

———— Introducing ————  
**THE ALL-NEW MARUTI SUZUKI**  
**TOUR H<sub>2</sub> CNG (CELERIO) TAXI**

Maruti Suzuki introduces S-CNG factory-fitted CNG in their  
**Tour H2 CNG (Celerio)**



SPEED LIMITING FUNCTION



EXTRA DRIVING COMFORT



LOW COST OF OWNERSHIP



POWERFUL ENGINE



DRIVER SIDE AIRBAG



ANTI-LOCK BRAKING SYSTEM



REVERSE PARKING SENSORS

Creative visualization. Black glass on the vehicle is due to lighting effect.

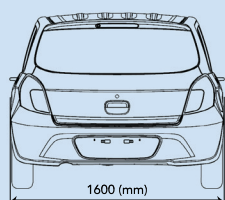

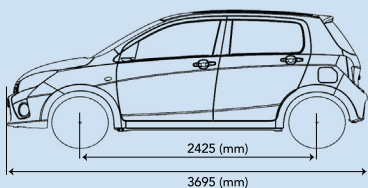
**S-CNG**  
DRIVE SMART. CHOOSE GREEN.

## FEATURES

Variants	CNG
<b>Exterior</b>	
Body-coloured bumper	✓
ORVMs	Black
Outside Door Handles	Black
Body Colored Back Door Garnish	✓
Grill	Black
Full Wheel Covers	Center Cap
<b>Interior</b>	
Drink holder	5
Front & Rear headrest	Integrated
<b>Comfort and Convenience</b>	
Air Conditioner (Manual)	✓
Outside Mirrors Type	Pivot
Power Steering	✓
<b>Central Console &amp; Instrument Panel</b>	
Illumination Colour	Amber
Urethane Steering Wheel	✓
Accessory Socket	✓
Dial-type Climate Control	Black
<b>Safety and Security</b>	
Driver Airbag	✓
Driver & Passenger Seat Belt Reminder	✓
Pedestrian Protection	✓
Head Light Leveling	✓
Front Ventilated Disc	✓
Immobilizer	✓
Anti-lock Braking System	✓
Reverse Parking Sensor	✓
Maximum Speed Limit	80 km/hr

**Superior Mileage  
for Maximum Savings**


CNG  
30.47\*  
km/kg



## TECHNICAL SPECIFICATIONS

Dimensions (in mm)		CNG
Overall length		3695
Overall width		1600
Overall height		1560
Wheelbase		2425
Tread	Front	1420
	Rear	1410
<b>Engine</b>		
Type		K10B
Capacity		998 cc
Engine Type		Aluminum
Number of cylinders		3
Number of valves in each cylinder		4
Maximum output (kW/rpm)		Petrol Mode: 50@6000
		CNG Mode: 43.5@6000
Maximum torque (Nm/rpm)		Petrol Mode: 90@3500
		CNG Mode: 78@3500
Emission standard type		BS6+OBD1
Accelerator pedal type		Electric type
<b>Transmission</b>		
Type		5MT
<b>Suspension System</b>		
Front		Mac Pherson strut with coil spring
Rear		Coupled torsion beam axle with coil spring
<b>Weight (kg)</b>		
Kerb weight (min./with full options)		910 (LXI)
Gross vehicle weight		1350
<b>Capacity</b>		
Seating capacity		5 Persons
Fuel tank capacity		35L (Petrol)
		60L (CNG)
<b>Power Steering</b>		
Type		Electronic Power Steering
<b>Tyres</b>		
Tyre size		155/80R13
<b>Brakes</b>		
Front		Ventilated disc
Rear		Drum

### Body Colours



Pearl Arctic White



Metallic Silky Silver