

SWIFT

OWNER'S MANUAL & SERVICE BOOKLET


For vehicle fitted with CNG fuel system, use Swift CNG Supplementary Owner's Manual, available with the vehicle.

Keep the booklet with the vehicle at all times.

Contains Warranty policy and important information on Safety, Operation & Maintenance.

Part No. 99011M55R10-74E
May, 2023 (ENG)

This Owner's Manual & Service Booklet applies to the SWIFT series
produced by MARUTI SUZUKI INDIA LIMITED



NOTE: The illustrated model is one of the SWIFT series
Accessories shown in the picture are not part of standard equipment

© Copyright 2023 **Maruti Suzuki India Limited**. All rights reserved.
No part of this manual can be reproduced in any manner whatsoever or transmitted
in any form or by any means without prior written consent of Maruti Suzuki India Limited.

FOREWORD

This manual is an essential part of your vehicle and should remain with the vehicle when resold or otherwise transferred to a new owner or operator. Please read this manual carefully before operating your new MARUTI SUZUKI and review the manual from time to time. It contains important information on safety, operation and maintenance. You are invited to avail the three Free Inspection Services as described in the manual. Three free inspection coupons are attached to this manual. Please show this manual to your dealer workshop while you take your MARUTI SUZUKI for any Service.

To prolong the life of your vehicle and reduce maintenance cost, the periodic maintenance must be carried out according to "PERIODIC MAINTENANCE SCHEDULE" described in "INSPECTION AND MAINTENANCE" section of this manual. It is essential for preventing trouble and accidents to ensure your satisfaction and safety.

Daily inspection and care as per "DAILY INSPECTION CHECKLIST" described in the "OPERATING YOUR VEHICLE" section of this manual is essential for prolonging the life of the vehicle and for safe driving.

Vehicle and the available features/accessories therein should be used and plied by the owner/user in accordance with the applicable legal requirements.

MARUTI SUZUKI INDIA LIMITED believes in conservation and protection of Earth's natural resources.

To that end, we encourage every vehicle owner to recycle, trade-in or properly dispose of, as appropriate, used Engine Oil, coolant and other fluids, batteries and tyres etc.

MARUTI SUZUKI INDIA LIMITED

All information in this manual is based on the latest product information available at the time of publication. Due to improvements or other changes, there may be discrepancies between information in this manual and your vehicle. MARUTI SUZUKI INDIA LIMITED reserves the right to make production changes at any time, without notice and without incurring any obligation to make the same or similar changes to vehicles previously built or sold.

This vehicle may not comply with standards or regulations of other countries. Before attempting to register this vehicle in any other country, check all applicable regulations and make any necessary modifications.

IMPORTANT

WARNING/ **CAUTION/NOTICE/** **NOTE**

Please read this manual and follow its instructions carefully. To emphasize special information, the symbol and the words **WARNING**, **CAUTION**, **NOTICE** and **NOTE** have special meanings. Pay particular attention to messages highlighted by these signal words:

WARNING

Indicates a potential hazard that could result in death or serious injury.


CAUTION

Indicates a potential hazard that could result in minor or moderate injury.

NOTICE

Indicates a potential hazard that could result in vehicle damage.

NOTE:
Indicates special information to make maintenance easier or instructions clearer.



75F135

The circle with a slash in this manual means "Don't do this" or "Don't let this happen".

NOTE:

- Words like car, model/variant are invariably used in this manual to denote the "Vehicle".
- Pictorial representations used in this manual are for reference purposes only.

MODIFICATION WARNING

WARNING

Do not modify your vehicle. Modification could adversely affect safety, handling, performance, or durability and may violate governmental regulations. In addition, damage or performance problems resulting from modification shall not be covered under warranty.

NOTICE

Improper installation of mobile communication equipment such as cellular telephones, CB (Citizen's Band) radios may cause electronic interference with your vehicle's ignition system, resulting in vehicle performance problems. Consult your Maruti Suzuki authorised workshop or qualified service technician for advice on installing such mobile communication equipment.

NOTICE

The diagnostic connector of your vehicle is prepared only for the specific diagnostic tool for inspection and service purpose. Connecting any other tool or device may interfere with electronic parts operations and cause running out of batteries.

“WARNING”



Vehicle may **break-down**, meet with an **accident** or **catch fire** due to

1. Installation of
 - High wattage bulbs
 - Non genuine lamps / horns
 - Modified suspension / wheels
 - Non genuine parts / accessories etc.
2. Retrofitment of LPG / CNG fuel systems/kits.
3. Usage of domestic LPG.
4. Short circuiting due to tampering of wiring harness.

CAUTION: DO NOT STORE OR CARRY INFLAMMABLE MATERIALS IN THE VEHICLE.



Avoid driving into or starting the vehicle in a heavily water logged area. Vehicle may **break-down** or engine may fail due to

1. Water entry into the engine (which may lead to hydrostatic lock).
2. Short circuiting of the electrical systems.

If the vehicle is stuck in deep water, do not start / crank the vehicle until the level of water drops below the level of exhaust pipe.

NOTE:

IF THE VEHICLE IS SUBMERGED IN WATER, REPORT TO THE NEAREST AUTHORIZED WORKSHOP.

“CAUTION”

1. Retro-fitment of LPG / CNG kit may deteriorate vehicle performance, reduce engine & engine related component's life and also warranty will be null and void for such vehicles.
2. Do not use domestic LPG/LPG cylinder for your factory fitted LPG vehicles.
3. Usage of domestic LPG for running vehicles is prohibited as per law.
4. Do not remove company fitted LPG/CNG kit to install some other kit. It may affect vehicle performance and may cause fire.
5. Drive slowly on wet roads. Tires may slip while braking at higher speeds due to aquaplaning.(reduced contact area between tire and road due to presence of water)
6. Do not leave engine running in garages or confined areas, with passengers inside. This may result in accumulation of carbon-monoxide in cabin and may lead to suffocation or breathing problems.
7. Do not park vehicle on dry leaves or grass. This may lead to fire due to hot catalytic converter, igniting the dry leaves/grass.
8. If the vehicle is equipped with CNG/LPG, ensure availability of fire extinguisher in the vehicle all the time.
9. Always wear seat belt at all the times.
10. Do not use mobile phone while driving.
11. Avoid Smoking in the car, live bud thrown in car may cause fire.
12. Do not put any body part under the vehicle when it is supported on a Jack.
13. Do not use non-genuine accessories in your vehicle.
14. Do not fit accessories from unauthorized workshops/sources.
15. Usage of non-approved electrical accessories in your vehicle may result in spark, fire or personal injury.
16. Do not use camphor, incense sticks inside cabin room. Doing so may cause fire.
17. Avoid usage of cellular phones while refueling. Electric current and/or electronic interference from cellular phones can potentially ignite fuel vapors and cause fire.
18. Avoid entry inside vehicle immediately once after you have begun refueling. You can generate a build up of static electricity by touching, rubbing or sliding against any item or fabric capable of producing static electricity. Static electricity discharge can ignite fuel vapors and may causing a fire.
19. Do not check the engine room / open the hood near the fire area (Outside the vehicle). Fuel, washer fluid, etc. are flammable oils that may cause fire.
20. Avoid driving when vehicle has met with an accident . Before driving, Please contact with authorized MSIL dealership.

VIN:																			
MODEL:							OWNER NAME & ADDRESS												
VARIANT:																			
COLOUR:																			
ENGINE NO.:							CONTACT NO.												
KEY NO.:							E-mail ID:												
INVOICE DATE:							SELLING DEALER NAME & CODE												
ODOMETER READING									KM										
REGISTRATION NO.:																			
BATTERY MAKE:							DEALER SHOWROOM ADDRESS & CONTACT NO. (STAMP)												
BATTERY NO.:																			
BATTERY BATCH																			
TYRE	MAKE	BATCH CODE																	
Front Right							CONTACT NO. FOR SERVICE APPOINTMENT & SUPPORT												
Front Left																			
Rear Right																			
Rear Left																			
Spare																			
For any assistance with regard to our product, please contact General Manager/Works Manager at any of our Dealer or Authorised workshop. For additional enquiry, you may contact our Regional Office or Service Department. The addresses and phone numbers are given in Service Network section of this Manual.																			

CUSTOMER SERVICE MAINTENANCE RECORD (to be filled by customer)

INSPECTION SCHEDULE	DATE OF SERVICE	MILEAGE (KM)	NAME OF SERVICING WORKSHOP
1 st Free inspection service - 1 Month / 1000 KM*			
2 nd Free inspection service - 6 Months / 5000 KM *			
3 rd Free inspection service - 12 Months / 10000 KM*			
1 st Paid inspection service - 24 Months / 20000 KM*			
2 nd Paid inspection service - 36 Months / 30000 KM*			
3 rd Paid inspection service - 48 Months / 40000 KM*			
4 th Paid inspection service - 60 Months / 50000 KM*			
5 th Paid inspection service - 72 Months / 60000 KM*			
6 th Paid inspection service - 84 Months / 70000 KM*			
7 th Paid inspection service - 96 Months / 80000 KM*			
8 th Paid inspection service - 108 Months / 90000 KM*			
9 th Paid inspection service - 120 Months / 100000 KM*			
10 th Paid inspection service - 132 Months / 110000 KM*			
11 th Paid inspection service - 144 Months / 120000 KM*			
12 th Paid inspection service - 156 Months / 130000 KM*			

* Interval: This interval should be judged by month(s) or odometer reading, whichever comes first.

Maruti Suzuki Network can be viewed by installing below Mobile Apps:

Maruti Suzuki Rewards app ensures a hassle free car ownership experience. Get easy access to all the services and information you need by downloading the app



1ST. FREE INSPECTION COUPON

(Customer's copy)

(1 MONTH or 1,000 KM
whichever comes first)

Model Name											
Model Code*											
VIN											
Engine No.											
Mileage											
Invoice Date		D	D	M	M	Y	Y				
Date of Inspection		D	D	M	M	Y	Y				
Registration No.											
Customer Name											
Ph. No.											
Service workshop / MASS Code (fill below)											

**COST OF MATERIALS AND CONSUMABLES TO BE
BORNE BY CUSTOMER**Workshop In charge
Signature**For periodic maintenance schedule,
refer to "Inspection and Maintenance"
section of this manual****1ST. FREE INSPECTION COUPON**

(Selling dealer copy)

(1 MONTH or 1,000 KM
whichever comes first)

Model Name											
Model Code*											
VIN											
Engine No.											
Mileage											
Invoice Date		D	D	M	M	Y	Y				
Date of Inspection		D	D	M	M	Y	Y				
Registration No.											
Customer Name											
Ph. No.											
Service workshop / MASS Code (fill below)											

**COST OF MATERIALS AND CONSUMABLES TO BE
BORNE BY CUSTOMER**Workshop In charge
Signature**1ST. FREE INSPECTION COUPON**

(Servicing W/S copy)

(1 MONTH or 1,000 KM
whichever comes first)

Model Name											
Model Code*											
VIN											
Engine No.											
Mileage											
Invoice Date		D	D	M	M	Y	Y				
Date of Inspection		D	D	M	M	Y	Y				
Registration No.											
Customer Name											
Ph. No.											
Service workshop / MASS Code (fill below)											

**COST OF MATERIALS AND CONSUMABLES TO BE
BORNE BY CUSTOMER**Workshop In charge
Signature

1ST. FREE INSPECTION COUPON

(Servicing W/S copy)

(1 MONTH or 1,000 KM
whichever comes first)

Stamp of Selling dealer
(Code & Full Address)

For Servicing Workshop

1. Please Fill up Model codes correctly.
2. Please fill up Complete VIN.
3. Please fill up customer name and Phone No.
details legibly and correctly for the latest owner.
4. Free service coupon of selling dealer not
operational at present, should be sent to MSIL on
monthly basis.



Service Division
Maruti Suzuki India Limited

1ST. FREE INSPECTION COUPON

(Selling dealer copy)

(1 MONTH or 1,000 KM
whichever comes first)

Stamp of Selling dealer
(Code & Full Address)

For Servicing Workshop

1. Please Fill up Model codes correctly.
2. Please fill up Complete VIN.
3. Please fill up customer name and Phone No.
details legibly and correctly for the latest owner.
4. Free service coupon of selling dealer not
operational at present, should be sent to MSIL on
monthly basis.



Service Division
Maruti Suzuki India Limited

1ST. FREE INSPECTION COUPON

(Customer's copy)

(1 MONTH or 1,000 KM
whichever comes first)

Stamp of Selling dealer
(Code & Full Address)

For Servicing Workshop

1. Please Fill up Model codes correctly.
2. Please fill up Complete VIN.
3. Please fill up customer name and Phone No.
details legibly and correctly for the latest owner.
4. Free service coupon of selling dealer not
operational at present, should be sent to MSIL on
monthly basis.



Service Division
Maruti Suzuki India Limited

2ND. FREE INSPECTION COUPON

(Customer's copy)

(6 MONTHS or 5,000 KM
whichever comes first)

Model Name												
Model Code*												
VIN												
Engine No.												
Mileage												
Invoice Date			D	D	M	M	Y	Y				
Date of Inspection			D	D	M	M	Y	Y				
Registration No.												
Customer Name												
Ph. No.												
Service workshop / MASS Code (fill below)												

**COST OF MATERIALS AND CONSUMABLES TO BE
BORNE BY CUSTOMER**Workshop In charge
Signature**For periodic maintenance schedule,
refer to "Inspection and Maintenance"
section of this manual****2ND. FREE INSPECTION COUPON**

(Selling dealer copy)

(6 MONTHS or 5,000 KM
whichever comes first)

Model Name												
Model Code*												
VIN												
Engine No.												
Mileage												
Invoice Date			D	D	M	M	Y	Y				
Date of Inspection			D	D	M	M	Y	Y				
Registration No.												
Customer Name												
Ph. No.												
Service workshop / MASS Code (fill below)												

**COST OF MATERIALS AND CONSUMABLES TO BE
BORNE BY CUSTOMER**Workshop In charge
Signature**2ND. FREE INSPECTION COUPON**

(Servicing W/S copy)

(6 MONTHS or 5,000 KM
whichever comes first)

Model Name												
Model Code*												
VIN												
Engine No.												
Mileage												
Invoice Date			D	D	M	M	Y	Y				
Date of Inspection			D	D	M	M	Y	Y				
Registration No.												
Customer Name												
Ph. No.												
Service workshop / MASS Code (fill below)												

**COST OF MATERIALS AND CONSUMABLES TO BE
BORNE BY CUSTOMER**Workshop In charge
Signature

2ND. FREE INSPECTION COUPON

(Servicing W/S copy)

(6 MONTHS or 5,000 KM
whichever comes first)

Stamp of Selling dealer
(Code & Full Address)

For Servicing Workshop

1. Please Fill up Model codes correctly.
2. Please fill up Complete VIN.
3. Please fill up customer name and Phone No.
details legibly and correctly for the latest owner.
4. Free service coupon of selling dealer not
operational at present, should be sent to MSIL on
monthly basis.



Service Division
Maruti Suzuki India Limited

2ND. FREE INSPECTION COUPON

(Selling dealer copy)

(6 MONTHS or 5,000 KM
whichever comes first)

Stamp of Selling dealer
(Code & Full Address)

For Servicing Workshop

1. Please Fill up Model codes correctly.
2. Please fill up Complete VIN.
3. Please fill up customer name and Phone No.
details legibly and correctly for the latest owner.
4. Free service coupon of selling dealer not
operational at present, should be sent to MSIL on
monthly basis.



Service Division
Maruti Suzuki India Limited

2ND. FREE INSPECTION COUPON

(Customer's copy)

(6 MONTHS or 5,000 KM
whichever comes first)

Stamp of Selling dealer
(Code & Full Address)

For Servicing Workshop

1. Please Fill up Model codes correctly.
2. Please fill up Complete VIN.
3. Please fill up customer name and Phone No.
details legibly and correctly for the latest owner.
4. Free service coupon of selling dealer not
operational at present, should be sent to MSIL on
monthly basis.



Service Division
Maruti Suzuki India Limited

3RD. FREE INSPECTION COUPON

(Customer's copy)

(12 MONTHS or 10,000 KM
whichever comes first)

Model Name												
Model Code*												
VIN												
Engine No.												
Mileage												
Invoice Date			D	D	M	M	Y	Y				
Date of Inspection			D	D	M	M	Y	Y				
Registration No.												
Customer Name												
Ph. No.												
Service workshop / MASS Code (fill below)												

**COST OF MATERIALS AND CONSUMABLES TO BE
BORNE BY CUSTOMER**Workshop In charge
Signature**For periodic maintenance schedule,
refer to "Inspection and Maintenance"
section of this manual****3RD. FREE INSPECTION COUPON**

(Selling dealer copy)

(12 MONTHS or 10,000 KM
whichever comes first)

Model Name												
Model Code*												
VIN												
Engine No.												
Mileage												
Invoice Date			D	D	M	M	Y	Y				
Date of Inspection			D	D	M	M	Y	Y				
Registration No.												
Customer Name												
Ph. No.												
Service workshop / MASS Code (fill below)												

**COST OF MATERIALS AND CONSUMABLES TO BE
BORNE BY CUSTOMER**Workshop In charge
Signature**3RD. FREE INSPECTION COUPON**

(Servicing W/S copy)

(12 MONTHS or 10,000 KM
whichever comes first)

Model Name												
Model Code*												
VIN												
Engine No.												
Mileage												
Invoice Date			D	D	M	M	Y	Y				
Date of Inspection			D	D	M	M	Y	Y				
Registration No.												
Customer Name												
Ph. No.												
Service workshop / MASS Code (fill below)												

**COST OF MATERIALS AND CONSUMABLES TO BE
BORNE BY CUSTOMER**Workshop In charge
Signature

**(Servicing W/S copy) (12 MONTHS or 10,000 KM
whichever comes first)**

--	--

1. Please Fill up Model codes correctly.
2. Please fill up Complete VIN.
3. Please fill up customer name and Phone No. details legibly and correctly for the latest owner.
4. Free service coupon of selling dealer not operational at present, should be sent to MSIL on monthly basis.



Service Division
Maruti Suzuki India Limited



**(Selling dealer copy) (12 MONTHS or 10,000 KM
whichever comes first)**

[illegible]

1. Please Fill up Model codes correctly.
2. Please fill up Complete VIN.
3. Please fill up customer name and Phone No. details legibly and correctly for the latest owner.
4. Free service coupon of selling dealer not operational at present, should be sent to MSIL on monthly basis.



Service Division
Maruti Suzuki India Limited



**(Customer's copy) (12 MONTHS or 10,000 KM
whichever comes first)**

--	--

1. Please Fill up Model codes correctly.
2. Please fill up Complete VIN.
3. Please fill up customer name and Phone No. details legibly and correctly for the latest owner.
4. Free service coupon of selling dealer not operational at present, should be sent to MSIL on monthly basis.



Service Division
Maruti Suzuki India Limited



WARRANTY POLICY

Maruti Suzuki India Limited (hereinafter called "Maruti Suzuki"), warrants that each new Maruti Suzuki vehicle distributed in India by Maruti Suzuki and sold by a Maruti Suzuki authorised dealer will be free, under normal use and service, from any defects in material and workmanship at the time of manufacture SUBJECT TO THE FOLLOWING TERMS AND CONDITIONS:

(1) Qualification:

To qualify for this warranty the vehicle must be delivered by a Maruti Suzuki authorised dealer and set-up, and serviced by a Maruti Suzuki authorised workshop.

(2) Term:

The term of the warranty shall be twenty-four (24) months or 40,000 kilometers (whichever occurs first) from the date of invoice to the first owner.

(3) Maruti Suzuki Warranty Obligation:

If any defect(s) should be found in a Maruti Suzuki vehicle within the term stipulated above, Maruti Suzuki's only obligation is to repair or replace at its sole discretion any part shown to be defective, with a new part or the equivalent at no cost to the owner for parts or labour, when Maruti Suzuki acknowledges that such a defect is attributable to faulty material or workmanship at the time of manufacture. Such defective parts, which have been replaced, will become the property of Maruti Suzuki. The owner is responsible for any repair or replacements which are not covered by this warranty. The decision of Maruti Suzuki shall be final & binding.

(4) Limitation:

This warranty shall not apply to:

- (a) Normal maintenance service required other than the three free services, including without limitation, oil and fluid changes, Consumables, headlight aiming, fastener retightening, wheel balancing, wheel alignment and tyre rotation, cleaning of injectors, adjustments of clutch and valve clearance.
- (b) The normal wear of parts including without limitation, bulbs, tyres* and tubes, spark plugs, belts, hoses, filters, wiper blades, brushes, contact points, fuses, clutch disc, brake shoes, brake pads, cable and all rubber parts (except oil seal and glass run).
- (c) Any vehicle which has been used for competition, rallies or racing.
- (d) Any repairs or replacement arising from accidents or collision.
- (e) Any defect/ damage caused by misuse, negligence, abnormal use, insufficient care, vandalism, theft, riot, fire, flooding - not limited to entry of water in the components resulting in engine seizure, hydrostatic lock, etc. or external damages to the body/ components.
- (f) Any damage resulting due to usage of adulterated fuel/ lubricants/ oil/ coolant/ fluids/ polishing products and fuel/ lubricants/ oil/ coolant/ fluids used other than those specified in the Owner's Manual.
- (g) Any vehicle which has been modified or altered, including without limitation, the installation of performance accessories, enlargements of lights, other changes and external/ consequential reasons.
- (h) Any vehicle on which parts or accessories not approved by Maruti Suzuki (Non-MSGA, Non-MSGP) have been used.

(* - If there is a complaint related to tyre, the customer may contact respective tyre manufacturer.)

-
- (i) Any vehicle which has not been operated in accordance with the operating instructions in this Owner's Manual and Service Booklet.
 - (j) Any vehicle which has not received the service inspections prescribed in this Owner's Manual and Service Booklet.
 - (k) Any vehicle which has been assembled, disassembled, adjusted or repaired by other than a Maruti Suzuki authorised workshop.
 - (l) Any vehicle which has been used for purposes other than what it was designed for.
 - (m) Any damage or deterioration caused by airborne fallout, industrial fallout, acid rain, hail or hail storm, wind storm, lightning, bird droppings, rodents bite / rat bite and such other thing that result in damage to the vehicle.
 - (n) Insignificant defects / noise which do not affect the function of the vehicle including without limitation, sound, vibration and fluid seep.
 - (o) Any natural wear and tear including without limitation, ageing, wear & tear or deterioration such as discoloration, fading, deformation or blurring and fabric discoloration.
 - (p) Installation and usage of domestic LPG gas/LPG Cylinder.
 - (q) V-belts, hoses and gas leaks.
 - (r) Any vehicle retrofitted with LPG/CNG kits.
 - (s) Repainting including patchwork, bodywork and mouldings and interior trims.
 - (t) Corrosion, rusting of body parts and/ or components.
 - (u) Any vehicle on which odometer has been changed unauthorisedly or odometer reading has been modified/ tampered with/ or not matching the service records.
 - (v) The damage(s) caused to the vehicle being unattended despite knowledge that the defect exists and ignorance by the owner/ user of the vehicle.
 - (w) Any damage(s) caused to vehicle including battery/ tyre due to parking of the vehicle in idle condition for long duration of time periods.

- (x) Any vehicle on which the retro-fitment is not authorized and/ or type approved as per the standards prescribed by the relevant authority including but not limited to Automotive Standards of India.
- (y) Any vehicle on which the retro-fitment is such which directly or indirectly causes any damage to the vehicle or affects the functions of the vehicle in any manner whatsoever.

(5) Extent of Warranty:

This warranty is the entire written warranty given by Maruti Suzuki for Maruti Suzuki vehicles and no dealer or its or his agent or employee is authorised to extend or enlarge this warranty and no dealer or its or his agent or employee is authorised to make any oral warranty or representation or assurance on behalf of Maruti Suzuki.

Maruti Suzuki reserves the right to add any improvements or change the design of any model at any time with no obligation to make the same changes on units previously sold.

(6) Warranty Service:

To obtain warranty service, the complete vehicle must be presented at the owner's expenses to Maruti Suzuki authorised workshop.

The customer shall be responsible for his belongings or accessories fitted in the vehicle at the time of presenting the vehicle for service and no claim shall be entertained in any manner under any circumstances.

(7) Owner's Warranty Obligations:

NOTICE

The owner shall not use the vehicle in a damaged condition and report the same immediately to the nearest Maruti Suzuki authorized workshop. This would result in early inspection and repair of the vehicle and any possible harm to the person or aggravation of damage to the vehicle can be prevented.

It is responsibility of each owner to:

- Have performed, at his own expenses, by a Maruti Suzuki authorised workshop all the service inspections specified in the Maruti Suzuki "Owner's Manual and Service Booklet" and maintain adequate proof that such service inspections have been performed.
- Update and maintain the 'Customer service maintenance records' page in the "Owner's Manual and Service Booklet", whenever service inspection or warranty service is carried out on the vehicle in a Maruti Suzuki authorised workshop.
- Present the Maruti Suzuki "Owner's Manual and Service Booklet" to the Maruti Suzuki authorised workshop whenever requesting service inspections or warranty service.

If the "Owner's Manual and Service Booklet" should be lost or destroyed the owner should consult the Maruti Suzuki authorised dealer from whom the vehicle was purchased for instructions concerning replacement of the "Owner's Manual and Service Booklet".

(8) Disclaimer of Consequential Damage:

Maruti Suzuki assumes no responsibility for loss of vehicle, loss of time, inconvenience or any other indirect incidental or consequential damage resulting from the vehicle not being available to the owner because of any defect covered by this warranty.

(9) Change of Owner

Even if ownership of the vehicle changes, the remaining warranty period is effective for the new owner.

This warranty is applicable only in India and not transferable to any other country.

NOTE:

Notwithstanding the warranty obligations, Maruti Suzuki may reuse reworked (refurbished) parts for undertaking rectification of recalled vehicles in terms of applicable laws.

EMISSION WARRANTY POLICY

Maruti Suzuki offers the Emission Warranty on all Maruti Suzuki vehicles (apart from the Regular Warranty and will run parallel to the regular product warranty) only in four metropolitan cities (**New Delhi, Kolkata, Mumbai and Chennai**) with effect from July 1st, 2001.

Terms:

The Emission Warranty will be applicable for **80,000 kms or 3 years** (Whichever comes earlier) from the date of invoice to the first owner. The remaining warranty terms will be valid in case of any change in ownership provided the production of all valid documents.

Conditions:

1. Under Emission Warranty, Warranty claims will be admitted for a prima-facie examination, in case vehicle fails to meet the Emission Standard as specified in sub rule (2) of rule no. 115 of Central Motor Vehicles Rules (CMVR), 1989.
2. The warranty claims will only be accepted after examination carried out by Maruti Suzuki or Maruti Suzuki authorised workshop which leads to firm conclusions that the
 - a) Original settings have not been tampered in any case.
 - b) Part (as given in Annexure - A) has a manufacturing defect.
 - c) Vehicle is unable to meet the Emission Standards (as given in 1.), inspite of the vehicle having been maintained and used in accordance with the instructions as specified in Owner's Manual and Service Booklet and the used fuel and different oils (Engine oil, Transmission oil, Brake oil etc.) are also as per specification.
3. The method of examination for deciding the warranty of the parts will be at the sole discretion of Maruti Suzuki and Maruti Suzuki authorised workshop and results of the examination will be final and binding. If after examination, the warrantable condition is not established, Maruti Suzuki and Maruti Suzuki authorised workshop has the right to charge all, or part of the cost of such examination.
4. Under Emission Warranty, the parts (as given in Annexure - A) will be changed free of cost, but the consumables will be charged as per actual.
5. If the part covered under Emission Warranty or the associated parts, are not independently replaceable, on account of these being integral parts of a complete assembly, Maruti Suzuki and Maruti Suzuki authorised workshop will have the sole discretion to replace either the entire assembly or by using some of the parts of the system through suitable repairs or modifications.
6. Any consequential repairs or replacement of parts which may be found necessary to establish compliance of Emission Warranty, will not be considered under warranty, unless the same is under product warranty. The consumable will be charged as per actual under such repair or replacement.
7. Maruti Suzuki will not be responsible for the cost of transportation of the vehicle to the nearest Maruti Suzuki authorised workshop or any loss due to non-availability of the vehicle during the period of lodging of a warranty claim and examination and/or repair by Maruti Suzuki authorised workshop.
8. Maruti Suzuki will not be responsible for any penalty that may be charged by statutory authorities on account of failure to comply with the EMISSION STANDARDS.
9. Emission Warranty will not be affected by the change of owner, provided all the documents are available.

-
10. All maintenance actions (as specified in the Owner's Manual and Service Booklet) need to be followed and recorded in the manual for emission warranty.
 11. The customer needs to produce the PUC (Pollution Under Control) certificate valid for the period preceding the test during which the failure is discovered. The receipts (for the maintenance of the vehicle as per specification in Owner's Manual and Service Booklet from the date of original purchase of the vehicle) will also be required.

Conditions under which the Emission Warranty is not APPLICABLE

1. In the absence of valid PUC certificate.
2. Vehicle not serviced from Maruti Suzuki authorised workshop as per the schedule specified in the Owner's Manual.
3. Vehicle subjected to abnormal use (accident, motor race, rallies or for the purpose of establishing the records etc).
4. Use of non MSGP (Maruti Suzuki Genuine Part).
5. Vehicle that has been tampered with.
6. Tampering with odometer so that the actual kilometer reading cannot be determined.
7. Use of adulterated fuel and/or unspecified oils (Engine oil, Transmission oil and Brake oil etc).

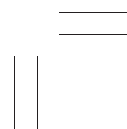
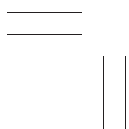

Annexure - A

List of parts (if applicable) covered under Emission Warranty

1. Fuel Injection Assembly, Pressure Regulator, Throttle Body Assembly.
2. Electronic Control Module (ECM).
3. Intake Manifold.
4. EGR valve.
5. Ignition Coil.
6. Canister Assembly.
7. Vapour Liquid Separator.
8. Fuel Tank and Filler Cap.
9. PCV (Positive Crankcase Ventilation) Valve.
10. Oil Filler Cap.
11. Catalytic Converter.
12. Exhaust Manifold.
13. All Fuel Injection System related Sensors.
14. High Pressure Fuel Pump.
15. Glow Plug.
16. Glow Plug Controller.

TABLE OF CONTENTS


FUEL RECOMMENDATION	1
BEFORE DRIVING	2
OPERATING YOUR VEHICLE	3
DRIVING TIPS	4
OTHER CONTROLS AND EQUIPMENT	5
VEHICLE LOADING AND TOWING	6
INSPECTION AND MAINTENANCE	7
EMERGENCY SERVICE	8
APPEARANCE CARE	9
GENERAL INFORMATION	10
SPECIFICATIONS	11
SERVICE NETWORK	12



FUEL RECOMMENDATION

1

Fuel Recommendation 1-1



55RM01002

FUEL RECOMMENDATION

Fuel Recommendation

Petrol Engine

To avoid damaging catalytic converter, you must use unleaded petrol with an octane number (RON) of 91 or higher.

Gasoline/Ethanol blends

Blends of unleaded gasoline and ethanol (grain alcohol), also known as gasohol, are commercially available in certain areas. Blends of this type are recommended for this vehicle if they are no more than 10% ethanol. The vehicle may also be plied with blend of no more than 20% ethanol.

NOTE:

If you are not satisfied with the driveability or fuel economy of your vehicle when you are using 20% ethanol blend, you should switch back to blend of no more than 10% ethanol.

Gasoline containing MTBE

Unleaded gasoline containing MTBE (methyl tertiary butyl ether) may be used in your vehicle if the MTBE content is not greater than 15%. This oxygenated fuel does not contain alcohol.


⚠ CAUTION

Use of spurious, low quality, adulterated fuel can cause damage to the engine and engine auxiliaries, affect functioning of engine and degrade engine performance including but not limited to engine seizure.

NOTICE

- The fuel tank has an air space to allow for fuel expansion in hot weather. If you continue to add fuel after the filler nozzle has automatically shut off or an initial blowback occurs, the air chamber will become full. Exposure to heat when fully fuelled in this manner will result in leakage due to fuel expansion. To prevent such fuel leakage, stop filling after the filler nozzle has automatically shut off, or when initial vent blowback occurs, if using an alternative non-automatic system.
- Be careful not to spill fuel containing alcohol while refueling. If fuel is spilled on the vehicle body, wipe it up immediately. Fuels containing alcohol can cause paint damage, which is not covered under the New Vehicle Limited Warranty.

BEFORE DRIVING



60G404

Keys2-1

Door locks2-2

Keyless push start system remote controller /
Keyless entry system transmitter (if equipped)2-6

Security system (if equipped)2-14

Windows2-16

Mirrors2-19

Front seats2-23

Rear seats2-25

Seat belts and child restraint systems2-28

Child Restraint System for India 2-41

Supplemental restraint system (air bags) 2-44

Instrument cluster (Type A) (if equipped) 2-51

Speedometer 2-52

Fuel gauge 2-52

Brightness control 2-53

Information display 2-53

Instrument cluster (Type B) (if equipped) 2-59

Speedometer 2-60

Tachometer 2-60

Fuel gauge 2-60

Brightness control 2-61

Information display 2-62

Instrument cluster (Type C) (if equipped) 2-71

Speedometer 2-72

Tachometer 2-72

Fuel gauge 2-72

Temperature gauge 2-72

Brightness control 2-73

Information display 2-74

Warning and indicator lights..... 2-96

Lighting control lever 2-102

Headlight leveling switch 2-107

Turn signal control lever 2-109

Hazard warning switch 2-110

Windshield wiper and washer lever 2-110

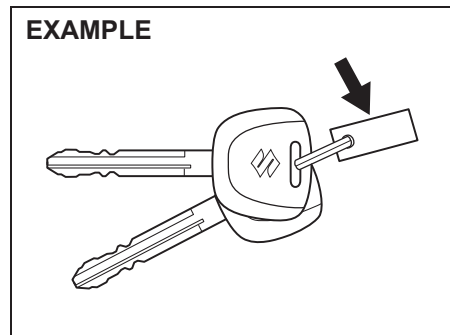
Tilt steering lock lever 2-112

Horn 2-113

Heated rear window switch (if equipped) 2-113

BEFORE DRIVING

Keys



Your vehicle comes with a pair of keys. The key(s) may or may not be equipped with a transmitter depending on model variant. Keep the spare key in a safe place. One key can open all of the locks on the vehicle.

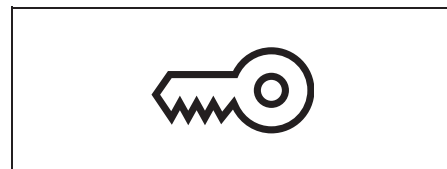
The key identification number is stamped on a metal tag provided with the keys or on the keys. Keep the tag in a safe place. If you lose your keys, you will need this number to have new keys made. Write the number below for your future reference.

KEY NUMBER:

Immobilizer system

This system is designed to help prevent vehicle theft by electronically disabling the engine starting system.

The engine can be started only with your vehicle's original immobilizer ignition key or keyless push start system remote controller, which has an electronic identification code programmed in it. The key or remote controller communicates the identification code to the vehicle when the ignition switch is turned to "ON" position or the engine switch is pressed to change the ignition mode to "ON". If you need to make spare keys or remote controllers, see your an authorised Maruti Suzuki workshop. The vehicle must be programmed with the correct identification code for the spare. A key made by an ordinary locksmith will not work.



If the immobilizer/keyless push start system warning light blinks or comes on when the ignition switch is in "ON" position or the ignition mode is "ON", the engine will not start.

NOTICE

Do not modify or remove the immobilizer system. If modified or removed, the system cannot be operated properly.

For vehicles without a keyless push start system

If this light blinks or comes on, turn the ignition switch to "LOCK" position, and then turn it back to "ON" position.

If the light still blinks after or comes on the ignition switch is turned back to "ON" position, there may be something wrong with your key or with the immobilizer system. Ask an authorised Maruti Suzuki workshop to have the system inspected.

For vehicles with a keyless push start system

If this light blinks or comes on, change the ignition mode to "LOCK" (OFF), and then change it back to "ON". Also refer to "If the PUSH indicator light blinks or comes on and the engine cannot be started" in "Starting engine (vehicle with keyless push start system) (if equipped)" in "OPERATING YOUR VEHICLE" section.

If the light still blinks or comes on after the ignition mode is changed back to "ON", there may be something wrong with your key or with the immobilizer system. Ask an authorised Maruti Suzuki workshop to have the system inspected.

The immobilizer/keyless push start system warning light may also blink or comes on if the remote controller is not in the vehicle when you close the door or attempt to start the engine.

NOTE:

- If you lose your immobilizer ignition key or remote controller, ask an authorised Maruti Suzuki workshop as soon as possible to deactivate the lost one, and to make a new key or remote controller.
- If you own other vehicles with immobilizer keys, keep those keys away from the ignition switch or the engine switch when using your MARUTI SUZUKI vehicle. Otherwise, the engine may not be started because they may interfere with your MARUTI SUZUKI vehicle's immobilizer system.
- If you attach any metal objects to the immobilizer key or remote controller, it may not start the engine.
- This immobilizer system is maintenance free.

NOTICE

The immobilizer key and remote controller are sensitive electronic instruments. To avoid damaging them:

- Do not expose them to impacts, moisture or high temperature such as on the dashboard under direct sunlight.
- Keep them away from magnetic objects.

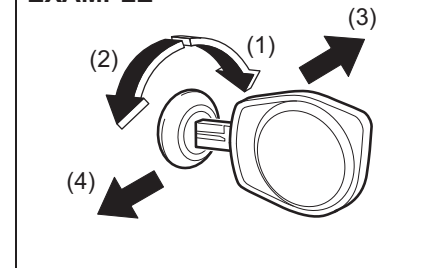
Ignition key reminder (if equipped)

A buzzer sounds intermittently to remind you to remove the ignition key if it is in the ignition keyhole when the driver's door is opened.

Door locks

Side door locks

EXAMPLE



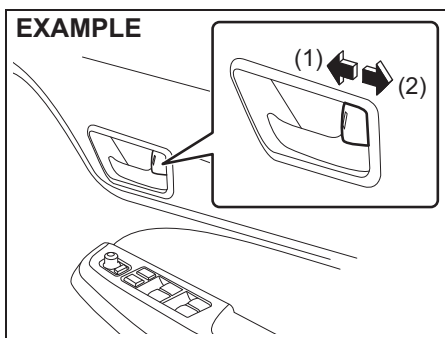
- (1) LOCK
- (2) UNLOCK
- (3) Front
- (4) Rear

To lock a front door from the outside of the vehicle:

- Insert a key and turn the top of the key toward the front of the vehicle, or
- Turn the lock knob forward, then pull and hold the door handle as you close the door.

BEFORE DRIVING

To unlock a front door from the outside of the vehicle, insert the key and turn the top of the key toward the rear of the vehicle.



55RM02002

- (1) LOCK
- (2) UNLOCK

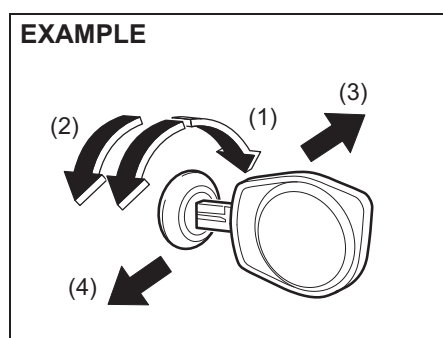
To lock a door from the inside of the vehicle, turn the lock knob forward. Turn the lock knob backward to unlock the door.

To lock a rear door from the outside of the vehicle, turn the lock knob forward and close the door. You do not need to pull and hold the door handle as you close the door.

NOTE:

Hold the door handle when you close a locked front door, or the door will not remain locked.

Central door locking system (Vehicle with keyless entry system and keyless push start system)



55RM02003

- (1) LOCK
- (2) UNLOCK
- (3) Front
- (4) Rear

You can lock and unlock all doors including tailgate simultaneously by using the key in the driver's door lock.

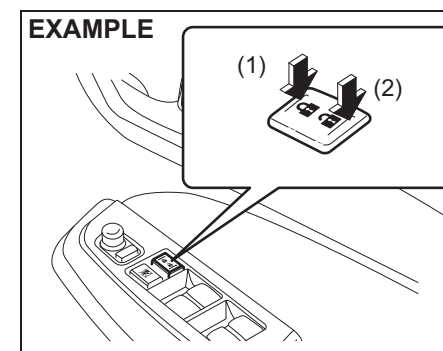
To lock all doors simultaneously, insert the key in the driver's door lock and turn the top of the key toward the front of the vehicle once.

To unlock all doors simultaneously, insert the key in the driver's door lock and turn the top of the key toward the rear of the vehicle twice.

NOTE:

You can switch the function that unlocks all doors from requiring two turns to requiring one turn, and vice versa, via the information display setting mode. For details on how to use the information display, refer to "Information display" in this section.

To unlock the driver's door only, insert the key in that door lock and turn the top of the key toward the rear of the vehicle once.



55RM02004

- (1) LOCK
- (2) UNLOCK

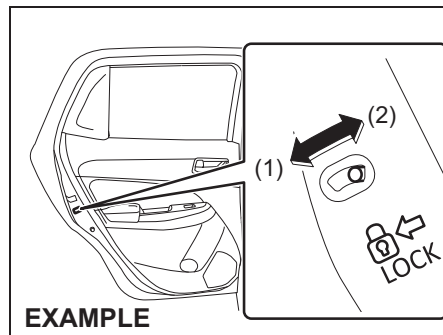
You can also lock or unlock all doors by pressing the front or rear of the switch, respectively.

NOTE:

- You can also lock or unlock all doors by operating the transmitter or remote controller. Refer to "Keyless push start system remote controller / Keyless entry system transmitter (if equipped)" in this section.
- If your vehicle is equipped with the keyless push start system, you can also lock or unlock all doors by pushing the request switch. Refer to "Keyless push start system remote controller / Keyless entry system transmitter (if equipped)" in this section.

NOTE:

- All doors are automatically unlocked when you change the ignition mode to "LOCK" (OFF) or turn the ignition switch to "LOCK" position and pull out the key.
- All doors are automatically locked for safety when the vehicle speed reaches 15 km/h.
- You can change the automatic locking or unlocking function mentioned above via the setting mode of the information display. For details on how to use the information display, refer to "Information Display" in this section.

Child-proof locks (rear door)


55RM02005

- (1) LOCK
(2) UNLOCK

Each of the rear doors is equipped with a child-proof lock which can be used to help prevent unwanted opening of the door from inside the vehicle. When the lock lever is in LOCK position (1), the rear door can only be opened from outside. When the lock lever is in UNLOCK position (2), the rear door can be opened from inside or outside.

⚠ WARNING

Place the child-proof lock in **LOCK** position whenever children are seated in the rear.

Tailgate**Type A****EXAMPLE**

55RM02006

- (1) Tailgate unlatch switch

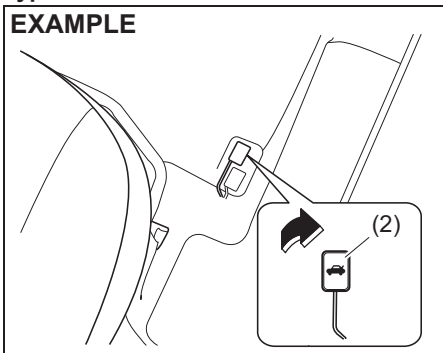
You can lock and unlock the tailgate by using the key in the driver's door lock.

To open the tailgate, push and hold the tailgate unlatch switch (1) and lift the tailgate.

BEFORE DRIVING

Type B

EXAMPLE



You can unlatch the tailgate by pulling the release lever (2) located on the outboard side of the driver's seat.

NOTE:

When the tailgate is closed incompletely, follow the procedure below:

- 1) Push the tailgate unlatch switch (1) and open the tailgate.
- 2) After a few seconds, close the tailgate.
- 3) Make sure that the tailgate is closed completely.

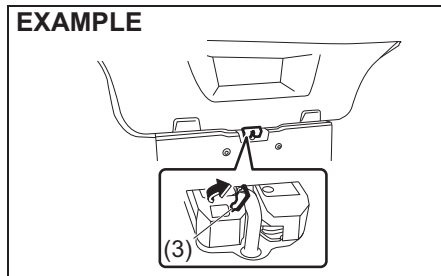
⚠ WARNING

Always make sure that the tailgate is closed and latched securely. Completely closing the tailgate helps prevent occupants from being thrown from the vehicle in the event of an accident. Completely closing it also helps keep exhaust gases from entering the vehicle.

If you cannot unlatch the tailgate by using the unlatch switch (1) due to a discharged lead-acid battery or malfunction, follow the procedure below to unlatch the tailgate from inside the vehicle.

- 1) Fold the rear seat forward for easier access. Refer to "Folding rear seats" section for details on how to fold the rear seat forward.

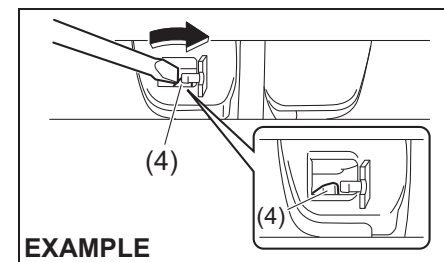
EXAMPLE



- 2) Open the cover (3) in the lock mechanism of the tailgate.

NOTE:

Ensure that you do not lose the cover (3) because it is small and detachable.



EXAMPLE

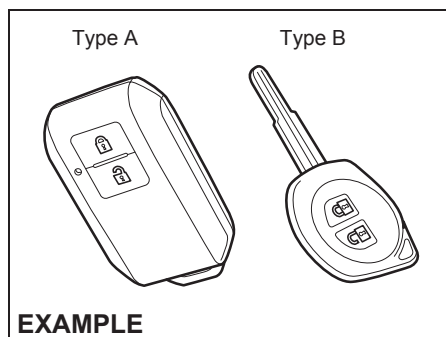
- 3) Move the lever (4) in arrow direction by using a flat-bladed screwdriver to unlock the tailgate.
- 4) Push open the tailgate from inside. The tailgate will be latched again by simply closing the tailgate.

If the tailgate cannot be unlatched by pushing the unlatch switch (1), have the vehicle inspected by an Authorised Maruti Suzuki workshop.

⚠ CAUTION

- To avoid injury, do not use your finger to push the emergency lever.
- Make sure there is no one near the tailgate when pushing open the tailgate from inside the vehicle.

Keyless push start system remote controller / Keyless entry system transmitter (if equipped)



55RM02009

Your vehicle is equipped with either a keyless push start system remote controller (Type A) or a keyless entry system transmitter (Type B). The remote controller has a keyless entry system and a keyless push start system. The transmitter has only a keyless entry system. For details, refer to the following explanations.

⚠ WARNING

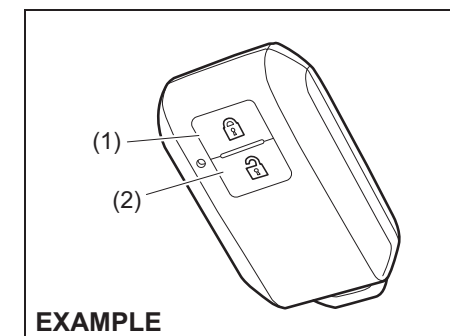
Radio waves from the keyless push start system antenna(s) may interfere with operation of electrical medical equipment such as pacemakers. Failure to take the precautions listed below can increase the risk of severe injury or death due to radio wave interference.

- Anyone who uses electrical medical equipment such as a pacemaker should consult the medical equipment supplier or their medical advisor about whether radio waves from the antenna(s) can interfere with the medical equipment.
- If radio wave interference is a concern, have the function of the antenna(s) disabled by an authorised Maruti Suzuki workshop.

Keyless push start system remote controller (Type A)

The remote controller enables the following operations:

- You can lock or unlock the doors by operating LOCK/UNLOCK buttons on the remote controller. Refer to the explanation in this section.
- You can lock or unlock the doors by pushing the request switch. For details, refer to the explanation in this section.
- You can start the engine without using an ignition key. For details, refer to "Engine switch (Vehicle with keyless push start system)" in "OPERATING YOUR VEHICLE" section.



55RM02010

- (1) LOCK button
(2) UNLOCK button

BEFORE DRIVING

You can lock or unlock all doors simultaneously by operating the remote controller near the vehicle.

Central door locking system

- To lock all doors, push LOCK button (1) once.
- To unlock only the driver's door, push UNLOCK button (2) once.
- To unlock other doors, push UNLOCK button (2) once again.

NOTE:

You can switch the function that unlocks all doors from requiring two pushes to requiring one push, and vice versa, via the information display setting mode. For details on how to use the information display, refer to "Information display" in this section.

The turn signal lights will flash once and the siren will sound once when the doors are locked.

When the doors are unlocked:

- The turn signal lights will flash twice and the siren will sound twice.
- If the interior light switch is in DOOR position, the interior light will turn on for about 15 seconds and then fade out. If you press the engine switch during this time, the light will start to fade out immediately.

Check that the doors are locked after you operate LOCK button (1).

NOTE:

If no door is opened within about 30 seconds after UNLOCK button (2) is operated, the doors will automatically lock again.

Car locator function

This function helps in locating the vehicle. Push both of LOCK button (1) and UNLOCK button (2) for more than 3 seconds. The turn signal lights will blink for about 27.5 seconds. Also, the siren will sound for about 27.5 seconds at the same time.

To cancel the car locator function, press any button (LOCK or UNLOCK).

You can also cancel the car locator function in any of the following operations.

- Press the engine switch to change the ignition mode to "ON".
- Bring the remote controller with you and press the request switch.

NOTE:

The car locator function will not activate when the ignition mode is "ACC" or "ON" or pre warning / full blast warning by shock sensor or alarm is in activated condition.

NOTE:

- *If you lock the doors using the remote controller when the engine hood are open, the siren will sound 3 times to remind you.*
- *If the security system was triggered due to an unauthorised entry into the vehicle and then you unlock the doors using the*

remote controller, the siren will sound 4 times to remind you. If this happens, check whether your vehicle has been broken into while you were away from it.

- *Once you push both of LOCK button (1) and UNLOCK button (2), then you push one of the buttons within 5 seconds, the siren will not sound. However, push one of the buttons 5 seconds later, the siren will sound.*
- *You can set whether the siren sounds when locking or unlocking the door(s) via the setting mode of the information display.*
- *For details on how to use the information display, refer to "Information Display" in this section.*

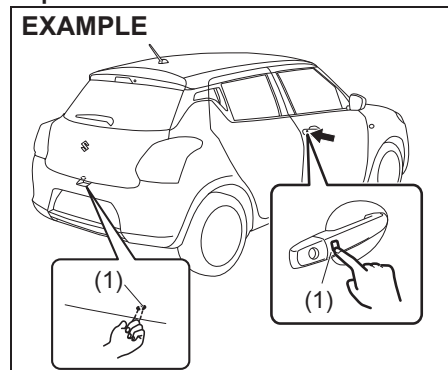
NOTE:

- *The maximum operating distance of the remote controller is about 5 m (16 ft.), but this can vary depending on the surroundings, especially near other transmitting devices such as radio towers or CB (Citizen's Band) radios.*
- *The door locks cannot be operated with the remote controller if the ignition mode is other than the "LOCK" (OFF).*
- *When any door is open, if you push LOCK button on the remote controller, the exterior buzzer will sound and doors cannot be locked.*

BEFORE DRIVING

- If you lose one of the remote controllers, ask an authorised Maruti Suzuki workshop as soon as possible for replacement. Have an authorised Maruti Suzuki workshop program the new remote controller code in your vehicle's memory so that the old code is erased.

Keyless unlocking/locking using the request switches



55RM02011

When the remote controller is within the operating range described in this section, you can lock or unlock all the doors (including tailgate) by pushing the request switch (1) on the driver's door handle or front passenger's door handle or tailgate.

When all doors are unlocked:

- To lock all doors, push one of the request switches once.

The turn signal lights will flash once and the siren will sound once when the doors are locked.

To unlock a door or all doors:

- Push one of the request switches once to unlock only one door.
- Push one of the request switches twice to unlock all doors.

NOTE:

You can switch the function that unlocks all doors from requiring two pushes to requiring one push, and vice versa, via the information display setting mode. For details on how to use the information display, refer to "Information display" in this section.

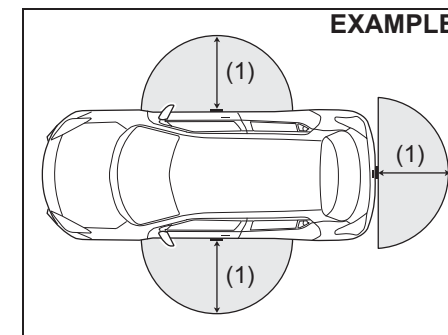
When the doors are unlocked:

- The turn signal lights will flash twice and the siren will sound twice.
- If the interior light switch is in DOOR position, the interior light will turn on for about 15 seconds and then fade out. If you press the engine switch during this time, the light will start to fade out immediately.

Be sure that the doors are locked after you operate the request switch to lock the doors.

NOTE:

- The door locks cannot be operated by the request switch under the following conditions:
 - If any door is open or is not completely closed.
 - If the ignition mode is in any other mode than "LOCK" (OFF).
- If no doors are opened within about 30 seconds after unlocking the doors by pushing the request switch, the doors will be locked again automatically.



55RM02012

(1) 80 cm (2 1/2 feet)

When the remote controller is within approximately 80 cm (2 1/2 feet) from a front door handle or tailgate switch, you can lock or unlock the doors by pushing the request switch.

BEFORE DRIVING

NOTE:

- If the remote controller is outside the request switch operating range described above, you will not be able to operate the request switch.
- If the battery of the remote controller runs down or there are strong radio waves or noise, the request switch operating range may be reduced or the remote controller may be inoperative.
- If the remote controller is too close to the door glass, the request switches may not operate.
- If a spare remote controller is in the vehicle, the request switches may not operate normally.
- The remote controller will only operate a request switch if it is within the switch's operating range. For example, if the remote controller is within the operating range of the driver's door request switch but not the front passenger's door request switch or the tailgate request switch the driver's door switch can be operated but the front passenger's door switch or tailgate switch cannot be operated.

NOTICE

The remote controller is a sensitive electronic instrument. To avoid damaging the remote controller:

- Do not expose it to impacts, moisture or high temperature such as by leaving it on the dashboard under direct sunlight.
- Keep the remote controller away from magnetic objects such as a television.

NOTE:

The keyless push start system may not function correctly in certain environments or under certain operating conditions such as the following:

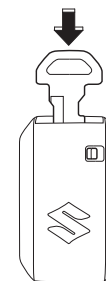
- When there are strong signals coming from a television, power station or a cellular phone.
- When the remote controller is in contact with or covered by a metal object.
- When a radio wave type remote keyless entry is used nearby.
- When the remote controller is placed near an electronic device such as personal computer.

Some additional precautions you should take and information you should be aware of are:

- Make sure that the key is stowed in the remote controller. If the remote controller becomes unusable, you will not be able to lock or unlock the doors.

- Be sure that the driver always carries the remote controller.
- If you lose one of the remote controllers, ask an authorised Maruti Suzuki workshop as soon as possible for a replacement. Have an authorised Maruti Suzuki workshop program the new remote controller code in your vehicle's memory so that the old code is erased.
- You can use up to four remote controllers and the keys for your vehicle. Ask an authorised Maruti Suzuki workshop for details.
- The battery life of the remote controller is about two years, but it can vary depending on usage conditions.

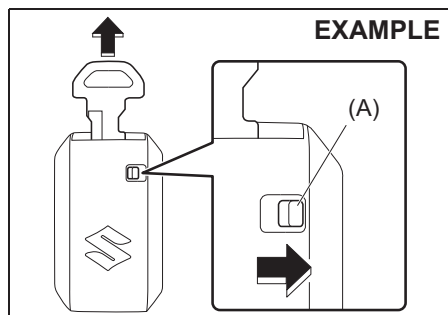
EXAMPLE



56RH00210

To stow the key into the remote controller, push the key in the remote controller until you hear a click.

BEFORE DRIVING



To remove the key from the remote controller, slide the lock knob (A) in direction of the arrow and pull the key out from the remote controller.

Request switch warning buzzer

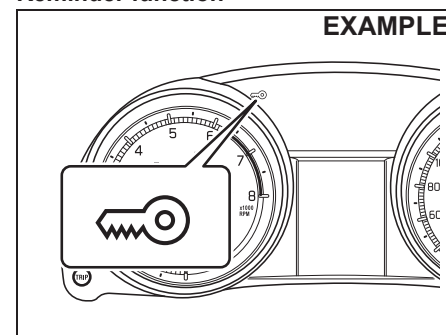
The exterior buzzer beeps for about 2 seconds in the following conditions to warn you that the request switch is not working:

- The request switch is pressed after all doors are closed with the ignition mode changed to "ACC" or "ON" position by pressing the engine switch when the controller is outside the vehicle.
- The request switch is pressed in any of the following conditions after changing the ignition mode to "LOCK" (OFF) by pressing the engine switch.
 - The remote controller is left inside the vehicle.
 - Any door (including tailgate) is open.

Press the request switch again after doing the following:

With the ignition mode changed to "LOCK" (OFF) by pressing the engine switch, bring out the remote controller if it is inside the vehicle and check that all doors are completely closed.

Reminder function



If the remote controller is not in the vehicle under the following conditions, the buzzer sounds intermittently for about 2 seconds and the immobilizer/keyless push start system warning light on the instrument cluster blinks:

When one or more doors are opened and all of the doors are later closed with the ignition in any other mode than "LOCK" (OFF).

The indicator light will turn off within several seconds after the remote controller is

returned to an area of the vehicle other than the rear luggage area.

If the remote controller is left in the vehicle and you lock the driver's door or front passenger's door as described below, the door will be automatically unlocked.

- If you open the driver's door and lock the door by turning the lock knob forward or pushing the power door locking switch, the driver's door will be automatically unlocked.
- If you open the front passenger's door and lock the door by turning the lock knob forward or pushing the power door locking switch, the front passenger's door will be automatically unlocked.

NOTE:

- *The reminder will not operate when the remote controller is on the instrument panel, in the glove box, in a storage compartment, in the sun visor or on the floor, etc.*
- *Be sure that the driver always carries the remote controller.*
- *Do not leave the remote controller in the vehicle when leaving the vehicle.*

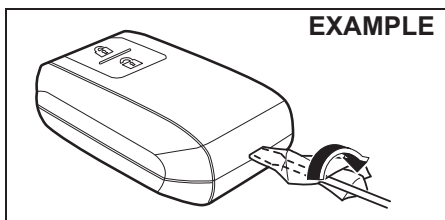
Battery replacement

If the remote controller becomes unusable, replace the battery.

To replace the battery of the remote controller:

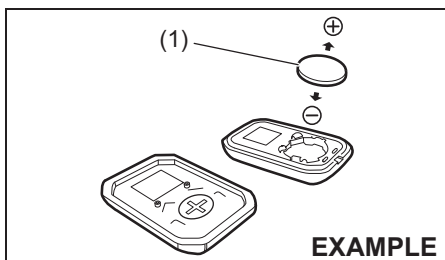
- 1) Pull the key out from the remote controller

BEFORE DRIVING



55RM02014

- 2) Insert a flat-bladed screwdriver covered with a soft cloth in the slot of the remote controller and pry it open.



56RH00214

- (1) Lithium disc type battery:
CR2032 or equivalent
- 3) Replace the battery (1) so its “-” terminal faces the bottom of the case as shown in the illustration.
- 4) Close the remote controller firmly.
- 5) Check that the door locks can be operated with the remote controller.
- 6) Dispose of the used battery properly according to applicable rules or regula-

tions. Do not dispose the lithium batteries with ordinary household trash.

⚠ WARNING

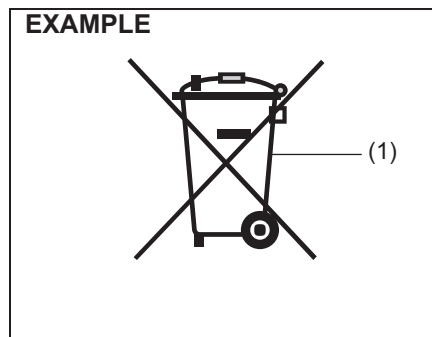
Swallowing a lithium battery may cause serious internal injury. Do not allow anyone to swallow a lithium battery. Keep lithium batteries away from children and pets. If swallowed, contact a physician immediately.

NOTICE

- The remote controller is a sensitive electronic instrument. To avoid damaging it, do not expose it to dust or moisture or tamper with internal parts.
- When replacing the battery by yourself, the remote controller could be damaged affected by static electricity. Discharge the static electricity built up in your body by touching metal before replacing the battery.

NOTE:

Used batteries must be disposed of properly according to applicable rules or regulations and must not be disposed of with ordinary household trash.



80JM133

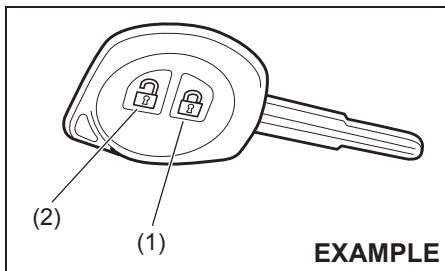
- (1) Crossed-out wheeled bin symbol

The crossed-out wheeled bin symbol (1) indicates that a used battery should be collected separately from ordinary household trash.

By ensuring the used battery is disposed of or recycled correctly, you will help prevent potential negative consequences for the environment and human health, which could otherwise be caused by inappropriate battery disposal. The recycling of materials will help to conserve natural resources. For more detailed information about disposing of or recycling the used battery, consult a Maruti Suzuki authorized workshop.

BEFORE DRIVING

Keyless entry system transmitter (Type B)



- (1) LOCK button
(2) UNLOCK button

You can lock or unlock all doors simultaneously by operating the transmitter near the vehicle.

Central door locking system

- To lock all doors, push LOCK button (1) once.
- To unlock only the driver's door, push UNLOCK button (2) once.
- To unlock other doors, push UNLOCK button (2) once again.

NOTE:

You can switch the function that unlocks all doors from requiring two pushes to requiring one push, and vice versa, via the information display setting mode. For details on

how to use the information display, refer to "Information display" in this section.

The turn signal lights will flash once and the siren will sound once when the doors are locked.

When the doors are unlocked:

- The turn signal lights will flash twice and the siren will sound twice.
- If the interior light switch is in DOOR position, the interior light will turn on for about 15 seconds and then fade out. If you insert the key into the ignition switch during this time, the light will start to fade out immediately.

Check that the doors are locked after you operate LOCK button (1).

NOTE:

If no door is opened within about 30 seconds after UNLOCK button (2) is operated, the doors will automatically lock again.

NOTE:

- If you lock the doors using the transmitter when the engine hood is open, the siren will sound 3 times to remind you.
- If the security system was triggered due to an unauthorised entry into the vehicle and then you unlock the doors using the transmitter, the siren will sound 4 times to remind you. If this happens, check whether your vehicle has been broken into while you were away from it.

- Once you push both of the LOCK button (1) and UNLOCK button (2), then you push one of the buttons within 5 seconds, the siren will not sound. However, push one of the buttons 5 seconds later, the siren will sound.
- You can set whether the siren sounds when locking or unlocking the door(s) via the setting mode of the information display. For details on how to use the information display, refer to "Information Display" in this section.

NOTE:

- The maximum operating distance of the keyless entry system transmitter is about 5 m (16 ft.), but this can vary depending on the surroundings, especially near other transmitting devices such as radio towers or CB (Citizen's Band) radios.
- The door locks cannot be operated with the transmitter, if the ignition key is inserted in the ignition switch.
- When any door is open, the door locks can only be unlocked with the transmitter, and the turn signal light will not flash.
- If you lose one of the transmitters, ask your authorised Maruti Suzuki workshop as soon as possible for a replacement. Have your dealer program the new transmitter code in your vehicle's memory so that the old code is erased.

BEFORE DRIVING

NOTICE

The transmitter is a sensitive electronic instrument. To avoid damaging the transmitter:

- Do not expose it to impacts, moisture or high temperature such as by leaving it on the dashboard under direct sunlight.
- Keep the transmitter away from magnetic objects such as a television.

Car locator function

This function helps in locating the vehicle. Push both of the LOCK button (1) and UNLOCK button (2) for more than 3 seconds.

The turn signal lights will blink for about 27.5 seconds. Also, the siren will sound for about 27.5 seconds at the same time.

To cancel the car locator function, press any button (LOCK or UNLOCK).

You can also turn the ignition switch to the "ON" position to cancel the car locator function.

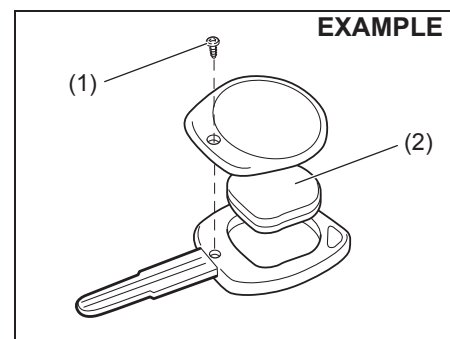
NOTE:

The car locator function will not activate when the key is in the ignition switch or pre warning / full blast warning by shock sensor or alarm is in activated condition.

Battery replacement

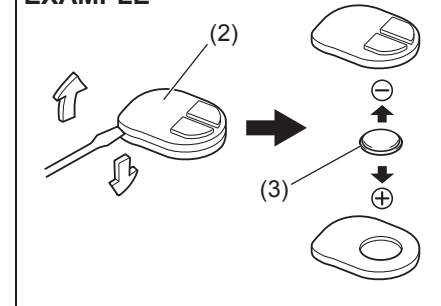
If the transmitter becomes unusable, replace the battery.

To replace the battery of the transmitter:



- 1) Remove the screw (1), and open the transmitter cover.
- 2) Remove the transmitter (2).

EXAMPLE



- (3) Lithium disc type battery:
CR1616 or equivalent

- 3) Put the edge of a flat-bladed screwdriver in the slot of the transmitter (2) and pry it open.
- 4) Replace the battery (3) so its + terminal faces "+" mark of the transmitter.
- 5) Close the transmitter and install it into the transmitter holder.
- 6) Close the transmitter cover, install and tighten the screw (1).
- 7) Check that the door locks can be operated with the transmitter.
- 8) Dispose of the used battery properly according to applicable rules or regulations. Do not dispose the lithium batteries with ordinary household trash.

⚠ WARNING


Swallowing a lithium battery may cause serious internal injury. Do not allow anyone to swallow a lithium battery. Keep lithium batteries away from children and pets. If swallowed, contact a physician immediately.

NOTICE

- The transmitter is a sensitive electronic instrument. To avoid damaging it, do not expose it to dust or moisture or tamper with internal parts.
- When replacing the battery by yourself, the transmitter could be damaged affected by static electricity. Discharge the static electricity built up in your body by touching metal before replacing the battery.

NOTE:

Used batteries must be disposed of properly according to applicable rules or regulations and must not be disposed of with ordinary household trash.

EXAMPLE

80JM133

(1) Crossed-out wheeled bin symbol

The crossed-out wheeled bin symbol (1) indicates that a used battery should be collected separately from ordinary household trash.

By ensuring the used battery is disposed of or recycled correctly, you will help prevent potential negative consequences for the environment and human health, which could otherwise be caused by inappropriate battery disposal. The recycling of materials will help to conserve natural resources. For more detailed information about disposing of or recycling the used battery, consult a Maruti Suzuki authorized workshop.

Security system (if equipped)

The security system is armed after you close and lock all doors (including engine hood and tailgate) by using the keyless entry system transmitter, keyless push start system remote controller or request switch.

Once the system is armed, any attempt to open a door by using any other means (*) than the keyless entry system transmitter, keyless push start system remote controller, request switch or open the engine hood, will cause the alarm to be triggered.

* These means include the following:

- The key
- The lock knob on a door
- The central door locking switch
- The tailgate unlatch switch

Also, in case that you have set the shock sensor to enabled state and set sensitivity of the pre-warning function and full blast warning function to a level other than 0, the warning will be triggered in case of any attempt to tamper with the vehicle. The shock sensor can be selected enabled or disabled state, and sensitivity of each warning can be adjusted as desired. To set the shock sensor, ask your authorised Maruti Suzuki workshop or use the setting mode of the information display.

BEFORE DRIVING

NOTE:

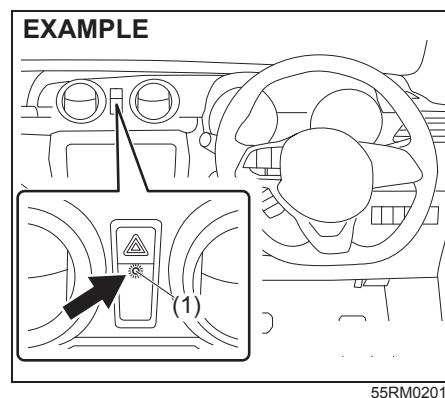
- The default setting of the shock sensor is in the disabled state. Set to the enabled state and adjust sensitivity of each warning according to your preference. For details on how to use the information display, refer to "Information Display" in this section.
- Your dealer may have already set the shock sensor of the vehicle to the enabled state before you purchase it. Consult your dealer for further information.

NOTE:

- The security system generates alarms when any of the predetermined conditions is met. However, the system does not have any function of blocking unauthorised entry into the vehicle.
- Always use the keyless entry system transmitter, keyless push start system remote controller or request switch to unlock the doors when the security system has been armed. Using a key instead will trigger the alarm.
- If a person who does not know the security system is going to drive the vehicle, we recommend you explain the system and its operation to the person. Mistakenly triggering the alarm may cause a nuisance to others.
- Even if the security system is armed, you should still be careful to guard against theft. Do not leave money or valuable things in the vehicle.

How to arm the security system

Lock all doors (including engine hood and tailgate) using the keyless entry system transmitter, keyless push start system remote controller or request switch. When the system is armed, the indicator continues to blink at intervals of approximately 2 seconds.



NOTE:

- To prevent the alarm from being accidentally triggered, avoid arming it while anyone remains inside the vehicle. The alarm will be triggered if any person inside opens the door, tailgate, engine hood, or the warning may be triggered if anyone swings the vehicle (if the shock sensor is in the enabled state).
- The security system is not armed when all doors are locked using the key from

outside, using the door lock knobs or the central door locking switch from inside.

- If any door is not operated within approximately 30 seconds after the doors have been unlocked using the keyless entry system transmitter, keyless push start system remote controller or request switch, the doors are automatically locked again. When the doors are locked, the security system will be armed.
- If the security system indicator (1) blinks when the ignition switch is in the "ON" position or the ignition mode is "ON", there may be something wrong with the security system. Ask your authorised Maruti Suzuki workshop to inspect the system.

How to disarm the security system

Simply unlock the doors using the keyless entry system transmitter, keyless push start system remote controller or request switch. The security system indicator will go out, indicating that the security system is disarmed.

How to stop the alarm

Should the alarm be triggered accidentally, the alarm will stop by the following operations.

- Press the engine switch to change the ignition mode to "ON" or turn the ignition switch to "ON" position in case of emergency.

BEFORE DRIVING

- Unlock the doors using the keyless entry system transmitter, keyless push start system remote controller or request switch.

NOTE:

- *Even after the alarm has stopped, if you lock the doors using the keyless entry system transmitter, keyless push start system remote controller or request switch, the security system will be rearmed.*
- *If you disconnect the battery while the security system is in the armed condition or the alarm is actually in operation, the alarm will be re-triggered when the battery is reconnected.*
- *Even after the alarm has stopped at the end of the predetermined operation time, it will be triggered again if any of the doors, tailgate or engine hood is opened, without disarming the security system.*

Checking whether the alarm has been triggered during parking

If the alarm was triggered and you then turn the ignition switch to "ON" position or the ignition mode is "ON" the security system indicator will blink rapidly for about 8 seconds and a buzzer will beep 4 times during this period. If this happens, check whether the vehicle has been broken into while you were away from it.

Security system indication

- If any of the doors or tailgate are opened without unlocking by the keyless entry system transmitter, keyless push start system remote controller or request switch, all turn signal lights start to blink and the interior buzzer beeps intermittently. After 5 seconds, the siren will sound for about 27.5 seconds. The security system indicator continues to blink during this time.
- If the engine hood is opened, all turn signal lights blink, and the siren sounds for about 27.5 seconds. The security system indicator continues to blink during this time.

(If the shock sensor is in the enabled state)

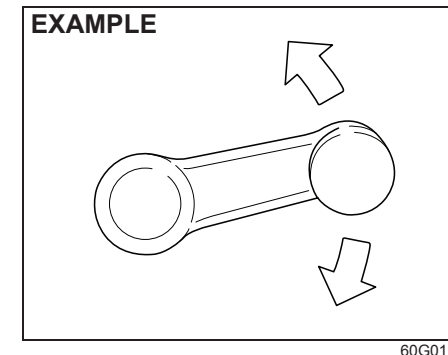
- If the vehicle feels a shock higher than the pre-warning sensitivity, the siren sounds for about 2 seconds (pre-warning). If the vehicle feel a shock higher than the full blast warning sensitivity, the siren sounds for about 5 seconds (full blast warning). The security system indicator continues to blink during this time.

NOTE:

If you set the full blast warning sensitivity higher than the pre-warning sensitivity in the setting mode of the information display, or the vehicle feels such shock as to be able to trigger the full blast warning, the full blast warning will be triggered preferentially. In this case, the pre-warning will not be triggered.

Windows

Manual window control (if equipped)



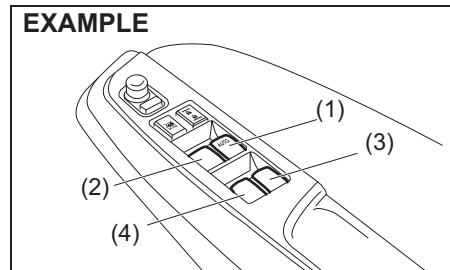
Raise or lower the door windows by turning the handle located on the door panel.

Electric window controls (if equipped)

The electric windows can only be operated when the ignition switch is in "ON" position or the ignition mode is "ON".

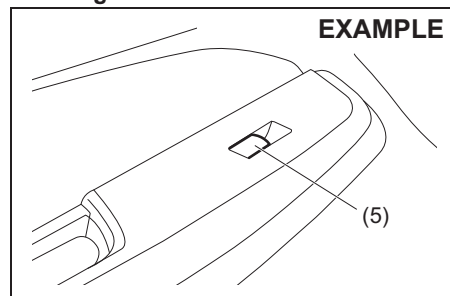
BEFORE DRIVING

Driver's side

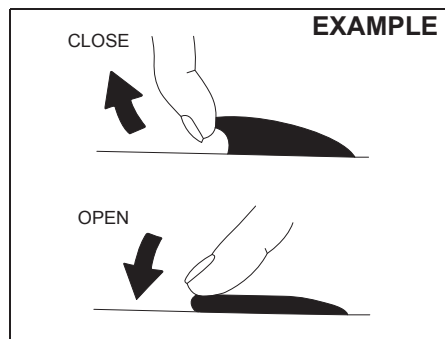


The driver's door has a switch (1) to operate the driver's window, and a switch (2) to operate the front passenger's window or there are switches (3), (4), to operate the rear right and left passenger windows, respectively.

Passenger's door



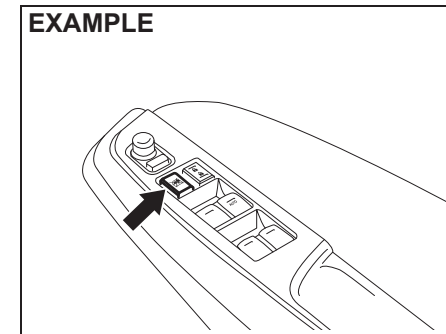
The passenger's door has a switch (5) to operate the passenger's window.



To open a window, push the top part of the switch. To close the window, lift up the top part of the switch.

The driver's window has AUTO-DOWN and AUTO-UP (if equipped) features for greater convenience (at toll booths or drive-through restaurants, for example). These features allow the driver to open or close the window without holding the window switch in DOWN or UP position. Press down or lift up the driver's window switch completely and release it. To stop the window before it reaches the FULL-DOWN or FULL-UP position, pull up or push down the switch briefly.

Lock switch



The driver's door also has a lock switch for the passenger's window(s). When you push in the lock switch, the passenger's window(s) cannot be raised or lowered by operating any of the switches (2), (3), (4) or (5). To restore normal operation, release the lock switch by pushing it again.

⚠ WARNING

- You should always lock the passenger's window operation when there are children in the vehicle. Children can be seriously injured if they get part of their body caught by the window during operation.
- To avoid injuring an occupant by window entrapment, check that no part of the occupant's body such as hands or head is in the path of the electric windows when closing them.
- Always remove the ignition key or take the keyless push start system remote controller with you when leaving the vehicle even only for a short time. Also do not leave children alone in a parked vehicle. Unattended children could use the electric window switches and get trapped by the window.

NOTE:

If you drive with one of the rear windows open, you may hear a loud sound caused by air vibration. To reduce the sound, open the driver's or front passenger's window, or narrow the rear window opening.

Pinching prevention function (if equipped)

The driver's window is equipped with a pinching prevention function. This function detects a foreign object that is caught in the window as it is being closed by AUTO-UP feature, which allows you to close the window without holding the window switch in UP position, and stops the window from closing to prevent damage.

⚠ WARNING

To avoid injuring an occupant by window entrapment, check that no part of the occupant's body such as hands or head is in the path of the electric window when closing it. This function may not detect an object due to the size, hardness, or position of the object being caught in the closing window.

⚠ CAUTION

- The pinching prevention function does not operate while you are holding the window switch in UP position.
- The pinching prevention function may not detect an object caught in the window just before the window is fully closed.

NOTE:

Even if you cannot close the window by the AUTO-UP feature because there may be something wrong with the pinching prevention function, you can close the window by holding the window switch in UP position. If you drive in extreme off-road condition, the pinching prevention function may operate accidentally because the window reacts to vehicle jolting.

Pinching prevention function initialization

When you disconnect and reconnect the battery or replace the fuse, the function will be deactivated. In this condition, the AUTO-DOWN feature will be deactivated, while the AUTO-UP feature may remain activated. The pinching prevention function needs to be initialized.

BEFORE DRIVING

To initialize the pinching prevention function, use the following procedure:

- 1) Press the engine switch to change the ignition mode to "ON".
- 2) Open the driver's window fully by holding the window switch in DOWN position.
- 3) Close the driver's window by holding the switch in UP position, and keep holding the switch for 2 seconds after the window is fully closed.
- 4) Check the driver's window to see if the AUTO-DOWN/UP feature works.

⚠ WARNING

Whenever you disconnect and reconnect the battery or replace the fuse, the pinching prevention function needs to be initialized. The pinching prevention function will not be activated until the initialization is completed.

If the AUTO-DOWN/UP feature does not work after initialization, there might be something wrong with the pinching prevention function. Have your vehicle inspected by an authorised Maruti Suzuki workshop.

Mirrors

⚠ WARNING

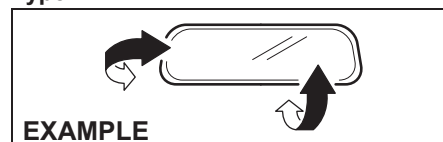
Failure to observe following point may result in loss of vehicle control and cause an accident, leading to death or serious injury. Always follow below points while driving.

- Do not adjust the mirrors while driving.
- Always unfold all the outside rearview mirrors and adjust properly before driving.
- Do not place objects in the rear of the vehicle which may hinder visibility or interfere with your vision from the rear window glass.

Inside rearview mirror

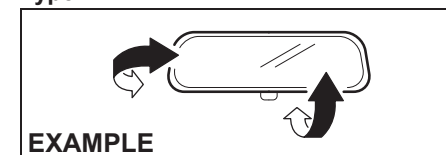
You can adjust the inside rearview mirror by hand to see the rear of your vehicle in the mirror.

Type A

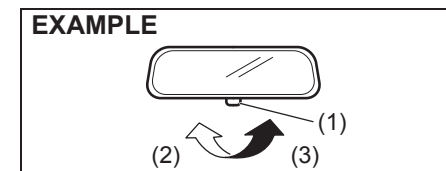


74LHT0235

Type B



68LMT0205



68LMT0206

- (2) Day driving
(3) Night driving

To adjust the mirror, set the selector tab (1) to the day position, and then move the mirror up, down or sideways by hand to obtain the best view.

When driving at night, you can move the selector tab to the night position to reduce glare from the headlights of vehicles behind you.

BEFORE DRIVING

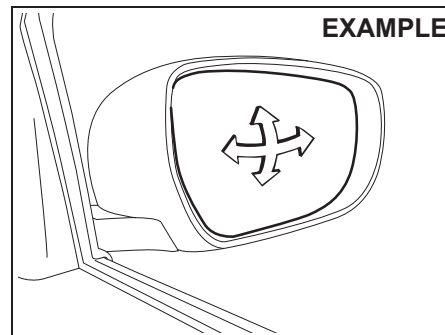
⚠ WARNING

- Always adjust the mirror with the selector set to the day position.
- Only use the night position if it is necessary to reduce glare from the headlights of vehicles behind you. Be aware that in this position you may not be able to see some objects that could be seen in the day position.

⚠ CAUTION

Do not modify the inside rearview mirror or install a non-genuine wide mirror. It could result in injury during accident.

Outside rearview mirrors



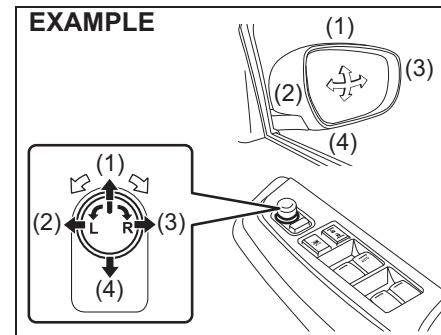
52RM20120

Adjust the outside rearview mirrors so you can just see the side of your vehicle in the mirrors.

⚠ WARNING

Be careful when judging the size or distance of a vehicle or other object seen in the side convex mirror. Be aware that objects look smaller and appear farther away than when seen in a flat mirror.

Electric mirrors (if equipped)



56RH00224

The switch to control the electric mirrors is located on the driver's door panel. You can adjust the mirrors when the ignition switch is in "ACC" or "ON" position, or the ignition mode is "ACC" or "ON". To adjust the mirrors:

- 1) Rotate the selector switch to the left or right to select the mirror you wish to adjust.
- 2) Push the side of the switch that corresponds to the direction in which you wish to move the mirror.
- 3) Return the selector switch to the center position to help prevent unintended mirror movement.

BEFORE DRIVING

NOTICE

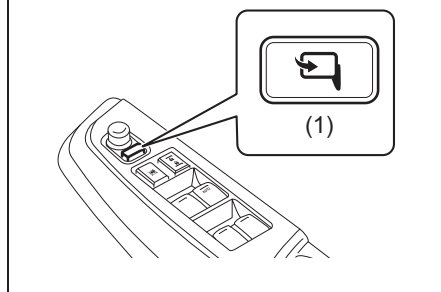
- The electric type outside rearview mirror operates even though the ignition switch is in the ACC position. However, to prevent unnecessary battery discharge, do not adjust the mirrors longer than necessary while the engine is not running
- The mirrors stop moving when they reach the maximum adjusting angles, but the motor continues to operate while the switch is pressed. Do not continue to press the switch in such a situation, as the motor may be damaged.
- Do not attempt to adjust the outside rearview mirror by hand which may cause damage to the motor.

Outside rearview mirror folding switch (if equipped)

NOTICE

Do not fold the electrical foldable outside rearview mirror by hand. It could cause motor failure.

EXAMPLE



56RH00225

You can fold the mirrors when you park the vehicle in a narrow space. When the ignition mode is "ACC" or "ON", push the folding switch (1) to fold and unfold the mirrors. Check that the mirrors are completely unfolded before you start driving.

CAUTION

Moving mirrors can pinch and injure a hand. Do not allow anyone's hand to get near the mirrors when folding and unfolding the mirrors.

NOTE:

- If you press the folding switch to open the outside rearview mirrors and simultaneously start the engine, then the outside rearview mirrors may get stuck during that moment. In such a situation, to open the outside rearview mirrors

completely, again press the folding switch after starting the engine.

- Slight time difference in opening of both outside rearview mirrors is due to angular positioning of the driver seat.

Remote folding mirrors (if equipped)

When the outside rearview mirrors folding switch is in the unfolded position, the outside rearview mirrors are folded or unfolded in conjunction with the door locking or engine switch operation.

- When you lock the doors (including the tailgate) by using the remote controller or pushing the request switch, the mirrors will be folded automatically.
- To unfold the mirrors, push the engine switch to change the ignition mode to ACC or ON.
- The factory setting is that the function is enabled. You can switch the function from enabled to disabled, and vice versa. To switch the function for your preference, refer to "How to switch the remote folding mirrors function".

NOTICE

In cold conditions when the mirrors are frozen, disable the function. If the mirrors are folded and unfolded repeatedly without thawing, the mirrors may be damaged.

BEFORE DRIVING

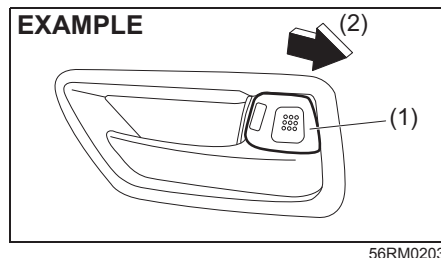
NOTE:

- If the doors are locked by using the key, lock knob on the door or power door locking switch, the mirrors will not be folded automatically.
- If the outside rearview mirrors folding switch is in the folded position, the mirrors will not be unfolded automatically, even when the engine switch is pushed to change the ignition mode to ACC or ON.
- If any of the doors is not opened within about 30 seconds after the doors are unlocked by using the keyless push start system remote controller or request switch, the doors will be locked again and the mirrors will be folded automatically.

How to switch the remote folding mirrors function

When the ignition mode is "LOCK (OFF)", you can switch the function from the enabled state to the disabled state, and vice versa, using the following method.

- 1) Sit in the driver's seat and make sure that all doors are closed.
 - If any door is open, the open door warning light comes on.

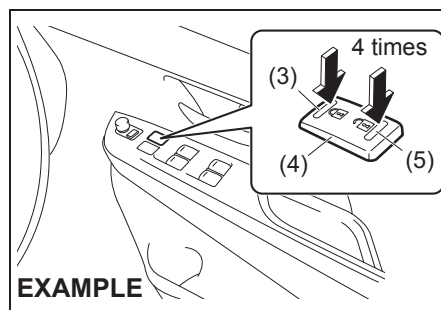


56RM02037

- 2) Turn the lock knob (1) on the driver's door rearward (2).

NOTE:

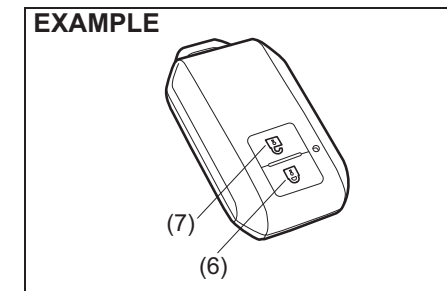
All operations included in the following steps 3) and 4) must be completed within 15 seconds.



56RM02038

Push the lock end (3) (forward end) of the power door lock switch (4) to lock the doors, and then the unlock end (5) (back-

ward end) to unlock the doors. Repeat the operations of this step for 4 times.



56RM03030

- (6) Lock button
- (7) Unlock button

- 3) Push any of the buttons on the keyless push start system remote controller 3 times.

- Push either lock button or unlock button described above you like.
- During operation, the doors are not locked or unlocked.

Every time you perform the series of the above steps, the state of the remote folding mirrors function changes from the currently selected one to the other. You can check whether the system is enabled or disabled by the number of interior buzzer beeps at the end of the procedure as follows.

BEFORE DRIVING

System state	Number of beeps
Enabled	2 times
	↕
Disabled	Once

If you cannot complete the operations in step 3) and 4) within 15 seconds correctly, the state of the remote folding mirrors function will not change and the interior buzzer does not beep. Perform the procedure again from the beginning.

Front seats

Precaution for front passenger seat

Refer to the NOTICE in the “Front passenger’s seat belt reminder” section.

Seat adjustment

WARNING

Never attempt to adjust the driver’s seat or seatback while driving. The seat or seatback could move unexpectedly, causing loss of control. Check that the driver’s seat and seatback are properly adjusted before you start driving.

WARNING

To avoid excessive seat belt slack, which reduces the effectiveness of the seat belts as a safety device, check that the seats are adjusted before the seat belts are fastened.

WARNING

Do not leave cigarette lighters or spray cans on the floor. If a cigarette lighter or spray can is on the floor, it may light accidentally when luggage is loaded or the seat is adjusted, causing a fire.

WARNING

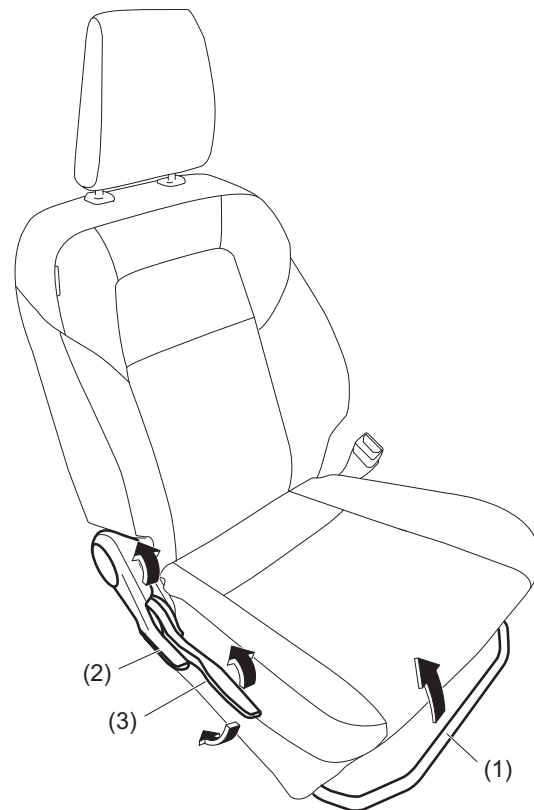
All seatbacks should always be in an upright position when driving, or seat belt effectiveness may be reduced. Seat belts are designed to offer maximum protection when seatbacks are in the upright position.

CAUTION

Do not place any object under the front seat. If an object gets stuck under the front seat, the seat shall not be latched properly and may cause injury.

BEFORE DRIVING

EXAMPLE



56RH00226

Seat position adjustment lever (1)

Pull the lever up and slide the seat.

Seatback angle adjustment lever (2)

Pull the lever up and move the seatback.

Seat height adjustment lever (3) (if equipped)

Pull the lever up to raise the seat. Push the lever down to lower the seat.

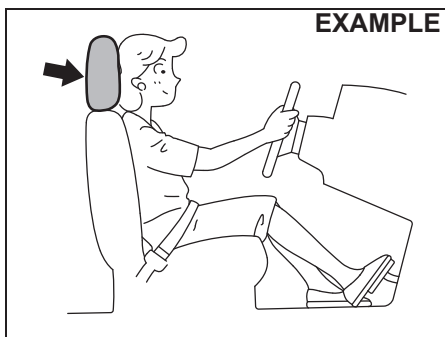
After adjustment, try to move the seat and seatback back and forth to check if it is securely latched.

NOTE:

To operate the seat back smoothly, pull the seat back adjustment lever (2) in upward direction. Ensure to move seat back only after lever is moved to fully up position. After adjustment of seat back, release the lever gently. Check that seat back is locked by moving it forward and backward.

BEFORE DRIVING

Head restraints (Adjustable type) (if equipped)



80J001

Head restraints are designed to help reduce the risk of neck injuries in the case of an accident. Adjust the head restraint to the position which places the center of the head restraint closest to the top of your ears. If this is not possible for very tall passengers, adjust the head restraint as high as possible.

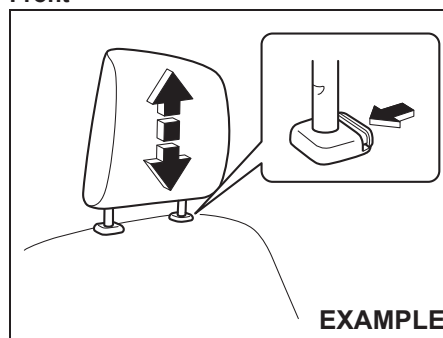
WARNING

- Never drive the vehicle with the head restraints removed.
- Do not attempt to adjust the head restraint while driving.

NOTE:

It may be necessary to recline the seat-back to provide enough overhead clearance to remove the head restraint.

Front



75RM004

To raise the front head restraint, pull upward the head restraint until it clicks. To lower the head restraint, push down the head restraint while holding in the lock lever. If a head restraint must be removed (for cleaning, replacement, etc.), push in the lock lever and pull the head restraint all the way out.

Rear seats

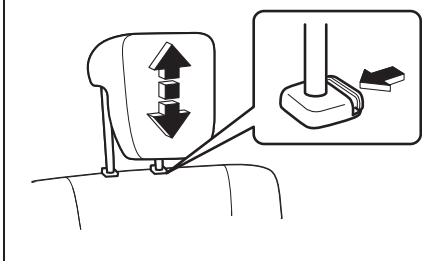
Head restraints (if equipped)

Head restraints are designed to help reduce the risk of neck injuries in the case of an accident.

WARNING

- Never drive the vehicle with the head restraints removed.
- Do not attempt to adjust the head restraint while driving.

Adjust the head restraint to the position which places the center of the head restraint closest to the top of your ears. If this is not possible for very tall passengers, adjust the head restraint as high as possible.

Rear**EXAMPLE**

61MM0A033

To raise the rear head restraint, pull upward the head restraint until it clicks. To lower the head restraint, push down the head restraint while holding in the lock lever. If a head restraint must be removed (for cleaning, replacement, etc.), push in the lock lever and pull the head restraint all the way out.

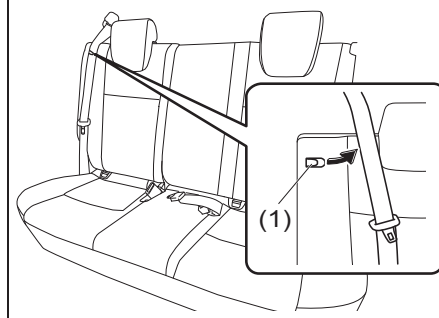
When installing a child restraint system, adjust the height of the head restraint or remove it for fitting the child restraint, as necessary.

Folding rear seats

The rear seats of your vehicle can be folded forward to provide additional cargo space.

To fold the rear seats forward:

- 1) Lower the head restraint (if equipped) fully.

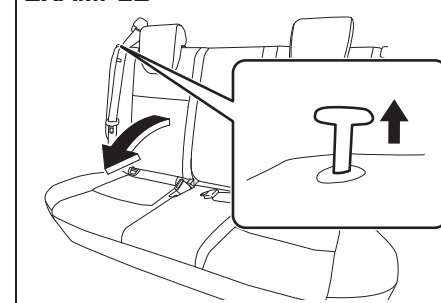
EXAMPLE

55RM02021

- 2) Hook the webbing of the outboard lap-shoulder belts in the belt hangers.

NOTICE

- When you move a seatback, make sure the belt webbing is hooked in the seat belt hangers so the seat belts are not caught by the seatback, seat hinge, or seat latch. This helps prevent damage to the belt system.
- Make sure the belt webbing is not twisted.

EXAMPLE

55RM02022

- 3) Pull the release lever on the top of each split seat, and fold the seatbacks forward.

BEFORE DRIVING

NOTICE

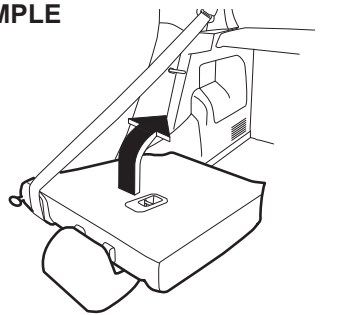
After folding the rear seatback forward, do not allow any foreign material to enter the lock opening. This may cause damage to the inside of the lock and prevent the seatback from being locked securely.

⚠ WARNING

If you need to carry cargo in the passenger compartment with the rear seatback folded forward, secure the cargo or it may be thrown about, causing injury. Never pile cargo higher than the seatbacks.

To return the seat to the normal position, follow the procedure below.

EXAMPLE



55RM02023

Raise the seatback until it locks into place.

After returning the seat, move the seatback back and forth to check if it is securely latched.

⚠ CAUTION


Do not put your hand into the rear seatback lock opening, or your finger may get caught and be injured.

NOTICE

- When you move a seatback, make sure the belt webbing is hooked in the seat belt hangers so the seat belts are not caught by the seatback, seat hinge, or seat latch. This helps prevent damage to the belt system.
- When returning the rear seatback to the normal position, do not allow any foreign material to enter the lock opening. This may prevent the seatback from being locked securely.
- When returning the rear seatback to the normal position, handle it carefully by hand to avoid any damage to the lock itself. Do not push it by using some material or by applying excessive force.
- As the lock is designed exclusively for securing the rear seatback, do not use it for any other purpose. Incorrect use of it may cause damage to the inside of the lock and prevent the seatback from being locked securely.

Seat Belts and Child Restraint Systems

EXAMPLE



55RM04002

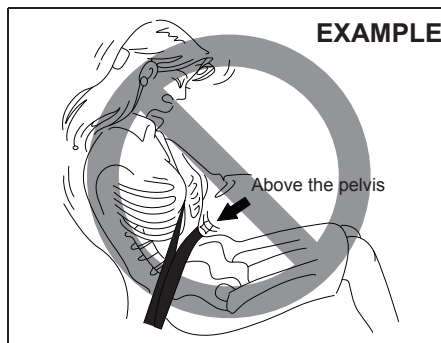
⚠ WARNING

- Wear Your Seat Belts at All Times.
- An air bag supplements, or adds to, the frontal crash protection offered by seat belts. The driver and all passengers must be properly restrained by wearing seat belts at all times even if driving for a very short distance, whether or not an air bag is mounted at their seating position, to minimize the risk of severe injury or death in the event of a crash.

⚠ WARNING

- Do not modify, remove, disassemble seat belts. Doing so may prevent them from functioning properly and cause the risk of severe injury or death in the event of a collision.

EXAMPLE



65D606

⚠ WARNING

- Never allow persons to ride in the cargo area of a vehicle. In the event of an accident, there is a much greater risk of injury for persons who are not riding in a seat with their seat belt securely fastened.

(Continued)

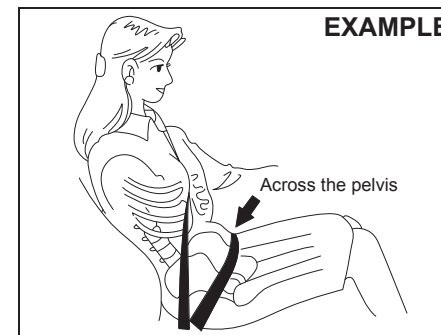
⚠ WARNING

(Continued)

- Ensure that all seat belts are worn correctly. An improperly worn seat belt increases the risk of injury or death if a collision occurs.
- Seat belts should always be adjusted as follows:
 - the lap portion of the belt should be worn low across the pelvis, not across the waist.
 - the shoulder straps should be worn on the outside shoulder only, and never under the arm.
 - the shoulder straps should be away from your face and neck, but not falling off your shoulder.

(Continued)

EXAMPLE



65D201A

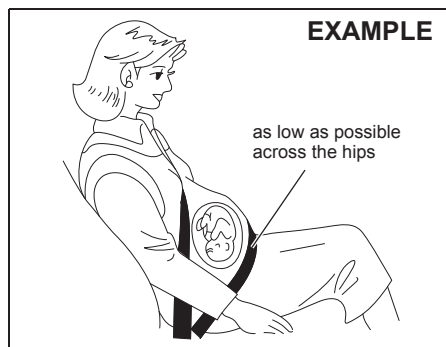
BEFORE DRIVING

⚠ WARNING

(Continued)

- Seat belts should never be worn with the straps twisted and should be adjusted as tightly as is comfortable to provide the protection for which they have been designed. A slack belt will provide less protection than a snug belt.
- Check that seat belt latch plate (tongue) is inserted into the proper buckle especially in the rear seats. It is not possible to insert into the wrong buckles in the rear seats.

(Continued)



65D199A

⚠ WARNING

(Continued)

- Pregnant women should use seat belts, although specific recommendations about driving should be made by the woman's medical advisor. Remember that the lap portion of the belt should be worn as low as possible across the hips, as shown in the diagram.
- Do not wear seat belts over hard, fragile, or sharp items such as pens, keys, eyeglasses, etc. in pockets or on clothing. The pressure from seat belt on such items can cause injury in case of an accident.

(Continued)

⚠ WARNING

(Continued)

- Never use the same seat belt on more than one occupant and never attach a seat belt over an infant or child being held on an occupant's lap. Such seat belt use could cause serious injury in the event of an accident.
- Periodically inspect seat belt assemblies for excessive wear and damage. Seat belts should be replaced if webbing becomes frayed, contaminated, or damaged in any way. It is essential to replace the entire seat belt assembly after it has been worn in a severe impact, even if damage to the assembly is not obvious.
- Children age 12 and under should ride properly restrained in the rear seat.
- Infants and small children should never be transported unless they are properly restrained. Restraint systems for infants and small children can be purchased locally and should be used. Make sure that the system you purchase meets applicable safety standards. Read and follow all the directions provided by the manufacturer.

(Continued)

BEFORE DRIVING

⚠ WARNING

(Continued)

- For children, if the shoulder belt irritates the neck or face, move the child closer to the center of the vehicle.
- Avoid contamination of seat belt webbing by polishes, oils, chemicals, and particularly battery acid. Cleaning may safely be carried out using mild soap and water.
- Do not insert any items such as coins, clips, etc. into the seat belt buckles, and be careful not to spill liquids into these parts. If foreign materials get into a seat belt buckle, the seat belt may not work properly.
- All seatbacks should always be in an upright position when driving, or seat belt effectiveness may be reduced. Seat belts are designed to offer maximum protection when seatbacks are in the upright position.

(Continued)

Lap-Shoulder Belt

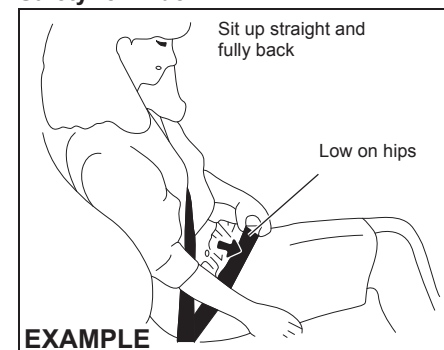
Emergency Locking Retractor (ELR)

The seat belt has an emergency locking retractor (ELR), which is designed to lock the seat belt only during a sudden stop or impact. It also may lock if you pull the belt across your body very quickly. If this happens, let the belt go back to unlock it, then pull the belt across your body more slowly.

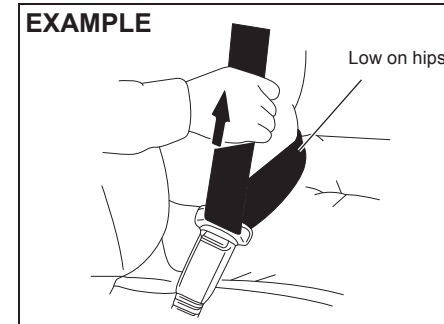
⚠ WARNING

If rear outside seat belt is fastened without unhooking the webbing from the belt guide (1), the seat belt does not show full performance in the event of accident and can result in serious personal injury. Unhook the webbing from the belt guide whenever the seat belt is fastened.

Safety reminder



60A038



60A040

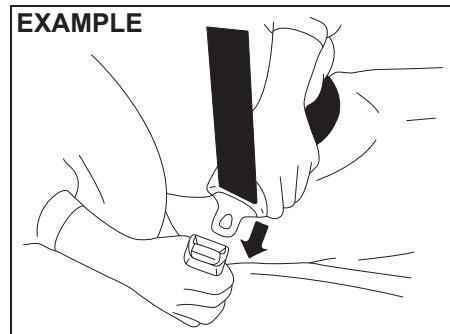
To reduce the risk of sliding under the belt during a collision, position the lap portion of the belt across your lap as low on your hips as possible and adjust it to a snug fit by pulling the shoulder portion of the belt

BEFORE DRIVING

upward through the latch plate. The length of the diagonal shoulder strap adjusts itself to allow freedom of movement.

All Seat Belts Except Rear Center

All seat belts except rear center are the lap-shoulder belt.

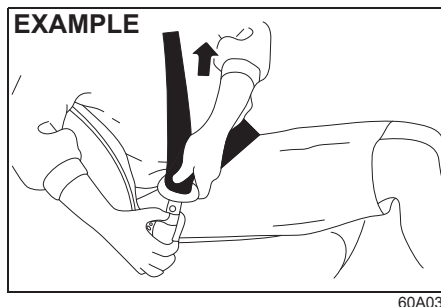


To fasten the seat belt, sit up straight and well back in the seat, pull the latch plate attached to the seat belt across your body and press it straight into the buckle until you hear a “click”.

NOTE:

If the seat belt cannot be pulled from its fully retracted position, firmly pull the belt and release it. Then smoothly pull the belt out of the retractor.

EXAMPLE



To unfasten the seat belt, push the red “PRESS” button on the buckle and retract the belt slowly while attaching a hand to the belt or/and the latch plate.

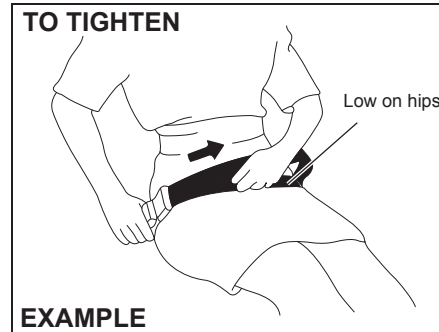
Lap belt

Rear Center Seat Belt

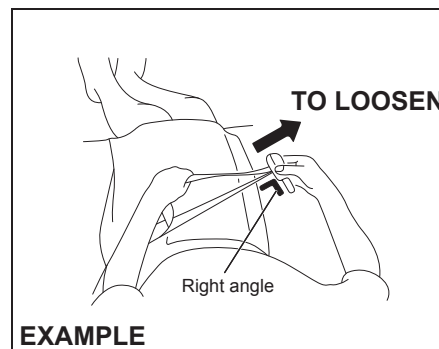
Rear center seat belt is the lap belt.

Sit up straight and well back in the seat. To fasten the belt, pull the latch plate attached to the seat belt across your hips and press it straight into the buckle until you hear a click. To reduce the risk of sliding under the belt during a collision, position the belt across your lap as low on your hips as possible and adjust it to a snug fit.

TO TIGHTEN



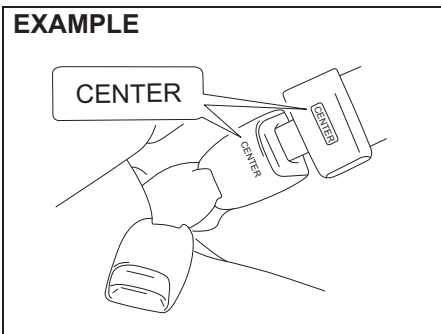
To tighten the belt, pull the free end of the belt across alongside the lap strap.



To lengthen, release the latch plate from the buckle, pull the latch plate (adjuster) in the direction of the arrow, at right angles to

BEFORE DRIVING

the belt. The latch plate should then be refitted into the buckle and the belt tightened as previously described.
To unfasten the belt, press the release button on the buckle catch.



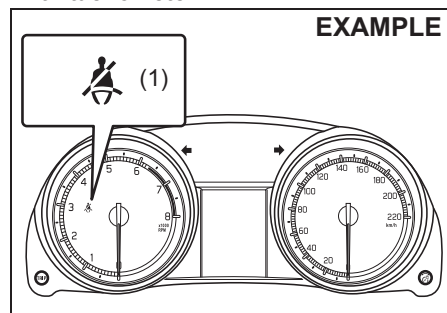
80JS031

NOTE:

The word "CENTER" is marked on the buckle and latch plate for the rear center belt. The buckles are designed so a latch plate cannot be inserted into the wrong buckle.

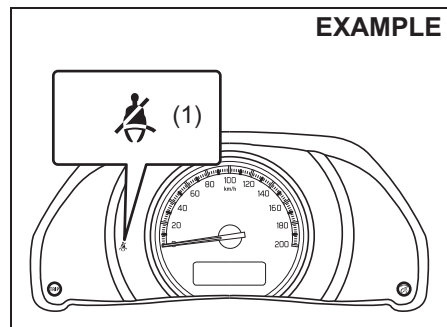
Seat belt reminder

With tachometer



55RM02024

Without tachometer



55RM02015

- (1) Driver's seat belt reminder light / front passenger's seat belt reminder light / rear passenger's seat belt reminder light*

When the driver and/or passenger (front passenger and/or rear passenger*) do(does) not fasten their seat belts, the seat belt reminder lights will come on or blink and a buzzer will sound to remind the driver and/or passenger (front passenger and/or rear passenger*) to fasten their seat belts. For more details, refer to the explanation below.

WARNING

It is absolutely essential that the driver, front passenger and rear passenger fasten their seat belts at all times. Persons who are not wearing seat belts have a much greater risk of injury if an accident occurs. Make a regular habit of buckling your seat belt before starting the engine.

NOTE:

The driver's seat belt reminder light / front passenger's seat belt reminder light / rear passenger's seat belt reminder light* is for all the driver, front passenger and rear passenger.

*: If equipped

Driver's seat belt reminder

If the driver's seat belt remains unbuckled when the ignition switch is turned to the "ON" position, the reminder works as follows:

- 1) The driver's seat belt reminder light will come on.

BEFORE DRIVING

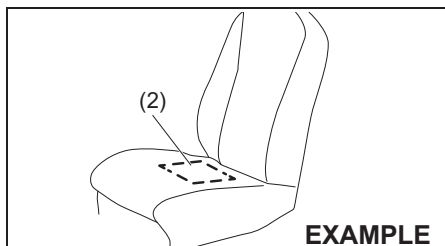
- 2) After the vehicle's speed has reached about 15 km/h, the driver's seat belt reminder light will blink and a buzzer will sound for about 95 seconds.
- 3) The reminder light will remain on until the driver's seat belt is buckled.

If the driver has buckled his or her seat belt and later unbuckles the seat belt, the reminder system will be activated from Step 1) or 2) according to the vehicle's speed. When the vehicle's speed is less than 15 km/h, the reminder will start from Step 1). When the vehicle's speed is more than 15 km/h, the reminder will start from Step 2).

The reminder will be automatically canceled when the driver's seat belt is buckled or the ignition switch is turned off.

Front passenger's seat belt reminder

If there is a person sitting in the front passenger seat and the front passenger seat belt is unbuckled when the ignition switch is turned to "ON" position, the front passenger's seat belt reminder will activate.



69RH203

- (2) The sensor of the front passenger's seat belt reminder

The seat belt reminder sensor (2) detects whether a person is sitting in the front seat. The sensor of the front passenger's seat belt reminder is located in the seat cushion. The front passenger's seat belt reminder works in the same manner as the driver's seat belt reminder.

NOTICE

- The sensor of the front passenger's seat belt reminder is located in the seat cushion. If heavy or sharp objects are put on the seat cushion, or a removal, disassembly and modification of the passenger's seat are performed, the sensor may not work properly or can be damaged. Do not put heavy or sharp objects on the seat cushion. Do not remove, disassemble and modify the passenger's seat.
- Depending on the variety of seat cover, operation of the sensor may be adversely affected. MARUTI SUZUKI highly recommends that you use MARUTI SUZUKI genuine seat cover exclusively for this vehicle.

(Continued)

NOTICE

- If you spill liquid such as liquid aromatics, soft drinks or juice on the front passenger's seat cushion, the sensor of the front passenger's seat belt reminder located in the seat cushion can be damaged. Immediately wipe it dry with a soft cloth when spilled.
- When sitting on the front passenger's seat, it is very important that the passenger sits upright, leaning against the seat backrest and centered on the seat cushion in order for the seatbelt reminder system to function effectively. An occupant sitting improperly (slouches, turns sideways, sits forward or sideways) may hamper the functioning of this system as it may not detect the occupant.

NOTE:

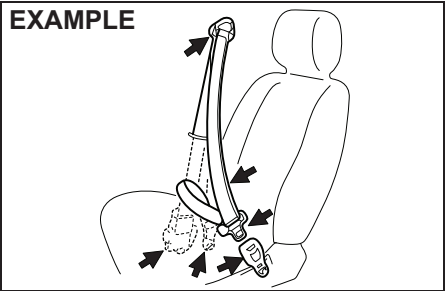
- If you put an object on the passenger's seat, the weight of the object will be sensed by the sensor and the front passenger's seat belt reminder light will come on and then the interior buzzer may beep.
- If a child or a small sized person sits on the front passenger's seat or the cushion is put on the front passenger's seat, the weight may not be sensed by the sensor and the interior buzzer may not beep.

Rear passenger's seat belt reminder

If the ignition switch is turned to "ON" position or the engine switch is pressed to change the ignition mode to "ON", the seat belt reminder light comes on unless all rear passenger's seat belts are fastened for irrespective of the presence or absence of passenger. The rear passenger's seat belt reminder works in the same manner as the driver's seat belt reminder.

NOTE:
Maruti Suzuki recommends use of Maruti Suzuki Genuine accessory of "Seat cover".

Seat belt inspection




65D209S

Periodically inspect the seat belts to make sure they work properly and are not damaged. Check the webbing, buckles, latch plates, retractors, anchorages, and guide loops. Replace any seat belts which do not work properly or are damaged.

⚠ WARNING

Be sure to inspect all seat belt assemblies after any collision. Any seat belt assembly which was in use during a collision (other than a very minor one) should be replaced, even if damage to the assembly is not obvious. Any seat belt assembly which was not in use during a collision should be replaced if it does not function properly, it is damaged in any way or the seat belt pretensioners were activated (that is, if the front air bags were activated).

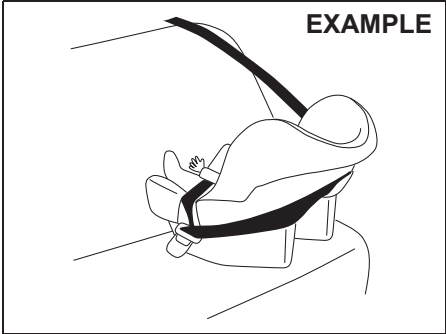
Child restraint systems



60G332S

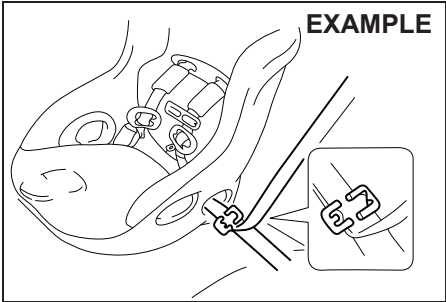
The following types of child restraint system are available generally.

Infant restraint - rear seat only



80JC007

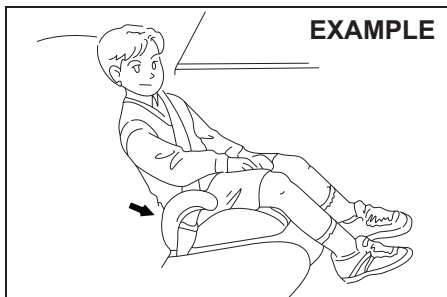
Child restraint



80JC021

BEFORE DRIVING

Booster seat



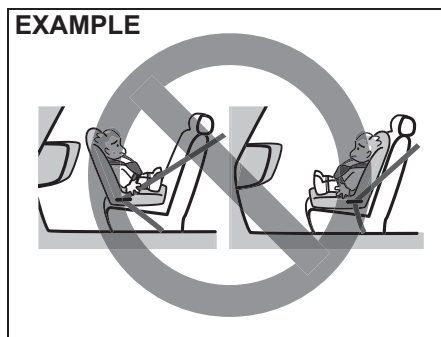
80JC008

MARUTI SUZUKI highly recommends that you use a child restraint system to restrain infants and small children. Many different types of child restraint systems are available; make sure that the restraint system you select meets applicable safety standards.

All child restraint systems are designed to be secured in vehicle seats by either seat belts (the lap portion of lap-shoulder belts) or by special rigid lower anchor bars built into the seat.

NOTE:

Observe any statutory regulation about child restraints.




61M0241

⚠ WARNING

Do not install a child restraint system on the front passenger's seat.

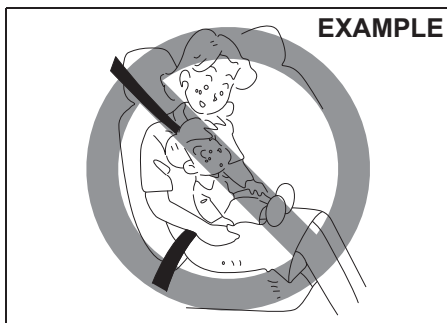
⚠ WARNING

If you install a child restraint system in the rear seat, slide the front seat far enough forward so that the child's feet do not touch the front seatback. This will help avoid injury to the child in the event of an accident.



65D608

BEFORE DRIVING



65D609

WARNING

Children could be endangered in a crash if their child restraint systems are not properly secured in the vehicle. When installing a child restraint system, follow the instructions below. Secure the child in the restraint system according to the manufacturer's instructions.

WARNING

Do not hold a child on a passenger's lap when the vehicle is in motion. Even if the passenger holds the child tightly, he/she would not be supported enough in the event of an accident and it could result in a serious injury of the child.

Installation with Lap-Shoulder Seat Belts

NOTICE

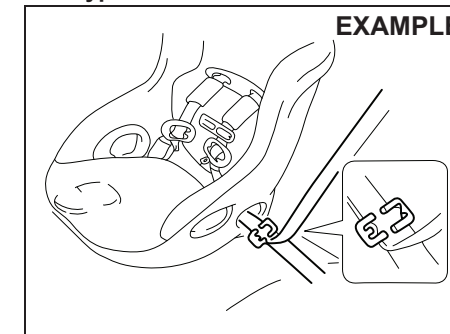
If you can adjust the position of rear head restraint (if equipped), adjust the height of the rear head restraint or remove it for fitting the child restraint, as necessary. However, if a booster cushion not equipped with the head restraint is fitted, the rear seat head restraint should not be removed. If the rear head restraint is removed for fitting the child restraint, you need to install it again after removing the child restraint.

If the child restraint is fitted improperly, a child sitting in it could be injured in a crash.

NOTE:

Stow the removed head restraint (if equipped) in the luggage compartment so it will not inconvenience the occupants.

ELR type belt



80JC021

Install your child restraint system according to the instructions provided by the child restraint system manufacturer.

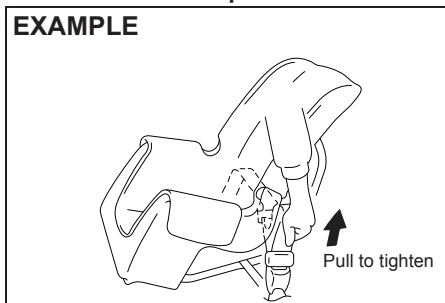
Make sure that the seat belt is securely latched.

Move the child restraint system in all directions to make sure it is securely installed. When you put your child in the child restraint system, appropriately slide the front seat forward not to touch a part of your child's body.

BEFORE DRIVING

Installation with a lap belt

EXAMPLE

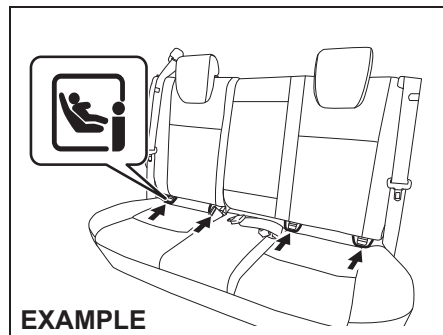


60G132

Install your child restraint system according to the instructions provided by the child restraint system manufacturer.

To lengthen or tighten the belt, refer to the "Lap-belt" item in this "Seat Belts and Child Restraint Systems" section. After making sure that the seat belt is securely latched, try moving the child restraint system in all directions, to make sure it is securely installed. If you need to tighten the belt, pull the free end of the webbing.

Installation with ISOFIX type anchorages



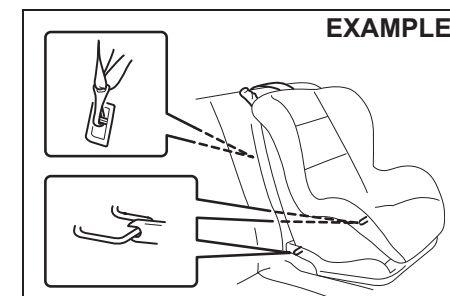
55RM02025

Your vehicle is equipped with the lower anchorages in the rear seat outboard seating positions for securing a ISOFIX type of child restraints with the connecting bars. The lower anchorages are located where the rear of the seat cushion meets the bottom of the seatback.

⚠ WARNING

Install the ISOFIX type of child restraint(s) in the only outboard seating positions, not in the central position for the rear seat.

Install the ISOFIX type child restraint system according to the instructions provided by the child restraint system manufacturer. After installation, try moving the child restraint system in all directions especially forward to check that connecting bars are securely latched to the anchorages.



55RM02026

Your vehicle is equipped with the top tether anchorages. Use the top tether strap of the child restraint according to the instructions provided by the child restraint system manufacturer.

BEFORE DRIVING

Here is a general instruction:

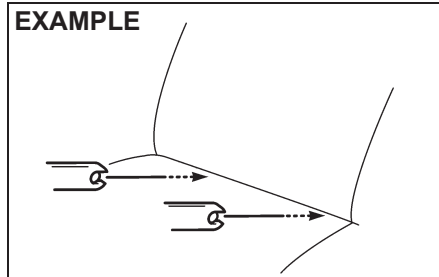
CAUTION

If your vehicle is equipped with the rear head restraint, adjust the height of the rear head restraint or remove it for fitting the child restraint, as necessary. However, if a booster cushion not equipped with the seatback is fitted, the rear seat head restraint should not be removed. If the rear head restraint is removed for fitting the child restraint, you need to install it again after removing the child restraint. If the child restraint is fitted improperly, a child sitting in it could be injured in a crash.

NOTE:

Stow the removed head restraint (if equipped) in the luggage compartment so it will not cause inconvenience to the occupants.

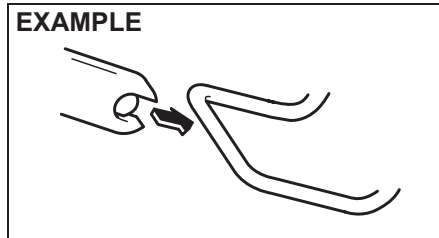
EXAMPLE



78F114

- 1) Place the child restraint in the rear seat, inserting the connecting bars to the anchorages between the seat cushion and the seatback.

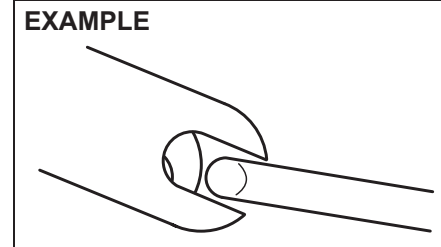
EXAMPLE



68LM268

- 2) Use your hands to carefully align the connecting bar tips with the anchorages. Take care not to pinch your fingers.

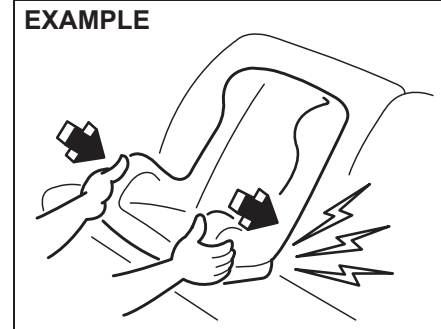
EXAMPLE



54G184

- 3) Push the child restraint toward the anchorages so that the connecting bar tips are partially hooked to the anchorages. Use your hands to confirm the position.

EXAMPLE



54G185

- 4) Grasp the front of the child restraint and push the child restraint forcefully to latch the connecting bars. Check that they are securely latched by trying to

BEFORE DRIVING

move the child restraint system in all directions, especially forward.

- 5) Attach the top tether strap referring to “Installation of child restraint with top tether” section.

When you put your child in the child restraint system, appropriately slide the front seat forward not to touch a part of your child's body.

NOTICE

When installing a child restraint system to the rear seat, adjust the front seat position so that the front seat does not interfere with the child restraint system.

Installation of child restraint with top tether

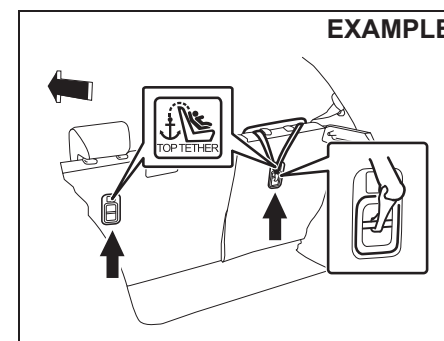
CAUTION

If your vehicle is equipped with the rear head restraint, adjust the height of the rear head restraint or remove it for fitting the child restraint, as necessary. However, if a booster cushion not equipped with the seatback is fitted, the rear seat head restraint should not be removed. If the rear head restraint is removed for fitting the child restraint, you need to install it again after removing the child restraint.

If the child restraint is fitted improperly, a child sitting in it could be injured in a crash.

NOTE:

Stow the removed head restraint (if equipped) in the luggage compartment so it will not cause inconvenience to the occupants.



55RM02027

Some child restraint systems require the use of a top tether strap. Top tether anchorage brackets are provided in your vehicle at the locations shown in the illustrations.

The number of the top tether anchorage brackets provided in your vehicle depends on the vehicle specification. Install the child restraint system as follows:

- 1) Remove the luggage compartment cover (if equipped).
- 2) Secure the child restraint on the rear seat using the procedure described above for securing a restraint system that does not require a top tether strap.
- 3) Hook the top tether strap to the top tether anchorage bracket and tighten the top tether strap according to the instructions provided by the child restraint system manufacturer. Attach the top tether strap to the correspond-

BEFORE DRIVING

ing top tether anchorage bracket located directly behind the child restraint. Do not attach the top tether strap to the luggage restraint loops (if equipped)

WARNING

Do not attach the child restraint top tether strap to the luggage restraint loops (if equipped). Incorrectly attached top tether strap will reduce the intended effectiveness of the child restraint system.

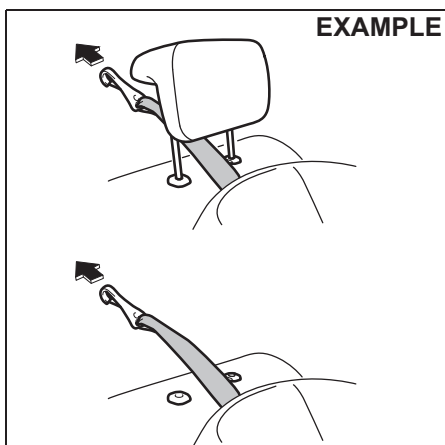
- 4) When routing the top tether strap, pass the top tether strap as shown in the illustration. (Refer to "Head restraints (if equipped)" section for details on how to adjust the height of head restraint (If equipped) or remove it.)
- 5) Check that cargo does not interfere with routing of the top tether strap.

NOTICE

When installing a child restraint system to the rear seat, adjust the front seat position so that the front seat does not interfere with the child restraint system.

NOTE:

Maruti Suzuki recommends use of Maruti Suzuki Genuine accessory of "Child seat, ISOFIX"



55RM02028

BEFORE DRIVING

Child Restraint System for India

Child Restraint

The suitability of each passenger's seat position for carriage of children and fitting of child restraint system is shown in the table below. Whenever you carry children up to 12 years of age, properly use the child restraints which conform to AIS 072, the standard for child restraints, referring to the table.

MASS GROUP	Seating position (or other site)				
	Front Passenger	Rear Outboard	Rear Centre	Intermediate Outboard	Intermediate Centre
Group 0 Up to 10 kg	X	U	X	N.A.	N.A.
Group 0+ Up to 13 kg	X	U	X	N.A.	N.A.
Group I 9 to 18 kg	X	U	X	N.A.	N.A.
Group II 15 to 25 kg	X	U	X	N.A.	N.A.
Group III 22 to 36 kg	X	U	X	N.A.	N.A.

Key of letters to be inserted in the above table:

U =Suitable for 'universal' category restraints approved for use in this mass group.

X =Seat position not suitable for children in this mass group.

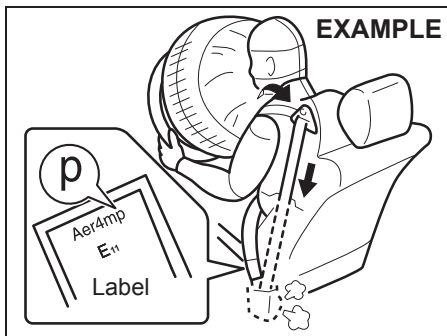
N.A = Seat position not available for children in this mass group.

NOTE: 'universal' is the category in the AIS 072.

: 'Outboard' indicates window side seat.

BEFORE DRIVING

Seat belt pretensioner system (If equipped)



56RM02001R

WARNING

This section describes your MARUTI SUZUKI vehicle's seat belt pretensioner system. Read and follow all these instructions carefully to minimize your risk of severe injury or death.

To determine if your vehicle is equipped with a seat belt pretensioner system at the front seating positions, check the label on the seat belt at the bottom part. If the letter "p" appear as illustrated, your vehicle is equipped with the seat belt pretensioner system. You can use the pretensioner seat belts in the same manner as ordinary seat belts.

Read this section and "Supplemental restraint system (air bags)" section to learn more about the pretensioner system.

The seat belt pretensioner system works with the supplemental restraint system (air bags). The crash sensors and the electronic controller of the air bag system also control the seat belt pretensioners. The pretensioners are triggered only when there is a frontal crash severe enough to trigger the air bags and the seat belts are fastened. For precautions and general information including servicing the pretensioner system, refer to "Supplemental restraint system (air bags)" section in addition to this "Seat belt pretensioner system" section, and follow all those precautions.

The pretensioner is located in each front seat belt retractor. The pretensioner tightens the seat belt so the belt fits the occupant's body more snugly in the event of a frontal crash. The retractors will remain locked after the pretensioners are activated. Upon activation, some noise will occur and some smoke may be released. These conditions are not harmful and do not indicate a fire in the vehicle.

The driver and all passengers must be properly restrained by fastening seat belts at all times, whether or not a pretensioner is equipped at their seating position, to minimize the risk of severe injury or death in the event of a crash.

Sit fully back in the seat; sit up straight; do not lean forward or sideways. Adjust the belt so the lap portion of the belt is worn low across the pelvis, not across the waist. Please refer to "Seat adjustment" section and the instructions and precautions about the seat belts in this "Seat belts and child restraint systems" section for details on proper seat and seat belt adjustments.

Please note that the pretensioners along with the air bags will activate in severe frontal crashes. They are not designed to activate in rear impacts, side impacts, roll-overs, or minor frontal side crashes. The pretensioners can be activated only once. If the pretensioners are activated (that is, if the air bags are activated), have the pretensioner system serviced by an authorised Maruti Suzuki workshop as soon as possible.

BEFORE DRIVING

The pretensioner system or the airbag system may not work properly if any of the following conditions occurs.

- If the air bag light on the instrument cluster does not come on briefly, when the ignition switch is turned to the "ON" position or the engine switch is pressed to change the ignition mode to "ON".
- If the air bag light comes on and stays on for more than 10 seconds, when the ignition switch is turned to the "ON" position or the engine switch is pressed to change the ignition mode to "ON".
- If the air bag light comes on while driving.

Have both systems inspected by a Maruti Suzuki authorised workshop as soon as possible.

Service on or around the pretensioner system components or wiring must be performed only by an authorised Maruti Suzuki workshop who is specially trained. Improper service could result in unintended activation of pretensioners or could render the pretensioner inoperative. Either of these two conditions may result in personal injury.

To prevent damage or unintended activation of the pretensioners, check that the battery is disconnected and the ignition switch has been in "LOCK" position or the ignition mode has been "LOCK" (OFF) for at least 90 seconds before performing any electrical service work on your MARUTI SUZUKI vehicle.

Do not touch pretensioner system components or wiring. The wires are wrapped with yellow tape or yellow tubing, and the couplers are yellow. When scrapping your MARUTI SUZUKI vehicle, ask an authorised Maruti Suzuki workshop, body repair shop, or scrap yard for assistance.

Supplemental restraint system (air bags)

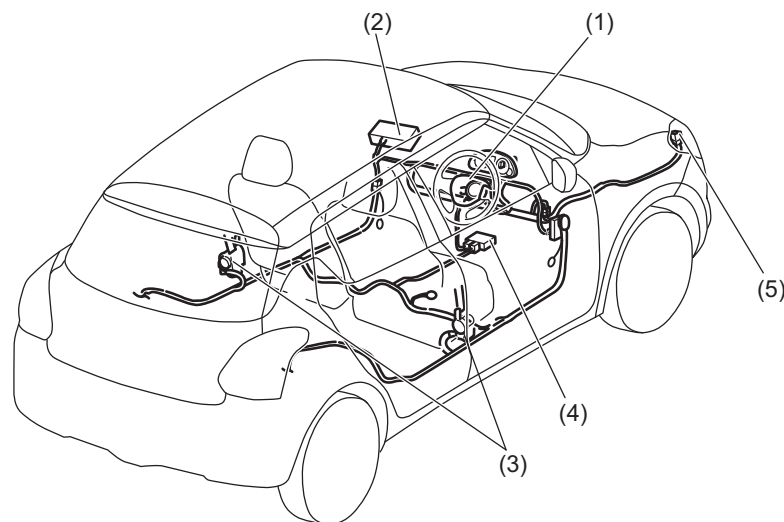
WARNING

This section describes the protection provided by your MARUTI SUZUKI vehicle's supplemental restraint system (air bags). Read and follow all instructions carefully to minimize your risk of severe injury or death in the event of a crash.

Your vehicle is equipped with a supplemental restraint system consisting of the following components in addition to a lap-shoulder belt at each seating position.

- (1) Driver's front air bag module
- (2) Front passenger's front air bag module (If equipped)
- (3) Front seat belt pretensioners (If equipped)
- (4) Air bag controller
- (5) Forward crash sensor

EXAMPLE



55RM02030

BEFORE DRIVING

⚠ WARNING

An air bag supplements or adds to the crash protection offered by seat belts. The driver and all passengers must be properly restrained by fastening seat belts at all times, whether or not an air bag is mounted at their seating position, to minimize the risk of severe injury or death in the event of a crash.

AIR BAG light



63J030

If AIR BAG light on the instrument cluster does not blink or come on when the ignition switch is first turned to ON position, or the ignition mode is first changed to "ON", or AIR BAG light stays on, or comes on while driving, the air bag system (or the seat belt pretensioner system (if equipped)) may not work properly. Have the air bag system inspected by an authorised Maruti Suzuki workshop as soon as possible.

Air bag symbol meaning

EXAMPLE



72M00150


You may find this label on the sun visor.

⚠ WARNING

NEVER use a rearward facing child restraint on a seat protected by an ACTIVE AIRBAG in front of it, DEATH or SERIOUS INJURY to the CHILD can occur.

Front air bags

EXAMPLE



63J113

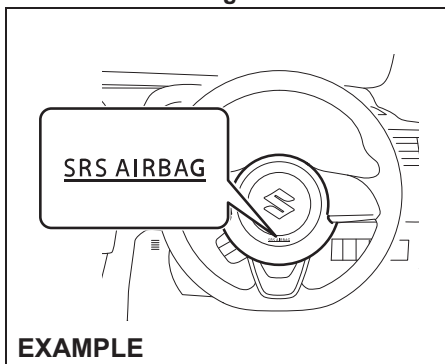
Front air bags are designed to inflate in severe frontal crashes when the ignition switch is in "ON" position or the ignition mode is "ON".

Front air bags are not designed to inflate in rear impacts, side impacts, rollovers or minor frontal crashes, since they would offer no protection in those types of accidents. Since an air bag deploys only one time during an accident, seat belts are needed to restrain occupants from further movements during the accident.

BEFORE DRIVING

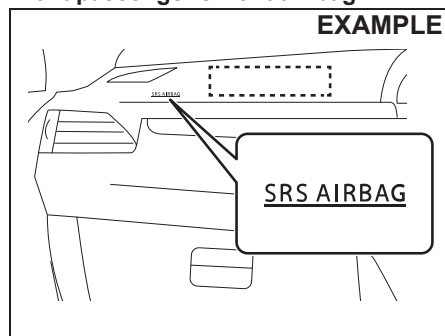
Therefore, an air bag is not a substitute for seat belts. To maximize your protection, ALWAYS FASTEN YOUR SEAT BELTS. Be aware that no system can prevent all possible injuries that may occur in an accident.

Driver's front air bag



55RM02031


Front passenger's front air bag



55RM02032

The driver's front air bag is located behind the center pad of the steering wheel and the front passenger's front air bag (if equipped) is located behind the passenger's side of the dashboard.

The words "SRS AIRBAG" are molded into the air bag covers to identify the location of the air bags.



61M0241

⚠ WARNING

Do not install a child restraint system on the front passenger's seat.


⚠ WARNING

If the airbag location is damaged or cracked, the airbag system may not work properly, which could result in serious injury in the event of a collision. Have your vehicle inspected by a Maruti Suzuki authorised workshop.

Refer to "Seat belts and child restraint systems" section for details on securing your child.

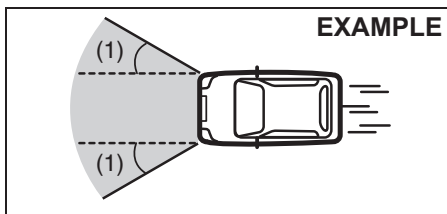
BEFORE DRIVING

Conditions of front air bags deployment (inflation)



80J097

- In frontal collision with a fixed wall that does not move or deform at more than about 25 km/h.




80J098E

- Strong impact equivalent to frontal collision such as above at left and right angles of about 30 degrees (1) or less from the front of your vehicle.


Conditions when front air bags may inflate

Receiving a strong impact to the lower body of your vehicle, the front air bags may inflate.




80J099

- Hitting a curb or medial strip.



80J100E

- Falling into a deep hole or ditch.



80J101


- Landing hard or falling.

Front air bags may not inflate

The front air bags may not inflate when a strong impact has not occurred since the collision object (including living being like animals) was easy to be deformed or moved, or the collided portion of your vehicle was easy to be deformed.

Also, front air bags may not inflate in many cases when the crash angle is greater than about 30 degrees at left and right angles from the front of your vehicle.


Also, in certain collisions at low speed, the air bags may not inflate.



80J102


BEFORE DRIVING

- Frontal collision to a stopped vehicle at less than about 50 km/h.



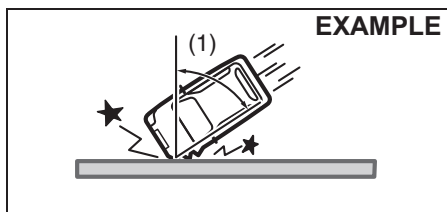
80J103

- Collision that the front of your vehicle goes under the bed of a truck etc.




80J104

- Collision with a utility pole or stumpage.



80J105E

- Collision with a fixed wall or guardrail at left and right angles of greater than about 30 degrees (1) from the front of your vehicle.




80J106

- Frontal collision with a fixed wall that does not move or deform at less than about 25 km/h.

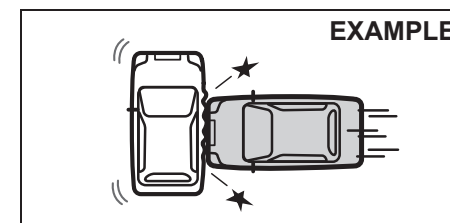
Front air bags do not inflate

Front air bags do not inflate in rear impacts, side impacts or rollovers, etc. However, these might inflate in a strong impact.




80J120

- Impact from the rear.



80J119

- Impact from the side.



80J110

- Vehicle rollover.

BEFORE DRIVING

How the system works

In a frontal crash, the crash sensors will detect rapid deceleration, and if the controller judges that the deceleration represents a severe frontal crash, the controller will trigger the inflators. The inflators inflate the appropriate air bags with nitrogen or argon gas. The inflated air bags provide a cushion for your head and upper body. The air bag inflates and deflates so quickly that you may not even realize that it has activated. The air bag will neither hinder your view nor make it harder to exit the vehicle.

Air bags must inflate quickly and forcefully in order to reduce the chance of serious or fatal injuries. However, an unavoidable consequence of the quick inflation is that the air bag may irritate bare skin, such as the facial area against a front air bag. Also, upon inflation, a loud noise will occur and some powder and smoke will be released. These conditions are not harmful and do not indicate a fire in the vehicle. Be aware, however, that some air bag components may be hot for a while after inflation.

A seat belt helps keep you in the proper position for maximum protection when an air bag inflates. Adjust your seat as far back as possible while still maintaining control of the vehicle. Sit fully back in your seat; sit up straight; do not lean over the steering wheel or dashboard. Front occupants should not lean on or sleep against the door. Refer to "Seat adjustment" sec-

tion and "Seat belts and child restraint systems" section in this section for details on proper seat and seat belt adjustments.



⚠ WARNING

- **The driver should not lean over the steering wheel. The front passenger should not rest his or her body against the dashboard, or otherwise get too close to the dashboard. In these situations, the out-of-position occupant would be too close to an inflating air bag, and may suffer severe injury.**

(Continued)

⚠ WARNING

(Continued)

- **Do not attach any objects to, or place any objects over, the steering wheel or dashboard. Do not place any objects between the air bag and the driver or front passenger. These objects may interfere with air bag operation or may be propelled by the air bag in the event of a crash. Either of these conditions may cause severe injury.**

Even though your vehicle is moderately damaged by a crash, it may not be severe enough to trigger air bags to inflate. If your vehicle sustains any front-end or side damage, have the air bag system inspected by an authorised Maruti Suzuki workshop to ensure that it works properly.

Your vehicle is equipped with a diagnostic module which records information about the air bag system if the air bags deploy in a crash. The module records information about overall system status, and which sensors activated the deployment, and for a certain vehicle only, whether the driver's seat belt was in use.

BEFORE DRIVING

Servicing the air bag system

If the air bags inflate, have the air bags and related components replaced by an authorised Maruti Suzuki workshop as soon as possible.

If your vehicle ever gets in deep water and the driver's floor is submerged, the air bag controller could be damaged. If this happens, ask an authorised Maruti Suzuki workshop to check the air bag system as soon as possible.

Special procedures are required for servicing or replacing an air bag. For that reason, only an authorised Maruti Suzuki workshop should be allowed to service or replace your air bags. Remind anyone who services your MARUTI SUZUKI vehicle that it has air bags.

Service on or around air bag components or wiring must be performed only by an authorised Maruti Suzuki workshop. Improper service could result in unintended air bag deployment or could render the air bag inoperative. Either of these two conditions may result in severe injury.

To prevent damage or unintended inflation of the air bag system, check that the battery is disconnected and the ignition switch has been in "LOCK" position or the ignition mode has been "LOCK" (OFF) for at least 90 seconds before performing any electrical service work on your MARUTI SUZUKI vehicle. Do not touch air bag system components or wires. The wires are wrapped

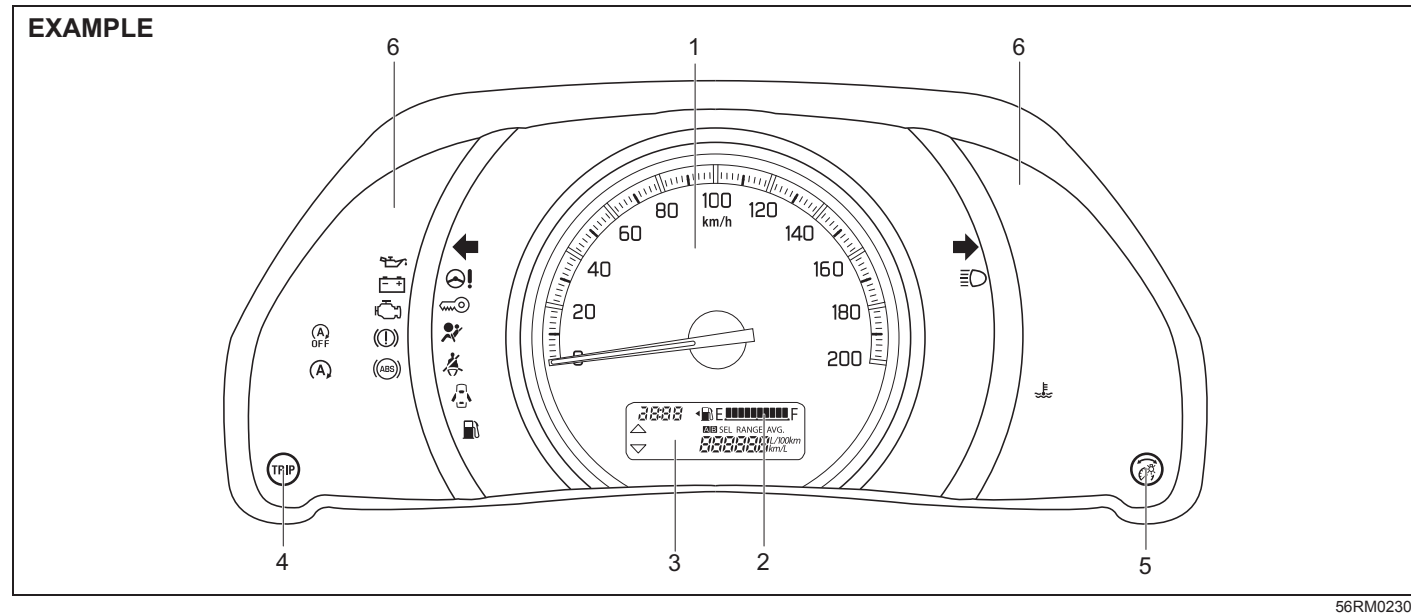
with yellow tape or yellow tubing, and the couplers are yellow for easy identification.

Scrapping a vehicle that has an uninflated air bag can be hazardous. Ask an authorised Maruti Suzuki workshop, body repair shop or scrap yard for help with disposal.

BEFORE DRIVING

Instrument cluster (Type A) (if equipped)

1. Speedometer
2. Fuel gauge
3. Information display
4. Trip meter selector knob
5. Indicator selector knob
6. Warning and indicator lights



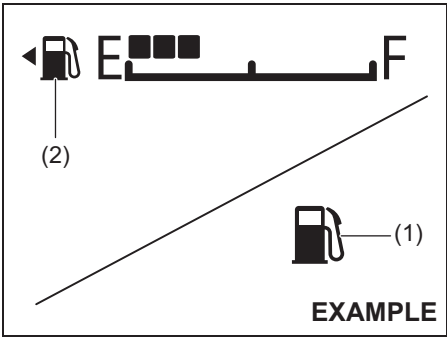
Speedometer

The speedometer indicates vehicle speed.

Speed Alert System

The speed alert system gives audible warning for alert of over-speed to driver. When vehicle speed exceeds about 80 km/h, primary level warning with two beeps will sound every minute. When the vehicle speed exceeds about 120 km/h, secondary level warning with continuous beeps will sound. If the vehicle speed is slowed down to about 118 km/h, primary warning will resume. If the vehicle speed is slowed down to about 78 km/h, speed alert warning will stop. This buzzer does not indicate any malfunction in vehicle.

Fuel gauge



When the ignition switch is in “ON” position, this gauge give a rough indication of the amount of fuel in the fuel tank. “F” stands for full and “E” stands for empty.

If the fuel meter indicator shows only one segment to “E”, refill the tank as soon as possible.

NOTE:

If the last segment blinks, it means that the fuel is almost empty.

If the low fuel warning light (1) comes on, refill the fuel tank immediately.

NOTICE

To minimize the possibility of damage to catalytic converter or other components of the vehicle, avoid driving the vehicle near empty fuel tank level.

NOTE:

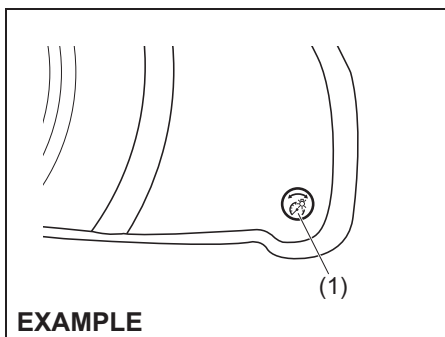
The activation point of the low fuel warning light (1) varies depending on road conditions (for example, slope or curve) and driving conditions because of fuel movement in the tank.

Refer to “Low fuel warning light” in “Warning and indicator lights” in this section for details.

The mark (2) indicates that the fuel filler door is located on the left side of the vehicle.

BEFORE DRIVING

Brightness control



When the position lights and/or headlights are on, the instrument panel lights come on.

Your vehicle has a system to automatically dim the brightness of the instrument panel lights when the position lights or headlights are on.

When the position lights and/or headlights are on, you can adjust the meter illumination brightness.

To increase the brightness of the instrument panel lights, turn the indicator selector knob (1) clockwise.

To reduce the brightness of the instrument panel lights, turn the indicator selector knob (1) counterclockwise.

⚠ WARNING

Do not adjust the brightness of the instrument panel lights while driving.

NOTE:

- If you do not turn the knob within several seconds of activating, the brightness control display will be canceled automatically.
- When you reconnect the battery, the brightness of the instrument panel lights will be reinitialized. Readjust the brightness according to your preference.

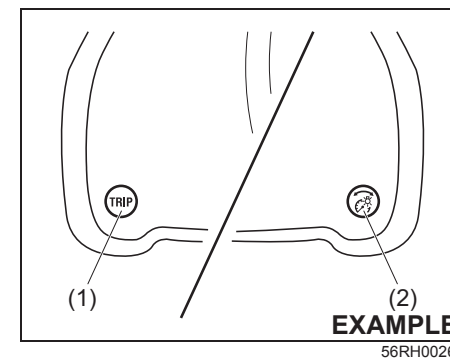
NOTE:

If you adjust to the maximum brightness level when the position lights or headlights are on, the following functions will be cancelled.

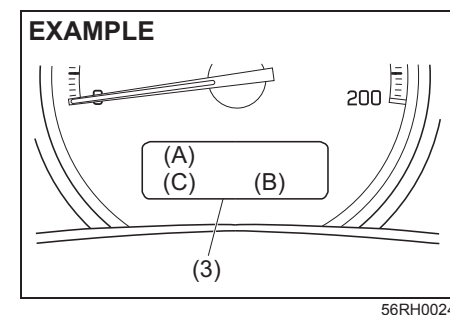
- The function which automatically dims the brightness of instrument panel lights
- The function which operates with the brightness control, except maximum brightness level

Information display

Information display is shown when the ignition switch is turned to "ON" position.



- (1) Trip meter selector knob
(2) Indicator selector knob



- (3) Information display

BEFORE DRIVING

The information display shows the following information.

Display (A)
Clock


Display (B)
Trip meter / Odometer / Instantaneous fuel consumption / Average fuel consumption / Driving range

Display (C)
Gearshift indicator (if equipped)

Display (A) : Clock
The display (A) shows the time.

- To change the time indication:
- 1) Push the trip meter selector knob (1) and the indicator selector knob (2) together.
 - 2) To change the hour indication, turn the indicator selector knob (2) left or right repeatedly when the hour indication blinks. To change the hour indication quickly, turn and hold the indicator selector knob (2). To set the hour indication, push the indicator selector knob (2) and the minute indication will blink.
 - 3) To change the minute indication, turn the indicator selector knob (2) left or right repeatedly when the minute indication blinks. To change the minute indication quickly, turn and hold the indicator selector knob (2). To set the minute indication, push the indicator selector knob (2).

To select 12/24H format, refer to “setting mode” in this section.

 **WARNING**

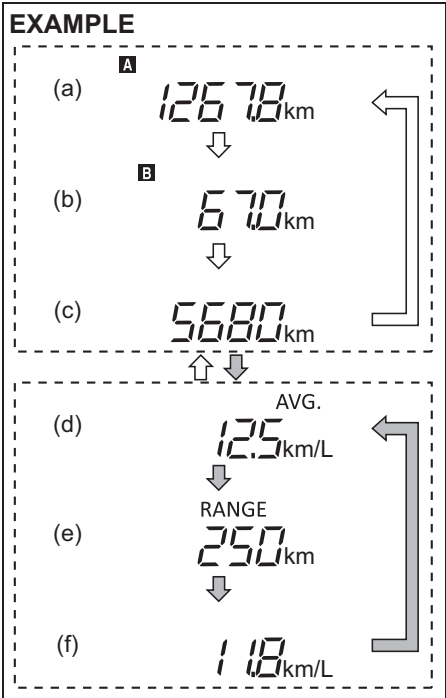
If you attempt to adjust the display while driving, you could lose control of the vehicle.



Do not attempt to adjust the display while driving.

Display (B) :
Trip meter / Odometer / Instantaneous fuel consumption / Average fuel consumption / Driving range
The display (B) shows one of the following indications, trip meter A, trip meter B, odometer, instantaneous fuel consumption, average fuel consumption or driving range.

To switch the display indication (B), push the trip meter selector knob (1) or the indicator selector knob (2) quickly.

EXAMPLE



	Push the trip meter selector knob (1).
	Push the indicator selector knob (2).

BEFORE DRIVING

- (a) Trip meter A
- (b) Trip meter B
- (c) Odometer
- (d) Average fuel consumption
- (e) Driving range
- (f) Instantaneous fuel consumption

WARNING

If you attempt to adjust the display while driving, you could lose control of the vehicle.
Do not attempt to adjust the display while driving.

NOTE:

- Indications will change when you push and release a knob.
- The display shows estimated values. Indications may not be the same as actual values.

Trip meter

The trip meter can be used to measure the distance traveled on short trips or between fuel stops.

You can use the trip meter A or trip meter B independently.

To reset the trip meter, push and hold the trip meter selector knob (1) until the display shows 0.0.

NOTE:

The indicated maximum value of the trip meter is 9999.9. When you run past the

maximum value, the indicated value will return to 0.0.

Odometer

The odometer records the total distance the vehicle has been driven.

NOTICE

Keep track of your odometer reading and check the maintenance schedule regularly for required services. Increased wear or damage to certain parts can result from failure to perform required services at the proper mileage intervals.

Instantaneous fuel consumption

The display shows the value of instantaneous fuel consumption only when the vehicle is moving.

NOTE:

- The display does not show the value unless the vehicle is moving.
- Depending on the vehicle's specification, the fuel consumption units of initial setting are indicated as L/100km or km/L.
- For "L/100km" setting, the indicated maximum value of instantaneous fuel consumption is 30. No more than 30 will be indicated on the display even if the actual instantaneous fuel consumption is higher.
- For "km/L" setting, the indicated maximum value of instantaneous fuel con-

sumption is 50. No more than 50 will be indicated on the display even if the actual instantaneous fuel consumption is lower.

- The indication on the display may be delayed if fuel consumption is greatly affected by driving conditions.
- The display shows estimated values. Indications may not be the same as actual values.
- For "L/100km" or "km/L" setting, you can change the units that instantaneous fuel consumption is displayed in. Refer to "Average fuel consumption" in this section.

Average fuel consumption

If you selected average fuel consumption the last time you drove the vehicle, the display shows the last value of average fuel consumption from previous driving when the ignition switch is turned to "ON" position. Unless you reset the value of average fuel consumption, the display indicates the value of average fuel consumption which includes average fuel consumption during previous driving.

To reset the average fuel consumption, push and hold the indicator selector knob (2) for a while when the display shows the average fuel consumption.

NOTE:

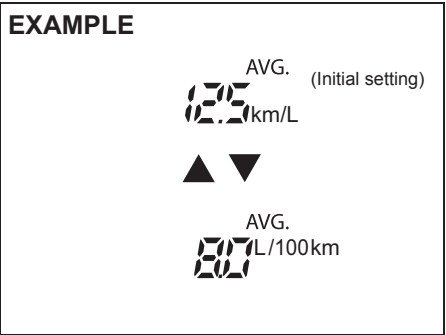
When you reset the indication or reconnect the negative (–) terminal to the battery, the

BEFORE DRIVING

value of average fuel consumption will be shown after driving for a while.

(For “L/100km” or “km/L” setting)

To change the unit of average fuel consumption, while pushing and holding the trip meter selector knob (1), turn the indicator selector knob (2).



NOTE:
When you change the units that average fuel consumption is displayed in, the instantaneous fuel consumption units will be changed automatically.

Driving range

If you selected driving range the last time you drove the vehicle, the display indicates “---” for a few seconds and then indicates the current driving range when the ignition switch is turned to “ON” position.

The driving range shown in the display is an indicative unit of the approximate distance you can drive until the fuel gauge indicates “E”, based on current driving conditions and current fuel level in the fuel tank.

When the low fuel warning light comes on, the display “---” will appear.

If the low fuel warning light comes on, fill the fuel tank immediately regardless of the value of driving range shown in the display.

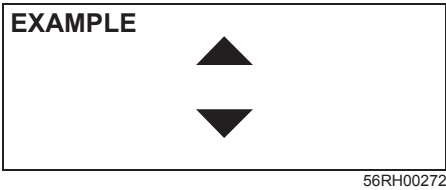
When you refuel, the driving range is updated. However, if you only add a small amount of fuel the correct value will not be displayed.

NOTE:

- If you refuel when the ignition switch is in “ON” position, the driving range may not indicate the correct value.
- When you reconnect the negative (–) terminal to the battery, the value of driving range will be shown after driving for a while.
- If there are substantial changes in the driving pattern or vehicle usage, the displayed range may vary significantly.

Display (C) : Gearshift indicator (if equipped)

The display (C) show the gearshift indicator.

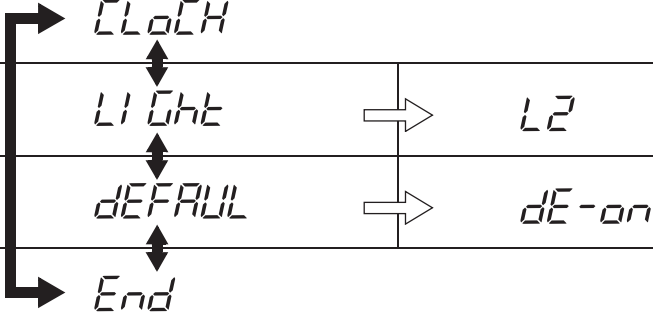




Refer to “Gearshift Indicator” in the “OPERATING YOUR VEHICLE” section.

BEFORE DRIVING

Display (B) : Setting mode

In the setting mode, you can set up and customize the following functions.

Indication	Functions
	Time indication of clock "CL "
	Additional flashes of the turn signal "L2"
	Initialization setting "dE-on"
	Exit the setting mode "End"

	Turn the indicator selector knob (2).
	Push the indicator selector knob (2).

How to operate the setting mode:

- 1) When the ignition switch is in "ON" position and the vehicle is stationary, push and hold the indicator selector knob (2) until the display shows "CLock".
- 2) Turn and/or push the indicator selector knob (2) to select a function that you want to set up according to the above chart.
- 3) Turn and/or push the indicator selector knob (2) to register settings of the following functions.

NOTE:
Depending on vehicle's specifications,
some items may not be displayed.

BEFORE DRIVING

EXAMPLE

SEL
d1-5L2

68PM00272

NOTE:

- As shown in the above illustration, “SEL” indicates on the display of currently setting item.
- To go back to the higher level display during operation, turn the indicator selector knob (2) to display “bRCH” or “-bRL” and then push the indicator selector knob (2).

Time indication of clock

- CL - 12h: 12-hour format (default setting)
- CL - 24h: 24-hour format

Additional flashes of the turn signal “L2”

- L2-5L1: Turn signal flashes three times after the turn signal lever is returned (default setting)
- L2-5L2: Disable the additional flashes of turn signal

Initialization setting “dE-on”

- dE-on: Initialize all settings

How to exit the setting mode:

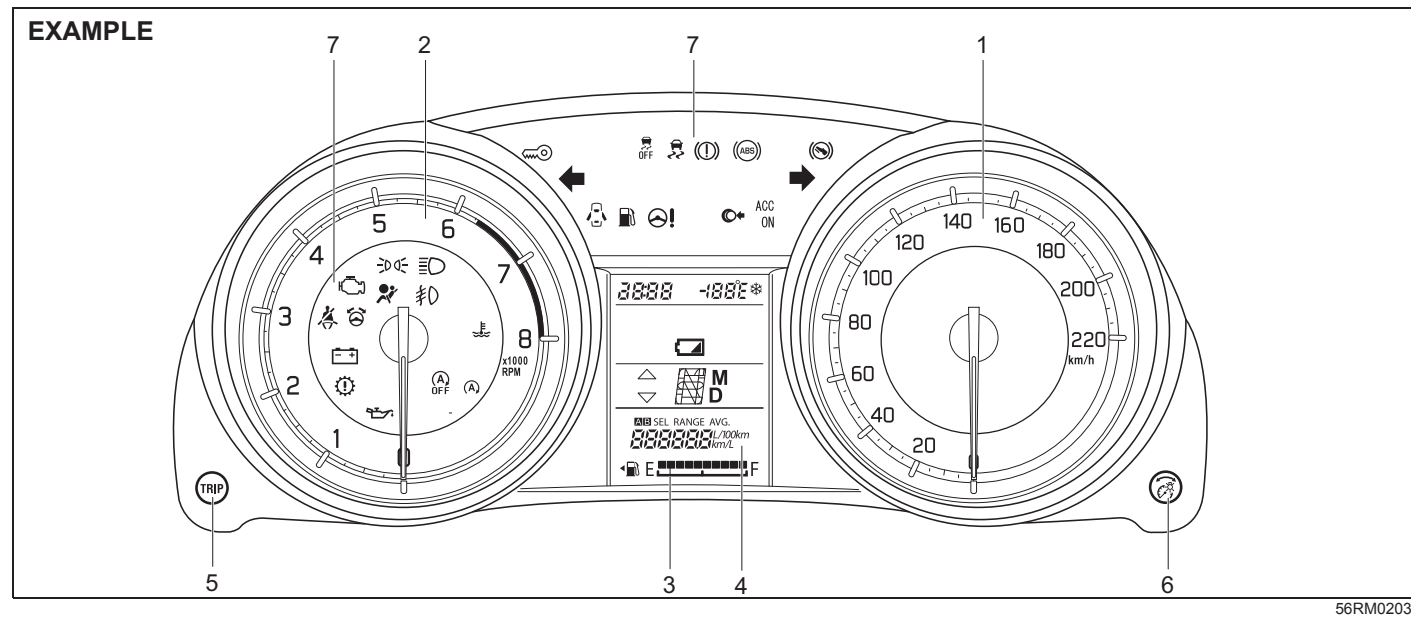
Switch the display to show “End” and then push the indicator selector knob (2)

.

BEFORE DRIVING

Instrument cluster (Type B)

1. Speedometer
2. Tachometer
3. Fuel gauge
4. Information display
5. Trip meter selector knob
6. Indicator selector knob
7. Warning and indicator lights



Speedometer

The speedometer indicates vehicle speed.

Speed Alert System

The speed alert system gives audible warning for alert of over-speed to driver. When vehicle speed exceeds about 80 km/h, primary level warning with two beeps will sound every minute. When the vehicle speed exceeds about 120 km/h, secondary level warning with continuous beeps will sound. If the vehicle speed is slowed down to about 118 km/h, primary warning will resume. If the vehicle speed is slowed down to about 78 km/h, speed alert warning will stop. This buzzer does not indicate any malfunction in vehicle.

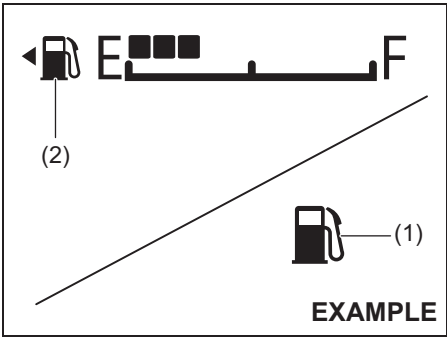
Tachometer

The tachometer indicates engine speed in revolutions per minute.

NOTICE

Never drive the vehicle with the engine revving in the red zone or severe engine damage can result. Keep the engine speed below the red zone even when downshifting to a lower gear position. Refer to “Downshifting maximum allowable speeds” in “OPERATING YOUR VEHICLE” section.

Fuel gauge



When the ignition switch is in “ON” position, or the ignition mode is “ON”, this gauge give a rough indication of the amount of fuel in the fuel tank. “F” stands for full and “E” stands for empty.

If the fuel meter indicator shows only one segment to “E”, refill the tank as soon as possible.

NOTE:

If the last segment blinks, it means that the fuel is almost empty.

If the low fuel warning light (1) comes on, refill the fuel tank immediately.

NOTICE

To minimize the possibility of damage to catalytic converter or other components of the vehicle, avoid driving the vehicle near empty fuel tank level.

NOTE:

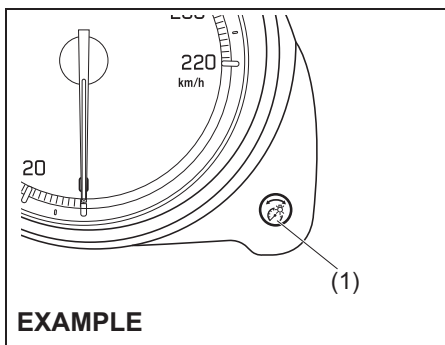
The activation point of the low fuel warning light (1) varies depending on road conditions (for example, slope or curve) and driving conditions because of fuel movement in the tank.

Refer to “Low fuel warning light” in “Warning and indicator lights” in this section for details.

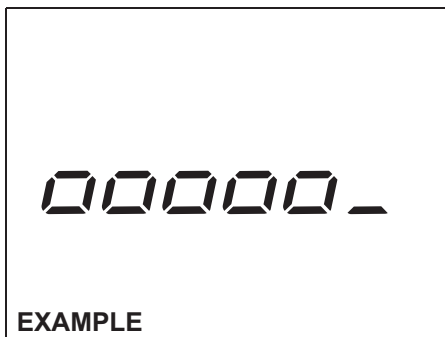
The mark (2) indicates that the fuel filler door is located on the left side of the vehicle.

BEFORE DRIVING

Brightness control



55RM02035



52RS20090

When the ignition switch is turned to “ON” position or the engine switch is pressed to change the ignition mode to “ON”, the instrument panel lights come on.

Your vehicle has a system to automatically dim the brightness of the instrument panel lights when the position lights or headlights are on.

When the position lights and/or headlights are on, you can adjust the meter illumination brightness.

To increase the brightness of the instrument panel lights, turn the indicator selector knob (1) clockwise.

To reduce the brightness of the instrument panel lights, turn the indicator selector knob (1) counterclockwise.

WARNING

Do not adjust the brightness of the instrument panel lights while driving. Otherwise, you could lose control of the vehicle.

NOTE:

- If you do not turn the knob within several seconds of activating, the brightness control display will be canceled automatically.
- When you reconnect the lead-acid battery, the brightness of the instrument panel lights will be reinitialized. Readjust the brightness according to your preference.

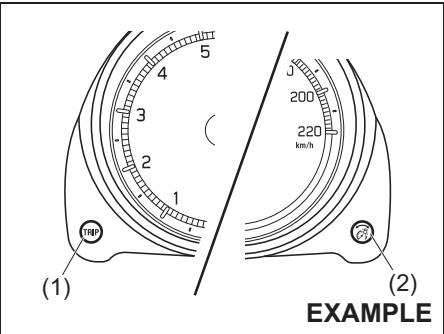
NOTE:

If you adjust to the maximum brightness level when the position lights or headlights are on, the following functions will be cancelled.

- The function which automatically dims the brightness of instrument panel lights
- The function which operates with the brightness control, except maximum brightness level

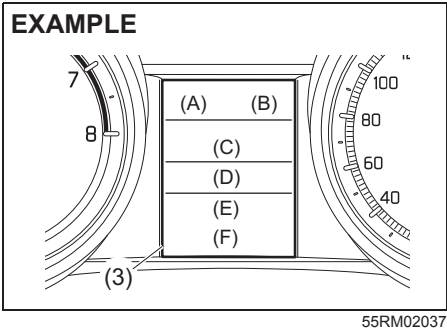
Information display

Information display is shown when the ignition switch is turned to "ON" position or the ignition mode is "ON".



- (1) Trip meter selector knob
- (2) Indicator selector knob

EXAMPLE



- (3) Information display

The information display shows the following information.

Display (A)
Clock

Display (B)
Thermometer (if equipped)

Display (C)
Keyless push start system remote controller battery consumption warning light (if equipped)

Display (D)
Gear position indication (for Auto Gear shift vehicles) (if equipped) / Gear shift indicator (if equipped)

Display (E)

Trip meter / Odometer / Instantaneous fuel consumption / Average fuel consumption / Driving range

Display (F)

Fuel gauge

Clock

The display (A) shows the time.

To change the time indication:

- 1) Push the trip meter selector knob (1) and the indicator selector knob (2) together.
- 2) To change the hour indication, turn the indicator selector knob (2) left or right repeatedly when the hour indication blinks. To change the hour indication quickly, turn and hold the indicator selector knob (2). To set the hour indication, push the indicator selector knob (2) and the minute indication will blink.
- 3) To change the minute indication, turn the indicator selector knob (2) left or right repeatedly when the minute indication blinks. To change the minute indication quickly, turn and hold the indicator selector knob (2). To set the minute indication, push the indicator selector knob (2).

To select 12/24H format, refer to "setting mode" in this section.

BEFORE DRIVING

⚠ WARNING

If you attempt to adjust the display while driving, you could lose control of the vehicle.
Do not attempt to adjust the display while driving.

NOTE:

When you reconnect the negative (–) terminal to the battery, the clock indication will be reinitialized. Change the indication again to your preference.

Thermometer (if equipped)

The display (B) shows the thermometer. The thermometer indicates the outside temperature.

EXAMPLE



52RM20810

If the outside temperature drops to freezing condition, the mark (a) will appear on the display.

NOTE:

- The outside temperature indication is not the actual outside temperature when driving at low speed, or when stopped.

- If there is something wrong with the thermometer, or just after the ignition switch is turned to “ON” position or the engine switch is pressed to change the ignition mode to “ON”, the display may not indicate the outside temperature. When the display (E) shows the driving range, you can change the unit of temperature.

When the display (E) shows the driving range, you can change the unit of temperature.

To change the unit of temperature, while pushing and holding the trip meter selector knob (1), turn the indicator selector knob (2).

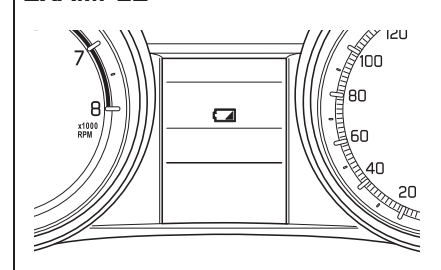
EXAMPLE



76MH0A043

Keyless push start system remote controller battery consumption warning light (if equipped)

EXAMPLE

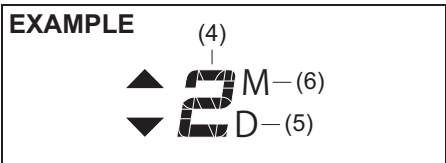


55RM02038

The display (C) shows the keyless push start system remote controller battery consumption warning indicator. If the remote controller becomes unreliable, this indicator comes on.

BEFORE DRIVING

Gear position indicator (for Auto Gear Shift vehicles) (if equipped) / Gearshift indicator (if equipped)



55RM02039

The display (D) shows some of the following indications.

Gear position indicator (for Auto Gear Shift vehicles) (if equipped)

The display shows the current gear position (4).

Drive mode indicator:

When you are using the drive mode, the display shows the drive mode indicator (5).

Manual mode indicator:

When you are using the manual mode, the display shows the manual mode indicator (6).

For details on how to use the transaxle, refer to “Using the transaxle” in the “OPERATING YOUR VEHICLE” section.

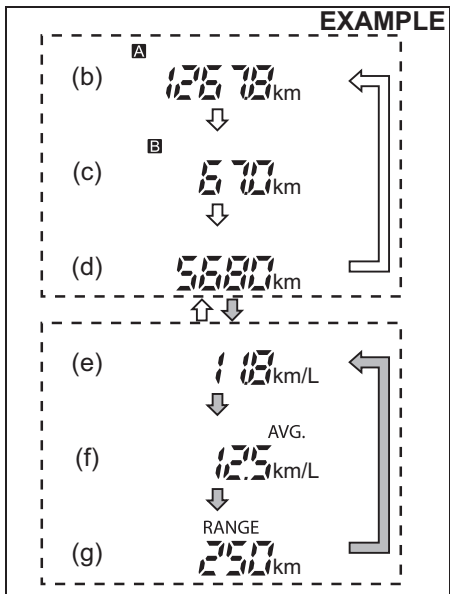
Gearshift indicator (if equipped)

Refer to “Gearshift Indicator” in the “OPERATING YOUR VEHICLE” section.

Trip meter / Odometer / Instantaneous fuel consumption/average fuel consumption / Driving range

The display (E) shows one of the following indications; trip meter A, trip meter B, odometer, instantaneous fuel consumption, average fuel consumption or driving range.

To switch the display indication (E), push the trip meter selector knob (1) or the indicator selector knob (2) quickly.



52RM20820

↑ ↓	Push the trip meter selector knob (1).
↑ ↓	Push the indicator selector knob (2).

- (b) Trip meter A
- (c) Trip meter B
- (d) Odometer
- (e) Instantaneous fuel consumption
- (f) Average fuel consumption
- (g) Driving range

WARNING

If you attempt to adjust the display while driving, you could lose control of the vehicle. Do not attempt to adjust the display while driving.

NOTE:

- Indications will change when you push and release a knob.
- The display shows estimated values. Indications may not be the same as actual values.

BEFORE DRIVING

Trip meter

The trip meter can be used to measure the distance traveled on short trips or between fuel stops.

You can use the trip meter A or trip meter B independently.

To reset the trip meter, push and hold the trip meter selector knob (1) until the display shows 0.0.

NOTE:

The indicated maximum value of the trip meter is 9999.9. When you run past the maximum value, the indicated value will return to 0.0.

Odometer

The odometer records the total distance the vehicle has been driven.

NOTICE

Keep track of your odometer reading and check the maintenance schedule regularly for required services. Increased wear or damage to certain parts can result from failure to perform required services at the proper mileage intervals.

Instantaneous fuel consumption

If you selected instantaneous fuel consumption the last time you drove the vehicle, the display does not show the last value of instantaneous fuel consumption from previous driving when the ignition switch is turned to "ON" position or the engine switch is pressed to change the ignition mode to "ON". The display shows the value only when the vehicle is moving.

NOTE:

- *The display does not show the value unless the vehicle is moving.*
- *Depending on the vehicle's specification, the fuel consumption units of initial setting are indicated as L/100km or km/L.*
- *For "L/100km" setting, the indicated maximum value of instantaneous fuel consumption is 30. No more than 30 will be indicated on the display even if the actual instantaneous fuel consumption is higher.*
- *For "km/L" setting, the indicated maximum value of instantaneous fuel consumption is 50. No more than 50 will be indicated on the display even if the actual instantaneous fuel consumption is lower.*
- *The indication on the display may be delayed if fuel consumption is greatly affected by driving conditions.*
- *The display shows estimated values. Indications may not be the same as actual values.*

- *For "L/100km" or "km/L" setting, you can change the units that instantaneous fuel consumption is displayed in. Refer to "Average fuel consumption" in this section.*

Average fuel consumption

If you selected average fuel consumption the last time you drove the vehicle, the display shows the last value of average fuel consumption from previous driving when the ignition switch is turned to "ON" position or the engine switch is pressed to change the ignition mode to "ON". Unless you reset the value of average fuel consumption, the display indicates the value of average fuel consumption which includes average fuel consumption during previous driving.

To reset the average fuel consumption, push and hold the indicator selector knob (2) for a while when the display shows the average fuel consumption.

NOTE:

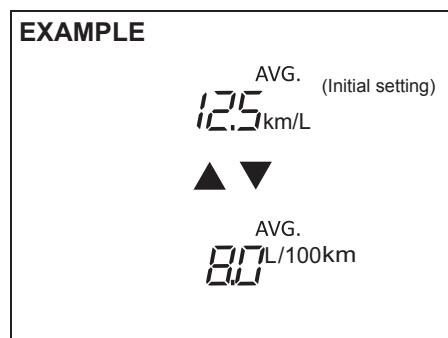
When you reset the indication or reconnect the negative (–) terminal to the lead-acid battery, the value of average fuel consumption will be shown after driving for a while.

BEFORE DRIVING

(For “L/100km” or “km/L” setting)

To change the unit of average fuel consumption, while pushing and holding the trip meter selector knob (1), turn the indicator selector knob (2).

EXAMPLE



NOTE: Depending on the vehicle's specification, the fuel consumption units of initial setting are indicated as km/L or L/100km.

NOTE:

- When you change the units that average fuel consumption is displayed in, the instantaneous fuel consumption units will be changed automatically.
- When you reconnect the negative (–) terminal to the battery, the unit of the average fuel consumption will be reinitialized. Change the unit again to your preference.

Driving range

If you selected driving range the last time you drove the vehicle, the display indicates “---” for a few seconds and then indicates the current driving range when the ignition switch is turned to “ON” position or the engine switch is pressed to change the ignition mode to “ON”.

The driving range shown in the display is an indicative unit of the approximate distance you can drive until the fuel gauge indicates “E”, based on current driving conditions and current fuel level in the fuel tank.

When the low fuel warning light comes on, the display “---” will appear.

If the low fuel warning light comes on, fill the fuel tank immediately regardless of the value of driving range shown in the display.

When you refuel, the driving range is updated. However, if you only add a small amount of fuel the correct value will not be displayed.

NOTE:

- If you refuel when the ignition switch is in “ON” position or ignition mode to “ON”, the driving range may not indicate the correct value.
- When you reconnect the negative (–) terminal to the lead-acid battery, the value of driving range will be shown after driving for a while.
- If there are substantial changes in the driving pattern or vehicle usage, the displayed range may vary significantly.

Fuel gauge


The display (F) shows the fuel gauge.

Refer to “Fuel gauge” in this section.








BEFORE DRIVING



Display (E) : Setting mode

In the setting mode, you can set up and customize the following functions.

Indication		Functions
 CLock ↕ door → ↕ LIGHT ↕ GUIDE ↕ ↓		Time indication of clock "CL "
	d1	Central door locking system "d1"
	↕ d2	Automatic door locking function "d2" (if equipped)
	↕ d3	Automatic door unlocking function "d3" (if equipped)
	↕ d5	Door locking and unlocking siren "d5" (if equipped)
	↕ L2	Additional flashes of the turn signal "L2"
	↕ G1	Lighting time of the "To car" function "G1" (if equipped)
	↕ G2	Lighting time of the "To home" function "G2" (if equipped)

BEFORE DRIVING

Indication		Functions
 <i>SECUR4</i>	 <i>52</i>	Shock sensor “52”
	 <i>53</i>	Pre-warning sensitivity of the shock sensor “53”
	 <i>54</i>	Full blast warning sensitivity of the shock sensor “54”
 <i>default</i>	 <i>de-on</i>	Initialization setting “de-on”
 <i>End</i>		Exit the setting mode “End”

	Turn the indicator selector knob (2).
	Push the indicator selector knob (2).

How to operate the setting mode:

- 1) When the ignition switch is in the “ON” position or press the engine switch to change the ignition mode to “ON” and the vehicle is stationary, push and hold the indicator selector knob (2) until the display shows “ELaEH”.
- 2) Turn and/or push the indicator selector knob (2) to select a function that you want to set up according to the above chart.
- 3) Turn and/or push the indicator selector knob (2) to register settings of the following functions.

NOTE:
Depending on vehicle’s specifications,
some items may not be displayed.

BEFORE DRIVING

EXAMPLE

SEL
d1-5L2

68PM00272

NOTE:

- As shown in the above illustration, "SEL" indicates on the display of currently setting item.
- To go back to the higher level display during operation, turn the indicator selector knob (2) to display "bRCH" or "bRL" and then push the indicator selector knob (2).

Time indication of clock "CL"

- CL-12h: 12-hour format (default setting)
- CL-24h: 24-hour format

Central door locking system "d1"

- d1-5L1: Unlock all doors by turning the key, pushing the keyless entry system transmitter, keyless push start system remote controller or request switch once
- d1-5L2: Unlock all doors by turning the key, pushing the keyless entry system transmitter, keyless push start system remote controller or request switch twice (default setting)

Automatic door locking function "d2" (if equipped)

- d2-5L1: Disable the automatic door locking function
- d2-5L2: Lock all doors when the vehicle speed reaches 15 km/h (default setting)

Automatic door unlocking function "d3" (if equipped)

- d3-5L1: Disable the automatic door unlocking function (default setting of vehicle with keyless push start system)
- d3-5L2: (Vehicle with keyless entry system)
Unlock all doors when the key is pulled out from the ignition switch (default setting of vehicle with keyless entry)

(Vehicle with keyless push start system)
Unlock all doors when the ignition mode is "LOCK" (OFF)

Door locking and unlocking siren "d5" (if equipped)

- d5-5L1: Siren sounds when the door(s) is (are) locked or unlocked by using the keyless entry system transmitter, keyless push start system remote controller or request switch (default setting)

- d5-5L2: Siren does not sound when the door(s) is(are) locked or unlocked by using the keyless entry system transmitter, keyless push start system remote controller or request switch

Additional flashes of the turn signal "L2"

- L2-5L1: Turn signal flashes three times after the turn signal lever is returned (default setting)
- L2-5L2: Disable the additional flashes of turn signal

Lighting time of the "To car" function "G1" (if equipped)

- G1-5L1: Disable the "To car" function
- G1-5L2: 10 seconds (default setting)
- G1-5L3: 15 seconds
- G1-5L4: 20 seconds
- G1-5L5: 25 seconds

Lighting time of the "To home" function "G2" (if equipped)

- G2-5L1: Disable the "To home" function
- G2-5L2: 10 seconds (default setting)
- G2-5L3: 15 seconds
- G2-5L4: 20 seconds
- G2-5L5: 25 seconds
- G2-5L6: 30 seconds

BEFORE DRIVING

Shock sensor “52”

- 52-5L 1: Enable the shock sensor
- 52-5L 2: Disable the shock sensor (default setting)

Pre-warning sensitivity of the shock sensor “53”

- 53-L00: Disable the pre-warning
- 53-L01 to L15: Adjust the pre-warning sensitivity of shock sensor (Lowest sensitivity level is L01 and highest is L15, and default setting is L14)

Full blast warning sensitivity of the shock sensor “54”

- 54-L00: Disable the full blast warning
- 54-L01 to L15: Adjust the full blast warning sensitivity of shock sensor (Lowest sensitivity level is L01 and highest is L15, and default setting is L09)

Initialization setting “dE-on”

- dE-on: Initialize all settings

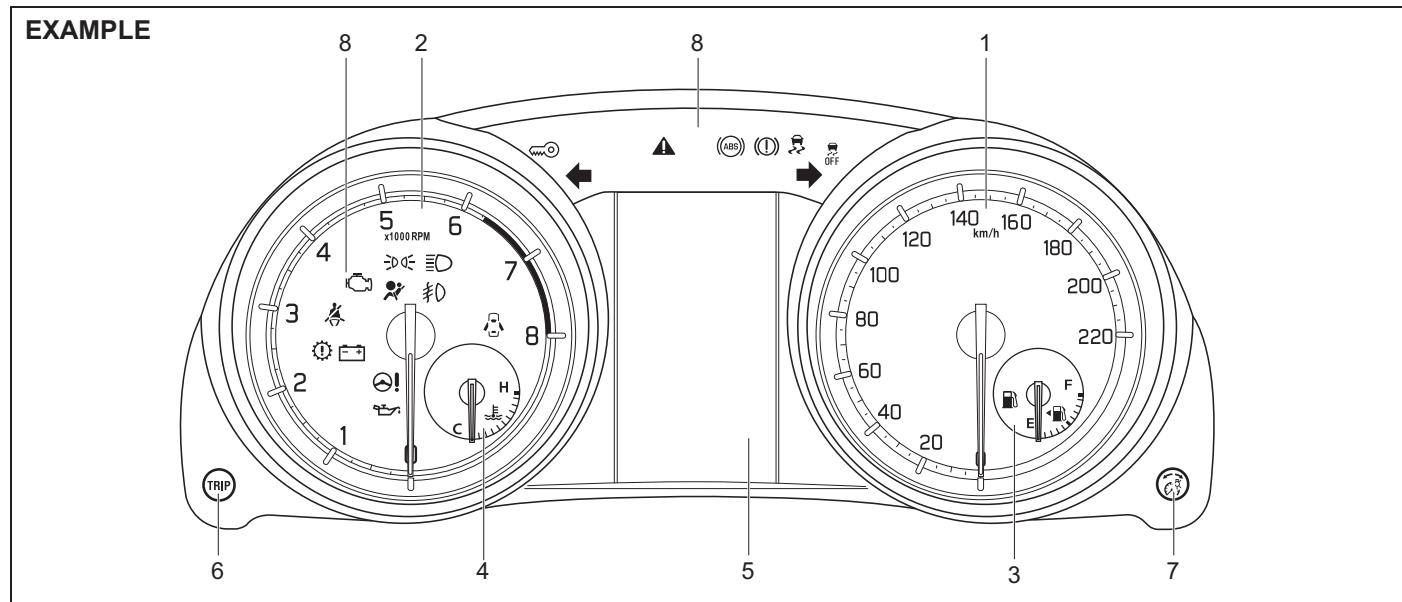
How to exit the setting mode:

Switch the display to show “End” and then push the indicator selector knob (2).

BEFORE DRIVING

Instrument cluster (Type C) (if equipped)

1. Speedometer
2. Tachometer
3. Fuel gauge
4. Temperature gauge
5. Information display
6. Trip meter selector knob
7. Indicator selector knob
8. Warning and indicator lights



56RM02007

Speedometer

The speedometer indicates vehicle speed in km/h.

Speed Alert System

The speed alert system gives audible warning for alert of over-speed to driver. When vehicle speed exceeds about 80 km/h, primary level warning with two beeps will sound every minute. When the vehicle speed exceeds about 120 km/h, secondary level warning with continuous beeps will sound. If the vehicle speed is slowed down to about 118 km/h, primary warning will resume. If the vehicle speed is slowed down to about 78 km/h, speed alert warning will stop. This buzzer does not indicate any malfunction in vehicle.

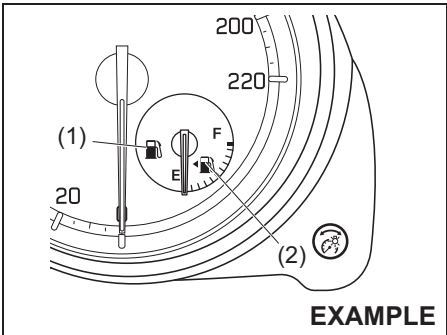
Tachometer

The tachometer indicates engine speed in revolutions per minute.

NOTICE

Never drive the vehicle with the engine revving in the red zone or severe engine damage can result. Keep the engine speed below the red zone even when downshifting to a lower gear position. Refer to "Downshifting maximum allowable speeds" in "OPERATING YOUR VEHICLE" section.

Fuel gauge



When the ignition mode is "ON", this gauge gives a rough indication of the amount of fuel in the fuel tank. "F" stands for full and "E" stands for empty.

If the indicator approaches a low level (near "E") on fuel gauge, refill the tank as soon as possible.

NOTE:

The indicator moves a little depending on road conditions (for example, slope or curve) and driving conditions because of fuel moving in the tank.

If the low fuel warning light (1) comes on, refill the fuel tank immediately.

NOTICE

To minimize the possibility of damage to catalytic converter or other components of the vehicle, avoid driving the vehicle near empty fuel tank level.

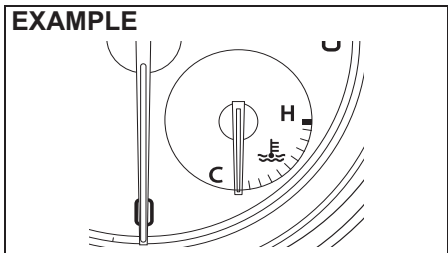
NOTE:

The activation point of the low fuel warning light (1) varies depending on road conditions (for example, slope or curve) and driving conditions because of fuel movement in the tank.

Refer to "Low fuel warning light" in "Warning and indicator lights" in this section for details.

The mark (2) indicates that the fuel filler door is located on the left side of the vehicle.

Temperature Gauge



BEFORE DRIVING


When the ignition mode is "ON", this gauge indicates the engine coolant temperature. Under normal driving conditions, the indicator should stay within the normal, acceptable temperature range between "H" and "C". If the indicator approaches "H", overheating is indicated. Follow the instructions for engine overheating in "EMERGENCY SERVICE" section.

NOTICE

Continuing to drive the vehicle when engine overheating is indicated can result in severe engine damage.

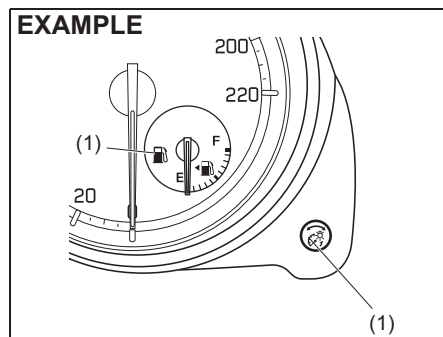
Brightness control

EXAMPLE



56RM02010

EXAMPLE



56RM02040

When the ignition is pushed to "ON" mode, the instrument panel lights come on.

Your vehicle has a system to automatically dim the brightness of the instrument panel lights when the position lights or headlights are on.

When the position lights and/or headlights are ON, you can control the meter illumination intensity.

To increase the brightness of the instrument panel lights, turn the brightness control knob (1) clockwise.

To reduce the brightness of the instrument panel lights, turn the brightness control knob (1) counterclockwise.

⚠ WARNING

Do not adjust the brightness of the instrument panel lights while driving. Otherwise, you could lose control of the vehicle.

NOTE:

- If you do not turn the brightness control knob within several seconds of activating, the brightness control display will be canceled automatically.
- When you reconnect the battery, the brightness of the instrument panel lights will be reinitialized. Readjust the brightness according to your preference.

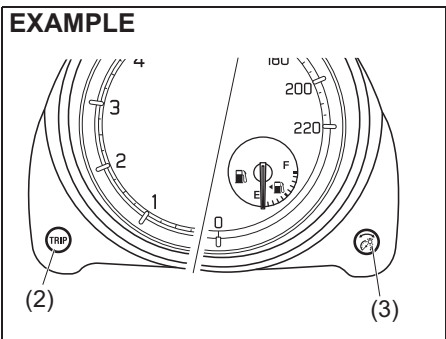
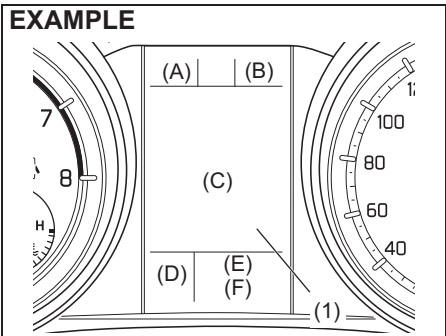
NOTE:

If you adjust to the maximum brightness level when the position lights or headlights are on, the following functions will be cancelled.

- The function which automatically dims the brightness of instrument panel lights.
- The function which operates with the brightness control, except maximum brightness level.

Information Display

The information display is shown when the ignition mode is “ON”.



1. Information display

- 2. Trip meter selector knob
- 3. Indicator selector knob

The information display shows the following information.

Display (A)
Clock

Display (B)
Thermometer

Display (C)
Fuel consumption / Driving range / Average Speed/ Driving time / Total idling stop time and Total idling fuel saved (if equipped) / Clock and date / Motion (if equipped) / Torque and power / Accelerator and brake (if equipped).

Display (D)
Gear position indicator (for Auto Gear Shift vehicles) (if equipped) / Gearshift indicator (if equipped)

Display (E)
Trip meter

Display (F)
Odometer

EXAMPLE



The engine switch is pushed to “ON” mode, clock and date will appear on display for several seconds.

Some warning and indicator messages may appear on the display when the ignition mode is “ACC” or “LOCK” (OFF).

Clock
When the ignition mode is “ON”, the display (A) shows the time.

To set the clock, follow “Setting mode” instructions in this section.

⚠ WARNING

If you attempt to adjust the display while driving, you may lose control of the vehicle.
Do not attempt to adjust the display while driving.

BEFORE DRIVING

Thermometer

When the ignition mode is “ON”, the display (B) shows the outside air temperature.

EXAMPLE



52RM21050

If the outside air temperature reaches freezing condition, the message shown in the above illustration will appear on the display.

NOTE:

The outside temperature indication is not the actual outside air temperature when driving at low speed, or when stopped.

The outside temperature may not be displayed under following conditions,

- *If there is some problem with the temperature sensor*
- *Immediately after the ignition mode is changed from “ACC” to “ON” mode.*

You can change the unit of temperature. To change the unit of temperature, refer to “Setting mode” in this section.

Fuel Consumption / Driving Range / Average speed/ Driving Time / Total Idling Stop Time and Total Idling Fuel Saved (if equipped)/ Clock and Date / Motion (if equipped) / Torque and Power / Accelerator and Brake (If equipped)

When there are no warning or indicator messages on the display (C), you can select one of the following indications to appear on the display: instantaneous fuel consumption, average fuel consumption, driving range, average speed, driving time, total idling stop time and total idling fuel saved (if equipped), clock and date, motion (if equipped), torque and power, accelerator and brake (if equipped), or no indication.

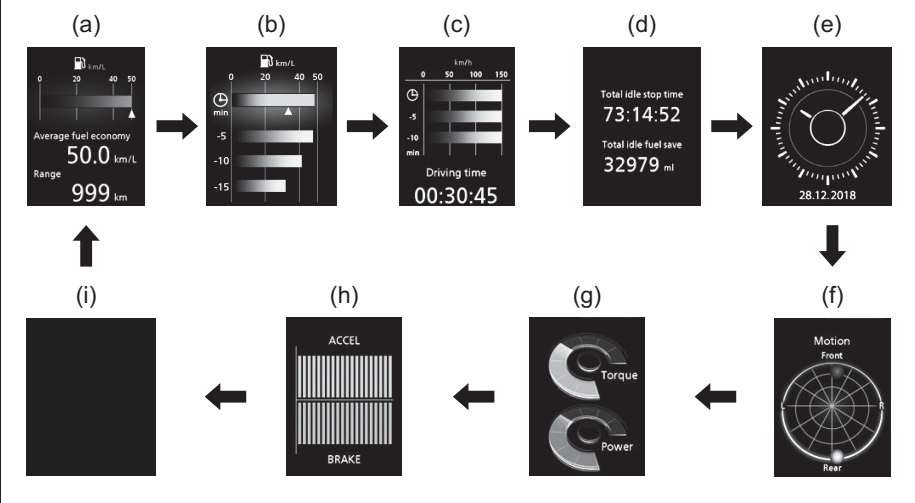
⚠ WARNING

If you attempt to adjust the display while driving, you may lose control of the vehicle.

Do not attempt to adjust the display while driving.

BEFORE DRIVING

EXAMPLE



56RM02015

To switch the display indication, push the indicator selector knob (3) quickly.

NOTE:

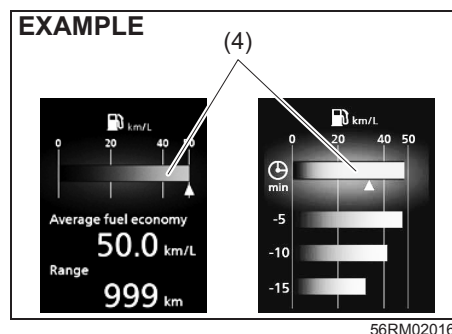
The value of instantaneous fuel consumption, average fuel consumption, driving range, average speed, total idling fuel saved, motion (if equipped), torque and power, accelerator and brake (if equipped), shown on the display are affected by the following conditions;

- road condition
- surrounding traffic condition
- driving condition
- vehicle condition
- a malfunction which causes the malfunction indicator light to come on or blink

BEFORE DRIVING

Instantaneous fuel consumption

The display shows instantaneous fuel consumption with a bar graph only when the vehicle is moving.



(4) Instantaneous fuel consumption

NOTE:

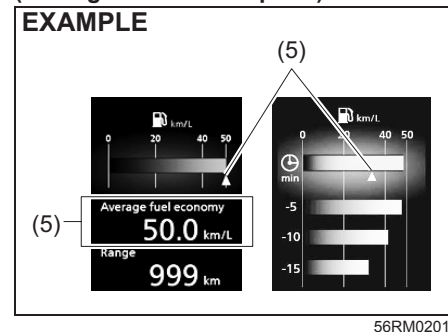
- The display does not show the bar graph unless the vehicle is moving.
- Depending on the vehicle's specification, the fuel consumption units of initial setting are indicated as L/100km, km/L, MPG (UK).
- The indicated maximum value of instantaneous fuel consumption is one of the followings. No more than the maximum value will be indicated on the display even if the actual instantaneous fuel consumption is higher.
 - For L/100km setting: 30
 - For km/L setting: 50
 - For MPG (UK) setting: 80

- The indication on the display may be delayed if fuel consumption is greatly affected by driving conditions.
- The display shows estimated values. Indications may not be the same as actual values.

Average fuel consumption / 5-minute average fuel consumption / 1-driving cycle average fuel consumption

Average fuel consumption from previous reset and 5-minute average fuel consumption, and 1-driving cycle average fuel consumption are shown.

(Average fuel consumption)



(5) Average fuel consumption

If you selected average fuel consumption the last time you drove the vehicle, the display shows the last value of average fuel consumption from previous driving when the ignition is pushed to "ON" mode. Unless you reset the value of average fuel consumption, the display indicates the value of average fuel consumption based on the average fuel consumption during previous driving.

NOTE:

When you reconnect the negative (-) terminal to the battery, the value of average fuel consumption will be shown after driving for a period of time.

You can select the timing to reset the value of average fuel consumption by one of the following three methods;

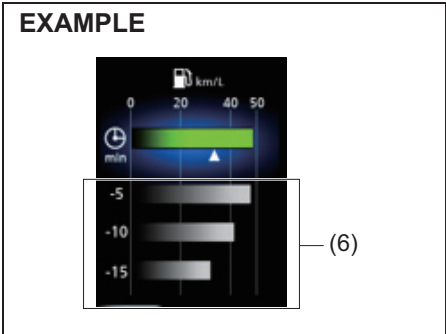
- Reset after refuel: the value of average fuel consumption will be reset automatically by refueling.
- Reset with trip meter A: the value of average fuel consumption will be reset automatically by resetting trip meter A.
- Reset manually: the value of average fuel consumption will be reset by pushing and holding the indicator selector knob (3) when the display indicates the average fuel consumption.

To change the timing to reset the value of average fuel consumption, refer to "Setting mode" in this section.

BEFORE DRIVING

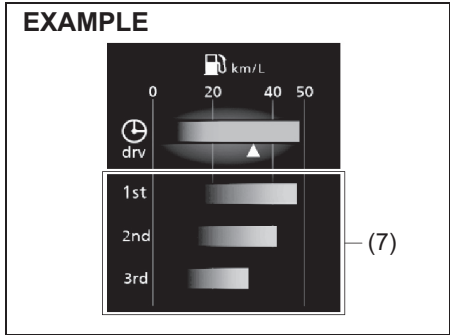
NOTE:
If you add only a small amount of fuel when you select “Reset after refuel”, the average fuel consumption value may not be reset.

(5-minute average fuel consumption)



(6) 5-minute average fuel consumption

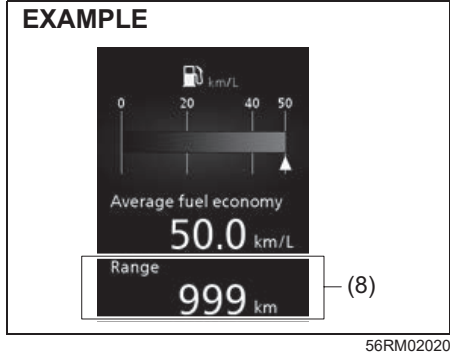
(1-driving cycle average fuel consumption)



(7) 1-driving cycle average fuel consumption

You can check transition of average fuel consumption every 5 minutes from 15 minutes before up to now. Also, you can check transition of average fuel consumption the past 3 driving cycles. Time indication and driving cycle indication can be changed. For details, refer to “Setting mode” in this section.

Driving range



(8) Driving range

If you selected driving range the last time you drove the vehicle, the display indicates “---” for a few seconds and then indicates the current driving range when the ignition is pushed to “ON” mode.

The driving range shown in the display is an indicative unit of the approximate distance you can drive until the fuel gauge indicates “E”, based on current driving conditions and current fuel level in the fuel tank.

When the low fuel warning light comes on, the display “---” will appear. If the low fuel warning light comes on, fill the fuel tank immediately regardless of the value of driving range shown in the display.

BEFORE DRIVING

When you refuel, the driving range is updated. However, if you only add a small amount of fuel, the correct value will not be displayed.

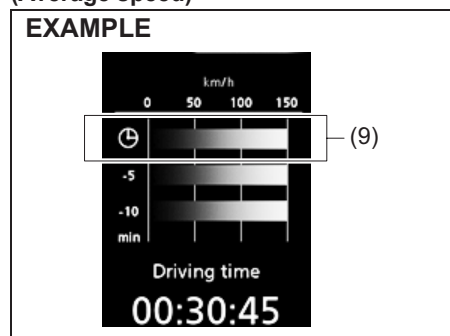
NOTE:

- If you refuel when the ignition mode is "ON", the driving range may not indicate the correct value.
- When you reconnect the negative (-) terminal to the lead-acid battery, the value of driving range will be shown after driving for a period of time.
- If there are substantial changes in the driving pattern or vehicle usage, the displayed range may vary significantly.

Average speed / 5-minute average speed

Average speed from previous reset and 5-minute average speed are shown.

(Average speed)



56RM02021

(9) Average speed

If you selected average speed the last time you drove the vehicle, the display indicates the last value of average speed from previous driving when the ignition is pushed to "ON" mode. Unless you reset the value of average speed, the display indicates the value of average speed which includes average speed during previous driving.

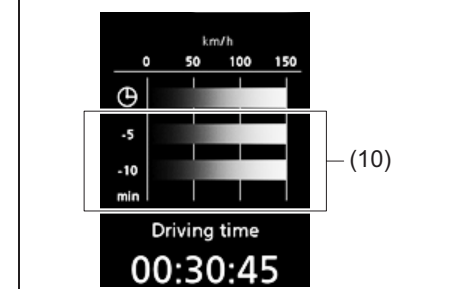
To reset the value of average speed, push and hold the indicator selector knob (3) for about 2 seconds when the display indicates an average speed. The average speed display is reset and then indicates a new average speed after driving for a short time.

NOTE:

When you reconnect the negative (-) terminal to the lead-acid battery, the value of average speed will be shown after driving for a period of time.

(5-minute average speed)

EXAMPLE



56RM02022

(10) 5-minute average speed

You can check transition of 5-minute average speed every 5 minutes from 10 minutes before up to now.

BEFORE DRIVING

Driving time

EXAMPLE



56RM02023

(11) Driving time

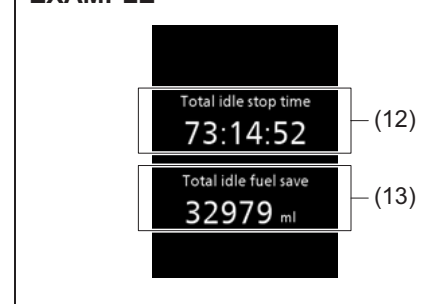
Driving time from previous reset is shown. To reset the driving time, push and hold the indicator selector knob (3) for about 2 seconds when the display indicates a driving time. The display shows “---” and then indicates a new driving time after driving for a short time.

NOTE:

- Disconnection of the lead-acid battery negative (-) terminal will reset the indication of the driving time.
- The indicated maximum value of driving time is 99:59:59. No more than this value will be indicated on the display until you reset the driving time.

Total idling stop time and total idling fuel saved (if equipped)

EXAMPLE



56RM02024

(12) Total idling stop time

(13) Total idling fuel saved

The display shows the total duration (in hours, minutes and seconds) of engine stopping time and the total amount (in milliliters) of fuel conservation by ENG A-STOP system since the indication was reset.

- To reset the total idling stop time and the total idling fuel saved, push and hold the indicator selector knob (3) for a while when the display shows the total idling stop time and the total idling fuel saved.

NOTE:

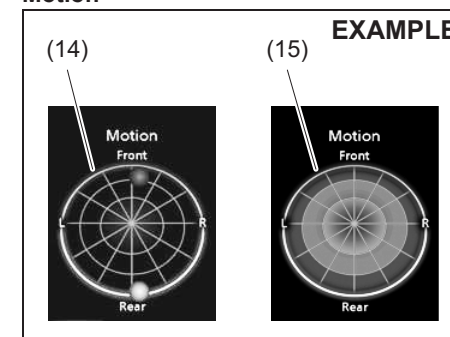
- The indicated maximum value of the total idling stop time is 99:59:59 and this value is fixed until it is reset.

- When you reconnect the negative (-) terminal to the lead-acid battery, the value of the total idling stop time and the total idling fuel saved will be reset.

Clock and date

Date and time are shown. For the setting procedure, refer to “Setting mode” in this section.

Motion



56RM02025

The meter indication is different depending on whether the vehicle is stopped or running.

When driving, real time movement of imaginal G position (center of gravity) is displayed on the globe (14), which is resultant with inertia force.

When stopped, historical data of imaginal G positions applied to the vehicle body

BEFORE DRIVING

during the driving is shown as a graph (15).

G position history graph when the vehicle stopped can be changed to indicate or hide. For details, refer to "Setting mode" in this section.

WARNING

Do not look in the display intensively while driving. Doing so may result in an accident.

NOTE:

- If G position history graph at the vehicle stopped has been set in indication mode, the graph (15) is shown for several seconds when you change the ignition mode to "LOCK" (OFF) after driving.
- The graph is shown approximately and the actual movement may differ.

Torque and power

Present engine torque and power are shown.

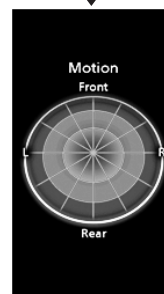
Accelerator and brake (if equipped)

Present accelerator pedal depressing degree and brake line pressure are shown. The display is selectable to indicate or not to indicate. For details, refer to "Setting mode" in this section.

Information shown after driving

When you press the engine switch to change the ignition mode to "LOCK" (OFF), the following information appears for several seconds on the information display.

EXAMPLE



56RM02026

Gear position (for auto gear shift vehicles) / Gearshift Indicator (for manual transmission vehicles)

EXAMPLE



56RM02027

- (1) Gear position
- (2) Manual mode indicator
- (3) Drive mode indicator

Gear position (for auto gear shift vehicles)

The display shows the current gear position (1).

NOTE:

For Auto Gear Shift models, when the gearshift lever position and the gear position indication in the information display are unmatched, the indication will blink and the interior buzzer will sound. Refer to "Auto Gear Shift" in the "OPERATING YOUR VEHICLE" section for details.

Manual mode indicator (for auto gear shift vehicles)

When you are using the manual mode, the display shows the manual mode indicator (2).

BEFORE DRIVING

NOTE:
For Auto Gear Shift models, the manual mode indicator will only appear when the gearshift lever is in “M”.

Drive mode indicator (for auto gear shift vehicles)
When the gearshift lever is in “D”, the display shows the drive mode indicator (3).

For details on how to use the transaxle, refer to “Using transaxle” in the “OPERATING YOUR VEHICLE” section.

Gearshift Indicator (for manual transmission vehicles)
Refer to “Gearshift indicator” in “OPERATING YOUR VEHICLE” section.

Trip meter
The display (E) shows the trip meter.

The trip meter can be used to measure the distance traveled on short trips or between fuel stops.

You can use trip meter A or trip meter B independently.

To reset the trip meter, push and hold the trip meter selector knob for about 2 seconds when the display shows the trip meter.

Odometer
The display (F) shows the odometer.

The odometer records the total distance the vehicle has been driven.

<p>NOTICE</p> <p>Keep track of your odometer reading and check the maintenance schedule regularly for required services. Increased wear or damage to certain parts can result from failure to perform required services at the proper mileage intervals.</p>
--

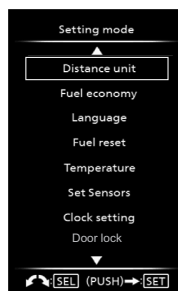
Setting Mode
When the engine switch pushed to “ON” mode, and the vehicle is stationary, you can enter into the setting mode of the information display by pushing and holding the indicator selector knob (3) for more than 3 seconds.

- To select the setting item that you want to change, turn the indicator selector knob (3) left or right.
- To change the setting, push the indicator selector knob (3).

To exit the setting mode, select “Back” and push the indicator selector knob (3).

BEFORE DRIVING

EXAMPLE



56RM02028

NOTE:

The currently selected setting item is surrounded by a frame.

NOTE:

- If you push and hold the indicator selector knob (3) to enter into the setting mode when the display (C) shows average fuel consumption, average speed, driving time, total idling stop time and total idling fuel saved (if equipped), the value will be reset simultaneously. If you do not want to reset the value, push the indicator selector knob quickly to switch the indication of the display.
- If you press the engine switch or start to move the vehicle when the display is in the setting mode, the setting mode will be canceled automatically.

Distance unit

(Odometer / trip meter / driving range / average speed distance unit setting)

You can change the units in which odometer / trip meter / driving range / average speed distance is displayed.

Fuel economy

(Fuel consumption unit setting)

You can change the units that fuel consumption is displayed in.

Language

You can change the language of the information display.

Fuel reset

(Average fuel consumption reset setting)

You can change when the value of average fuel consumption is reset.

Temperature

(Temperature unit setting) (if equipped)

You can change the units that temperature is displayed in.

- To change the temperature unit, select "Temperature" in "Setting mode". Then, select "°C" or "°F".

NOTE:

When you change the units that temperature is displayed in, the automatic heating and air conditioning system temperature display units will be changed automatically.

Set sensors

(Parking sensor setting)

The parking sensor can be switched between the normal mode and trailer mode.

Clock setting

(Adjusting the clock)

- Adjust the clock by selecting "Clock setting" in "Setting mode". Then, select "Adjust clock".
- To change the hour indication, turn the indicator selector knob (3) left or right repeatedly when the hour indication blinks. To change the hour indication quickly, turn and hold the indicator selector knob (3). To set the hour indication, push the indicator selector knob (3) and the minute indication blinks.
- To change the minute indication, turn the indicator selector knob (3) left or right repeatedly when the minute indication blinks. To change the minute indication quickly, turn and hold the indicator selector knob (3). To set the minute indication, push the indicator selector knob (3).

(Selecting 12H/24H format)

- Switch the time indication between 12-hour and 24-hour format by selecting "Clock setting" in "Setting mode". Then, select "12H" or "24H".

BEFORE DRIVING

(Adjusting the date)

- Adjust the date by selecting “Clock setting” in “Setting mode”. Then select “Adjust date”.
- To adjust year, month and day, operate the indicator selector knob (3) in the same way as adjusting the clock.

Door lock (Door lock setting)

(Door unlock)

- All Doors:
Unlock all doors by keyless push start system remote controller or request switch once
- Driver Door:
Unlock all doors by keyless push start system remote controller or request switch twice (default setting)

(Auto lock)

- Manual Lock:
Disable the automatic door locking function
- Speed Syncro:
Lock all doors when the vehicle speed reaches 15 km/h (default setting)

(Auto unlock)

- Syncro Off:
Disable the automatic door unlocking function (default setting for the vehicle with the keyless push start system)
- IG-OFF Sync:
Unlock all doors when the engine switch is pressed to change the ignition mode to LOCK (OFF) (default setting for the

vehicle without the keyless push start system)

(Alarm)

- You can turn off or on the siren sound when the door(s) is(are) locked or unlocked.

Lights

(Lane change setting)

The turn signal and its indicator can be set whether they flash three times even if you return the turn signal control lever immediately after moving it.

Guide me light setting (if equipped)

You can change the lighting time of “To car” function or “To home” function.

Antitheft

(Shock sensor system setting)

You can change the on/off of the shock sensor.

(Shock sensor P setting)

You can adjust the pre-warning sensitivity of shock sensor.

(Shock sensor F setting)

You can adjust the full blast warning sensitivity of shock sensor.

IS A/C (if equipped)

(ENG A-STOP system setting)

- When the automatic air conditioning system is turned ON, you can select one of the following engine auto stop settings.
 - Standard

- Economy
- Comfort

- When “Economy” is selected, compared with “Standard” the engine auto stop condition will occur more frequently, the stop time will be longer, leading to reduction of fuel consumption.
- When “Comfort” is selected, compared with “Standard” the engine auto stop condition will occur less frequently, the stop time will be shorter, leading to more comfortable cabin condition by the air conditioning system.

Display item

(“Calendar dis” setting)

You can select whether you show the calendar on the information display or not.

(“Calendar form” setting)

You can change the calendar form of the information display.

To change the calendar form, select “Calendar form” in “Display item”. Then, select the display order of date, month and year.

(“Fuel eco hist” setting)

Transitional indication of average fuel consumption can be switched to time indication and driving cycle indication.

(“Motion hist” setting) (if equipped)

Indication of G position history graph at the vehicle stopped can be selected to enable or disable.

BEFORE DRIVING

("Idling disp" setting) (if equipped)

Display of ENG A-STOP operation with ignition mode "LOCK" (OFF) is selectable to indicate or not to indicate.

("Idling warn" setting) (if equipped)

You can switch whether the information display shows the warning and indicator messages related to the ENG A-STOP system.

("Pedal op disp" setting) (if equipped)

Display of "Accelerator and brake" is selectable to indicate or not to indicate.

Default

(initialization setting)

If you select "YES" and push the indicator selector knob (3), all settings will be reinitialized.


Warning and Indicator Messages

The display shows warning and indicator messages to let you know about certain vehicle problems.

A tone may also sound to alert you.

If warning and indicator messages appear on the display, follow the messages.

Master warning indicator light



80P0382

When the display shows warning and indicator messages, the master warning indicator light may also blink.





NOTE:

- When the problem that causes a message to appear is corrected, the message will disappear.
- If a message is displayed, and other problems requiring a message to be displayed, the message for each of the problems will be alternately displayed about every 5 seconds.
- When you push and hold the indicator selector knob (3) for about 2 seconds while a message is displayed, the message will disappear temporarily. If the problem that caused the message is not corrected, the message will appear again after 5 seconds.

BEFORE DRIVING




Warning and indicator messages

All model

Warning and indicator message	Master warning indicator light	Sound	Cause and remedy
 52RM21160	Blinks (only while vehicle is in motion) 	Beep (one time from interior buzzer; only while vehicle is in motion)	A door or tailgate is not properly closed. Stop the vehicle in a safe place and close the door or tailgate properly. (#1)
 52RS005	Blinks 	Continuous beep (from interior buzzer)	The parking brake is not released. Stop the vehicle in a safe place and release the parking brake.


(#1) This message will disappear after a while even if the problem that caused the message to appear is not corrected.

BEFORE DRIVING

Warning and indicator message	Master warning indicator light	Sound	Cause and remedy
 52RM21170	Blinks 	Continuous beep (from interior buzzer)	The headlights and/or the position lights are left ON when the ignition switch is in "LOCK" position or the ignition switch in "LOCK (OFF)" mode and the driver door is opened. Turn them OFF.
 52RM21180	Off	Beep (one time from interior buzzer)	Fuel is low. Refill it immediately. (#1)

(#1) This message will disappear after a while even if the problem that caused the message to appear is not corrected.



BEFORE DRIVING

Warning and indicator message	Master warning indicator light	Sound	Cause and remedy
 52RM21190	Off	Off	The road may be icy. Drive very carefully. (#1)

(#1) This message will disappear after a while even if the problem that caused the message to appear is not corrected.





BEFORE DRIVING

Vehicle with keyless push start system




Warning and indicator message	Master warning indicator light	Sound	Cause and remedy
 52RM21210	Off	Off	This message is displayed when "ACC" position is selected as the ignition mode. (#1)
 52RM21220	Off	Off	The brake pedal (for auto gear shift model) or the clutch pedal (for manual transmission models) is depressed. Press the engine switch to start the engine.

(#1) This message will disappear after a while even if the problem that caused the message to appear is not corrected.




BEFORE DRIVING

Warning and indicator message	Master warning indicator light	Sound	Cause and remedy
 <p>SERVICE STEERING LOCK SYSTEM</p> <p>52RM21230</p>	<p>Blinks</p> 	<p>Beep (one time from interior buzzer)</p>	<p>There is a problem with the steering lock system. Have your vehicle inspected by a Maruti Suzuki authorised workshop.</p>
 <p>SERVICE START SYSTEM</p> <p>52RM21240</p>	<p>Blinks</p> 	<p>Beep (one time from interior buzzer)</p>	<p>There is a problem with the immobilizer/keyless push start system. Also, the vehicle lead-acid battery voltage may be decreased. When the message is displayed even if you start the engine with normal voltage of the vehicle lead-acid battery, have your vehicle inspected by a Maruti Suzuki authorised workshop.</p>

BEFORE DRIVING



Warning and indicator message	Master warning indicator light	Sound	Cause and remedy
<div><p>KEY FOB NOT DETECTED</p><p>52RM21250</p></div> <div><p>PLACE KEY FOB ON START SWITCH</p><p>52RM21260</p></div>	<p>Blinks</p> 	<p>By certain conditions, some kind of sound you will hear from interior and/or exterior of the vehicle.</p>	<p>The remote controller may be outside the vehicle or its battery may have become discharged. Locate the remote controller or touch the engine switch with the remote controller. If the message still appears, replace the remote controller battery.</p>

BEFORE DRIVING

Warning and indicator message	Master warning indicator light	Sound	Cause and remedy
 52RM21270	Off	Off	This message is displayed when “ON” position is selected as the ignition mode. (#1)
 55RM02048	Blinks 	Beep (one time from interior buzzer)	The steering lock is not disengaged. While lightly turning the steering wheel in both directions, press the engine switch again.


(#1) This message will disappear after a while even if the problem that caused the message to appear is not corrected.

BEFORE DRIVING

Warning and indicator message	Master warning indicator light	Sound	Cause and remedy
 <p>KEY FOB LOW BATTERY</p> <p>52RM21290</p>	Off	Off	The remote controller battery is about to become flat. Replace the battery. (#1)
<p>Manual transmission</p>  <p>PRESS BRAKE AND CLUTCH TO START</p> <p>52RM21300</p>	Off	Off	The engine switch is pressed without depressing the brake and clutch pedals. Try again as instructed by the message.





(#1) This message will disappear after a while even if the problem that caused the message to appear is not corrected.

BEFORE DRIVING

Warning and indicator message	Master warning indicator light	Sound	Cause and remedy
<div>Auto Gear Shift</div> <div><p>56RM02030</p></div> <div>The icon shows a gear shift lever with 'N' and an upward arrow, a brake pedal with an upward arrow, and a gear shift lever with a downward arrow. Below the icons, the text reads: 'PRESS BRAKE SHIFT TO N TO START'.</div>	Off	Off	The engine switch is pressed with the gear-shift lever in a position other than “N” and depressing the brake pedal. Try again as instructed by message.

BEFORE DRIVING


Vehicle with ESP® system

Warning and indicator message	Master warning indicator light	Sound	Cause and remedy
 <p>52RM21340</p>	<p>Blinks</p> 	<p>Beep (one time from interior buzzer)</p>	<p>There may be a problem with ESP® system. Have your vehicle inspected by a Maruti Suzuki authorised workshop.</p>
<p>Hill hold control system</p>  <p>52RM21350</p>	<p>Blinks</p> 	<p>Beep (one time from interior buzzer)</p>	<p>There may be a problem with hill hold control system (if equipped). Have your vehicle inspected by a Maruti Suzuki authorised workshop.</p>

- Information display also indicates warning and indicator messages related to the parking sensor system. For information on these messages, refer to “Parking sensors” in “OPERATING YOUR VEHICLE” section.

Warning and indicator lights

Brake system warning light



82K170

Three different types of operations exist depending on the vehicle's specification.

- The light comes on briefly when the ignition switch is turned to "ON" position or the engine switch is pressed to change the ignition mode to "ON".
- The light comes on when the parking brake is engaged with the ignition switch in "ON" position or the ignition mode is "ON".
- The light comes on under either or both of above two conditions.

The light also comes on when the fluid in the brake fluid reservoir falls below the specified level.

The light should go out after starting the engine and fully releasing the parking brake, if the fluid level in the brake fluid reservoir is adequate.

The light also comes on together with the ABS warning light when the rear brake

force control function (proportioning valve function) of the ABS system fails.

If the brake system warning light comes on while you are driving the vehicle, it may mean that there is something wrong with the vehicle's brake system.

If this happens:

- 1) Pull off the road and stop carefully.

⚠ WARNING

Remember that stopping distance may be longer, you may have to push harder on the pedal, and the pedal may go down farther than normal.

- 2) Test the brakes by carefully starting and stopping the vehicle on the shoulder of the road.
- 3) If you determine that it is safe, drive the vehicle cautiously at low speed to the nearest an authorised Maruti Suzuki workshop for repairs or tow the vehicle to the nearest an authorised Maruti Suzuki workshop for repairs.

⚠ WARNING

If any of the following conditions occur, you should immediately ask an authorised Maruti Suzuki workshop to inspect the brake system.

- If the brake system warning light does not go out after the engine has been started and the parking brake has been fully released.
- If the brake system warning light does not come on when the ignition switch is turned to "ON" position or the engine switch is pressed to change the ignition mode to "ON".
- If the brake system warning light comes on at any time during vehicle operation.

NOTE:

Because the brake system is self-adjusting, the fluid level will drop as the brake pads become worn. Replenishing the brake fluid reservoir is considered normal periodic maintenance.


NOTE:

Parking brake reminder buzzer

A buzzer sounds intermittently to remind you to release the parking brake if you start the vehicle without releasing the parking brake. Check that the parking brake is fully released and the brake system warning light turns off.

BEFORE DRIVING

Anti-lock brake system (ABS) warning light



65D529

When the ignition switch is turned to "ON" position or the engine switch is pressed to change the ignition mode to "ON", this light comes on briefly so you can check that the light is working.

If the light stays on or comes on when driving, there may be something wrong with the ABS.

If this happens:

- 1) Pull off the road and stop carefully.
- 2) Turn the ignition switch to "LOCK" or change the ignition mode to "LOCK" (OFF) by pressing the engine switch and then start the engine again.

If the warning light comes on briefly and then turns off, the system is normal. If the warning light still stays on, something is wrong with the system.

If the light and the brake system warning light stay on or come on simultaneously when driving, your ABS system is equipped with the rear brake force control function (proportioning valve function) and there may be something wrong with both

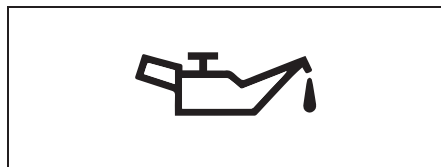
the rear brake force control function and the anti-lock function of the ABS system.

If one of the above occurs, have the system inspected by an authorised Maruti Suzuki workshop.

If the ABS becomes inoperative, the brake system will function as an ordinary brake system that does not have this ABS system.

For details of ABS system, refer to "Anti-lock brake system (ABS)" in "OPERATING YOUR VEHICLE" section.

Oil pressure light



50G051

When the ignition switch is turned to "ON" position or the engine switch is pressed to change the ignition mode to "ON", this light comes on. When the engine is started, the light goes out. The light will come on and remain on if there is insufficient oil pressure. If the light comes on when driving, pull off the road as soon as you can and stop the engine.

Check the oil level and add oil if necessary. If there is enough oil, the lubrication system should be inspected by an authorised

Maruti Suzuki workshop before you drive the vehicle again.

NOTICE

- If you operate the engine with this light on, severe engine damage can result.
- Do not rely on the oil pressure light to indicate the need to add oil. Periodically check the engine oil level.

ESP® Warning Light (if equipped)



56RM02033

ESP® is a registered trademark of Daimler AG.

This light blinks 5 times per second when one of the following systems is activated.

- Stability control system
- Traction control system

If this light blinks, drive carefully.

When the ignition is pushed to "ON" mode, the light comes on briefly so you can check that the light is working. If the light stays on or comes on when driving, there may be something wrong with the ESP® systems

BEFORE DRIVING

(other than ABS). You should have the system inspected by a Maruti Suzuki authorised workshop.

For details of the ESP® systems, refer to "Electronic Stability Program (ESP®) (if equipped)" in "OPERATING YOUR VEHICLE" section.

WARNING

The ESP® systems cannot prevent accidents. Always drive carefully.

ESP® OFF Indicator Light (if equipped)



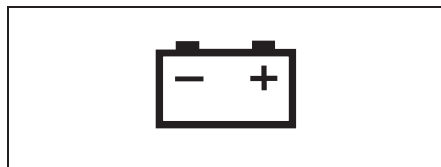
56RM02034

When the ignition is pushed to "ON" mode, this light comes on briefly so you can check that the light is working.

When the ESP® OFF switch is pushed to turn off the ESP® systems (other than ABS), the ESP® OFF indicator light comes on and stays on.

For details of the ESP® systems, refer to "Electronic Stability Program (ESP®) (if equipped)" in "OPERATING YOUR VEHICLE" section.

Charging light



50G052

When the ignition switch is turned to "ON" position or the engine switch is pressed to change the ignition mode to "ON", this light comes on. When the engine is started, the light goes out. The light will come on and remain on if there is something wrong with the battery charging system. If the light comes on when the engine is running, the charging system should be inspected immediately by an authorised Maruti Suzuki workshop.

Seat belt reminder light



60G049

When the driver and/or passenger (front passenger and/or rear passenger*) do(do) not buckle his or her seat belt, this light will come on and/or blink. For details about the seat belt reminder, refer to "Seat Belts and Child Restraint Systems" in this section.

*: If equipped

AIRBAG light



63J030

When the ignition switch is turned to "ON" position or the engine switch is pressed to change the ignition mode to "ON", this light blinks or comes on for several seconds so you can check that the light is working.

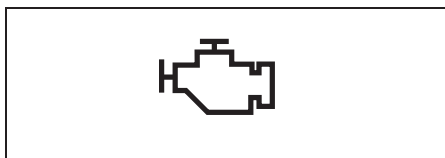
The light will come on and stay on if there is a problem in the air bag system or the seat belt pretensioner system.

BEFORE DRIVING

WARNING

If AIR BAG light does not blink or come on briefly when the ignition switch is turned to "ON" position or the engine switch is pressed to change the ignition mode to "ON", stays on for more than 10 seconds, or comes on while driving, the air bag system or the seat belt pretensioner system may not work properly, which could result in serious injury in the event of a crash. Have both systems inspected by an authorised Maruti Suzuki workshop.

Malfunction indicator light



65D530

Your vehicle has a computer-controlled emission control system. A malfunction indicator light is provided on the instrument cluster to indicate when it is necessary to have the emission control system serviced. When the ignition switch is turned to "ON" position or the engine switch is pressed to change the ignition mode to "ON", this light comes on. When the engine is started, the light goes out.

If the malfunction indicator light comes on or blinks when the engine is running, there is a damage in the emission control system. Bring the vehicle to an authorised Maruti Suzuki workshop to have the damage fixed.

Also, if this light comes on when the engine is running, there is a problem with the Auto Gear Shift system. Ask an authorised Maruti Suzuki workshop to have the system inspected.

NOTICE

Continuing to drive the vehicle when the malfunction indicator light is on or blinking can cause permanent damage to the vehicle's emission control system, and can affect fuel economy and driveability.

Transaxle warning light (if equipped)



80J219

When the ignition switch is turned to "ON" position or the engine switch is pressed to change the ignition mode to "ON", this light

comes on for several seconds so you can check that the light is working.

If this light comes on when the engine is running, there is a problem with the Auto Gear Shift system. Ask an authorised Maruti Suzuki workshop to have the system inspected.

NOTE:

If the Auto Gear Shift clutch temperature becomes too high, this light will blink. Stop the vehicle in a safe place and let the system cool down.

Immobilizer/keyless push start system warning light



80JM122

When the ignition switch is turned to "ON" position or the engine switch is pressed to change the ignition mode to "ON", this light comes on briefly so you can check that the light is working. If this light stays on or blinks, there is a problem with the system.

If this light still stays on even if you start the engine with normal voltage of the vehicle battery, ask an authorised Maruti Suzuki workshop to have the system inspected.

BEFORE DRIVING

Open door warning light



54G391

This light remains on until all doors are completely closed.

If any door is open when the vehicle is moving, a ding sounds to remind you to close all doors completely.

Low fuel warning light



54G343

If this light comes on, refuel the fuel tank as soon as possible.

When this light comes on, a ding sounds once to remind you to refuel.

If you do not refuel, a ding sounds every time when the ignition switch is turned to "ON" position or the engine switch is pressed to change the ignition mode to "ON".

NOTE:

The activation point of this light varies depending on road conditions (for example, slope or curve) and driving conditions because of fuel movement in the tank.

Electric power steering light



79J039

When the ignition switch is turned to "ON" position or the engine switch is pressed to change the ignition mode to "ON", this light comes on. When the engine is started, the light goes out.

If this light comes on while driving, the power steering system may not work properly. Have the system inspected by an authorised Maruti Suzuki workshop.

NOTE:

The following steering wheel operations may gradually take more effort while parking or driving at a very low speed. This is not a malfunction of the steering system, but the power steering control system limits the power assist in order to prevent it from overheating.

- *The steering wheel is operated very often.*

- *The steering wheel is kept in a fully turned position for a long while.*

When the power steering control system cools down, the power steering system will return to its original condition.

However, repeating these operations could cause damage to the power steering system.


NOTE:

If the power steering system does not work properly, it will require greater effort to steer, but you still will be able to steer.

NOTE:

If the steering is operated, you may hear noise caused by electric power steering operation. This is normal and indicates that the power steering system works properly.

Engine coolant temperature warning light



54G344

When the ignition switch is turned to "ON" position or the engine switch is pressed to change the ignition mode to "ON", this light comes on briefly so you can check that the light is working.

BEFORE DRIVING

This indicator has the following two following functions.

Low engine coolant temperature light (blue color)

This light stays on while the engine is still cold and goes off when the engine has warmed up.

If this light blinks, there is a problem with the system. Have your vehicle inspected by an authorised Maruti Suzuki workshop.

High engine coolant temperature warning light (red color)

If this light blinks while driving, it means the engine is running hot. Avoid driving conditions that may lead to actual overheating. If the light stays on without blinking, then the engine is overheating. Follow the instructions in "Engine trouble: Overheating" of "EMERGENCY SERVICE" section.

NOTICE

Continuing to drive the vehicle when engine overheating is indicated can result in severe engine damage.

Turn signal indicators



50G055

When you turn on the left or right turn signals, the corresponding green arrow on the instrument cluster will flash along with the respective turn signal lights. When you turn on the hazard warning switch, both arrows will flash along with all of the turn signal lights.

NOTE:

If any abnormality of the turn signals is observed, such as fast blinking, there may be malfunction in the turn signal system. Ask your Maruti Suzuki authorised workshop to inspect the system.

Main beam (high beam) indicator light



50G056

This indicator comes on when headlight main beams (high beams) are turned on.

Illumination indicator light (if equipped)



64J045

This indicator light comes on while the position lights, tail light and/or the headlights are on.

Front fog light indicator light (if equipped)



68PM00268

The front fog light indicator light comes on when the front fog light operates.

BEFORE DRIVING


Steering lock indicator light (if equipped)



56RH00247

If this light comes on, the steering lock is not disengaged. While lightly turning the steering wheel in both directions, press the engine switch again.

“PUSH” indicator light (if equipped)



82K174

If this light comes on when depressing the brake pedal for Auto Gear Shift vehicles, or the clutch pedal for manual transaxle vehicles, you can start the engine.

“ACC” indicator light (if equipped)



82K097

This light comes on when the ignition mode is “ACC”.

Ignition “ON” indicator light (if equipped)



82K098

This light comes on when the ignition mode is “ON” with the engine off.

ENG A-STOP Indicator Light (if equipped)



56RM02035

When the ignition switch is turned to “ON” position or the engine switch is pressed to change the ignition mode to “ON”, this light

comes on briefly so you can check that the light is working

When the engine stops automatically, this light comes on.

For details, refer to “ENG A-STOP System (Engine Auto Stop Start System)” in “OPERATING YOUR VEHICLE” section.

ENG A-STOP OFF Light (if equipped)



56RM02036

When the ignition switch is turned to “ON” position or the engine switch is pressed to change the ignition mode to “ON”, this light comes on briefly so you can check that the light is working.


When you push the ENG A-STOP OFF switch, this light comes on.

If this light blinks when driving, there may be something wrong with the ENG A-STOP system. You should have the system inspected by a Maruti Suzuki authorised workshop.

For details, refer to “ENG A-STOP System (Engine Auto Stop Start System)” in “OPERATING YOUR VEHICLE” section

BEFORE DRIVING

Cruise control indicator light (if equipped)



64MM02015

When the cruise control is on, this light will be on.

“SET” indicator light (if equipped)



65D474

When a cruising speed of the cruise control is set, this light will be on.

Depress brake pedal indicator (if equipped)



76MH0A047

Refer to “Auto Gear Shift” in the “OPERATING YOUR VEHICLE” section for details.

Lighting control lever

EXAMPLE



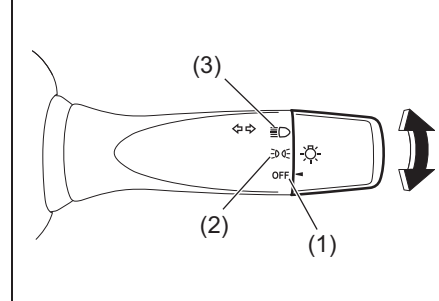
65D611S

⚠ WARNING

To avoid possible injury, do not operate controls by reaching through the steering wheel.

Lighting operation

EXAMPLE



55RM02041

To turn the lights on or off, twist the knob on the end of the lever. There are three positions:

OFF (1)

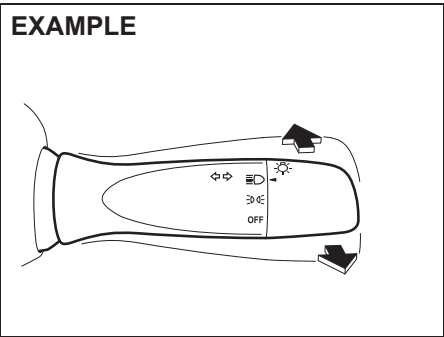
All lights are off.

☞☞ (2)

Front position lights, tail lights, license plate light and instrument lights are on, but headlights are off.

☞☞☞ (3)

Front position lights, tail lights, license plate light, instrument lights and headlights are on.



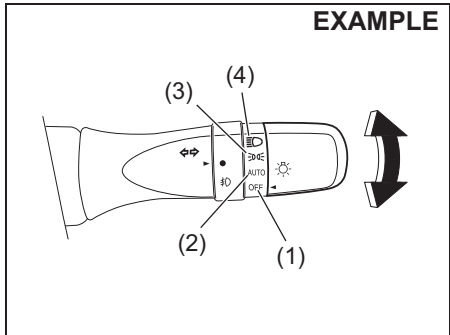
55RM02042

With the headlights on, push the lever forward to switch to the high beams (main beams) or pull the lever toward you to switch to the low beams. When the high beams (main beams) are on, a light on the instrument cluster will come on. To momentarily activate the high beams (main beams) as a passing signal, pull the lever slightly toward you and release it when you have completed the signal.

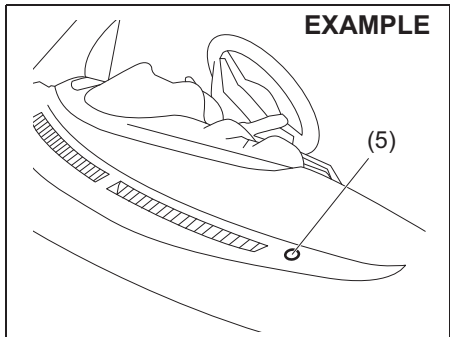
NOTICE

Do not leave the headlamp ON in any position when the engine is not running, or the battery will discharge rapidly.

**Automatic light operation
(if equipped)**



56RH00250



56RH00251

To turn the lights on or off, twist the knob on the end of the lever. There are four positions:

OFF (1)

All lights are off.

AUTO (2)

This function works when the engine switch is pressed to change the ignition mode to "ON". The headlights and position lights are turned on and off automatically according to the amount of outside light detected by a sensor. They go out automatically when you change the ignition mode to "ACC" or "LOCK" (OFF) by pressing the engine switch.

The light sensor (5) for sensing the amount of outside light is installed on the passenger's seat side instrument panel.

CAUTION

If the light sensor area of the windshield is covered with mud, ice, or other similar substances, the headlights and position lights may be turned on even when it is still light outside.

Before removing such substances from the windshield, always set the wiper control lever to the "OFF" position. If the lever is left in the "AUTO" position, the wipers could unexpectedly operate and cause injury, and could also be damaged.

BEFORE DRIVING

NOTE:

- Avoid covering the light sensor area of the windshield with a sticker. The sticker may impair the performance of the sensor and make the system unable to control operation of the lights correctly.
- If you changed the ignition mode to "ON" by pressing the engine switch and "AUTO" position remains selected, the headlights and position lights come on automatically as it gets dark outside, even with the engine not running. Leaving the lights lit for a long time may lead to a completely discharged battery.

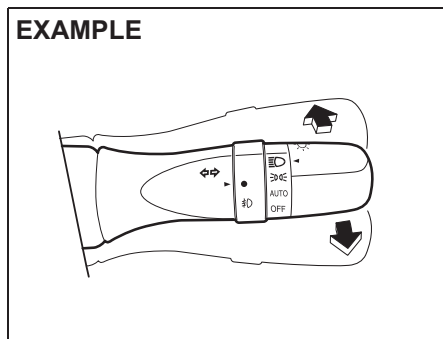
☞ (3)

Front position lights, tail lights, license plate light and instrument lights are on, but headlights are off.

☞ (4)

Front position lights, tail lights, license plate light, instrument lights and headlights are on.

EXAMPLE



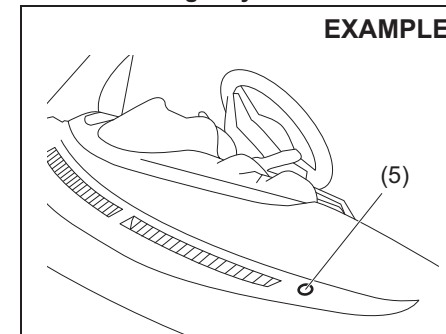
With the headlights on, push the lever forward to switch to the high beams (main beams) or pull the lever toward you to switch to the low beams. When the high beams (main beams) are on, a light on the instrument cluster will come on. To momentarily activate the high beams (main beams) as a passing signal, pull the lever slightly toward you and release it when you have completed the signal.

NOTICE

Do not leave the headlamp ON in any position when the engine is not running, or the battery will discharge rapidly.

Auto-on headlight system

EXAMPLE



The auto-on headlight system automatically turns on all lights that are operated by the lighting control lever on the steering column, when the following three conditions are all met.

Conditions for auto-on headlight system operation:

- 1) It is dark around the light sensor (5).
- 2) The lighting control lever is in "AUTO" position.
- 3) You press the engine switch to change the ignition mode to "ON".

This system is activated by a signal from the light sensor (5) on the passenger side of instrument panel. Do not cover the sensor (5). Otherwise, the system will not work correctly.

BEFORE DRIVING

Your vehicle's lighting system is controlled by two main systems: the lighting switch and the auto-on headlight system (when the lighting switch is in "AUTO" position). The two systems work together to operate your lights as shown in the following chart:

ON: Lights ON
LIGHT: When it is light around the light sensor (5).
DARK: When it is dark around the light sensor (5).

Lighting switch position	Main lights to be operated	Ignition mode "LOCK" (OFF) or "ACC"		Ignition mode "ON"	
		LIGHT	DARK	LIGHT	DARK
(1) OFF	Position lights, Tail lights	—	—	—	—
	Headlights	—	—	—	—
(2) AUTO	Position lights, Tail lights	—	—	—	ON
	Headlights	—	—	—	ON
(3) 3000	Position lights, Tail lights	ON	ON	ON	ON
	Headlights	—	—	—	—
(4) 3000	Position lights, Tail lights	ON	ON	ON	ON
	Headlights	ON	ON	ON	ON

BEFORE DRIVING

WARNING

It takes about 5 seconds for the light sensor to react to a change in lighting conditions. To help avoid an accident due to reduced visibility, turn on your headlights before driving into a tunnel, parking structure, etc.

NOTE:

The light sensor reacts even to infrared rays, so it may operate incorrectly when there are strong infrared rays.

Light reminder buzzer

The interior buzzer continuously beeps if you open the driver's door without turning off the headlights and position lights. This function is triggered under the following condition:

The headlights and/or position lights are on even after the ignition switch is turned to "OFF", or the engine switch is pressed to change the ignition mode to "LOCK" (OFF).

The buzzer stops sounding when you turn off the headlights and position lights.

Daytime running light (D.R.L.) system (if equipped)

When the engine is started, the daytime running lights are turned on by this system.

Conditions for D.R.L. system operation

- 1) The engine is running.
- 2) Headlights and front fog light (if equipped) are off.

NOTE:

Brightness of the daytime running lights is different from the brightness of the position lights, but it is not a malfunction.

Guide me light (vehicle with automatic lights operation)

Guide me light has two functions of "To home" and "To car" for improving your visibility in the dark.

"To home" function

Even after you leave the car, the ground will be illuminated for a short while with this function. You can turn on the front position lights and the headlights in the low beam setting for about 10 seconds after the engine switch is pressed to change the ignition mode to "LOCK" (OFF).

To set the function:

- 1) Turn the lighting switch to "AUTO" position.
- 2) Press the engine switch to change the ignition mode to "LOCK" (OFF).

- 3) Pull the lighting control lever toward you once and open the driver's side door within 60 seconds. Or pull the lighting control lever toward you once while the driver side door is open.

To cancel the function:

Perform any of the following operations.

- Pull the lighting control lever toward you once.
- Change the ignition mode to "ACC" or "ON" by pressing the engine switch.
- Turn the lighting switch to any other position than "AUTO" position.

NOTE:

- *When the "To home" is functioning, the front fog lights and the headlights (high beam) are not turned on.*
- *Lighting time of the "To home" function can be changed on the information display. Refer to "Information display" in this section.*

"To car" function

Before you get in the vehicle, the ground will be illuminated for a short while to easily lead the driver to the vehicle. If UNLOCK button of the keyless push start system remote controller is pressed while the lighting switch is positioned in "AUTO", the front position lights and the headlights in the low beam are turned on for 10 seconds.

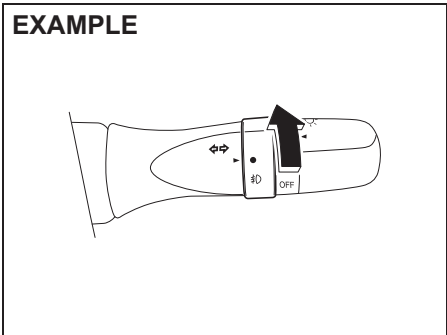
BEFORE DRIVING

- To cancel the function:
Perform any of the following operations.
- Lock the doors by using the keyless push start system remote controller or the request switch, or the key in the driver's door lock.
 - Change the ignition mode to "ACC" or "ON" by pressing the engine switch.
 - Turn the lighting switch to any other position than "AUTO" position.

NOTE:

- When the "To car" is functioning, the front fog lights and the headlights (high beam) are not turned on.
- Lighting time of the "To car" function can be changed on the information display. Refer to "Information display" in this section.

Front fog light switch (if equipped)

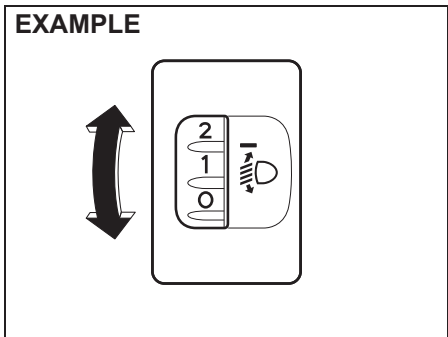


56RH00253

To turn the front fog light on, twist the knob as shown in the illustration with the position lights, tail lights and/or the headlights are on. When the front fog light is on, an indicator light on the instrument cluster will come on.

NOTE:
In some countries the lighting operation may be different from the above description according to local regulations.

Headlight leveling switch



75RM008

Level the headlight beam according to the load condition of your vehicle by turning this switch. The chart shows the appropriate switch position for different vehicle load conditions.

BEFORE DRIVING

Vehicle with the halogen headlights

Vehicle Load Condition	Switch Position
Driver only	0
Driver + 1 passenger (in front seat)	0
Driver + 4 passengers, no cargo	2
Driver + 4 passengers, cargo added	2.5
Driver + full cargo	3.5

Vehicle with the LED headlights

Vehicle Load Condition	Switch Position
Driver only	0
Driver + 1 passenger (in front seat)	0
Driver + 4 passengers, no cargo	2
Driver + 4 passengers, cargo added	2.5
Driver + full cargo	3.5

Vehicle with the halogen headlights (for CNG Models)

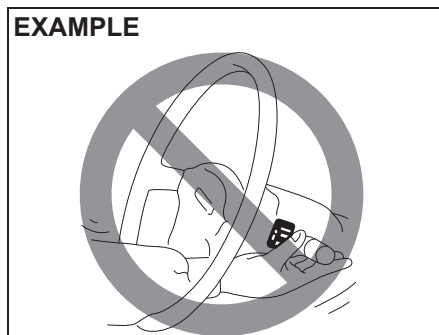
Vehicle Load Condition	Switch Position
Driver only	0
Driver + 1 passenger (in front seat)	0
Driver + 4 passengers, no cargo	1.0
Driver + 4 passengers, cargo added*	NA
Driver + full cargo*	NA

NA= Not Applicable

*- In case of CNG, luggage cannot be placed in trunk.

Turn signal control lever

EXAMPLE



65D611S

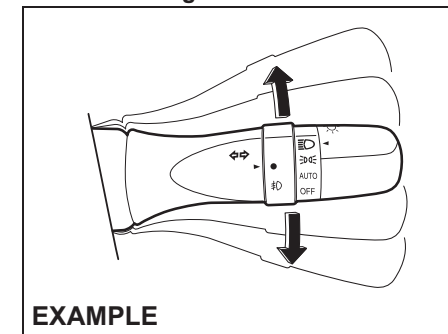
⚠ WARNING

To avoid possible injury, do not operate controls by reaching through the steering wheel.

Turn signal operation

With the ignition switch in “ON” position or the ignition mode “ON”, move the lever upward or downward to activate the right or left turn signals.

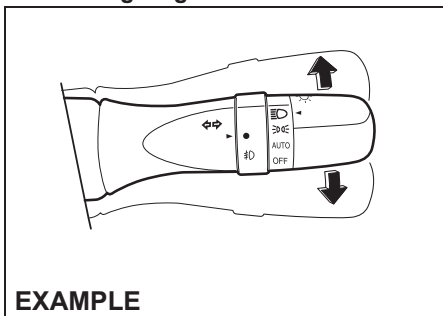
Normal turn signal



56RH00255

Move the lever all the way upward or downward to signal. When the turn is completed, the signal will cancel and the lever will return to its normal position.

Lane change signal



EXAMPLE

Move the lever partially upward or downward to turn right or left and hold the lever in the moved position.

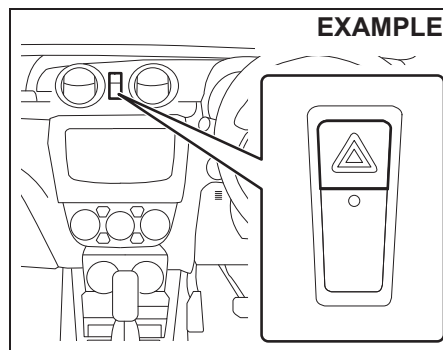
- The turn signal and its indicator flash while the lever is held at the moved position.

The turn signal and its indicator flash 3 times even if you returned the lever immediately after the activation.

NOTE:

- The turn signal and its indicator can be set whether they flash 3 times after the turn signal lever is returned via the information display. Refer to "Information display" in this section.
- You can customize the setting for the number of flashing times of the turn signal and its indicator (1 to 4 times). Please ask an authorised Maruti Suzuki workshop for the customization.

Hazard warning switch

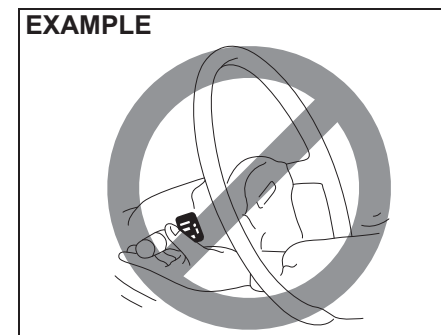


55RM02044

Push the hazard warning switch to activate the hazard warning lights. All turn signal lights and both turn signal indicators will flash simultaneously. To turn off the lights, push the switch again.

Use the hazard warning lights to warn other drivers of possible risk of traffic hazard when you park your vehicle in case of emergency.

Windshield wiper and washer lever



57L21128

⚠ WARNING

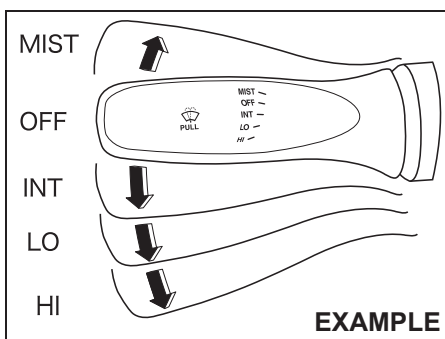
To avoid possible injury, do not operate controls by reaching through the steering wheel.

BEFORE DRIVING

Wiper and washer operation

When the ignition switch is in "ON" position or the ignition mode is "ON", you can use the wiper/washer lever.

Windshield wipers

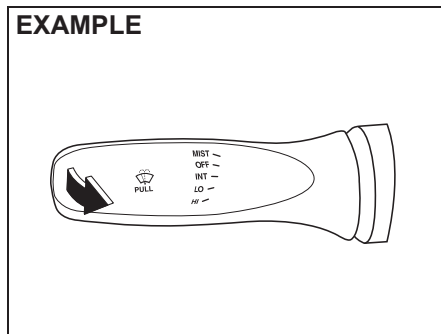


To turn the windshield wipers on, move the lever down to one of the three operating positions. In "INT" position, the wipers operate intermittently. The "INT" position is very convenient for driving in mist or light rain. In "LO" position, the wipers operate at a steady low speed. In "HI" position, the wipers operate at a steady high speed. To turn off the wipers, move the lever back to "OFF" position.

Move the lever up and hold it to "MIST" position, the windshield wipers will turn on continuously at low speed.

Windshield washer

EXAMPLE



To spray windshield washer fluid, pull the lever toward you. The windshield wipers will automatically turn on at low speed if they are not already on and your vehicle is equipped with "INT" position.

WARNING

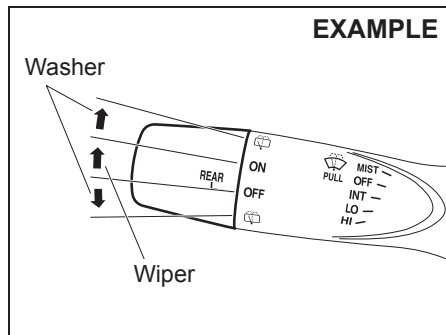
- To prevent windshield icing in cold weather, turn on the defroster to heat the windshield before and during windshield washer use.
- Do not use radiator antifreeze in the windshield washer reservoir. It can severely impair visibility when sprayed on the windshield, and can also damage your vehicle's paint.

NOTICE

To help prevent damage to the windshield wiper and washer system components, you should take the following precautions:

- Do not continue to hold in the lever when there is no windshield washer fluid being sprayed or the washer motor can be damaged.
- Do not attempt to remove dirt from a dry windshield with the wipers or you can damage the windshield and the wiper blades. Always wet the windshield with washer fluid before operating the wipers.
- Clear ice or packed snow from the wiper blades before using the wipers.
- Check the washer fluid level regularly. Check it often when the weather is bad.
- Fill a reservoir to 3/4 level with washer fluid for its expansion, if temperature falls low enough to freeze the fluid.

Rear window wiper/ Washer switch (if equipped)



66RH039

To turn the rear wiper on, twist the rear wiper switch on the end of the lever forward to "ON" position. To turn the rear wiper off, twist the switch rearward to "OFF" position.

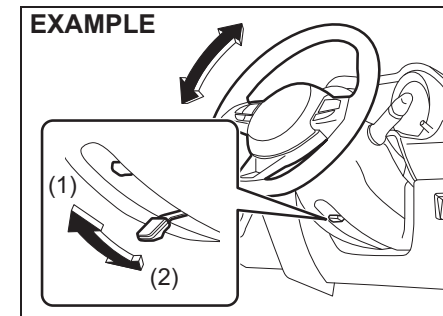
With the rear wiper in "OFF" position, twist the switch rearward and hold it there to spray window washer fluid.

With the rear wiper in "ON" position, turn the switch forward and hold it there to spray window washer fluid.

NOTICE

Clear ice or snow from the rear window and rear wiper blade before using the rear wiper. Accumulated ice or snow could prevent the wiper blade from moving, causing damage to the wiper motor.

Tilt steering lock lever



55RM02045

- (1) LOCK
- (2) UNLOCK

The lock lever is located under the steering column. To adjust the steering wheel height:

- 1) Push down the lock lever to unlock the steering column.
- 2) Adjust the steering wheel to the desired height and lock the steering column by pulling up the lock lever.
- 3) Try moving the steering wheel up and down to check that it is securely locked in position.

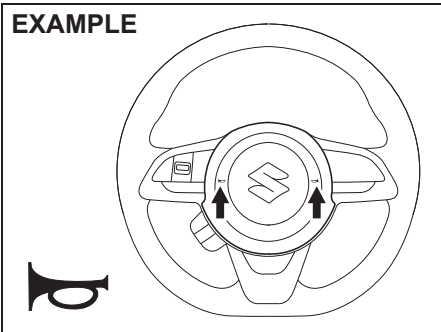
⚠ WARNING

Never attempt to adjust the steering wheel while the vehicle is moving or you could lose control of the vehicle.

BEFORE DRIVING

Horn

EXAMPLE



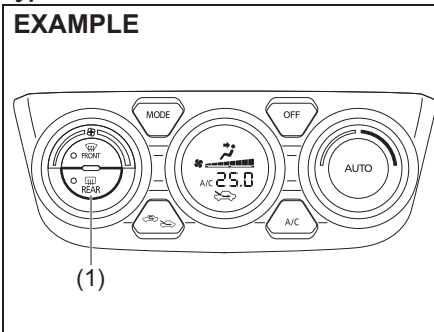
56RH00261

Press the horn button of the steering wheel to sound the horn. The horn will sound with the ignition switch in any position or any ignition mode.

Heated rear window switch (if equipped)

Type A

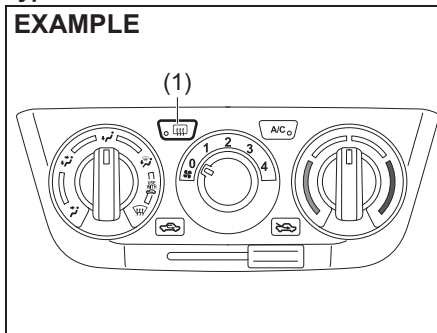
EXAMPLE



55RM02046

Type B

EXAMPLE



56RH00273

When the rear window is misted, push this switch (1) to clear the window.

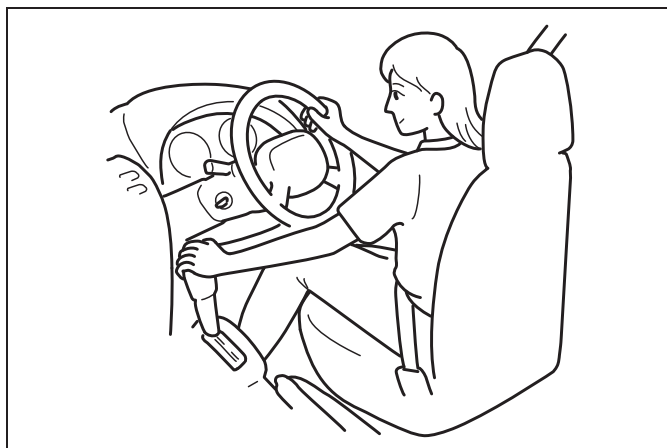
An indicator light will come on when the defogger is on. The defogger will work only when the engine is running. To turn off the defogger, push the switch (1) again.

NOTICE

The heated rear window use a large amount of electricity. Turn off the switch after the window and mirrors have become clear.

NOTE:

- The defogger will work only when the engine is running.
- The defogger will automatically turn off after the defogger remains on for 15 minutes to prevent discharging of the battery.



60G408

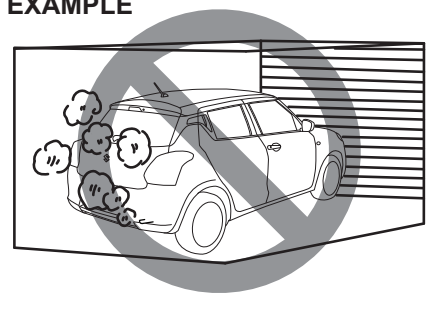
OPERATING YOUR VEHICLE

Exhaust gas warning	3-1
Daily inspection checklist	3-1
Engine oil consumption	3-2
Ignition switch (vehicle without keyless push start system)	3-3
Engine switch (vehicle with keyless push start system)	3-5
Keyless push start system (if equipped)	3-6
Parking brake lever	3-9
Pedal	3-10
Starting engine (vehicle without keyless push start system)	3-11
Starting engine (vehicle with keyless push start system)	3-12
Using transaxle	3-15
Gearshift Indicator (if equipped)	3-25
ENG A-STOP System (Engine Auto Stop Start System) (if equipped)	3-27
Cruise Control (if equipped)	3-36
Setting Cruising Speed	3-36
Parking sensors	3-38
Rearview camera (if equipped)	3-43
Braking	3-46
Electronic Stability Program (ESP®) (if equipped)	3-48

OPERATING YOUR VEHICLE

Exhaust gas warning

EXAMPLE



55RM03001

WARNING

Avoid breathing exhaust gases. Exhaust gases contain carbon monoxide, a potentially lethal gas that is colorless and odorless. Since carbon monoxide is difficult to detect by itself, take the following precautions to help prevent carbon monoxide from entering your vehicle.

- Do not leave engine running in garages or confined areas, with passengers inside. This may result in accumulation of carbon-monoxide in cabin and may lead to suffocation or breathing problems and lead to death.

(Continued)

WARNING


(Continued)

- Do not park with the engine running for a long period of time, even in an open area. In case of long periods, danger of choking and death on being inside the vehicle is a possibility when the engine is running. If it is necessary to sit for a short time in a parked vehicle with the engine running, make sure that the air intake selector is set to “FRESH AIR” and the blower is at high speed.
- Avoid operating the vehicle with the tailgate open. If it is necessary to do so, make sure that all windows are closed, and the blower is at high speed with the air intake selector set to “FRESH AIR”.
- To allow proper operation of your vehicle’s ventilation system, keep the air inlet grill in front of the windshield clear of snow, leaves or other obstructions at all times.
- Keep the exhaust tailpipe area clear of snow and other material to help reduce the buildup of exhaust gases under the vehicle. This is particularly important when parked in blizzard conditions.
- Have the exhaust system inspected periodically for damage and leakage. Any damage or leakage should be repaired immediately.

Daily inspection checklist

Before driving

EXAMPLE



55RM03002

- 1) Make sure that windows, mirrors, lights and reflectors are clean and unobstructed.
- 2) Visually check the tires for the following points:
 - the depth of the tread groove
 - abnormal wear, cracks and damage
 - loose wheel nuts
 - existence of foreign material such as nails, stones, etc.Refer to “Tires” in “INSPECTION AND MAINTENANCE” section for details.
- 3) Look for fluid and oil leakage.

OPERATING YOUR VEHICLE

NOTE:

It is normal for water to drip from the air conditioning system while and after use.

- 4) Make sure that the hood is fully closed and latched.
- 5) Check the headlights, turn signal lights, brake lights and horn for proper operation.
- 6) Adjust the seat and head restraint (if equipped).
- 7) Check the brake pedal and the parking brake lever.
- 8) Adjust the mirrors.
- 9) Make sure that you and all passengers have properly fastened by the seat belts.
- 10) Make sure that all warning lights come on as the ignition switch is turned to "ON" position or the engine switch is pressed to change the ignition mode to "ON".
- 11) Check all gauges.
- 12) Make sure that the brake system warning light turns off when the parking brake is released.

Once a week, or each time you fill your fuel tank or before a long distance driving (like highway driving), perform the following under-hood checks:

- 1) Engine oil level
- 2) Coolant level
- 3) Brake fluid level
- 4) Battery electrolyte level
- 5) Windshield washer fluid level
- 6) Hood latch operation

Pull the hood release handle inside the vehicle. Check that you cannot open the hood further without releasing the secondary latch. Close the hood securely after checking for proper latch operation. See the item "All latches, hinges and locks" of "Chassis, body and others" in "Maintenance schedule" in "INSPECTION AND MAINTENANCE" section for lubrication schedule.

WARNING

Make sure that the hood is fully closed and latched before driving. If it is not, it can fly up unexpectedly during driving, obstructing your view and resulting in an accident.

Once a month, or each time you fill your fuel tank or before a long distance driving (like highway driving), check the tire pressure using a tire pressure gauge. Also check the tire pressure of the spare tire.

Engine oil consumption

It is normal for the engine to consume some engine oil during normal vehicle operation.

The amount of engine oil consumption depends on viscosity of the oil, quality of the oil and your driving conditions.

More oil is consumed during high-speed driving and when there is frequent acceleration and deceleration. Under high loads, your engine also will consume more oil.

A new engine also consumes more oil, since its pistons, piston rings and cylinder walls have not yet become conditioned. New engines reach the normal level of oil consumption only after approximately 5000 km driving.

Oil consumption:

Max. 1.0 L per 1000 km

When judging the amount of oil consumption, note that the oil may become diluted and it is difficult to judge the accurate oil level.

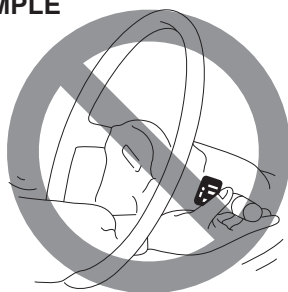
As an example, if a vehicle is used for repeated short trips, and consumes a normal amount of oil, the dipstick may not show any drop in the oil level at all, even after 1000 km or more of driving. This is because the oil gradually becomes diluted with fuel or moisture, making it appear that the oil level has not changed.

OPERATING YOUR VEHICLE

You should also be aware that the diluting ingredients evaporate out when the vehicle is subsequently driven at high speeds, such as on an expressway, making it appear that oil is excessively consumed after high-speed driving.

Ignition switch (vehicle without keyless push start system)

EXAMPLE




65D611S

⚠ WARNING

To avoid possible injury, do not operate controls by reaching through the steering wheel.

EXAMPLE



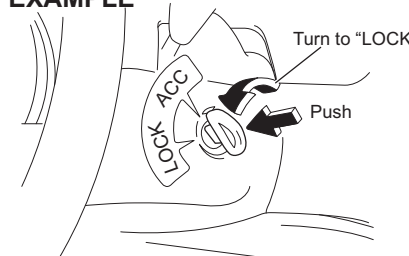
68PH00310

The ignition switch has the following four positions:

LOCK

This is the normal parking position. It is the only position in which the key can be removed.

EXAMPLE



64MM03008

OPERATING YOUR VEHICLE

You must push in the key to turn it to “LOCK” position. It locks the ignition, and prevents normal use of the steering wheel after the key is removed.

To release the steering lock, insert the key and turn it clockwise to one of the other positions. If you have trouble turning the key to unlock the steering wheel, try turning the steering wheel slightly to the right or left while turning the key.

ACC

Accessories such as the radio can operate, but the engine is off.

ON

This is the normal operating position. All electrical systems are on.


START

This is the position for starting the engine using the starter motor. The key should be released from this position as soon as the engine starts.

Ignition key reminder

A buzzer sounds intermittently to remind you to remove the ignition key if it is in the ignition switch when the driver's door is opened.

EXAMPLE



55RM03003

⚠ WARNING

- Never return the ignition switch to “LOCK” position and remove the ignition key while the vehicle is moving. The steering wheel will lock and you will not be able to steer the vehicle.
- Always return the ignition switch to “LOCK” position and remove the ignition key when leaving the vehicle even only for a short time. Also do not leave children alone in a parked vehicle. Unattended children could cause accidental movement of the vehicle or could tamper with power windows. They also could suffer from heat stroke in warm or hot weather. These could result in severe injury or even death.

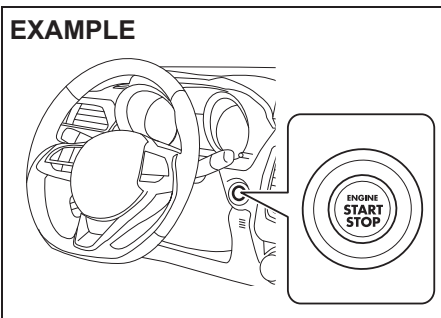
NOTICE

- Do not leave the ignition switch in “ON” position if the engine is not running as the battery will discharge.

OPERATING YOUR VEHICLE

Engine switch (vehicle with keyless push start system)

EXAMPLE



55RM03004

LOCK (OFF)

This mode is for parking the vehicle. When this mode is selected by pressing the engine switch and then any door (including tailgate) is opened or closed, the steering will be locked automatically.

ACC

Press the engine switch to select this ignition mode to use such electric equipment as the audio system, outside rearview mirrors and accessory socket with the engine off. When this position is selected, the "ACC" indicator light in the instrument cluster comes on. Refer to "Warning and indicator lights" in "BEFORE DRIVING" section for details.

ON

• With the engine off

You can use such electric equipment as the power windows and wipers with the engine off. When this ignition mode is selected by pressing the engine switch, the ignition "ON" indicator light in the instrument cluster will come on.

• With the engine on

All electric equipment is operational. The vehicle can be driven when you have selected this ignition mode by pressing the engine switch.

START

Manual transaxle – Provided you have the keyless push start system remote controller with you, the engine automatically starts when you press the engine switch to select this ignition mode after shifting to "N" (Neutral) and depressing the brake and clutch pedals.

Auto Gear Shift – Provided you have the keyless push start system remote controller with you, the engine automatically starts when you press the engine switch to select this ignition mode after placing the gearshift lever in "N" (Neutral) position and depressing the brake pedal.

NOTE:

You do not need to keep the engine switch pressed until the engine starts.

NOTICE

Do not leave the engine switch in "ACC" or "ON" mode when the engine is not running. Avoid using the radio or other electric accessories for a long time when the engine switch is in "ACC" or "ON" mode when the engine is not running, otherwise the battery may discharge.

NOTE:

- The steering lock may not be released and the steering lock indicator light turns on if some load is acting on the steering wheel. If this happens, turn the steering wheel to the right or left to relieve it from the load before you press the engine switch again to change to the desired ignition mode.
- In the presence of strong radio wave or noise, you may not be able to change the ignition mode to "ACC" or "ON" or to start the engine using the engine switch.

OPERATING YOUR VEHICLE

Keyless push start system (if equipped)

Provided the keyless push start system remote controller is within the interior workable area (refer to the related explanation in this section), you can use the engine switch for starting the engine and selecting an ignition mode ("ACC" or "ON"). In addition, the following functions can be used:

- Keyless entry function. Refer to "Keyless push start system remote controller / keyless entry system transmitter (if equipped)" in "BEFORE DRIVING" section for details.
- Locking and unlocking doors using a request switch. Refer to "Keyless push start system remote controller / keyless entry system transmitter (if equipped)" in "BEFORE DRIVING" section for details.
- Immobilizer (anti-theft) function. Refer to "Immobilizer system" in "BEFORE DRIVING" section for details.

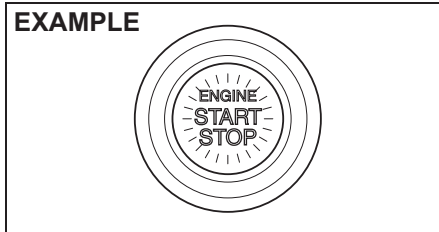
Engine switch illumination

The engine switch is illuminated (lit) in the following situations:

- When the engine is off and the driver's door is open, or for 15 seconds after the driver's door is closed. The illumination will fade out after 15 seconds passed.
- When the engine is off and the position lights are on. The illumination will go out when the position lights are turned off.
- When the engine is on and the position lights and/or the headlights are on. The

illumination will go out when the position lights and the headlights are turned off.

EXAMPLE



82K253

NOTE:

To save the battery, the illumination will be automatically turned off when both of the following conditions are simultaneously met:

- *The headlights and position lights are turned off.*
- *15 minutes has elapsed since opening the driver's door.*

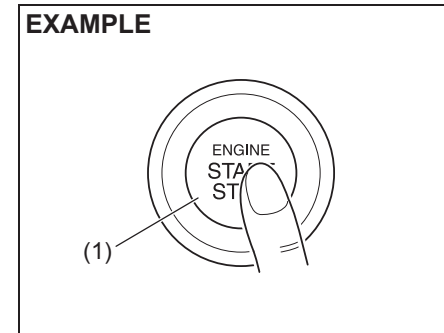
Selection of ignition modes

Press the engine switch to select "ACC" or "ON" mode as follows when you use an electric accessory or check the operation of instruments without running the engine.

- 1) Bring the keyless push start system remote controller with you and sit in the driver's seat.
- 2) Manual transaxle – Without depressing the clutch pedal, press the engine switch (1).

Auto Gear Shift – Without depressing the brake pedal, press the engine switch (1).

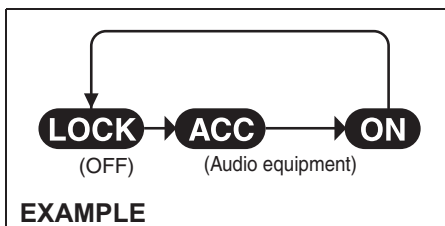
EXAMPLE



82K254

Every time you press the engine switch, the ignition mode changes as follows.

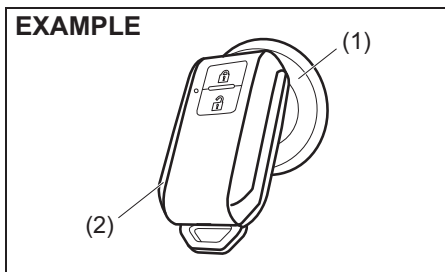
OPERATING YOUR VEHICLE



68PH00322

If the “PUSH” indicator light blinks and the ignition modes cannot be selected

Your keyless push start system remote controller may not be sensed as being within the interior workable area (refer to the related explanation in this section). Try again after checking that you have the remote controller with you. If the ignition modes still cannot be selected, the battery of the remote controller may be discharged. To select an ignition mode, you must then use the following method:



55RM03005

- 1) Manual transaxle – Without depressing the clutch pedal, push the engine switch (1).
Auto Gear Shift – Without depressing the brake pedal, press the engine switch (1).
- 2) Within about 10 seconds during which the “PUSH” indicator light in the instrument cluster is blinking, touch the engine switch with the lock switch end of the remote controller (2) for about 2 seconds.

NOTE:

- If you still cannot select the ignition modes, there may be some problem with the keyless push start system. Contact an authorised Maruti Suzuki workshop for an inspection of the system.
- The immobilizer/keyless push start system warning light will come on for about 5 seconds while the “PUSH” indicator light is blinking. Refer to “Warning and indicator lights” in “BEFORE DRIVING” section for details.
- You may customize the system to cause the interior buzzer to sound once for warning that remote controller is out of sensing range. To incorporate this customization, please contact an authorised Maruti Suzuki workshop.
- If the battery of the remote controller is becoming discharged, the keyless push start system remote controller battery consumption warning indicator in the information display will come on for a

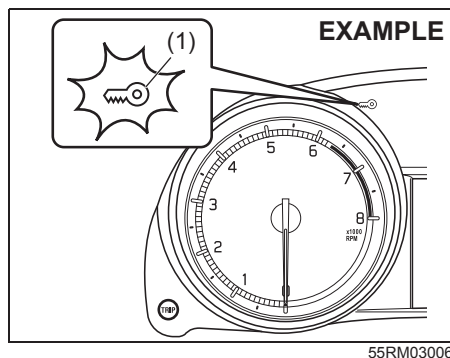
few seconds when you press the engine switch to change the ignition mode to “ON”. Refer to “Warning and indicator lights” in “BEFORE DRIVING” section for details. For details on replacing the battery, refer to “Keyless push start system remote controller / keyless entry system transmitter (if equipped)” in “BEFORE DRIVING” section.

REMOTE CONTROLLER OUTSIDE warning

When either of the conditions described below is met, the system causes a REMOTE CONTROLLER OUTSIDE warning by sounding the interior and exterior buzzers. At the same time, the immobilizer/keyless push start system warning light comes on.

- Any door is opened and then closed while the remote controller is not inside the vehicle and the engine is running or the ignition mode has been changed to “ACC” or “ON” by pressing the engine switch.
- The remote controller is not inside the vehicle when you attempt to start the engine after changing the ignition mode to “ACC” or “ON” by pressing the engine switch.

OPERATING YOUR VEHICLE



(1) Immobilizer/keyless push start system warning light (blinks)

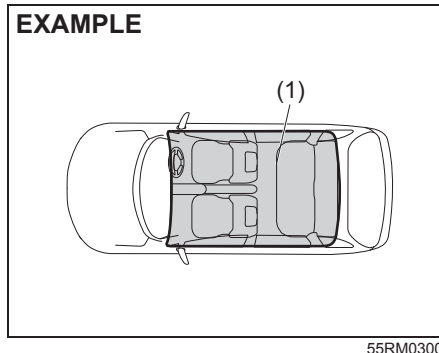
NOTE:

- If the warning is given, relocate the remote controller as soon as possible.
- Any attempt to start the engine will fail while the warning is active. Blinking of the immobilizer/keyless push start system warning light in the instrument cluster will also indicate this condition. Refer to "Warning and indicator lights" in "BEFORE DRIVING" section for details.
- Normally, the immobilizer/keyless push start system warning light should go out shortly after the remote controller is brought back inside the vehicle. If they remain lit and blinking, change the ignition mode to "LOCK" (OFF) by pressing the engine switch and then perform the engine starting operation. Refer to "Starting

engine (vehicle with keyless push start system) (if equipped)" in this section.

- Always keep the remote controller with you as the driver.

Interior workable area for keyless push start system



(1) Interior workable area

The interior workable area is defined as all the interior spaces except for the space above the instrument panel.

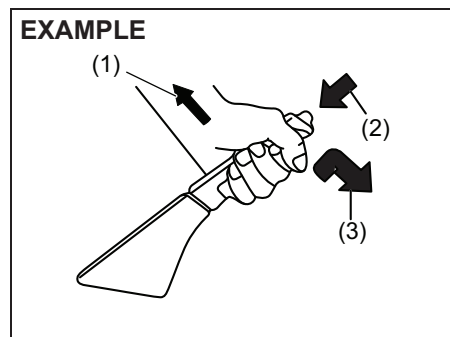
NOTE:

- Even when the remote controller is in the interior workable area, if it is in any of the following conditions, you may not be able to start the engine or select the ignition modes, and the REMOTE CONTROLLER OUTSIDE warning may be given.

- The remote controller's battery is low.
- The remote controller is affected by strong radio wave or noise.
- The remote controller is in contact with or covered by a metallic object.
- The remote controller is in the secluded stowage such as the glove box or a door pocket.
- The remote controller is in the sun visor pocket or on the floor.
- Even when the remote controller is outside the interior workable area, if it is in any of the following conditions, you may be able to start the engine or select the ignition mode. The REMOTE CONTROLLER OUTSIDE warning may not be given at that time.
 - The remote controller is outside the vehicle but very close to a door.
 - The remote controller is in certain area on the instrument panel.

OPERATING YOUR VEHICLE

Parking brake lever



68PHM3001

- (1) To set
(2) To release
(3) To release

The parking brake lever is located between the front seats. To set the parking brake, depress the brake pedal down and pull the parking brake lever all the way up. To release the parking brake, depress the brake pedal and, pull up slightly on the parking brake lever, push the button on the end of the lever with your thumb, and lower the lever to its original position.

⚠ WARNING

- Never drive your vehicle with the parking brake on: rear brake effectiveness can be reduced from overheating, brake life may be shortened, or permanent brake damage may result.
- If the parking brake does not hold the vehicle securely or does not fully release, have your vehicle inspected immediately by an authorised Maruti Suzuki workshop.

⚠ WARNING

Always set the parking brake fully before leaving your vehicle or it may move, causing injury or damage. When parking, check that the gearshift lever is in one of the following positions;

- 1st gear or “R” (Reverse) for manual transaxle vehicles.
- “D”, “M” or “R” for Auto Gear Shift vehicles. Also, check the instrument cluster to make sure that the transaxle is engaged in “1” or “R” position.

Remember, even though the transaxle is in gear, you must set the parking brake fully.

⚠ WARNING

When parking the vehicle in extremely cold weather, the following procedure should be used:

- 1) Set the parking brake.
- 2) Manual transaxle – turn off the engine, then shift into reverse or first gear.
Auto Gear Shift – shift into reverse or first gear and check the gear position indicator in the instrument cluster to make sure that the transaxle is engaged in 1st or reverse, then turn off the engine.
- 3) Get out of the vehicle and put chocks under the wheels.
- 4) Release the parking brake.
When you return to your vehicle, first set the parking brake, and then remove the wheel chocks.

⚠ CAUTION

The hill hold control system will not activate while the parking brake is engaged.

NOTE:

(For Auto Gear Shift vehicles) For details on how to use the gearshift lever to park the vehicle, refer to “Parking” in “Auto Gear Shift” in this section.

OPERATING YOUR VEHICLE

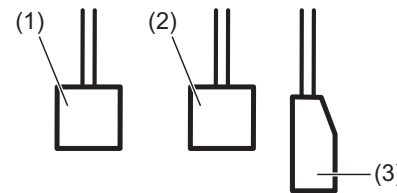
Parking brake reminder buzzer

A buzzer sounds intermittently to remind you to release the parking brake if you start the vehicle without fully releasing the parking brake. Check that the parking brake is fully released and the brake system warning light turns off.

Pedal

Manual transaxle

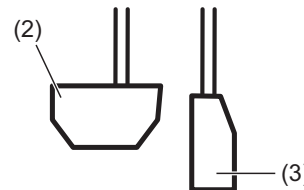
EXAMPLE



80J2121

Auto Gear Shift

EXAMPLE



80J2122

Clutch pedal (1)

A clutch pedal is used to disengage the driving force to the wheels when starting the engine, stopping, or shifting the gear-shift lever. Depressing the pedal disengages the clutch.

⚠ WARNING

Do not drive with your foot resting on the clutch pedal. It could result in excessive clutch wear, clutch damage, or unexpected loss of engine braking.

Brake pedal (2)

Your MARUTI SUZUKI vehicle is equipped with front disc brakes and rear drum brakes. Depressing a brake pedal applies both sets of brakes.

You may hear occasional brake squeal when you apply the brakes. This is a normal condition caused by environmental factors such as temperature, humidity, snow or dust etc.

⚠ WARNING

If brake squeal is excessive and occurs each time the brakes are applied, you should have the brakes checked by your authorised Maruti Suzuki workshop.

OPERATING YOUR VEHICLE

⚠ WARNING

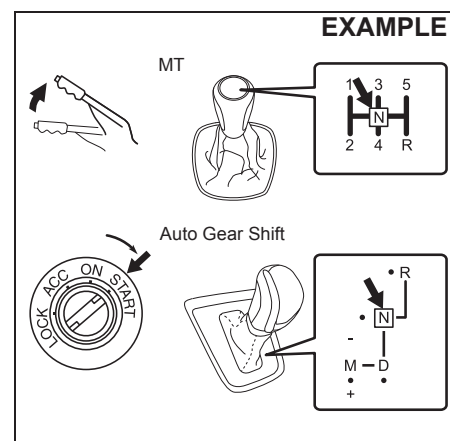
Do not apply brakes continuously or rest your foot on the brake pedal. This will result in overheating of the brakes which could cause unpredictable braking action, longer stopping distances, or permanent brake damage.

Accelerator pedal (3)

An accelerator pedal controls the speed of the engine. Depressing the accelerator pedal increases power output and speed.

Starting engine (vehicle without keyless push start system)

Before starting engine



- 1) Make sure the parking brake is set fully.
- 2) Manual transaxle – Shift into “N” (Neutral). Hold the clutch pedal and brake pedal fully depress.
Auto Gear Shift – Shift into “N” (Neutral) and depress the brake pedal. Hold the brake pedal while starting the engine.

NOTE:

For Auto Gear Shift vehicles, if the engine cannot be started, make sure the gearshift lever is in “N” before restarting the engine.

⚠ WARNING

- Make sure that the parking brake is set fully and the transaxle is in Neutral before attempting to start the engine.
- For Manual Transaxle - Engine can be started only after depressing the clutch pedal. However, before depressing the clutch pedal make sure that the transaxle is in Neutral and brake pedal is depressed.

Starting a cold and warm engine

With your foot taken off the accelerator pedal, crank the engine by turning the ignition key to “START”. Release the key when the engine starts.

NOTICE

- Stop turning the starter immediately after the engine has started or the starter system can be damaged.
- For protection of lead-acid battery and starter motor, do not use the starter motor by turning the key to "START" for more than 12 seconds at a time. If the engine does not start, turn the key to "LOCK" position and wait for more than 30 seconds before trying again. If the engine does not start after several attempts, consult a Maruti Suzuki authorised workshop.

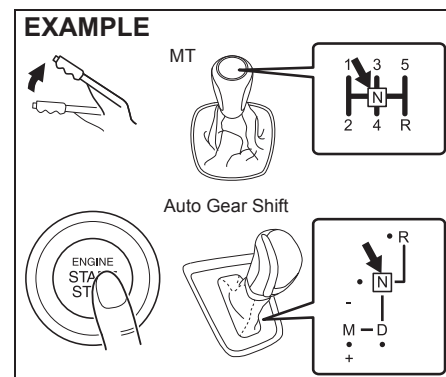
NOTE:

Auto Gear Shift vehicles:

If the engine cannot be started, make sure the gearshift lever is in "N" before restarting the engine.

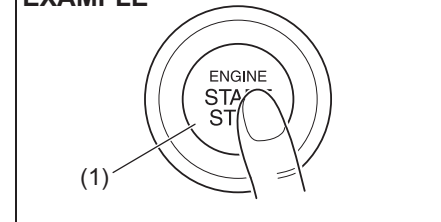
**Starting engine
(vehicle with keyless push start system)**

Before starting engine



- 1) Make sure the parking brake is set fully.
- 2) Manual transaxle – Shift into "N" (Neutral) and fully depress the clutch pedal. Hold the clutch and brake pedals fully depressed.
Auto Gear Shift – Shift into "N" (Neutral) and depress the brake pedal. Hold the brake pedal while starting the engine.

EXAMPLE



- 3) The "PUSH" indicator light in the instrument cluster will come on. Push the engine switch (1). When the engine is started, the starter motor will automatically stop.

⚠ WARNING

Make sure that the parking brake is set fully and the transaxle is in Neutral before attempting to start the engine.

OPERATING YOUR VEHICLE

NOTICE

- Do not depress the accelerator during the engine starting procedure.
- If the engine does not respond when you try to start it with the engine switch or if the engine switch repeats cycling through "LOCK" (OFF) - "ACC" - "ON" mode, the vehicle battery may be discharged. Check the voltage of the vehicle battery before trying again.

NOTE:

- You do not need to keep the engine switch pressed to start the engine.
- The engine of a manual transaxle vehicle will not start unless the clutch pedal is depressed.
- For Auto Gear Shift vehicles, if the engine cannot be started, make sure the gearshift lever is in "N" before restarting the engine.
- You should turn off such loads as the headlights and air conditioning system to facilitate starting of the engine.
- If the engine starts, the starter motor will stop turning automatically.
- Even if the engine does not start, the starter motor will stop turning automatically after a short time. After the starter motor has stopped automatically, press the engine switch to select LOCK(OFF)

mode and wait for more than 30 seconds before trying again. If there is some problem with the system, the engine does not start automatically. In this case, continue pressing the engine switch for a while (up to 12 seconds) until engine starts.

Stopping engine

- Depress the engine switch to stop the engine after the vehicle stopped completely.
- In case of emergency, you can stop the engine by quickly pushing the engine switch more than 3 times, or pushing and holding the engine switch for more than 2 seconds while the vehicle is in motion.

NOTE:

Except in cases of emergency, do not stop the engine while the vehicle is in motion. The steering and braking operation will require more effort when the engine is stopped. Refer to "Braking" in this section.

- If the engine remains stopped for while after it was stopped unexpectedly or was raced before stopping, a clicking sound may be heard from around the engine when it is restarted. This is not a malfunction. Always let the engine idle before stopping it.

Starting a cold and warm engine

With your foot taken off the accelerator pedal, crank the engine by pressing the engine switch to change the ignition mode to "START".

NOTICE

If the engine does not start, press the engine switch to select LOCK (OFF) mode and wait for more than 30 seconds before trying again, for protection of lead-acid battery and starter motor. If the engine does not start after several attempts, consult a Maruti Suzuki authorised workshop.

NOTE:

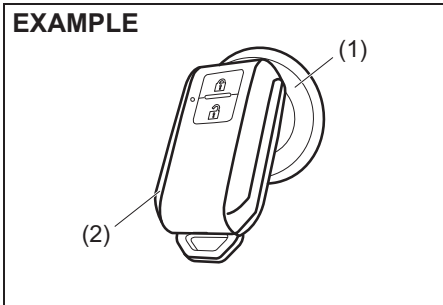
For Auto Gear Shift vehicles:

If the engine cannot be started, make sure the gearshift lever is in "N" before restarting the engine.

If the "PUSH" indicator light blinks and the engine cannot be started

Your keyless push start system remote controller may not be sensed as being within the interior workable area. Try again after checking that you have the remote controller with you. If the engine still cannot be started, the battery of the remote controller may be discharged. You must then use the following method to be able to start the engine.

EXAMPLE



55RM03008

- 1) Make sure that the parking brake is set fully.
- 2) Manual Transaxle – Shift into “N” (Neutral). Hold the clutch and brake pedals fully depressed.
Auto Gear Shift – Shift into “N” (Neutral) and fully depress the brake pedal. Hold the brake pedal fully depressed.
- 3) The “PUSH” indicator light in the instrument cluster will come on. Press the engine switch (1).
- 4) Within about 10 seconds of blinking of the “PUSH” indicator light in the instrument cluster, touch the engine switch with the lock switch end of the remote controller (2) for about 2 seconds.

NOTE:

- If you still cannot start the engine after several attempts using the above method, there may be a problem elsewhere, such as a low battery. Contact an

authorised Maruti Suzuki workshop for inspection.

- The immobilizer/keyless push start system warning light will come on for about 5 seconds while the “PUSH” indicator light is blinking.
- You may customize the system to cause the interior buzzer to sound once for warning that remote controller is out of sensing range. Please contact an authorised Maruti Suzuki workshop for the customization.
- If the battery of the remote controller is about to become completely discharged, the keyless push start system remote controller battery consumption indicator in the information display will come on for about 15 seconds when the ignition mode is changed to “ON” by pressing the engine switch. For details on replacing the battery, refer to “Keyless push start system remote controller / keyless entry system transmitter (if equipped)” in “BEFORE DRIVING” section.

Returning the ignition mode to “LOCK” (OFF)

NOTE:

Certain problems like a fault in engine system may prevent the engine switch from going back to “LOCK” (OFF) mode. If this happens, have the vehicle inspected by an authorised Maruti Suzuki workshop after doing the following:

- Lock the doors using the key to prevent theft. (The request switches and the keyless push start system remote controller cannot be used to lock them.)
- Disconnect the negative cable from the battery to prevent discharge.

“LOCK” (OFF) mode reminder buzzer

If the driver's door is opened without returning the ignition mode to “LOCK” (OFF) by pressing the engine switch, a buzzer sounds to warn you of this condition.

- If you open the driver's door after pressing the engine switch to change the ignition mode to “ACC”, the interior buzzer beeps intermittently.
- The buzzer will stop sounding if you then push the engine switch twice, thus bringing it back the ignition mode to “LOCK” (OFF).

OPERATING YOUR VEHICLE

NOTE:

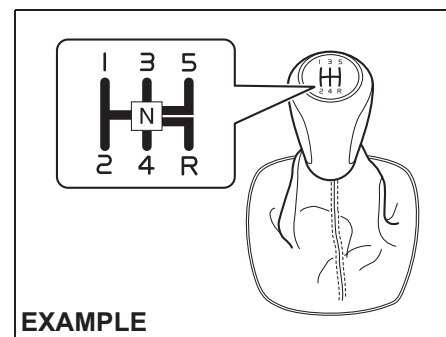
Whenever you leave the vehicle, check that you have returned the ignition mode to "LOCK" (OFF) using the engine switch and then lock the doors. Without returning the ignition mode to "LOCK" (OFF), you cannot use a request switch or keyless push start system remote controller to lock the doors.

Steering lock warning buzzer

If the steering lock fails to engage due to a fault in the system when the ignition mode is turned to "LOCK" (OFF) by pressing the engine switch and then any door is opened or closed, the interior buzzer will warn you of this condition with repeated short beeps. If this happens, have the vehicle inspected by an authorised Maruti Suzuki workshop.

Using the transaxle

Manual transaxle



56RM03002

Starting off

To start off, depress the clutch pedal all the way to the floor and shift into 1st gear. After releasing the parking brake, gradually release the clutch. When you hear a change in the engine's sound, slowly press the accelerator while continuing to gradually release the clutch.

Shifting

All forward gears are synchronized and provide quiet and easy shifting. Always depress the clutch pedal all the way to the floor before shifting gears. Keep the engine speed from rising into the red zone of the tachometer.

Downshifting maximum allowable speeds

Downshifting	km/h
2nd to 1st	20
3rd to 2nd	85
4th to 3rd	130
5th to 4th	180*

*NOTE:

You may not accelerate to the maximum allowable speed because of the driving situation and/or the vehicle condition.

NOTICE

Do not downshift to a lower gear at the speed faster than the maximum allowable speeds for the next lower speed, or severe damage to engine and transaxle can result.

⚠ WARNING

- Reduce your speed and downshift to a lower gear before going down a long or steep hill. A lower gear will allow the engine to provide braking. Avoid riding the brakes or they may overheat, resulting in brake failure.

(Continued)

OPERATING YOUR VEHICLE

⚠ WARNING

(Continued)

- When driving on slippery roads, slow down before downshifting. Excessive and/or sudden changes in engine speed may cause loss of traction, which could cause you to lose control.

NOTICE

Before engaging reverse gear [R], check that the vehicle is completely stationary and gear lever is in neutral [N] position. After depressing clutch pedal fully, shift to [R].

NOTE:

If it is difficult to engage reverse gear [R], follow below procedure.

1. Put gear lever in neutral [N].
2. Release clutch pedal once.
3. Again depress the clutch pedal and shift from [N] to [R].

NOTICE

- To help avoid clutch damage, do not use the clutch pedal as a foot-rest while driving or use the clutch to keep the vehicle stationary on a slope. Depress the clutch fully when shifting.

(Continued)

NOTICE

(Continued)

- When shifting or starting off, do not race the engine. Racing the engine can shorten engine life and cause negative effect to smooth shifting.

Auto Gear Shift

Auto Gear Shift is a 5-speed forward/reverse transaxle.

Auto Gear Shift has the basic features of conventional manual transaxle, but clutch operation and transaxle gear shifting are controlled electronically.

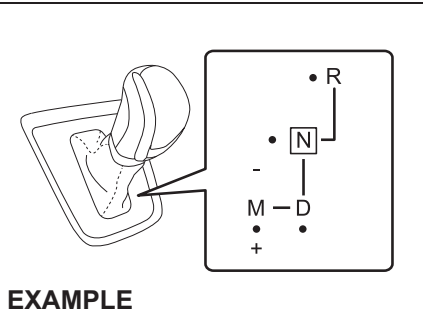
NOTICE

Do not depress both the brake pedal and accelerator pedal simultaneously.

This can cause damage or overheating to the clutch.

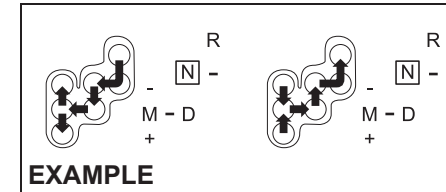
NOTE:

When you open the driver's door, the Auto Gear Shift systems run automatically and you may hear an operating noise. This sound does not indicate malfunction.



EXAMPLE

56RM03003



EXAMPLE

56RM03001

Depress brake pedal indicator



76MH0A047

OPERATING YOUR VEHICLE

This light will come on if you do not depress the brake pedal in the following situations.

- When starting the engine.
- When the engine is on and the gearshift lever is shifted from "N" position to "D", "M" or "R" position.
- When the ignition switch is in "ON" position or the ignition mode is "ON", and the engine is off, the gearshift lever is shifted into any position.

This light will also come on if one of the gears cannot be engaged and the system is unable to re-try shifting when you shift the gearshift lever from "N" position to "D", "M" or "R" position.

Starting the engine

When starting the engine, always place the gearshift lever in the "N" position and depress the brake pedal firmly. The engine cannot be started unless the gearshift lever is in the "N" position and the brake pedal is depressed.

If you parked vehicle with gear engaged on last time (if you can see "1" or "R"), shift into "N" (Neutral) and depress the brake pedal. Hold the brake pedal while starting the engine. You can hear buzzer in short time.

EXAMPLE



76MH0A056

⚠ CAUTION

- **For the vehicles with the keyless push start system, if you cannot press the engine switch firmly, the engine may not start. Even if you shift the gearshift lever into "R" or "D" position without the engine running, the vehicle does not move.**
- **If you try to move your vehicle under the above-mentioned condition, the vehicle may move in unexpected directions on a slope, etc.**
- **This may cause an accident.**
- **When starting engine, press engine switch firmly. Also, make sure that the engine is running by checking engine sound or warning and indicator lights.**

NOTE:

- If you start the engine without the gearshift lever in the "N" position, the gear position indicator in the instrument cluster will blink.

- When the engine restarts automatically after engine A-Stop, the gear position indicator in instrument cluster may display "N" temporarily. This is a normal phenomenon.

Clutch operation

You can select either the Drive (D) mode or the Manual (M) mode or the Reverse (R) mode. Since this vehicle controls clutch operation electronically in either mode, you do not need to operate the clutch.

Creeping function

This vehicle has a creeping function that helps the vehicle to start smoothly by engaging the clutch. When the gearshift lever is in any of the positions "D", "M" or "R", and you release your foot from the brake pedal, the vehicle starts slowly without depressing the accelerator pedal. However, creep is not possible in manual (M) mode with 2nd gear engaged. The creeping function is disabled if you depress the brake pedal or pull up the parking brake lever.

NOTE:

If the driver's door is opened and/or the parking brake lever is engaged with the gear in the "M", "D" or "R" position, the creeping function will not operate.

Parking and Stopping the vehicle

Auto Gear Shift does not have a parking position. Park the vehicle with a gear engaged. Make sure that the gearshift lever is "D", "M", or "R".

Also, check the instrument cluster to make sure that the transaxle is engaged in "1" or "R" position.

NOTICE

A buzzer will sound continuously if the vehicle is operated with the gearshift lever in-between of each shift positions. The vehicle will become inoperative if you continue to operate the vehicle with the gearshift lever in between shift positions.

Drive (D) mode

When the Drive (D) mode is activated, the most appropriate gear position is automatically selected upon operation of the accelerator pedal and variation of vehicle speed.

Normal driving:

- 1) Start the engine as instructed in "Starting the engine" in this section.
- 2) With your foot on the brake pedal, shift the gearshift lever to the "D" position. When the gearshift lever is shifted to the "D" position, the gear will be shifted to 1st.

EXAMPLE

1D

55RM03009

NOTE:

- If 1st gear cannot be engaged even though the gearshift lever has been shifted from the "N" to the "D" position, the system will re-try shifting automatically. This will take some time, noise may be heard from the gears, and shifting gear shock may occur. However, they do not indicate malfunction.
- The "N" indicator will flash, the depress brake pedal indicator will come on and a warning buzzer (long pulse sound) will sound if any of the following cases occur;
 - If you shift the gearshift lever from the "N" to the "D" position without depressing the brake pedal
 - If the system is unable to re-try shifting
 You should depress the brake pedal and shift the gearshift lever to "N" position, then shift to "D" again.
- 3) Release the parking brake and brake pedal.
- 4) Depress the accelerator pedal slowly.

⚠ WARNING

- While driving the vehicle, do not shift the gearshift lever to the "N" position. The engine brake may not work and you may get involved in an unexpected accident. If you return the gearshift lever from "N" to "D" because of unintended shifting, the gear position will be shifted according to the current vehicle speed.
- Always keep your foot on the brake pedal while stopped with the engine running. This operation prevents the vehicle from moving due to unintended activation of the creeping function.

NOTICE

If the gearshift lever cannot shift into any position, or the gear is changed to "N" position automatically when the vehicle speed becomes less than 10 km/h, there may be a systematic malfunction. In this case, ask an authorised Maruti Suzuki workshop to inspect the Auto Gear Shift system as soon as possible.

OPERATING YOUR VEHICLE

NOTICE

Do not operate the system as described below. The life cycle of the clutch may be reduced.

- Using the accelerator pedal to hold the vehicle on an uphill slope with the gearshift lever in the “D” or “M” position. If you perform this operation for a certain period of time, a warning buzzer will sound.
- Shifting the gearshift lever to the “D”, “M” or “R” position while racing the engine.
- Driving at low speed using a high gear.
- Holding the vehicle on an uphill slope using the creeping function. If you perform this operation for a certain period of time, a warning buzzer will sound.

Starting off on an uphill/downhill:

⚠ CAUTION

The hill hold control system will not activate while the parking brake is engaged.

Uphill

- 1) Apply the parking brake firmly so that the vehicle does not roll backwards.
- 2) Shift the gearshift lever to the “D” position while depressing the brake pedal. Make sure that the gear position indicator

in the instrumental cluster displays 1st gear.

- 3) Release the brake pedal and depress the accelerator pedal gradually, and when the vehicle starts to move, release the parking brake and depress the accelerator pedal to start off.

NOTICE

On an uphill slope, never hold the vehicle at a stop using only the accelerator pedal or the creeping function. If you perform this operation for a certain period of time, a warning buzzer will sound, and in some cases the engine will stall. This can also cause excessive damage to the clutch.

Downhill

- 1) Depress the brake pedal and shift the gearshift lever to the “D” position. Make sure that the gear is in 1st by checking the gear position indicator.
- 2) Release the brake pedal and depress the accelerator pedal slowly. Even if the accelerator pedal is not depressed, the clutch will be engaged when the vehicle speed increases.

Using engine braking:

When driving on a downhill slope, downshifting is recommended. So you can use engine braking.

By placing the gearshift lever in the “M” position, the Manual (M) mode is selected, and you can shift to a lower gear manually. For details of downshift operation, refer to “Upshift and downshift” in the “Manual (M) mode”.

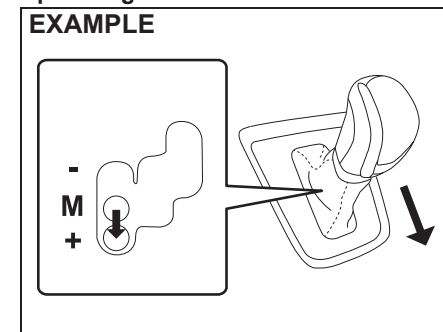
Manual (M) mode

The gears are not shifted automatically. To shift the transaxle, the driver must operate the gearshift lever to the “+” or “-” direction.

As for conventional manual transaxle vehicles, releasing the accelerator pedal a little may help the transaxle to shift smoothly.

Upshift and downshift:

Upshifting



Pull the gearshift lever to the “+” direction and release it. Every time the lever is operated, the transaxle is upshifting 1 step in

OPERATING YOUR VEHICLE

the order of 1st → 2nd → 3rd → 4th → 5th gear.

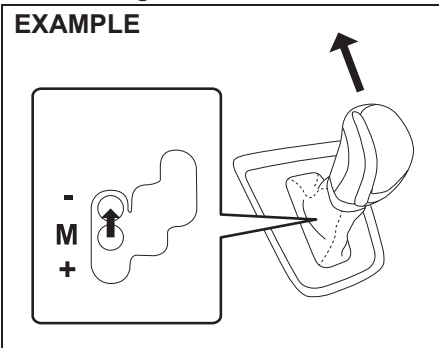
EXAMPLE

1^M → 2^M → 3^M → 4^M → 5^M

76MH0A059

Downshifting

EXAMPLE



56RH00310

Push the gearshift lever to the “-” direction and release it. Every time the lever is operated, the transaxle is downshifted in the order 5th → 4th → 3rd → 2nd → 1st gear.

EXAMPLE

5^M → 4^M → 3^M → 2^M → 1^M

76MH0A061

The gear position is displayed on the gear position indicator. The gear position indicator shows the transaxle gear position. Before starting off, always make sure transaxle is engaged in 1st or reverse gear and gear position indicator is showing the intended gear, then depress the accelerator pedal. It is possible to start vehicle in 2nd gear using manual mode, from stop condition.

NOTE:

- Always use 1st gear while starting off an uphill slope otherwise you can damage the clutch.
- To downshift smoothly, the engine runs fast in some cases. This is done intentionally by the system and is not malfunction.
- When driving down a hill, downshift and use the engine braking appropriately. If necessary, continuous downshifting is possible. However, if downshifting more than 3 steps, gear shifting will take more time.

- When the gear is shifting, a noise can be heard in some case. This is not malfunction.

⚠ WARNING

- Be careful when accelerating, upshifting, downshifting or braking on a slippery surface. Sudden acceleration or engine braking could cause the vehicle to spin or skid. While starting off on a slippery or snowy roads, please use 2nd gear (if required).
- To drive down a long or steep hill, reduce your speed and downshift. Remember, if you ride the brakes excessively, they may overheat and fail.
- While driving the vehicle, do not shift the gearshift lever to “N” position. The engine brake may not work and you may get involved in an unexpected accident. If you return the gearshift lever from “N” to “M” because of unintended shifting, the gear position will be shifted according to the current vehicle speed.
- Do not apply the parking brake while driving. Otherwise, it could cause a skid and you may get involved in an unexpected accident.

OPERATING YOUR VEHICLE

NOTICE

- If the gearshift lever cannot shift into any position, or the gear is changed to "N" position automatically when the vehicle speed becomes less than 10 km/h, there may be a systematic malfunction. In this case, ask an authorised Maruti Suzuki workshop to inspect the Auto Gear Shift system as soon as possible.
- The manual (M) mode does not upshift even if the engine speed reaches the rev-limit.
- The system will not allow shifting up or down to a gear that would cause engine over-revving or under-revving.
- If frequently driving at low speed using a high gear position, the life cycle of the clutch may be reduced.
- Frequent downshifting (more than 3 positions consecutively) causes the reduction of transaxle life.

Starting off:

- 1) Start the engine as instructed in "Starting the engine" in this section.
- 2) With your foot on the brake pedal, shift the gearshift lever to the "M" position. When the gearshift lever is shifted to the "M" position, the gear will be shifted to 1st. Before starting off, always make sure that the intended gear is engaged by checking the gear position indicator, then depress the accelerator pedal.

NOTE:

- If 1st gear cannot be engaged even though the gearshift lever has been shifted from the "N" to the "M" position, the system will re-try shifting automatically. This will take some time, noise may be heard from the gears, and shifting gear shock may occur. However, they do not indicate malfunction.
- The "N" indicator will flash, the depress brake pedal indicator will come on and a warning buzzer (long pulse sound) will sound if any of the following cases occur;
 - If you shift the gearshift lever from the "N" to the "M" position without depressing the brake pedal.
 - If the system is unable to re-try shifting.

You should depress the brake pedal and shift the gearshift lever to "N" position, then shift to "M" position again a few seconds later.

- 3) Release the parking brake and brake pedal. Depress the accelerator pedal slowly for smooth starting.

⚠ WARNING

Always keep your foot on the brake pedal while stopped with the engine running. These operations prevent the vehicle from starting due to unintended activation of the creeping function.

NOTICE

Do not operate the system as described below. The life cycle of the clutch may be reduced.

- Using the accelerator pedal to hold the vehicle on an uphill slope operation with the gearshift lever in the "M" or "D" position. If you perform this operation for a certain period of time, a warning buzzer will sound.
- Shifting the gearshift lever to the "M", "D" or "R" position while racing the engine.
- Driving at low speed using a high gear.
- Stopping on a slope using the creeping function. If you perform this operation for a certain period of time, a warning buzzer will sound.

OPERATING YOUR VEHICLE

Starting off on an uphill/downhill slope:

Uphill

- 1) Apply the parking brake firmly so that the vehicle does not roll backwards.
- 2) Shift the gearshift lever to the "M" position while depressing the brake pedal. Make sure that the gear position indicator in the instrumental cluster displays 1st gear.
- 3) Release the brake pedal and depress the accelerator pedal gradually, and when the vehicle starts to move, release the parking brake and depress the accelerator pedal to start off.

NOTICE

On an uphill slope, never hold the vehicle at a stop using only the accelerator pedal or creeping function. If you perform this operation for a certain period of time, a warning buzzer will sound, and in some cases the engine will stall. This can also cause excessive damage to the clutch. In case the warning buzzer is on, shifting to 2nd gear will not be possible in manual mode. Always use 1st gear while starting off on a uphill slope. Otherwise you may damage the clutch.

Downhill

- 1) Depress the brake pedal and shift the gearshift lever to the "M" position. Make sure the gear position indicator to make sure that the gear is in 1st.
- 2) Release the brake pedal and depress the accelerator pedal slowly. Even though the accelerator pedal is not depressed, the clutch will be engaged when the vehicle speed increases.

Backing up

After the vehicle has stopped completely, depress the brake pedal and shift the gearshift lever to the "R" position. Depress the accelerator pedal slowly as when starting off in 1st gear. Before backing up, make sure that reverse gear is selected by checking the gear position indicator.

EXAMPLE



76MH0A062

NOTE:

- If reverse gear cannot be engaged even though the gearshift lever has been shifted from the "N" to the "R" position, the system will re-try shifting automatically. This will take some time, noise may be heard from the gears, and shifting gear shock may occur. However, they do not indicate malfunction.
 - The "N" indicator will flash, the depress brake pedal indicator will come on and a warning buzzer (long pulse sound) will sound if any of the following cases occur;
 - If you shift the gearshift lever from the "N" to the "R" position without depressing the brake pedal.
 - If the system is unable to re-try shifting.
- You should depress the brake pedal and shift the gearshift lever to "N" position, then shift to "R" position again a few seconds later.
- The system will not allow shifting to the "R" position if the vehicle speed is over about 3 km/h. If the gearshift lever is operated under this condition, the "N" indicator in the instrument cluster will blink. However, when the vehicle speed drops below about 3 km/h, the gear will be shifted to reverse. Make sure that the vehicle has stopped completely before shifting to the "R" position.

OPERATING YOUR VEHICLE

NOTICE

On a downhill slope, never hold the vehicle at a stop using only the accelerator pedal or the creeping function. If you perform this operation for a certain period of time, a warning buzzer will sound, and in some cases the engine will stall. This can also cause excessive damage to the clutch.

Stopping

The vehicle can be stopped by depressing the brake pedal regardless of the gear position. This is because the clutch is automatically disengaged to prevent the engine from stopping.

- If the gearshift lever is in the “D” position, the gear will be downshifted to 1st when the vehicle stops.
- If the gearshift lever is in the “M” position, the gear will be downshifted to 1st when the vehicle stops.

⚠ WARNING

- When stopping, for example, at a traffic light, be sure to depress the brake pedal firmly. For your safety, apply the parking brake, too, when stopping on a hill.
- When racing the engine, make sure that the gear is in the “N” position by checking the gear position indicator. If the accelerator is operated with the gear in any other position, the vehicle may move resulting in an unexpected accident.
- Do not leave your vehicle unattended while the engine is running.
- When leaving the vehicle, stop the engine and park the vehicle with a gear engaged. If you need to leave the vehicle with the engine running, apply the parking brakes firmly, and shift the gearshift lever to the “N” position. Otherwise, the vehicle may move unexpectedly and may cause an accident.

NOTICE

- On a slope, never hold the vehicle at a stop using only the accelerator pedal or the creeping function. If you perform this operation for a certain period of time, a warning buzzer will sound, and in some cases the engine will stall. This can also cause excessive damage to the clutch.
- If the gearshift lever is operated more than necessary, the system may not allow operation of the gearshift lever for a certain period of time, and the gear may not be shifted appropriately. Therefore, do not operate the gearshift lever if not necessary.

Parking

Unlike an automatic transaxle, Auto Gear Shift does not have a parking position. The vehicle can be parked with the gearshift lever at “D” or “R” position. Remember, even though the transaxle is in gear, you must set the parking brake firmly. Park the vehicle with a gear engaged.

- 1) Apply the parking brake firmly.
- 2) While depressing the brake pedal, shift the gearshift lever to the “R” position on a downhill slope, and to the 1st position in the drive (D) mode or the “M” position in the manual (M) mode on an uphill

OPERATING YOUR VEHICLE

slope and confirm the gear position by checking the gear position indicator.

- 3) Stop the engine.
- 4) In the case of uphill/downhill slope, release the parking brake and brake pedal slowly in order to check the gear is engaged.
- 5) After check the vehicle stopped by the gear engaged, Apply the parking brake and the brake pedal firmly again.
- 6) Get out of the vehicle and put chocks under the wheels.

When you return to your vehicle, you must remember to remove the wheel chocks.

NOTE:

- After the engine is stopped, the gear in the transaxle does not change even if you shift the gearshift lever in any position. Always shift the gearshift lever before stop the engine.
- Check the transaxle gear position by looking at the gear position indicator, then turn the ignition switch to "LOCK" position or press the engine switch to change the ignition mode to "LOCK" (OFF), to stop the engine. Release the brake pedal after a few seconds.

⚠ WARNING

- If the gear is not engaged properly and completely before the ignition switch is turned to "LOCK" position or the engine switch is pressed to change the ignition mode to "LOCK" (OFF), the vehicle may not be parked with the gear engaged. Always confirm the gear position by checking the gear position indicator when parking.
- On a downhill slope, the gear should be put in reverse, and in 1st gear on an uphill slope. In case of uphill/downhill slope, after checking the vehicle stopped by the gear engaged, put the chocks under the wheels. Otherwise, the vehicle may move, and cause an unexpected accident. If the gear is left in the "N" position, the vehicle cannot be parked with a gear engaged.

Parking cancel

Depress the brake pedal, turn the ignition switch to the "ON" position or press the engine switch to change the ignition mode to "ON", and shift the gearshift lever to the "N" position. The gear will be disengaged.

Warning functions

A warning buzzer will sound or the indicator will blink under the following conditions.

Warning buzzer

- The clutch is heated due to excessive load.
- The creeping function is being activated for a long period of time.

NOTICE

In the above cases, pull over to the side of the road and stop the engine, and then ask an authorised Maruti Suzuki workshop to inspect your vehicle. Otherwise, the clutch disc may be damaged.

- The ignition switch is turned to "LOCK" position or the engine switch is pressed to change the ignition mode to "LOCK" (OFF) with the gear in 2nd, 3rd, 4th or 5th. In this case, turn the ignition switch to "ON" position or press the engine switch to change the ignition mode to "ON", and shift the gearshift lever in the "N" position, shift it to the "D" or "M" or "R" position, then turn the ignition switch

OPERATING YOUR VEHICLE

to "LOCK" position or press the engine switch to change the ignition mode "LOCK" (OFF).

- During a stop, the driver's door is opened with the gearshift lever in the "R", "D" or "M" position while the engine is running.

"N" indicator blinking

When the gear indicator lamp blinks "N", you should depress the brake pedal and shift the gearshift lever to "N" position.

"1" indicator blinking

When the gear indicator lamp blinks "1", you should depress the brake pedal and shift the gearshift lever to "N" position, then shift to "D" or "M" position again a few seconds later.

"R" indicator blinking

When the gear indicator lamp blinks "R", you should depress the brake pedal and shift the gearshift lever to "N" position, then shift to "R" position again a few seconds later.

Gearshift Indicator (if equipped)

EXAMPLE



56RM03028

In the following case, the gearshift indicator is indicated in the information display when the ignition switch is in the "ON" position or the ignition mode is "ON".

- When the gearshift lever is in a position other than "N" (Neutral).

The electronic control system monitors driving condition (such as vehicle speed and/or engine revolution), and it recommends gearshift for your driving with indications on display.

If UP/DOWN arrow is indicated on the display while driving, we recommend you to shift up or down. It is the optimal gear position for a driving condition that reduces the over revolution and stress to the engine, and improves fuel consumption.

NOTE:

When cruise control system SET indicator is ON, Gear Shift Indicator may not be displayed.

For details on how to use the transaxle, refer to "Using the Transaxle" in this section.

⚠ WARNING

The gearshift indicator is designed to indicate optimal gear position for your driving, however, a driver will not be relieved from the duty of care of driving operation or gear change with this indicator.



To drive safe, do not gaze the gearshift indicator, pay attention to your driving situation and shift up or down if necessary.

OPERATING YOUR VEHICLE

NOTE:

- *The gearshift indicator is not indicated when the gear position is in "N" (Neutral).*
- *If you depress the clutch pedal while UP/DOWN arrow is indicated, the indication will disappear.*
- *If you release the accelerator pedal while UP/DOWN arrow is indicated, the indication will disappear.*
- *The indication of gearshift indicator timing may differ depending on the vehicle condition and/or driving situation even in the same vehicle speed and engine revolution.*
- *If ESP system is working, the gear shift indicator will disappear temporarily.*

Example of the gearshift indicator

Indication	Description
	Lower gear position is selected for the vehicle speed and/or engine revolution. Changing to a higher gear position is recommended.
	Higher gear position is selected for the vehicle speed and/or engine revolution. Changing to a lower gear position is recommended.

OPERATING YOUR VEHICLE

ENG A-STOP System (Engine Auto Stop Start System) (If Equipped)

The ENG A-STOP system (engine auto stop start system) automatically stops the engine while waiting briefly at a traffic light, etc., and automatically restarts the engine afterward. This system helps reduce emissions, improve fuel consumption and lower engine noise.

This system stops the engine temporarily under specific conditions. Before parking the vehicle for an extended period of time or leaving the vehicle, properly apply the parking brake and stop the engine with the engine switch.

Once the specific conditions are met, the engine will stop automatically after the vehicle has stopped. However, the engine will not be stopped automatically until confirmation of the system function is finished.

NOTE:

If your vehicle is equipped with automatic heating and air conditioning system, you can change the automatic engine stop condition via the information display. Refer to "Information display" in "BEFORE DRIVING" section.

CAUTION

- Do not get out of the vehicle while the engine is automatically stopped by the ENG A-STOP system. Doing so may lead to an accident.
 - Manual transmission vehicle – If the driver's seat belt is unfastened and the driver's door is opened, the engine will stall.
 - Auto Gear Shift vehicle – If the driver's seat belt is unfastened, even if the brake pedal is pressed down, or the driver's door is opened, the engine will be restarted to warn you that the engine was stopped automatically by the ENG A-STOP system.
- If the engine does not restart automatically after having been stopped automatically by the ENG A-STOP system, push the engine switch to start the engine. Trying to move the vehicle when the engine has not yet restarted requires a strong force to turn the steering wheel or depress the brake pedal, potentially leading to an accident.

NOTICE

The vehicle equipped with this system uses a dedicated high-performance battery that supports ENG A-STOP system. Accordingly, observe the instructions listed below. If these instructions are not observed, the system may not actuate properly or the battery may die prematurely.


- When replacing the battery, use a MARUTI SUZUKI genuine battery specified in the Specification.
- Do not draw power from the battery terminals for electrical products.

OPERATING YOUR VEHICLE

Automatic Stopping/Restarting of the Engine

Manual transmission vehicle

- 1) With the brake pedal depressed, decelerate the vehicle.



56RM03004

- 2) After the vehicle has stopped with the clutch pedal depressed and the gearshift lever shifted to "N", and then release the clutch pedal, the engine will stop automatically.

The ENG A-STOP indicator light (green) (1) will come on.

- The ENG A-STOP system will not stop the engine automatically if all the automatic engine stop conditions are not met. For details, refer to the section, "Automatic engine stop conditions".

- During the automatic engine stop, the engine may shut down, accompanied by an interior buzzer or restarted, to ensure safety.

For details, refer to the section, "Points to note during the automatic engine stop".

NOTICE

During the automatic engine stop condition,

- Do not shift the gearshift lever to a position other than "N" without depressing the clutch pedal. If the gear shift lever is in a position other than "N", the engine will not restart automatically even if the clutch pedal is depressed.
- If the driver unfastens the seat belt, the engine does not restart automatically even if the clutch pedal is depressed. Also a buzzer will sound to alert the driver. In this case, fasten the seat belt.

NOTE:

The ENG A-STOP system will not operate and engine does not stop automatically under the following conditions:

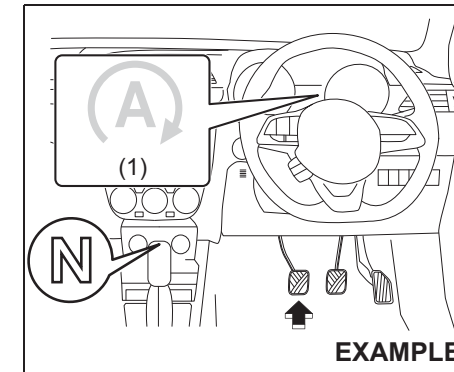
- Engine auto stop function will be ready once the vehicle runs at a speed exceeding 6km/h after restart of the engine.
- The audio and other electrical component can be used during the automatic

engine stop, but the air conditioner will switch to the fan mode.

- If the vehicle is equipped with automatic heating and air conditioning system, the fan speed will be limited during the automatic engine stop (only in the auto control mode) to keep the cabin air-conditioned for a longer time.

NOTE:

For manual transaxle vehicles, if the engine stalled by a rapid clutch operation, the engine will restart with the gear positioned "N" (neutral) and the clutch pedal depressed.



56RM03005

- 3) Regardless of whether the vehicle has stopped or not, depressing the clutch pedal will restart the engine and ENG A-STOP indicator light (green) (1) will go off.

OPERATING YOUR VEHICLE

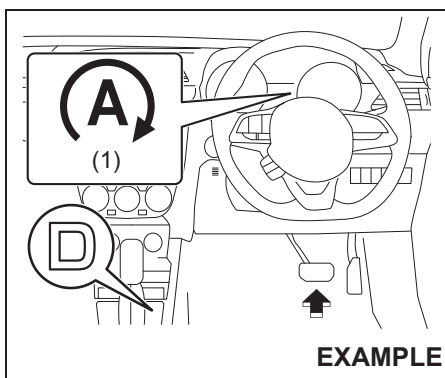
While the engine is stopped automatically, depressing the clutch pedal will restart the engine consuming fuel. Therefore, for fuel economy, it is recommended to depress the clutch pedal just before the vehicle start.

- Without depressing the clutch pedal, the engine may restart automatically if the automatic engine restart conditions are met.

For details, refer to the section, “Automatic engine restart conditions”.

Auto Gearshift vehicle

- 1) With the brake pedal depressed, stop the vehicle.



- 2) While depressing the brake pedal, place the gearshift lever in “D” position. “ENG A-STOP” indicator light (green)

(1) in the instrument cluster will illuminate and the engine will stop automatically.

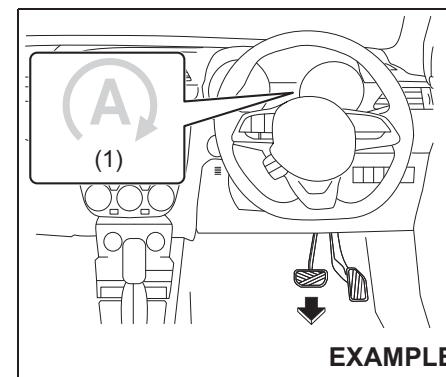
- The ENG A-STOP system will not stop the engine automatically if all the automatic engine stop conditions are not met. For details, refer to the section, “Automatic engine stop conditions”.
- During the automatic engine stop, the engine may shut down, accompanied by an interior buzzer or restarted, to ensure safety.

For details, refer to the section, “Points to note during the automatic engine stop”.

NOTE:

The ENG A-STOP system will not operate and engine does not stop automatically under the following conditions:

- *Engine auto stop function will be ready once the vehicle runs at a speed exceeding 6km/h after restart of the engine.*
- *The audio and other electrical component can be used during the automatic engine stop, but the air conditioner will switch to the fan mode.*
- *The fan speed will be limited during the automatic engine stop (only in the auto control mode) to keep the cabin air-conditioned for a longer time.*



- 3) Remove your foot from the brake pedal. “ENG A-STOP” indicator light (green) (1) in the instrument cluster will be turned off and the engine will restart automatically.

When restarting the engine, keeping brake force temporarily prevents the vehicle from moving forward by the creeping function. Also, this prevents the vehicle from rolling downward on a hill. For details, refer to the section “Hill hold control system”.

NOTE:

When the engine is restarted automatically, the following conditions may be found as the hill hold control system is activated, but this is not a malfunction.

- *You may hear a sound from the engine room.*

- As brake pedal becomes heavy, it may be difficult for you to depress it.

NOTE:

When the engine does not restart automatically when the brake pedal is released, an interior buzzer will sound and the engine will come out of the automatic engine stop mode and shut down. The ENG A-STOP indicator light (green) will go off.

Points to note during the automatic engine stop

When the following operations are performed during the automatic engine stop, the engine may shut down, accompanied by an interior buzzer or restarted, to ensure safety.

- When the hood is opened, an interior buzzer will sound intermittently and the engine will come out of the automatic engine stop mode and shut down. The ENG A-STOP indicator light (green) will go off.
- For manual transmission model, when the driver releases the seat belt and opens the driver's door, the buzzer sounds for 2.5 seconds and the ENG A-STOP indicator light (green) turns off and then the engine will stall.
- For Auto Gear Shift vehicle, if the engine does not start 2 seconds after the brake is released, the buzzer will sound, the ENG A-stop light will go off, and the engine will stall.

NOTE:

The power steering warning light, oil pressure warning light and charge warning light on the meter panel do not come on during the automatic engine stop, but they will come on once the engine shuts down.

NOTICE

The ENG A-STOP system will not operate and engine does not restart automatically or the engine stalls with warning buzzer under the following conditions:

- Engine hood is open.

For manual transaxle vehicle

- Driver's seat belt is not fastened and driver's door is open.
- The gearshift lever is moved to a position other than "N" (Neutral) position without depressing the clutch pedal.

When the engine stalls, restart the engine by usual operation.

Refer to "Starting the engine (vehicle with keyless push start system)" or "Starting engine (vehicle without keyless push start system)" in this section for details.

NOTE:

For manual transaxle vehicles, if the engine stalled by a rapid clutch operation, the engine will restart with the gear positioned "N" (neutral) and the clutch pedal depressed.

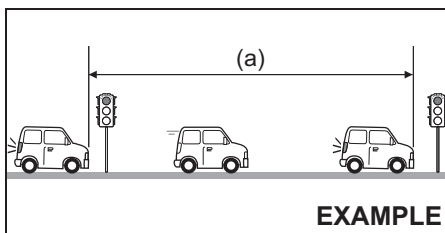
Actuation conditions for ENG A-STOP system

Standby conditions

When all of the following conditions are met while the vehicle is traveling, ENG A-STOP system will be permitted:

- The engine is started with the hood completely closed.
- The hood is completely closed.
- The ENG A-STOP OFF switch has not been pressed to deactivate the ENG A-STOP system.
- The battery is fully charged and the temperature inside the battery is within the specified range (#1).
- The engine has warmed up and the engine coolant temperature is within the specified range.
- The driver is wearing seat belts.
- The driver's door is completely closed.
- No electronically controlled system besides the ENG A-STOP system is issuing a signal to inhibit stopping of the engine (#2).
- For the vehicle equipped with automatic heating and air conditioning system, the temperatures at air-conditioner outlets are sufficiently low in the cooling mode or sufficiently high in the heating mode.
- For the vehicle equipped with automatic heating and air conditioning system, the defroster is turned off.
- The negative pressure of the brake booster is normal.

OPERATING YOUR VEHICLE



- The ABS or ESP® has not been activated during one driving cycle (a) from the engine start to the vehicle start and stop.
- The gearshift lever is in “N” (Neutral) position (for manual transmission vehicle).
- The gearshift lever is in “D” or “N” (for auto gearshift vehicle).

#1 If the vehicle has not been in use for an extended period of time or the audio or other electrical component was used for an extended period of time while the engine was stopped, the battery may have discharged and it may take some time before the standby mode is achieved.

#2 If any of the warning and indicator lights affecting the ENG A-STOP system come on, the engine will not be stopped automatically.

Automatic engine stop conditions

When all of the following conditions are met under the standby conditions, the

engine will stop automatically after the vehicle has stopped:

- The gearshift lever is in “N” (Neutral) position (for manual transmission vehicle).
- The clutch pedal is released (for manual transmission vehicle).
- The vehicle has stopped.
- The accelerator pedal is not depressed.
- The vehicle is not stopped on a steep hill (for auto gear shift vehicle).
- The gearshift lever is in “D” or “N” position (for auto gearshift vehicle).
- The brake pedal is depressed appropriately (for auto gearshift vehicle).

NOTICE

For auto gearshift vehicle, the ENG A-STOP system will not operate, if the brake pedal is depressed weakly or very strongly.

Automatic engine restart conditions

If one of the following operations is performed or the vehicle enters one of the following modes during the automatic engine stop, the engine will restart automatically and the ENG A-STOP indicator light (green) will go off:

- The clutch pedal is depressed (for manual transmission vehicle).
- When the brake pedal is released (for auto gearshift vehicle).

- The ENG A-STOP OFF switch is pressed to deactivate the ENG A-STOP system.
- The battery has discharged substantially (#).
- A malfunction of the system is detected (#).
- The negative pressure of the brake booster has dropped (#).
- For the vehicle equipped with automatic heating and air conditioning system, the temperatures at air conditioner outlets have changed considerably after the automatic engine stop to the point of affecting the cooling/heating performance (#).
- For the vehicle equipped with automatic heating and air conditioning system, the temperature selector has been turned considerably to the COOL side in the cooling mode or to the HOT side in the heating mode (#).
- For the vehicle equipped with automatic heating and air conditioning system, the defroster is turned on (#).
- The accelerator pedal depressed (for auto gearshift vehicle).
- The gearshift lever is put in “R” or in “M” position (for auto gear shift vehicle).
- After the gearshift lever is shifted to “N”, it is returned to “D” (for auto gear shift vehicle).
- The driver releases the seat belt (for auto gearshift vehicle) (#).
- The driver’s door is opened (for auto gearshift vehicle) (#).

- The vehicle starts to move on a slope, etc. (#).
- Some time (2 minutes or so) has elapsed after the start of the automatic engine stop (#).

The ENG A-STOP indicator light (green) will blink and then go off.

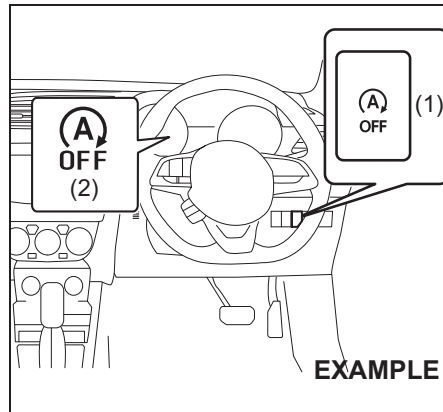
NOTICE

For manual transmission vehicle, if driver's seat belt is not fastened or the gear shift lever is in a position other than "N", the engine will not be restarted automatically.

ENG A-STOP OFF Switch (if equipped)

The ENG A-STOP system can be deactivated.

- To deactivate the system, press the ENG A-STOP OFF switch (1) to turn on ENG A-STOP OFF light (2).
- To activate the system once again, press the switch (1) again to turn off the indicator.
- Every time the engine is stopped manually, the system is enabled again and the ENG A-STOP OFF light (2) goes off.



56RM0308

NOTE:

Pressing the ENG A-STOP OFF switch (1) during the automatic engine stop will restart the engine automatically and the ENG A-STOP OFF light (2) will come on.

ENG A-STOP OFF Light (if equipped)



56RM03012



52RM30460

This indicator comes on in the information display.

- This indicator comes on when the ENG A-STOP system is deactivated.
- The indicator blinks when the engine switch is pressed to change the ignition mode to ON, if one of the conditions listed below is met.
- The ENG A-STOP system does not actuate correctly while the indicator is blinking. Have the system inspected by a Maruti Suzuki authorised workshop.
 - There may be something wrong with the ENG A-STOP system.
 - An engine component or the battery is due for replacement.


NOTE:

If the indicator blinks during the automatic engine stop, the engine may shut down.




OPERATING YOUR VEHICLE

Information message (if equipped)



The information display shows the messages to let you know certain problems of the ENG A-STOP system.

Information message	Sound	Cause and remedy
 52RM30650	Off	<p>The ENG A-STOP system cannot stop the engine automatically because one of the following automatic engine stop conditions is not met.</p> <ul style="list-style-type: none">• When the engine is started with the hood open.• When the temperature of the vehicle battery is either low or high.• When the vehicle battery performance is low.• When the blower speed selector is set to the ON mode and the inside of the vehicle has not sufficiently cooled and warmed (for the vehicle with automatic air conditioning).• When the defrost switch is set to the ON mode (for the vehicle with automatic air conditioning).• During or after the ABS or ESP[®] system is activated, and the vehicle is stopped.• When the brake booster vacuum pressure is low.• When the accelerator pedal is depressed.• When the clutch pedal is not depressed and the gearshift lever is in a position other than "N" (Neutral).• When the driver's door is not closed.• When the driver's seat belt is not fastened.• When the engine hood is not closed.• The engine has warmed up and the engine coolant temperature is within the specified limit.• No electronically controlled system besides the ENG A-STOP system is issuing a signal to inhibit stopping of the engine.• The gearshift lever is in a position other than "D" or "N" (for auto gearshift vehicle).

OPERATING YOUR VEHICLE

Information message	Sound	Cause and remedy
 52RM30660	Off	<p>The engine is restarting automatically because one of the following automatic engine restart conditions is met.</p> <ul style="list-style-type: none"> • The temperatures at air conditioner outlets have changed considerably after the automatic engine stop to the point of affecting the cooling/heating performance. • The lead-acid battery has discharged substantially. • Some time has elapsed after the start of the automatic engine stop.
 56RM03027	Off	<p>The engine restarted automatically.</p>
 56RM03127	ON	<p>The engine does not restart automatically or the engine stalls under the following conditions:</p> <ul style="list-style-type: none"> • When the hood is opened while the engine is stopped automatically, and then the hood is closed after the engine stall • For manual transmission vehicle, while the engine is stopped automatically, if the driver's door is opened and the driver's seat belt is unfastened, and then close the driver's door and fastened driver's seat belt after the engine stall.

OPERATING YOUR VEHICLE

Information message	Sound	Cause and remedy
 52RM30670	Beep (5 seconds from interior buzzer)	The engine restarted automatically because the following automatic engine restart condition is met. <ul style="list-style-type: none">• When the vehicle coasts down a slope.• The negative pressure of the brake booster has dropped.• The defroster is turned on.• The door is opened.• The seat belt is unfastened.
 52RM30690	Beep (two times from interior buzzer)	This message appears in the display for manual transmission vehicle (without keyless push start system), if the gearshift lever is shifted to a position other than “N” (Neutral) without depressing the clutch pedal during an engine stall. To restart the engine, place the gearshift lever in “N” (Neutral) position and depress the clutch pedal.

OPERATING YOUR VEHICLE

Cruise Control (if equipped)

The cruise control system allows you to maintain a steady speed without keeping your foot on the accelerator pedal. The controls for operating the cruise control system are on the steering wheel.

You can use the cruise control system under the following conditions:

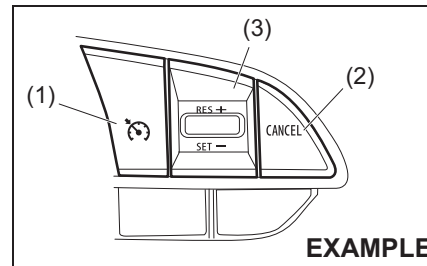
- For manual transmission vehicle, the gear position is in 3rd, 4th or 5th.
- For auto gearshift vehicle, the gearshift lever is in "D" position or the gear position is in 3rd, 4th, 5th, or 6th in the manual mode.
- The vehicle speed is about 40 km/h or higher.

WARNING

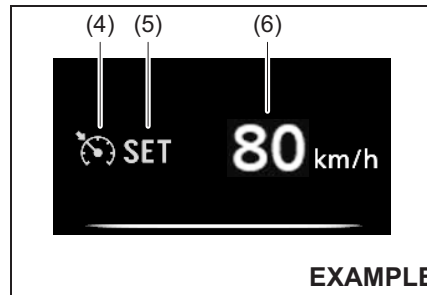
To help avoid loss of vehicle control, do not use the cruise control system when driving in heavy traffic, on slippery or winding roads, or on steep downhills.

Setting Cruising Speed

Cruise control switch



- (1) Cruise switch
- (2) "CANCEL" switch
- (3) "RES +/SET -" switch



- (4) Cruise control indicator
- (5) "SET" indicator
- (6) Set speed indication

- 1) Turn on the cruise control system by pushing cruise switch (1). When the cruise indicator (4) comes on, you can set cruising speed.
- 2) Accelerate or decelerate to the desired speed.
- 3) Push down the "RES +/SET -" switch (3), "SET" indicator (5) comes on. Also, set speed indication (6) comes on at the same time. Take your foot off the accelerator pedal and the set speed will be maintained.

WARNING

If the cruising speed is set by accident, you cannot decelerate or could lose control of the vehicle. This could lead to an accident, resulting in severe injury or death. Turn off the cruise control system and check that cruise indicator (4) is off when the system is not in use.

NOTE:

Established cruising speed may differ a little from the speed meter indication depending on the road conditions.

Changing Speed Temporarily

When the cruising speed is maintained, you can temporarily accelerate or decelerate.

OPERATING YOUR VEHICLE

To accelerate, depress the accelerator pedal. When you take your foot off the pedal, your vehicle will return to the set speed.

To decelerate, depress the brake pedal. The set speed will be canceled and "SET" indicator (5) will go off.

To resume the previously set speed, push up the "RES +/SET -" switch (3) and "SET" indicator (5) again when vehicle speed is above 40 km/h. The vehicle will accelerate to the previously set speed and maintain its speed.

NOTE:

For auto gear shift vehicle, when the cruising speed is maintained, you cannot decelerate by using the engine brake even if you downshift from higher gear to 3rd in the manual mode.

To decelerate while the cruise control is on, depress the brake pedal or push down the "RES +/SET -" switch (3).

Changing Cruising Speed

Using the accelerator pedal

To reset at a faster cruising speed, accelerate to the desired speed using the accelerator pedal and push down the "RES +/SET -" switch (3). The new speed will be maintained.

Using the brake pedal

To reset at a slower cruising speed, decelerate to the desired speed using the brake pedal and push down the "RES +/SET -" switch (3). The new speed will be maintained.

NOTE:

When the brake pedal is depressed, "SET" indicator (5) will go off until you reset the cruising speed.

Using "RES +/SET -" switch

To reset at a faster cruising speed, press repeatedly or hold push up the "RES +/SET -" switch (3). Vehicle speed will steadily increase. When you release the switch, the new speed will be maintained.

To reset at a slower cruising speed, press repeatedly or hold push down the "RES +/SET -" switch (3) until the vehicle has slowed to the desired speed, and then release the switch. The new speed will be maintained.

NOTE:

- You can adjust the set speed by approximately 1 km/h by pushing "RES +/SET -" switch quickly.
- When the current vehicle speed is about 10 km/h or more faster than the previously set speed, the cruising speed cannot be decreased even if "RES +/SET ." switch is pushed down.
- When the current vehicle speed is about 10 km/h or more slower than the previously set speed, the cruising speed cannot be increased even if "RES +/SET ." switch is pushed up.

Cancelling Cruise Control

"SET" indicator (5) will go off and the cruise control will be canceled temporarily with the following conditions:

- Push "CANCEL" switch (2).
- Depress the brake pedal.
- For manual transmission, depress the clutch pedal.
- For auto gearshift model, down-shift from 3rd to 2nd gear in the manual mode.
- The vehicle speed falls more than about 20 percent from the set speed.
- Any time the vehicle speed falls below 40 km/h.
- When the vehicle skids and ESP® is activated.

To resume the previously set speed, push up the "RES +/SET -" switch (3) and turn on "SET" indicator (5). The vehicle speed

OPERATING YOUR VEHICLE

must be above 40 km/h when the vehicle is not under the above conditions.

To turn off the cruise control system, push cruise switch (1) and check that the cruise indicator (4) is off.

Also, if the malfunction indicator light in the instrument cluster comes on or blinks, the cruise control system will be turned off.

NOTE:

If you turn off the cruise control system, the previously set speed in the memory is cleared. Reset your cruising speed again.

Parking sensors

- The parking sensor system uses ultrasonic sensors to detect obstacles near the rear bumper. If obstacles are sensed while you are parking or moving the vehicle slowly, the system warns you by sounding a buzzer and displaying symbols representing the obstacles on the information display in the instrument cluster (if equipped).
- The system emits an ultrasonic wave and the relevant sensor detects the return of the wave reflected by an obstacle. The system measures the time taken by the ultrasonic wave to reach the obstacle and return from it, from which it determines the obstacle's position.
- The parking sensor function can be used when the engine switch is pressed to change the ignition mode to "ON", the gearshift lever is in the "R" position. This function is helpful in the following cases: pulling over to the curb; parallel-parking the vehicle; steering the vehicle into a garage; driving along an alley; and moving slowly in a place with obstacles.

WARNING

- The parking sensor warns you of obstacles with buzzers and by showing you the location of the obstacles on the information display (if equipped). However, you must still pay full attention yourself while driving.
- The sensors can detect obstacles only within a limited area and only when the vehicle is moving within a limited speed range. So, in tricky areas, you must move the vehicle slowly while checking around it using your direct vision or rearview mirrors. There is increased risk of an accident if you control the vehicle relying only on the parking sensor.

NOTE:

When the gearshift lever is shifted to the "R" position, a buzzer will sound once.

NOTICE

Parking sensors are only for driver's assistance.

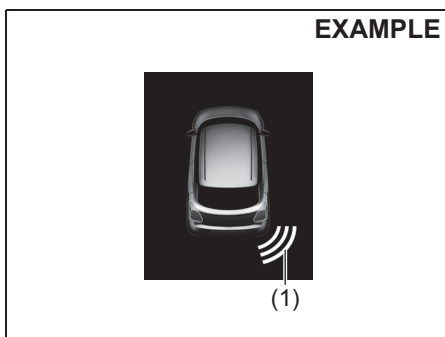
OPERATING YOUR VEHICLE

Vehicle with Instrument Cluster (Type A and Type B)

When the gearshift lever is shifted to the reverse for manual transmission vehicles or the "R" position for auto gearshift vehicles, a buzzer will sound.

Vehicle with Instrument Cluster (Type C)

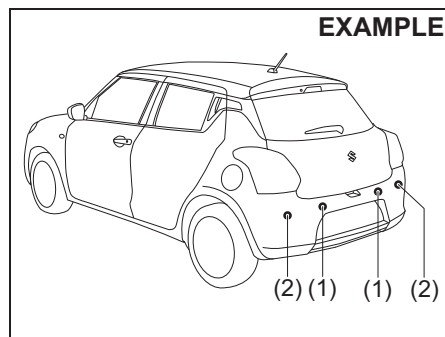
Information display symbol



(1) Symbol representing an obstacle detected by parking sensor*

* This symbol shows that an obstacle is located on the right rear of vehicle.

Sensor locations



- (1) Rear center sensors (2 places)
- (2) Rear corner sensors (2 places)

NOTICE

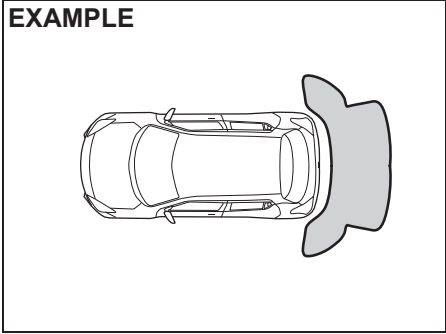
- Avoid hitting the sensor areas or directing the nozzle of a high-pressure car washer onto the sensor areas. Otherwise, the sensors may be damaged.
- If the bumper hits a hard object, the sensors on it may not work properly. If this occurs, have the sensors inspected by an authorised Maruti Suzuki workshop.

OPERATING YOUR VEHICLE

Working sensors
The sensors work depending on the gearshift lever position as follows:

Gearshift lever position		Manual transaxle		Auto Gear Shift	
		R	N, 1st – 5th	R	N, D or M
Rear sensors	Center	On	Off	On	Off
	Corner	On	Off	On	Off

Approximate areas where obstacles can be detected



55RM03012

- An obstacle within about 20 cm (8 in) from a sensor or just below a sensor is not detectable.
- The sensors can detect obstacles such as a wall up to about 1.5 m (5 ft) from the rear of vehicle.

OPERATING YOUR VEHICLE

WARNING

- Under the following conditions, the parking sensor system may not work normally because the sensors cannot detect obstacles correctly.
 - Sensors are covered with mud, ice or other materials (Such materials must be removed for normal operation).
 - Sensors are wet from water splashes or heavy rain.
 - Sensors are covered by a hand, sticker, accessory, etc.
 - There is an accessory or other object attached within the sensor's sensing area.
 - Items such as tow hooks, commercially available corner poles, radio antenna, etc. are installed on the bumper.
 - The height of the bumper is changed due to alteration to the suspension or other causes.
 - The sensor areas are extremely hot from direct sunlight or cold due to freezing weather.
 - The vehicle is on a rough surface, slope, gravel road or grass field.
 - The vehicle is at a steep angle.

(Continued)

WARNING

(Continued)

- Sensors have intercepted ultrasonic noise from another vehicle's horn, engine, air braking system (large vehicles), or parking sensor.
- Obstacles are too close to the sensors.
- Sensors are at an angle to a highly reflective object such as glass (Ultrasonic waves are not reflected back from the obstacle).
- Sensors may not be able to correctly detect the following types of obstacles:
 - Objects made of a thin material like wire netting and ropes.
 - Square-shaped curbstones or other objects with sharp edges.
 - Tall objects with a large upper part like a road sign.
 - Low-profile objects such as curbstones.
 - Sound-absorbing objects such as cotton and snow.

NOTE:

- Thin poles or obstacles lower than the sensors may become undetectable as the vehicle moves closer to them even if they have been detected from longer distances.
- The system may calculate the distance to a road sign or similar obstacle to be shorter than the actual distance.

OPERATING YOUR VEHICLE

Obstacle indication by parking sensor

Upon detecting an obstacle, the parking sensor causes an interior buzzer to sound.

- A buzzer located behind the rear seat sounds when a sensors at the rear detects an obstacle.
- Warnings when obstacles are detected by corner sensors

Distance (approx.)	Buzzer
45 – 60 cm (18 – 24 in.)	Short beeps at short intervals
35 – 45 cm (14 – 18 in.)	Short beeps at very short intervals
Less than 35 cm (14 in.)	Continuous beep

- Warnings when obstacles are detected by center sensors

Distance (approx.)	Buzzer
60 – 150 cm (24 – 59 in.)	Short beeps at long intervals
45 – 60 cm (18 – 24 in.)	Short beeps at short intervals
35 – 45 cm (14 – 18 in.)	Short beeps at very short intervals
Less than 35 cm (14 in.)	Continuous beep

Warning and indicator messages

Vehicle with Instrument Cluster (Type A and Type B)



If there is a problem or warning regarding the parking sensor system, a buzzer and the status of the indicator on the parking sensor inform it. Follow its instruction.

- The buzzer sounds intermittently. The indicated sensor is contaminated. Wipe it clean with a soft cloth. If the buzzer does not stop after wiping, there may be problem with the parking sensor system. Have your vehicle inspected by an authorised Maruti Suzuki workshop.

OPERATING YOUR VEHICLE

Vehicle with Instrument Cluster (Type C)

If there is a problem or warning regarding the parking sensor system, a message is displayed on the information display in the instrument cluster, and a symbol blinks and the buzzer sounds. If a message is displayed, follow its instruction.

Message	Symbol	Probable cause and remedy
	Two blinking lines in a sensor location.	There may be a problem with the parking sensor system. Have your vehicle inspected by Maruti Suzuki authorised workshop.
	One blinking line in a sensor location.	The indicated sensor is contaminated. Wipe it clean with a soft cloth.

Rearview camera (if equipped)

When the gearshift lever is shifted to “R” position while the ignition mode is “ON”, the rearview camera system automatically shows the view behind the vehicle on the display.

WARNING

The distance viewed in the rearview camera may differ from the actual distance according to the condition of road or the load the vehicle is carrying. Since the camera display area is also limited, backing up by only looking at the display may cause an accident or a crash with an object. The rearview camera cannot replace the driver's attention. The driver alone is responsible for parking and similar driving maneuvers.

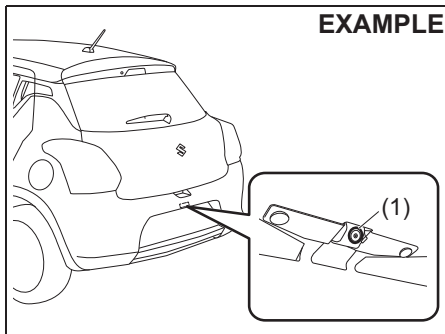
- Use the rearview camera only to provide driving assistance.
- Always drive carefully confirming the safety of the rear and the surrounding conditions by looking directly with your eyes and using the rear view mirror.
- Check that the trunk lid is securely closed when backing up.

OPERATING YOUR VEHICLE

NOTICE

If you use the rearview camera for a long time when the ignition mode is "ON", but the engine is not running, the battery may discharge. Do not leave the ignition mode "ON" for a long time when the engine is not running.

Rearview camera location



(1) Rearview camera

The rearview camera is installed beside the license plate light.

NOTICE

The rearview camera is a precision instrument. If you strike the camera, it may be broken and cause damage resulting in a catch fire or a malfunction.

- Do not strike the camera.
- Do not remove snow or mud on the camera lens with a stick.

NOTICE

If water enters the rearview camera, it may cause a malfunction or catch fire.

Do not use high pressure water around the camera.

NOTICE

This lens is hard coated to prevent damage or discoloration. Damage or discoloration of lens may obscure the image.

- Do not use a brush to clean lens.
- Do not use alcohol, benzene or thinner to clean the lens.
- Do not use wax on the camera lens.

NOTE:

If body wax gets on the camera lens, wipe off the wax with a clean cloth dampened with mild detergent diluted with water, and then wipe the lens with a dry cloth.

How to use rearview camera

- 1) Press the engine switch to change the ignition mode to "ON".
- 2) Shift the gearshift lever in "R" position.
 - The display automatically shows the view behind the vehicle.
 - When the gearshift lever is shifted from "R" to another gearshift lever position, the display returns to the previous display.

NOTE:

The rearview camera display has first priority in any display mode. However, the rearview camera display does not show the rear view while the system is initializing.


Display range of rearview camera

The rearview camera display shows the area behind the rear end of the bumper. The display cannot show objects which are close to the bumper or under the bumper. The rearview camera display cannot show obstacles which are higher than the camera. Upper parts of tall objects such as road signs cannot be viewed on the display.

OPERATING YOUR VEHICLE

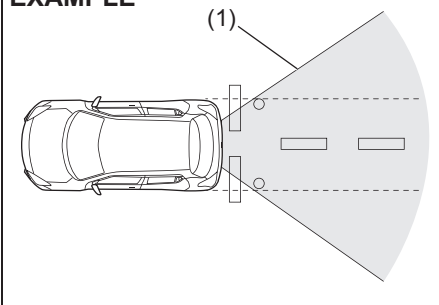
Display range of rearview camera

EXAMPLE



55RM03014

EXAMPLE



55RM03015

(1) Display range

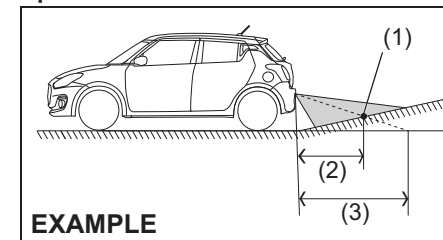
NOTE:

- Images shown on the display from the rearview camera are reversed images (mirror images).
- The colors of objects on the rearview camera may differ from the actual object colors.
- The rearview camera display may be difficult to see under the following conditions, but this is not a system malfunction.
 - In dark areas, on a rainy day or at night.
 - When the temperature around the lens is too high/low, or the camera is wet such as on a rainy day or during periods of high humidity (dew condensation may occur on the camera lens).
 - When a foreign object such as mud or a drop of water is stuck around the camera lens.
 - When strong light directly enters the camera (vertical lines may be seen on the display).
 - Under fluorescent light (The display may flicker).
 - When the outside temperature is low (the image on the display may be darkened).

Rearview camera screen indication

The distance viewed in the rearview camera may differ from the actual distance according to the condition of the road or the load the vehicle is carrying.

Uphill incline behind the vehicle

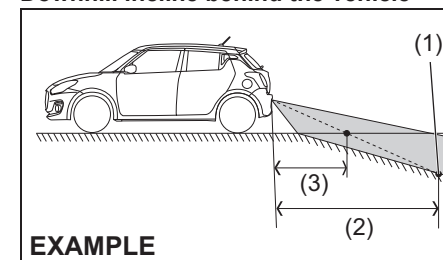


55RM03016

- (1) Object
(2) Actual distance
(3) Distance on the display

When there is an uphill incline behind the vehicle, the object shown on the display appears farther away than the actual distance.

Downhill incline behind the vehicle



55RM03017

- (1) Object
(2) Actual distance
(3) Distance on the display

When there is a downhill incline behind the vehicle, the object shown on the display appears closer than the actual distance.

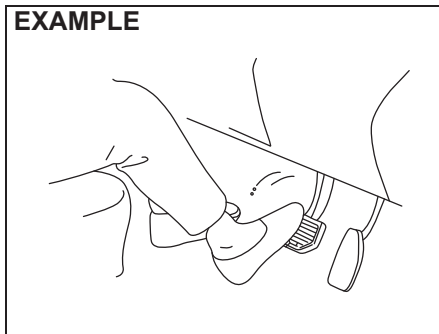
If the rear view from the rearview camera is not shown or there is a poor image

- If the rear view from the rearview camera is not shown.
 - Check that the ignition mode is “ON”.
 - Check that the gearshift lever is shifted to “R” position.
- If the image from the rearview camera is poor.
 - Check that the camera lens is not dirty.
 - Check that light from the sun or the beam of the headlights from the vehicle behind is not shining directly into the lens.

If the rearview camera system is still not working properly after checking the above, have the system inspected by an authorised Maruti Suzuki workshop as soon as possible.

Braking

EXAMPLE



60G165A

The distance needed to bring any vehicle to a halt increases with the speed of the vehicle. The braking distance needed, for example, at 60 km/h will be approximately 4 times greater than the braking distance needed at 30 km/h. Start to depress the brake pedal when there is plenty of distance between your vehicle and the stopping point, and slow down gradually.

⚠ WARNING

If water gets into the brake devices, brake performance may become poor and unpredictable. After driving through water or washing the underside of the vehicle, test the brakes while driving at a slow speed to see if they have maintained their normal effectiveness. If the brakes are less effective than normal, dry them by repeatedly applying the brakes while driving slowly until the brakes have regained their normal effectiveness.

Power-assisted brakes

Your vehicle has power-assisted brakes. If power assistance is lost due to a stalled engine or other failures, the system is still fully operational on reserve power and you can bring the vehicle to a complete stop by pressing the brake pedal once and holding it down. The reserve power is partly used up when you depress the brake pedal and reduces each time the pedal is pressed. Apply smooth and even pressure to the pedal. Do not pump the pedal.

OPERATING YOUR VEHICLE

⚠ WARNING

Even without reserve power in the brake system, you can still stop the vehicle by pressing the brake pedal harder than normally required. However, the stopping distance may be longer.

Brake assist system (if equipped)

When you slam the brakes on, the brake assist system determines it to be an emergency stop and provides more powerful braking for a driver who cannot hold down the brake pedal firmly.

NOTE:

If you quickly and forcefully depress the brakes, you may hear a clicking sound in the brake pedal. This is normal and indicates that the brake assist system is activated properly.

Anti-lock brake system (ABS)

ABS will help you avoid skidding by electronically controlling braking pressure. It will also help you maintain steering control when braking on slippery surfaces or when braking hard.

The ABS works automatically, so you do not need any special braking technique. Just push the brake pedal down without pumping. The ABS will operate whenever it senses that the wheels are locking up.

You may feel the brake pedal move a little while the ABS is operating.

NOTE:

- The ABS will not work if vehicle speed is under about 9 km/h.
- If the ABS system is activated, you may hear a clunking noise and/or feel pulsating in the brake pedal. This is normal and indicates that the brake fluid pressure is being controlled properly.
- You may hear an operation sound when you start the engine or after the vehicle begins to move. This means that the above systems are in the self-check mode. This sound does not indicate a malfunction.

⚠ WARNING

- On some types of loose surfaces (such as gravel, snow-covered roads, etc.), the stopping distance required for a vehicle with ABS may be slightly greater than the one required for a comparable vehicle with a conventional brake system. With a conventional brake system, skidding tires are able to plow the gravel or snow layer, shortening the stopping distance. ABS minimizes this resistance effect. Allow for extra stopping distance when driving on loose surfaces.

(Continued)

⚠ WARNING

(Continued)

- On regular paved roads, some drivers may be able to obtain slightly shorter stopping distances with conventional brake systems than with ABS.
- In both of the above conditions, ABS will still offer the advantage of helping you maintain directional control. However, remember that ABS will not compensate for bad road or weather conditions or poor driver judgment. Use good judgment and do not drive too fast.

EXAMPLE



54MM069

- (1) ABS warning light
(2) Brake system warning light

⚠ WARNING

- If the ABS warning light (1) on the instrument cluster comes on and stays on while driving, there may be a problem with the ABS system. Ask an authorised Maruti Suzuki workshop to inspect the ABS system immediately. If the ABS system becomes inoperative, the brake system will function as an ordinary brake system that has no ABS.
- If the ABS warning light (1) and the brake system warning light (2) on the instrument cluster simultaneously stay on or come on while driving, both anti-lock function and rear brake force control function (proportioning valve function) of the ABS system may have failed. If so, the rear wheels may easily skid or the vehicle can even spin in the worst case when braking on a slippery road or when hard braking even on a dry paved road. Ask an authorised Maruti Suzuki workshop to inspect the ABS system immediately. Drive carefully, avoiding hard braking as much as possible.

How ABS works

A computer continuously monitors wheel speed. The computer compares the changes in wheel speed when braking. If the wheels slow suddenly, indicating a skidding situation, the computer will change braking pressure several times each second to prevent the wheels from locking. When you start your vehicle or when you accelerate after a hard stop, you may hear a momentary motor or clicking noise as the system resets or checks itself. "This is absolutely normal and indicates that ABS is functioning properly".

⚠ WARNING

The ABS may not work properly if tires or wheels other than those specified in the owner's manual are used. This is because the ABS works by comparing changes in wheel speed. When replacing tires or wheels, use only the size and type specified in this owner's manual.

Electronic stability program (ESP®) (if equipped)

ESP® is a registered trademark of Daimler AG.

The Electronic Stability Program (ESP®) helps to control the vehicle during cornering if front wheels or rear wheels skid. It also assists you in maintaining traction while accelerating on loose or slippery road surfaces. It does this by regulating the engine's output, and by selectively applying the brakes. In addition, ESP® helps to avoid skidding by controlling braking pressure.

⚠ WARNING

The ESP® cannot enhance the vehicle's driving stability in all situations and does not control your vehicle's entire braking system. The ESP® cannot prevent accidents, including those resulting from excessive speed in turns, or hydroplaning. Only safe and attentive drive can prevent accidents. The capabilities of an ESP®-equipped vehicle must never be used as a substitute for careful driving.

The ESP® totally manages following four systems, (stability control, traction control, ABS and Brake assist) to help enhance vehicle stability in response to various driving conditions;

OPERATING YOUR VEHICLE

Stability control system

The vehicle stability control system helps provide integrated control of systems such as anti-lock brakes, traction control, engine control, etc. This system automatically controls the brakes and engine to help prevent the vehicle from skidding when cornering on a slippery road surface or when turning the steering wheel abruptly.

Traction control system

The traction control system automatically helps prevent the spinning of wheels when the vehicle is started or accelerated on slippery road surfaces. The system operates only if it senses that some of the wheels are spinning or beginning to lose traction. When this happens, the system operates the front or rear brakes and reduces engine power to limit wheel spin.

NOTE:

You may hear an operation sound when you start the engine or after the vehicle begins to move. This means that the above systems are in the self-check mode. This sound does not indicate a malfunction.

Anti-Lock Brake System (ABS)

ABS will help you avoid skidding by electronically controlling braking pressure. It will also help you maintain steering control when braking on slippery surfaces or when braking hard. The ABS works automatically, so you do not have to use any special braking technique. Just push the brake

pedal down without pumping. The ABS will operate whenever it senses that wheels are locking up. You may feel the brake pedal pulsate while the ABS is operating. (For more information on ABS, see "Braking" in this section.)

NOTE:

- *The ABS will not work if vehicle speed is under about 9 km/h.*
- *If the ABS system is activated, you may hear a clunking noise and/or feel pulsating in the brake pedal. This is normal and indicates that the brake fluid pressure is being controlled properly.*

Brake assist system

When you step on the brake pedal, the brake assist system determines it to be an emergency stop and provides more powerful braking for a driver who cannot hold down the brake pedal firmly.

NOTE:

If you quickly and forcefully depress the brakes, you may hear a clicking sound in the brake pedal. This is normal and indicates that the brake assist system is activated properly.

⚠ WARNING

- The ESP® may not work properly if tires or wheels other than those specified in the owner's manual are used. When replacing tires or wheels, use only the size and type specified in this owner's manual.
- The ESP® may not work properly if tires are not inflated to the recommended tire pressure.
- The ESP® may not work properly if tires are fitted with tire chains.
- The ESP® may not work properly if the tires are excessively worn. Replace tires when the tread wear indicators in the grooves appear on the tread surface.
- The ESP® is not a substitute for winter tires or tire chains on a snow-covered road.

⚠ WARNING

- The ESP® may not work properly if engine related parts such as the muffler are not equivalent to standard equipment or are extremely deteriorated.
- Do not modify the vehicle's suspension since the ESP® may not work properly.

OPERATING YOUR VEHICLE

NOTE:

- If the ESP[®] system is activated, you may hear a clunking noise and/or feel pulsating in the brake pedal. This is normal and indicates that the brake fluid pressure is being controlled properly.
- You may hear an operation sound when you start the engine or after the vehicle begins to move. This means that the above systems are in the self-check mode. This sound does not indicate a malfunction.

The ESP[®] indicator lights are described below:

ESP[®] warning light (if equipped)



56RM03011

This light blinks 5 times per second when one of the following systems is activated.

- Stability control system
- Traction control system

If this light blinks, drive carefully.

When the ignition is pushed to "ON" mode, this light comes on briefly so you can check that the light is working.

NOTICE

If the ESP[®] warning light comes on and stays on while driving, there may be a malfunction of the ESP[®] systems (other than ABS). You should have the systems inspected by a Maruti Suzuki authorised workshop.

NOTE:

When the ESP[®] warning light comes on and stays on while driving, indicating a malfunction of the ESP[®] systems (other than ABS), the brake system will function as an ordinary ABS with no additional ESP[®] functions.

ESP[®] OFF indicator light (if equipped)

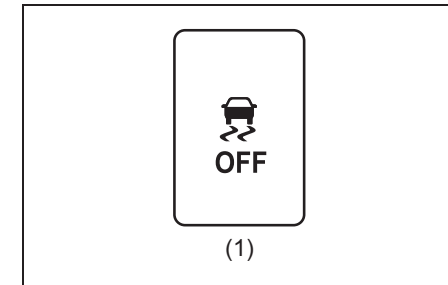


56RM03010

You should turn the ESP[®] on during your ordinary driving, so that you have the benefits of all of the ESP[®] systems.

It may be required to turn the ESP[®] systems (other than ABS) off if your vehicle is stuck in sand, mud, or snow, where wheel spin is necessary.

ESP[®] OFF switch (if equipped)



(1)

56RM03009

(1) ESP[®] OFF switch

When the ESP[®] OFF switch located at the instrument panel is pushed and held to turn off the ESP[®] systems (other than ABS), the ESP[®] OFF indicator light in the instrument cluster comes on.

When you have turned the ESP[®] systems (other than ABS) off, turn them back on before resuming ordinary driving.

When you push the ESP[®] OFF switch again, the ESP[®] OFF indicator light will go out and all of the ESP[®] systems will be activated.

OPERATING YOUR VEHICLE

ABS warning light / brake system warning light

See "Braking" in this section.

Hill hold control system (if equipped)

The hill hold control system is designed to assist you in starting to move up hills. When you start to move up a hill, the system helps to prevent the vehicle from rolling downward (for approximately 2 seconds) while you move your foot from the brake pedal to the accelerator pedal.

WARNING

- **Do not rely excessively on the hill hold control system. The hill hold control system may not prevent the vehicle from rolling downward on a hill under all load or road conditions. Always be prepared to depress the brake pedal to prevent the vehicle from rolling downward. Failure to pay attention and depress the brake pedal to hold the vehicle on a hill when necessary, may result in loss of control or an accident.**
- **The hill hold control system is not designed to stop the vehicle on a hill.**
- **After you release your foot from the brake pedal, accelerate the vehicle to move up immediately. If you release your foot from the brake pedal over 2 seconds, the hill hold control system will be canceled. If so, the vehicle may roll downward, which can result in an accident depending on the degree of slope. And, the engine may stall and the power assist for the steering and brakes will not work so steering and braking will be much harder than usual which can result in an accident or vehicle damage.**

The hill hold control system activates for a maximum of about 2 seconds if your foot is moved from the brake pedal when the following conditions are all met.


- 1) The gearshift lever is in a forward gear or reverse gear.
- 2) The parking brake is released.
- 3) The vehicle is on an upward incline.

The hill hold control system is activated when the engine is restarted after being stopped automatically, even if the previous conditions are not met.

NOTE:

When the hill hold control system is activated, the following conditions may be found, but this is not a malfunction.

- *You may hear a sound from the engine room.*
- *As brake pedal becomes heavy, it may be difficult for you to depress it.*




60G409A

DRIVING TIPS

Running-in	4-1
Catalytic converter	4-1
Improving fuel economy	4-2
Highway driving	4-3
Driving on hills	4-3
Driving on slippery roads	4-4
Driving on wet roads	4-5
Off-road driving	4-6
When encountering a flooded area	4-6
Do's and Don'ts for safe driving	4-7
Margin for safety	4-9

DRIVING TIPS

EXAMPLE



55RM04002

⚠ WARNING

- Fasten your seat belts at all times. Even though air bags are equipped at the front seating positions, the driver and all passengers should be properly restrained at all times, using the seat belts provided. Refer to “Seat belts and child restraint systems” section for instructions on proper use of the seat belts.
- Never drive under the influence of alcohol or other drugs. Alcohol and drugs can seriously impair your ability to drive safely, greatly increasing the risk of injury to yourself and others. You should also avoid driving when you are tired, sick, irritated or under stress.

Running-in

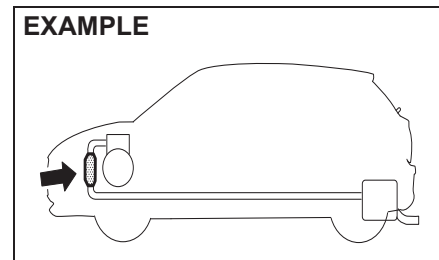
NOTICE

The future performance and reliability of the engine depends on the care and restraint exercised during its early life. It is especially important to observe the following precautions during the first 960 km of vehicle operation.

- After starting, do not race the engine. Warm it up gradually.
- Avoid prolonged vehicle operation at a constant speed. Moving parts will break in better if you vary your speed.
- Start off from a stop slowly. Avoid full throttle starts.
- Avoid hard braking, especially during the first 320 km of driving.
- Do not drive slowly with the trans-axle in a high gear.
- Drive the vehicle at moderate engine speeds.
- Do not tow a trailer.

Catalytic converter

EXAMPLE



80G106

The purpose of the catalytic converter is to minimize the amount of harmful pollutants in your vehicle's exhaust. Use of leaded fuel in vehicles equipped with catalytic converters is prohibited, because lead deactivates the pollutant-reducing components of the catalyst system.

The converter is designed to last the life of the vehicle under normal usage and when unleaded fuel is used. No special maintenance is required on the converter. However, it is very important to keep the engine properly tuned. Engine misfiring, which can result from an improperly tuned engine, may cause overheating of the catalytic converter. This may result in permanent heat damage to the catalytic converter and other vehicle components.

NOTICE

To minimize the possibility of catalytic converter or other vehicle damage:

- Maintain the engine in the proper operating condition.
- In the event of an engine malfunction, particularly one involving engine misfire or other apparent loss of performance, have the vehicle serviced promptly.
- Do not turn off the engine or interrupt the ignition when the transaxle is in gear and the vehicle is in motion.
- Do not try to start the engine by pushing or towing the vehicle, or coasting down a hill.
- Do not idle the engine with any spark plug wires disconnected or removed, such as during diagnostic testing.
- Do not idle the vehicle for prolonged periods if idling seems rough or there are other malfunctions.
- Do not allow the fuel tank to get near the empty level.

EXAMPLE



55RM04003

⚠ WARNING

Be careful where you park and drive; the catalytic converter and other exhaust components can get very hot. As with any vehicle, do not park or operate this vehicle in areas where combustible materials such as dry grass or leaves can come in contact with a hot exhaust system.

Improving fuel economy

NOTE:

Fuel economy (mileage) of the vehicle may vary due to several factors i.e., driving habits - gear change pattern, usage of A.C., Air pressure in the tyres, wind speed, traffic conditions, fuel quality- non adulterated standard fuel, maintenance of vehicle, road conditions, braking etc.

The following instructions will help you improve fuel economy.

Avoid excessive idling

If you park your vehicle for more than one minute, stop the engine and start it again later. When warming up a cold engine, do not allow the engine to idle or apply full throttle until the engine has reached operating temperature. Allow the engine to warm up by driving.

Avoid sudden acceleration

Sudden acceleration starting from rest or while driving will consume fuel unnecessarily and shorten engine life. Start off slowly.

Avoid unnecessary stops

Avoid unnecessary deceleration and stopping. Try to maintain a moderate, steady speed whenever possible. Slowing down and then accelerating again uses more fuel.

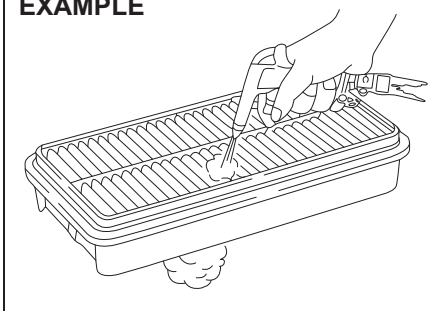
Keep a steady cruising speed

Drive at a constant speed that road and traffic conditions will permit.

DRIVING TIPS

Keep the air cleaner clean

EXAMPLE



60A183S

If the air cleaner is clogged with dust, there will be greater intake resistance, resulting in decreased power output and increased fuel consumption.

Keep weight to a minimum

The heavier the load is, the more fuel the vehicle consumes. Unload any unnecessary luggage or cargo.

Keep tire pressures correct

Under-inflation of the tires can waste fuel due to increased rolling resistance of the tires. Keep your tires inflated to the correct pressure shown in the label on the driver's door lock pillar.

Highway driving

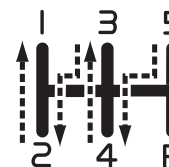
When driving at highway speeds, pay attention to the following:

- Stopping distance progressively increases with vehicle speed. Apply the brakes far enough ahead of the stopping point to allow for the extra stopping distance.
- On rainy days, hydroplaning can occur. Hydroplaning is the loss of direct contact between the road surface and the vehicle's tires due to a water film forming between them. Steering or braking the vehicle during hydroplaning can be very difficult, and loss of control can occur. Keep speed down when the road surface is wet.
- At high speeds, the vehicle may be affected by side winds. Therefore, reduce speed and be prepared for unexpected buffeting, which can occur at the exits of tunnels, when passing by a cut of a hill, or when being overtaken by large vehicles, etc.

Driving on hills

Manual transaxle

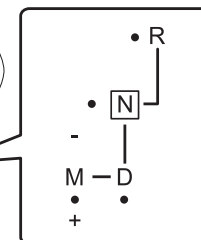
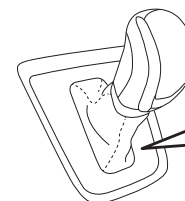
EXAMPLE



68PM00401

Auto Gear Shift

EXAMPLE



56RM03003

- When driving on steep hills, the vehicle may begin to slow down and show a lack of power. If this happens, you should shift to a lower gear so that the engine will again be operating in its higher power range. Shift rapidly to prevent the vehicle from losing momentum.

DRIVING TIPS

- When driving down a hill, the engine should be used for braking by shifting to the next lower gear.

While moving uphill/gradient from a stand still condition

(For manual transmission models)

- Apply the parking brake firmly so that the vehicle does not roll backwards.
- Depress the Clutch pedal and Shift the gearshift lever to 1st Select position.
- When ready to start, press accelerator pedal and slowly release the clutch pedal simultaneously. When the vehicle starts to move, gradually release the parking brake.

(For Auto Gear Shift models)

Refer to "Using transmission" in the "OPERATING YOUR VEHICLE" section.


⚠ WARNING

Do not hold the brake pedal down too long or too often while going down a steep or long hill. This could cause the brakes to overheat, resulting in reduced braking efficiency. Failure to take this precaution could result in loss of vehicle control.

NOTICE

When descending a downhill, Never turn the ignition key to "LOCK" position or press the engine switch to change the ignition mode to "LOCK" (OFF). Emission control system damage may result.

Driving on slippery roads



55RM04004

On wet roads, you should drive at a lower speed than you do on dry roads due to possible slippage of tires during braking. When driving on icy, snow-covered or muddy roads, reduce your speed and avoid sudden acceleration, abrupt braking, or sharp steering movements.

Tire chains

Tire chains should only be used if they are needed to increase traction or are required by law. Check that the chains you use are the correct size for your vehicle's tires. Also check that there is enough clearance between the fenders and the chains as installed on the tires.

Install the chains on the front tires tightly, according to the chain manufacturer's instructions. Retighten the chains after driving about 1.0 km if necessary. With the chains installed, drive slowly.

NOTICE

- If you hear the chains hitting against the vehicle body while driving, stop and tighten them.
- If your vehicle is equipped with full wheel caps, remove the wheel caps before installing the chains or the wheel caps can be damaged by the chain bands.

Stuck vehicle

If your vehicle gets stuck in snow, mud or sand, follow the directions below:

- 1) Shift the transaxle back and forth between a forward range (or first gear for manual transaxle) and reverse. This will create a rocking motion which may give you enough momentum to free the vehicle. Press gently on the accelerator to keep wheel spinning to a minimum

DRIVING TIPS

wheel rpm. Remove your foot from the accelerator while shifting.

Do not race the engine. Excessive wheel spin will cause the tires to dig deeper, making it more difficult to free the vehicle.

- 2) If your vehicle remains stuck after a few minutes of rocking, we recommend you to consult an authorised Maruti Suzuki workshop or a roadside assistance service. If a towing service is not available in an emergency, your vehicle may be temporarily towed by other vehicle with a towing cable or chain secured to the towing hook either on the front of the vehicle or on the rear of the vehicle. Refer to "Frame hooks" in "OTHER CONTROLS AND EQUIPMENT" section.

⚠ WARNING


Do not allow anyone to stand near the vehicle when you are rocking it, and do not spin the wheels faster than an indicated 40 km/h on the speedometer. Personal injury and/or vehicle damage may result from spinning the wheels too fast.

NOTICE

Do not continue rocking the vehicle for more than a few minutes. Prolonged rocking can cause engine overheating or transaxle damage.

Driving on wet roads

EXAMPLE



55RM04005

NOTICE

- When driving on wet roads, avoid driving through large amount of standing water on the road. Large amount of water entering the engine compartment may cause damage to the engine and or electrical components.
- If stuck in deep water, do not start the engine.
- Water is incompressible substance, water inside engine is harmful to the engine.

⚠ WARNING

In addition to following the driving tips in this section, it is important to observe the following precautions.

- Check that your tires are in good condition and always maintain the specified tire pressure. Refer to "Tires" in the "INSPECTION AND MAINTENANCE" section for details.
- Do not use tires other than those specified by MARUTI SUZUKI. Never use different sizes or types of tires on the front and rear wheels. For information regarding the specified tires, refer to the tire information label located on the driver's door lock pillar.
- Never use oversized tires or special shock absorbers and springs to raise (jack up) your vehicle. This will change the handling characteristics. Oversized tires may also rub against the fender over bumps, causing vehicle damage or tire failure.
- After driving through water, test the brakes while driving at a slow speed to see if they have maintained their normal effectiveness. If the brakes are less effective than normal, dry them by repeatedly applying the brakes while driving slowly until the brakes have regained their normal effectiveness.


Off-road driving

Do not drive in the field covered with grown grass

If you drive in the field covered with grass, it may cause unexpected accident or vehicle damage by getting caught in grown grass.

When Encountering a Flooded Area

EXAMPLE



55RM04010

Avoid driving in a flooded area or a deep puddle. If driving in a flooded area is unavoidable, go slowly in the lowest gear. In case that you have driven in a flooded area, stop the vehicle in a safe and non flooded place while checking the brake effectiveness. Then, ask a Maruti Suzuki authorised workshop to check the following inspection items.

- Function of brake
- Function of electrical components
- Changes in oil level and quality for engine and transmission. In case that the oil is turbid whitish, water has been mixed in the oil and an oil change is required.
- Lubricant condition of the bearings, suspension joints, etc.

NOTICE

- Avoid driving in a flooded area or a deep puddle. It may cause an engine stall, short in electrical components, engine and transmission damages, etc.
- If the vehicle gets stuck in deep water do not start the engine.

DRIVING TIPS

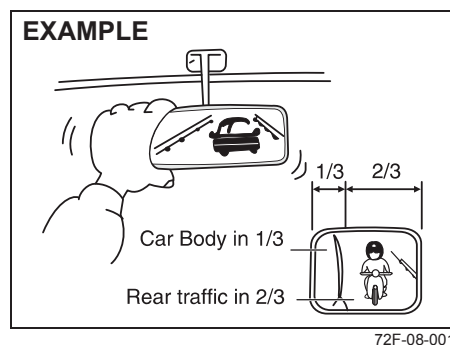
Do's and Dont's for safe driving

Exercise care in handling your vehicle. Be conscious of not only your own safety but also the safety of others on the road, and thus enjoy the best and most comfortable driving experience.

Following are basic rules for safe driving. Read them carefully for good understanding of the content so that you can enjoy safe and pleasant driving in your vehicle.

Starting

- 1) Adjust the driver's seat for the proper driving posture.
- 2) Adjust the rear view mirror so as to obtain the best possible rear view.



- 3) Before moving, look around your vehicle to confirm safety.
- 4) Don't accelerate suddenly, since it is dangerous and wastes fuel.

General Driving

- 1) Be sure to stop before a stop light or stop sign. When moving into an intersection without any traffic lights or signs, drive slowly to confirm safety.
- 2) Always follow other vehicles at a safe distance in order to prevent a rear-end collision, in case the vehicle ahead makes a sudden stop.

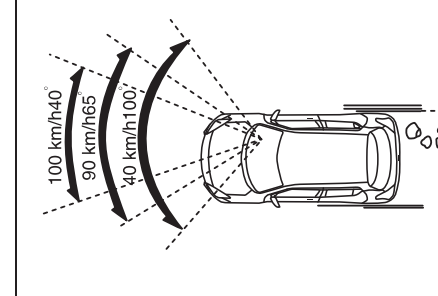
EXAMPLE



- 3) Turn on the turn signal at least 30 meters before making a turn or changing the lane so as not to be hit.
- 4) Before entering a corner, decelerate to a safe speed. Don't apply brakes during cornering, or skidding may occur.

- 5) When overtaking other vehicles, watch out for oncoming vehicles and carefully ensure safety.
- 6) Don't attempt zigzag driving as it will hinder your control over the vehicle and may cause an accident.
- 7) Avoid reckless high speed driving and try to drive at a safe speed suitable for the road conditions while maintaining a constant speed.
- 8) The higher the speed, the narrower the driver's visual range becomes. In such a state, it is difficult to anticipate any hazard and the driver feels fatigued.


EXAMPLE



- 9) Do not attempt sharp handling during high speed driving. You may lose your control over your vehicle.
- 10) When overtaking or changing lanes while driving at a high speed, keep ample vehicle-to-vehicle distance.

Braking


EXAMPLE



55RM04008

- 1) Use the parking brake when parking your vehicle and shift the gear shift lever into the first gear or reverse gear position for the sake of safety.
- 2) Don't use hand-braking unless unavoidable. It causes the vehicle to skid and a collision may occur. It is especially dangerous when the tyres are worn out as they skid more.

EXAMPLE



55RM04009

Use foot brake in three stages


1. Warn the vehicle behind you.
 2. Gradually apply the brake.
 3. Bring the vehicle to a halt.
- 3) When driving downhill, try not to apply the brake but use the engine brake effectively. Overuse of the foot-brake may result in reduction of brake effectiveness.

Long Distance Driving

- 1) Be sure to perform safety checks before starting a trip.
- 2) Take rest at regular intervals to prevent accidents which may occur due to feeling sleepy or tired.

Night Time Driving

EXAMPLE




72F-08-020

- 1) Drive at lower speeds during the night than in the daytime, as the visual range is restricted at night.
- 2) Avoid overtaking other vehicles at night. Darkness bothers your sense of speed and hinders your judgment of vehicle-to-vehicle distance.

DRIVING TIPS

EXAMPLE



72F-08-021

- 3) Don't use headlights on high beam unless its use is inevitable. It may cause visual impairment to the driver of the oncoming vehicle or the vehicle ahead of you, which may cause an accident.
- 4) Always keep the window glasses clean. Don't operate the windshield wiper when the windshield glass is dry else the wiper blade and glass may get damaged.

Margin for safety

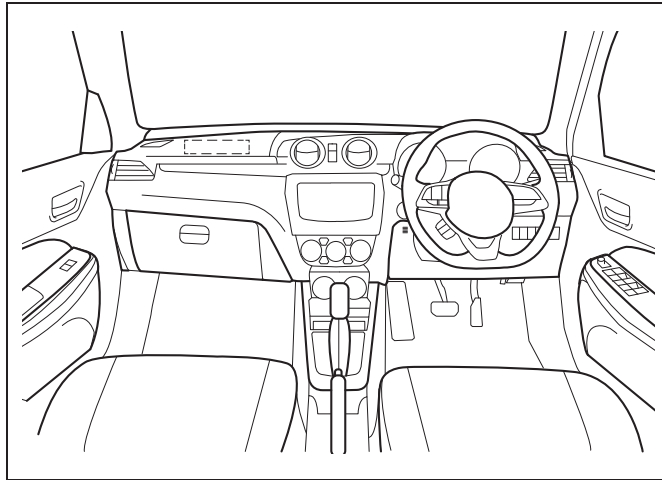
It is important to allow yourself a margin for safety during driving so that you can cope with erroneous or unexpected driving of other drivers. For that, observe the following.

- Drive at a safe speed.
- Maintain a sufficient distance between your vehicle and the vehicle ahead.
- Don't force yourself to overtake other vehicles.
- Don't accelerate suddenly, steer sharply or stop suddenly.
- Keep ample gaps between driving schedules.
- Observe traffic rules and regulations.

Conclusion

A perfect driver does not exist. The endeavour of every motorist should be to strive for perfection. Safety consciousness not only ensures your safety and the safety of other road users, it also helps reduce the wear and tear on your vehicle, lengthens its life, gives better fuel efficiency and ensures a comfortable driving experience.

Follow the do's and don'ts listed, and driving will never be the same again.



55RM05001A


OTHER CONTROLS AND EQUIPMENT

Fuel filler cap	5-1
Engine hood	5-2
Sun visor	5-3
Interior light	5-4
Accessory socket	5-6
AUX/USB socket (if equipped)	5-6
Assist grips	5-7
Glove box	5-7
Cup holder and storage area	5-8
Footrest (if equipped)	5-9
Floor mats (if equipped)	5-10
Luggage compartment hook (if equipped)	5-10
Luggage compartment cover	5-11
Luggage compartment carpet	5-11
Frame hooks	5-11
Heating and air conditioning system	5-14
Manual heating and air conditioning system	5-16
Automatic heating and air conditioning system (climate control)	5-21
Radio antenna	5-28
Installation of radio frequency transmitters	5-28
Audio system (if equipped)	5-29
Talk button (if equipped)	5-64

OTHER CONTROLS AND EQUIPMENT

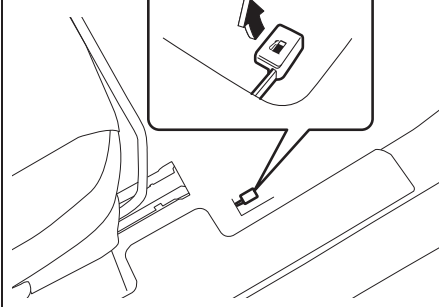
Fuel filler cap

EXAMPLE



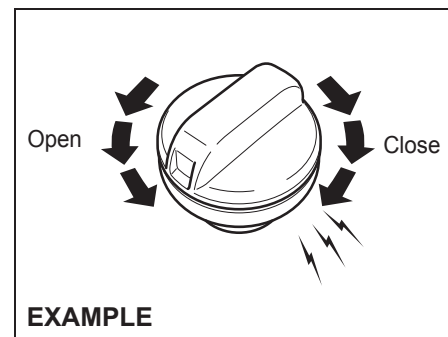
55RM05002

EXAMPLE



55RM05003

A fuel filler cap is located on the left rear side of the vehicle. The fuel filler door can be unlocked by pulling up the opener lever located on the outboard side of the driver's seat and locked by simply closing the door.



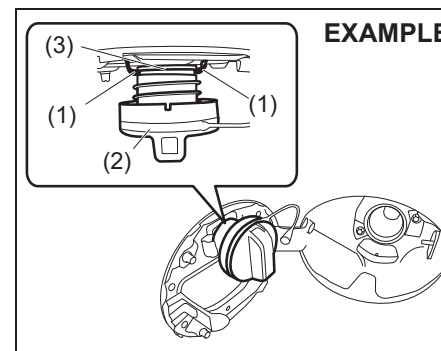
57L51093

To remove the fuel filler cap:

- 1) Stop the engine and close all doors and windows while refueling.
- 2) Open the fuel filler door.
- 3) Remove the cap by turning it counter-clockwise.

⚠ CAUTION

Remove the fuel filler cap slowly. The fuel may be under pressure and may spray out, causing injury.



55RM05004

NOTE:

The cap holder (1) holds the fuel filler cap (2) by hooking the groove (3) when refueling.

To reinstall the fuel filler cap:

- 1) Turn the cap clockwise until you hear several clicks.
- 2) Close the fuel filler door.

⚠ WARNING

Fuel is extremely flammable. Do not smoke when refueling, and check that there are no open flames or sparks in the area.

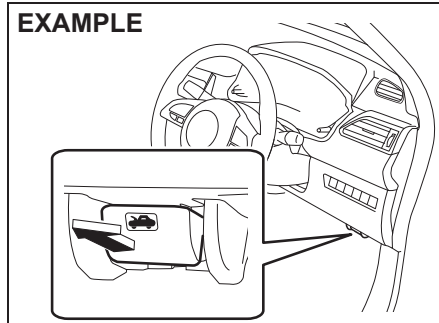
OTHER CONTROLS AND EQUIPMENT

⚠ WARNING

If you need to replace the fuel cap, use a MARUTI Suzuki genuine cap. Use of an improper cap can result in a malfunction of the fuel system or emission control system. It may also result in fuel leakage while driving and in the event of an accident.

Engine hood

EXAMPLE

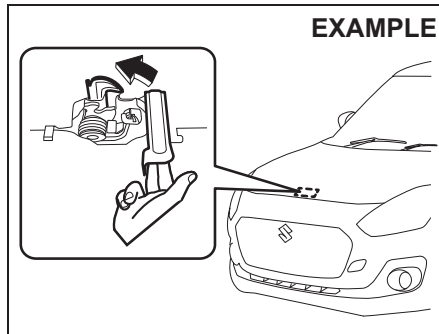


56RH00504

To open the engine hood:

- 1) Pull the hood release handle located on the outboard side of the driver's side of the instrument panel. This will disengage the engine hood lock halfway.

EXAMPLE



55RM05005

- 2) Push the under-hood release lever sideways with your finger, as shown in the illustration. While pushing the lever, lift up the engine hood.

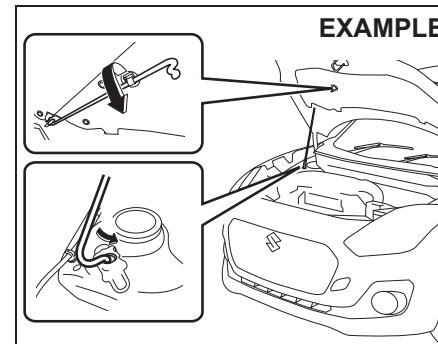
⚠ CAUTION

The release lever and its peripheral, or engine hood can be hot enough to burn your finger right after driving. Touch after it becomes cool enough.

NOTICE

Make sure that the wiper arms are not raised before you lift up the engine hood to avoid damaging the wiper arms and the engine hood.

EXAMPLE



52RM50050

- 3) While holding the hood, pull the prop rod out from the holding clip, and then

OTHER CONTROLS AND EQUIPMENT

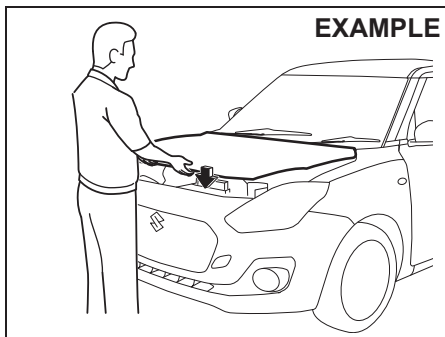
insert the end of the rod into the designated hole.

CAUTION

- The prop rod can be hot enough to burn your finger right after driving. Touch the rod after it becomes cool enough.
- Insert the end of the rod into the hole securely. If the rod slips out, you may get caught in the closing hood.
- The rod may slip out when the hood is blown by wind. Be careful on windy days.

To close the engine hood:

- 1) Lift the hood up slightly and remove the prop rod from the hole. Put the prop rod back into the holding clip.



52RM50060

- 2) Lower the hood to about 20 cm above the hood latch, and then let it drop down. Check that the hood is securely latched after closing.

WARNING

Make sure that the hood is fully closed and latched before driving. If it is not, it can fly up unexpectedly during driving, obstructing your view and resulting in an accident.

CAUTION

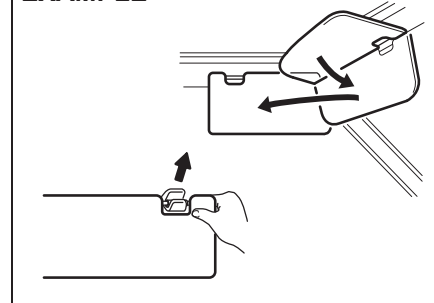
To avoid injury, check that no part of the occupant's body such as hands or head is in the path of the hood when closing it.

NOTICE

Pressing the hood from the top may damage it.

Sun visor

EXAMPLE



79J161

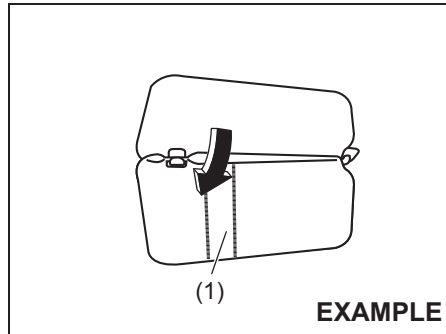
The sun visors can be pulled down to block glare coming through the windshield, or they can be unhooked and turned to the side to block glare coming through the side window.

NOTICE

When unhooking and hooking a sun visor, handle it by the hard plastic parts or the sun visor can be damaged.

OTHER CONTROLS AND EQUIPMENT

Card holder (if equipped)



74LHT0516

(1) Card holder

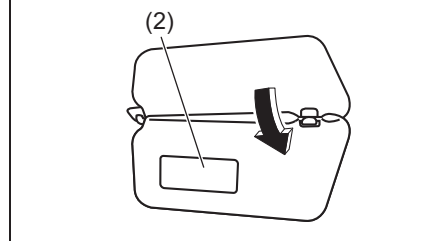
You can put a card in the card holder (1) on the back of the sun visor.

NOTICE

When you park your vehicle outdoors in direct sunlight or in hot weather, do not leave plastic cards in the holder. The heat may distort them.

Vanity mirror (if equipped)

EXAMPLE



74LHT0532

(2) Vanity mirror

There is a vanity mirror (2) on the back of the sun visor.

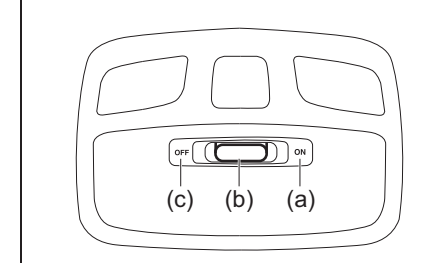
⚠ WARNING

- Do not use the mirror while driving your vehicle or else you may lose control of the vehicle.
- When using the vanity mirror, do not move too close to a front air bag location or lean against it. If the front air bag is accidentally inflated, it could hit you hard.
- Do not place any object on the location where an airbag is stored or come close to the location where airbag is stored, when using a vanity mirror. Doing so may cause the airbag to deploy and cause serious injury due to the impact of airbag.

Interior light

Front

EXAMPLE



56RH00509

These light switches have three positions which function as described below:

ON (a)

The light comes on and stays on regardless of whether the door is open or closed.

NOTE:

If your vehicle is equipped with the keyless push start system or the keyless entry system, the light will automatically be turned off to prevent the battery from discharging when the following conditions are simultaneously met:

- The ignition switch is in "LOCK" position, or the ignition mode is "LOCK" (OFF).
- The hazard warning lights, the position lights and the headlights are off.
- After about 15 minutes of the light on.

OTHER CONTROLS AND EQUIPMENT

DOOR (b)

- The light comes on while any of the doors is opened. After closing all doors, the light will remain on for about 15 seconds and then fade out.
- If all doors are closed, the light comes on for about 15 seconds when the ignition key is pulled out from the ignition switch or the engine switch is pressed to change the ignition mode from "ON" to "LOCK" (OFF). After 15 seconds, the light will fade out.
- To save the battery, the light will be automatically turned off when a period of 15 minutes has elapsed after any of the doors is opened, ignition and ACC is in OFF state and other operations are not done.

If you perform any of the following procedures before the light fading out, the light will start to fade out immediately.

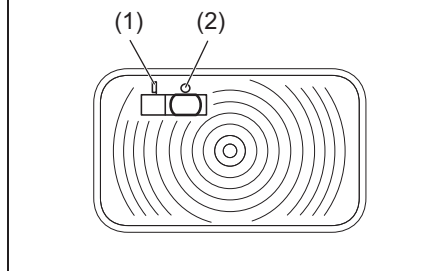
- Inserting the ignition key into the ignition switch or pressing the engine switch to change the ignition mode to "ACC" or "ON".
- Locking all doors by operating the key, keyless entry transmitter, keyless push start system remote controller, power door locking switch or request switch.

OFF (c)

The light remains off even when the door is opened.

Luggage compartment (if equipped)

EXAMPLE



When you open the tailgate with the luggage compartment light switch in ON position (1), the light comes on for about 15 minutes.

When the luggage compartment light switch is in OFF position (2), the light remains off regardless of whether the tailgate is open or close.

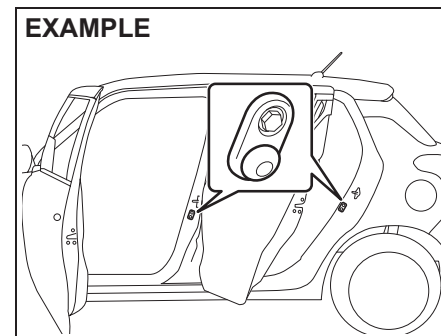
NOTICE

Do not leave the tailgate open with the luggage compartment light switch in ON position for a long time, or the lead-acid battery will discharge.

NOTE:

The light will automatically be turned off to prevent the lead-acid battery from discharging when after 15 minutes of the tailgate open.

EXAMPLE

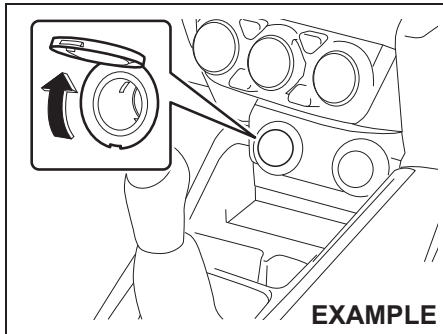


NOTE:

The number of doors involved in the lighting operation of the interior light depends on the vehicle specification. If there is a switch (rubber protrusion) at the door opening as shown, the door is involved in the lighting operation. The tailgate is also involved in this operation even without the rubber protrusion.

OTHER CONTROLS AND EQUIPMENT

Accessory socket



56RH00512

The accessory socket will work when the ignition switch is in “ACC” or “ON” position, or the ignition mode is “ACC” or “ON”. Each socket can be used to provide 12 volt/120 watt/10 ampere power for electrical accessories when used alone. Check that the cap remains on the socket when the socket is not in use.

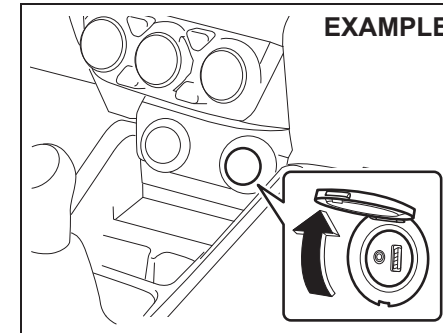
NOTICE

Use of inappropriate electrical accessories can cause damage to your vehicle's electrical system. Check that any electrical accessories you use are designed to plug into this type of socket.

⚠ WARNING

If you pay too much attention to operating the Accessory socket while driving, an accident can occur.

AUX/USB socket (if equipped)



56RH00514

Connect your portable digital music player, etc. to this socket to enjoy music through the vehicle's audio system. Refer to “Audio system (if equipped)” in this section.

NOTICE

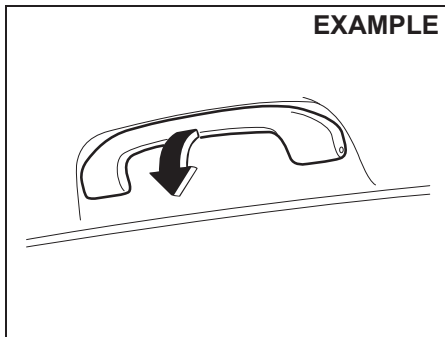
Always close the rubber cap when not in use, since entry of foreign material, dust, water, conductive liquids may damage the audio system or USB device.

⚠ WARNING

If you pay too much attention to operating the AUX/USB socket while driving, an accident may occur.

OTHER CONTROLS AND EQUIPMENT

Assist grips



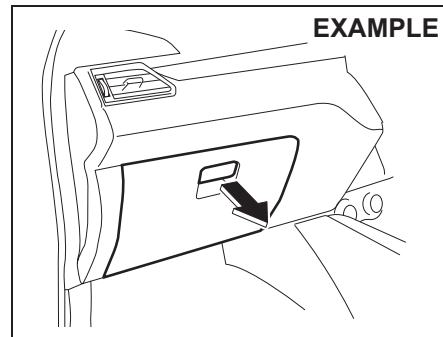
56RM05006

Assist grips are provided for convenience.

NOTICE

To avoid damaging the assist grip and the molded headlining, do not hang down the assist grip.

Glove box



56RH00515

To open the glove box, pull the latch lever. To close it, push the lid until it latches securely.

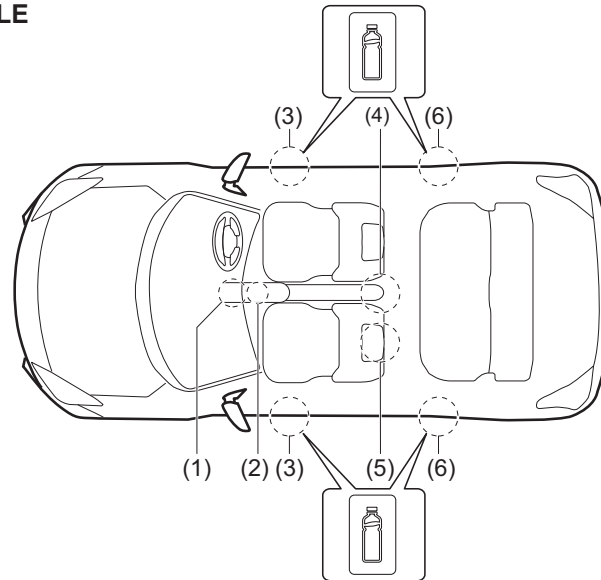
⚠ WARNING

Never drive with the glove box lid open. It could cause injury if an accident occurs.

OTHER CONTROLS AND EQUIPMENT

Cup holder and storage area

EXAMPLE



55RM05010

- | | |
|--|------------------------|
| (1) Center console tray | (2) Front cup holders |
| (3) Front bottle holder | (4) Rear cup holder |
| (5) Front seat back pocket (if equipped) | (6) Rear bottle holder |

Center console tray (1)

⚠ WARNING

Do not place any objects which may fall out from the tray when the vehicle is moving.
Failure to take the precaution may result in an object interfering with the pedals and causing a loss of vehicle control or an accident.

OTHER CONTROLS AND EQUIPMENT

Front cup holders (2) / Rear cup holder (if equipped) (4)

Use the rear cup holder to put a cup with a lid or a bottle with a cap. Also, you can put small articles in the rear cup holder.

WARNING

Failure to take the precautions listed below could cause personal injury or vehicle damage.

- Be careful when you are using the cup holders to hold a cup containing hot liquid. Spilling out hot liquid can cause burn injury.
- Do not use the cup holders to hold sharp-edged, hard or breakable objects. Objects in the cup holders may be thrown about during a sudden stop or impact, and could cause personal injury.
- Be careful not to spill liquid or insert any foreign materials into the moving part of the gearshift lever, or any electrical components. Liquid or foreign materials may damage these parts.

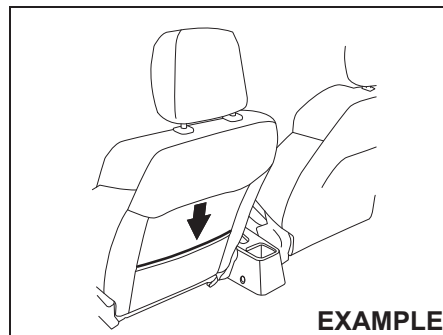
Front bottle holder (3) / Rear bottle holder (6)

You should only place a bottle with a cap in the holder.

NOTE:

Maruti Suzuki recommends to use maximum 1 liter capacity of bottle.

Front seat back pocket (if equipped) (5)



55RM05011

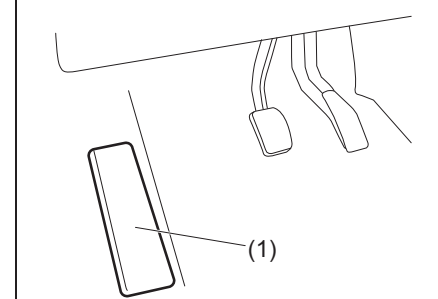
This pocket is provided for holding light and soft things such as gloves, newspapers or magazines.

CAUTION

Do not put hard or breakable objects in the pocket. If an accident occurs, objects such as bottles, cans, etc. can injure the occupants in the rear seat.

Footrest (if equipped)

EXAMPLE

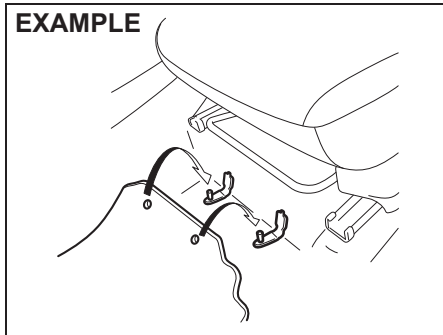


56RM05001

Use the footrest (1) (driver side only) as a support for your left foot only.

OTHER CONTROLS AND EQUIPMENT

Floor mats (if equipped)



68LM554

To prevent the driver's side floor mat from sliding forward and possibly interfering with the operation of the pedals, MARUTI Suzuki genuine floor mats are recommended.

Whenever you put the driver's side floor mat back in the vehicle after it has been removed, hook the floor mat grommets to the fasteners and position the floor mat properly in the footwell.

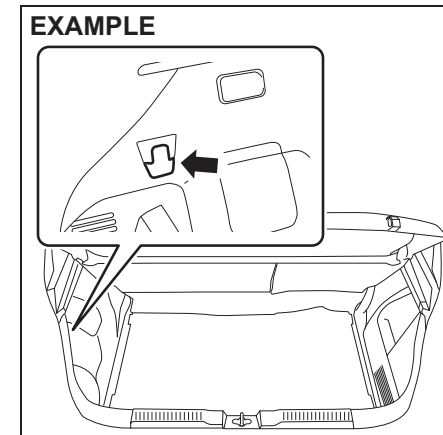
When you replace the floor mats in your vehicle with a different type such as all-weather floor mats, we highly recommend to use MARUTI genuine floor mats for proper fitting.

WARNING

Failure to take the following precautions may result in the driver's side floor mat interfering with the pedals and causing a loss of vehicle control or an accident.

- Check that the floor mat grommets are hooked to the fasteners.
- Never place additional floor mats on top of the existing floor mat.
- Never use a floor mat which does not fit the floor as the same may cause hindrance/damage in vehicle and its functioning.
- Never use damaged floor mats.

Luggage compartment hook (if equipped)



55RM05012

You can hang the shopping bag or other suitable objects on the hook.

This hook is not designed for large or heavy items.

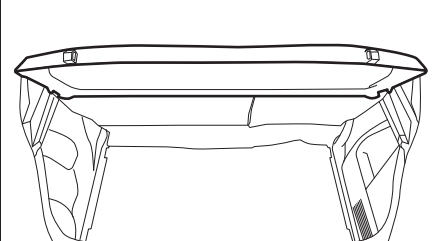
NOTICE

To avoid breaking the hook, do not hang items heavier than the following weight.
Shopping hook: 2 kg (4.4 lbs)

OTHER CONTROLS AND EQUIPMENT

Luggage compartment cover

EXAMPLE



55RM05013

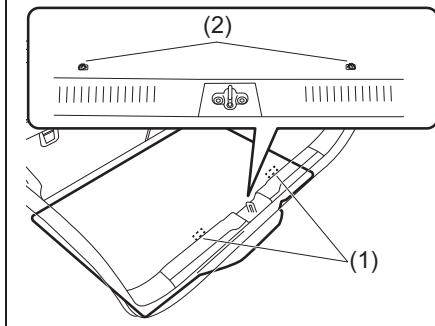
Luggage or other cargo placed in the luggage compartment is hidden from view by a luggage compartment cover.

⚠ WARNING

Do not carry items on top of the luggage compartment cover, even if they are small and light. Objects on top of the cover could be thrown out in an accident, causing injury, or could obstruct the driver's rear view.

Luggage compartment carpet

EXAMPLE



55RM05014

Tire changing tools are kept under the Luggage compartment carpet. When installing the Luggage compartment carpet / board, please hook the grommets (1) of the carpet on the hook (2) provided in the vehicle.

Frame hooks

It is not recommend that you use the frame hooks for towing another vehicle. They are originally designed to tow your vehicle in emergency situation.

If your vehicle needs to be towed in an emergency, refer to "Towing" in "EMERGENCY SERVICE" section.

⚠ WARNING

Observe the following instructions when using frame hooks. The towing hook or vehicle body may break and cause serious injury or damage:

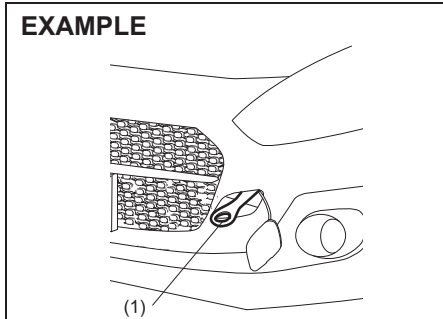
- Do not use the frame hooks for towing another vehicle.
- Avoid pulling the vehicle to get out of severe snowy, muddy or sandy conditions, sudden starts or erratic driving maneuvers which could cause excessive stress on the towing hook.

In such case, we recommend that you contact a professional service.

OTHER CONTROLS AND EQUIPMENT

Front

EXAMPLE

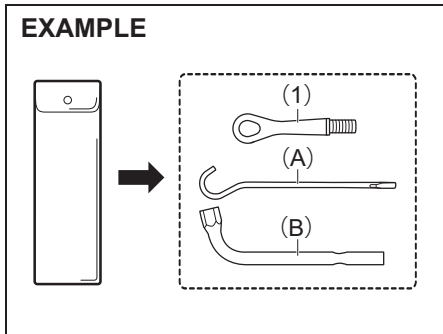


55RM05052

The towing hook (1) is provided on the front of the vehicle for use in emergency situations and sea shipping purposes only.

To install the hook (1), follow the procedure below.

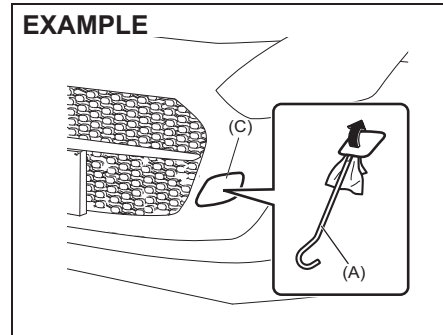
EXAMPLE



56RM05011

- 1) Pick up the towing hook (1), jack handle (A) and wheel wrench (B) from the luggage compartment.

EXAMPLE



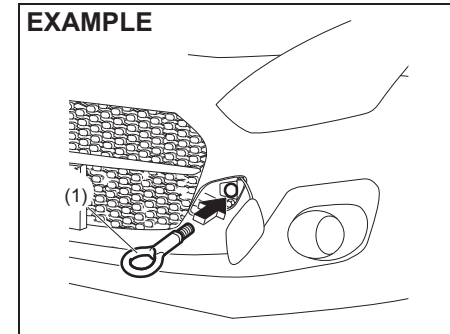
55RM05053

- 2) Remove the cover (C) from front bumper by using a jack handle (A) covered with a soft cloth as shown in the illustration.

NOTE:

Do not use excessive force as it may damage the cover strap.

EXAMPLE

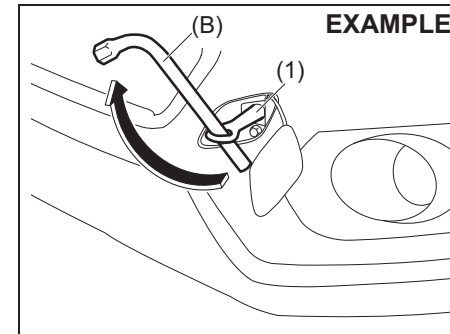


55RM05054

- 3) Screw in the towing hook (1) by hand.

NOTE:

It is recommend to secure the cover with tape to prevent damage during towing.



56RH00556

OTHER CONTROLS AND EQUIPMENT

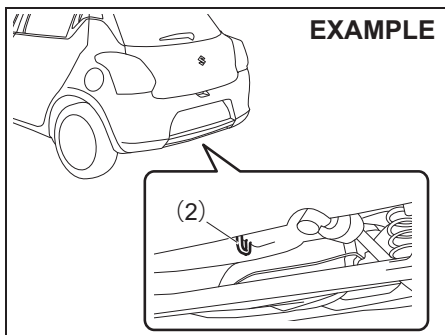
- 4) To tighten the towing hook (1), turn it clockwise by using a wheel wrench (B) until the hook (1) is securely installed.

To remove the towing hook (1), reverse the installation procedure.

NOTICE

To prevent damage to the vehicle, never use the towing hook (1) for trailer / train shipping.

Rear



55RM05018

The frame hook (2) is provided on the rear of the vehicle for use in emergency situations and sea shipping purposes only.

NOTICE

When you use the frame hook (2), avoid the driving that gives significant physical shock on hook. Such operation can damage the hook, the vehicle body or the drive system.

- Do not accelerate suddenly.
- Do not tow the vehicle heavier than your vehicle.

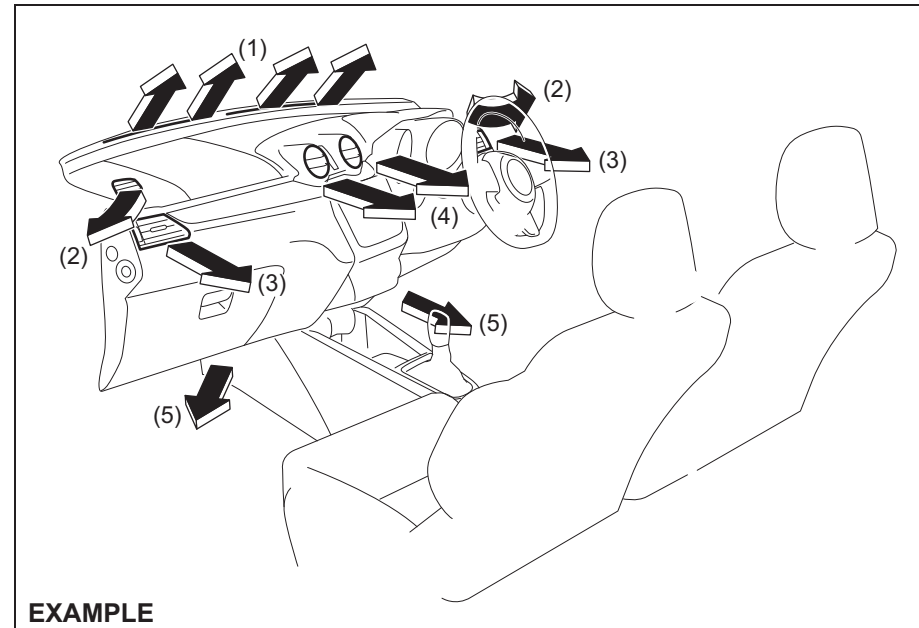
To tow your vehicle on the road or highway, follow the instruction of "Towing" in "EMERGENCY SERVICE" section.

Heating and air conditioning system

There are two types of heating and air conditioning systems as follows:

- Manual heating and air conditioning system
- Automatic heating and air conditioning system (climate control)

Air outlet

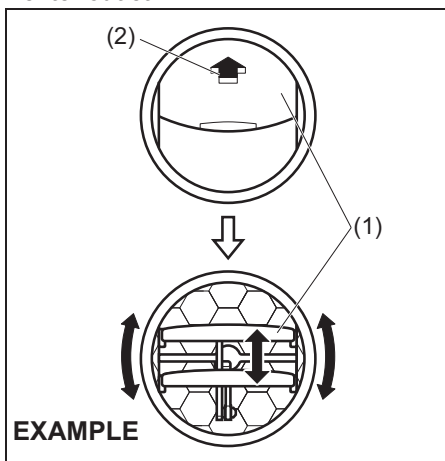


55RM05019

- (1) Windshield defroster outlet
- (2) Side defroster outlet
- (3) Side outlet
- (4) Center outlet
- (5) Floor outlet

OTHER CONTROLS AND EQUIPMENT

Center outlet

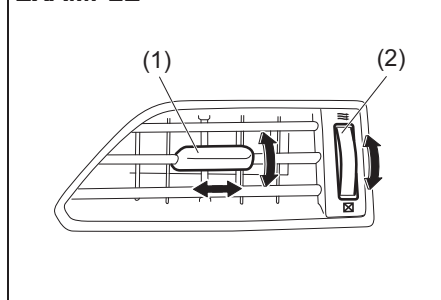


55RM05073

To open louver (1), push the arrow part (2) as shown in the illustration. To adjust the direction of airflow, move up or down or turn the opened louver (1).

Side outlet

EXAMPLE



55RM05021

Move the knob (1) vertically or horizontally, to adjust the direction of airflow as desired. The side outlet opens when you turn the dial (2) upward and closes when you turn it downward.

⚠ CAUTION

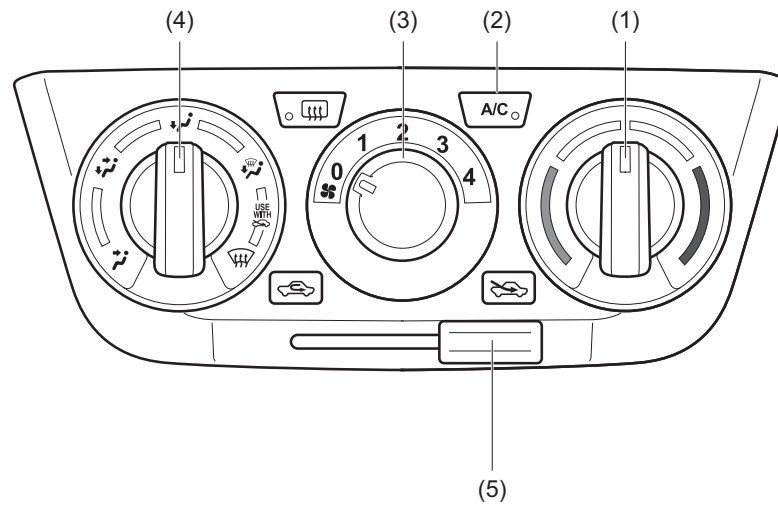
Prolonged exposure to hot air from the heater or air conditioner could result in low temperature burns. All vehicle occupants, particularly children, the elderly, those with special needs, individuals with delicate skin, and sleeping individuals, should maintain sufficient distance from the air outlets to prevent prolonged exposure to hot airflow.

OTHER CONTROLS AND EQUIPMENT

Manual heating and air conditioning system

Description of controls

EXAMPLE



55RM05001

- (1) Temperature selector
- (2) Air conditioning switch
- (3) Blower speed selector
- (4) Air flow selector
- (5) Air intake selector

OTHER CONTROLS AND EQUIPMENT

Temperature selector (1)

This is used to adjust the temperature.

Air conditioning switch (2)

To turn on the air conditioning system, set the blower speed selector to a position other than off and push in "A/C" switch. With this "A/C" switch operation, an indicator light will come on when the air conditioning system is working. To turn off the air conditioning system, push "A/C" switch again.

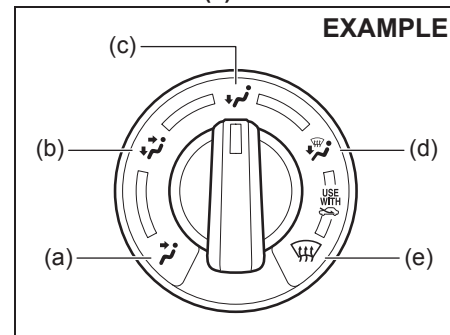
During operation of the air conditioner, you may notice slight changes in engine speed. These changes are normal, the system is designed so that the compressor turns on or off to maintain the desired temperature.

Less operation of the compressor results in better fuel economy.

Blower speed selector (3)

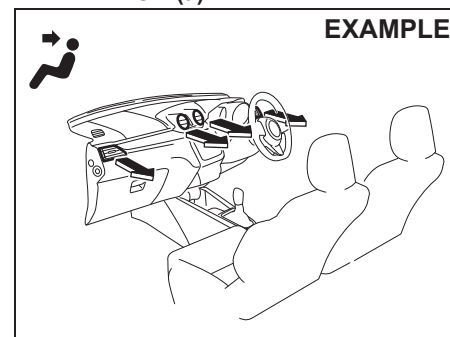
This is used to turn on the blower and to select blower speed.

Air flow selector (4)



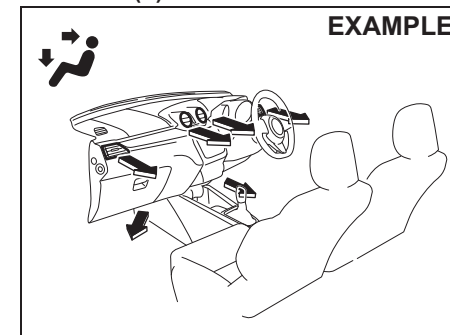
This selector is used to select the following mode.

VENTILATION (a)



Temperature-controlled air comes out of the center and side outlets.

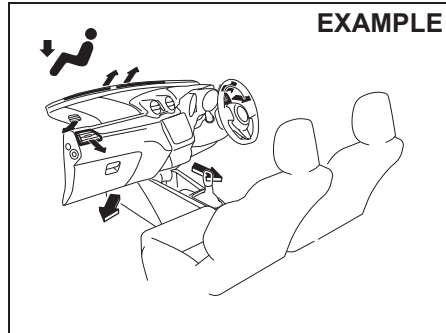
BI-LEVEL (b)



Temperature-controlled air comes out of the floor outlets and cooler air comes out of the center and side outlets. When the temperature selector (1) is in the fully cold position or fully hot position, however, the air from the floor outlets and the air from the center and side outlets will be the same temperature.

OTHER CONTROLS AND EQUIPMENT

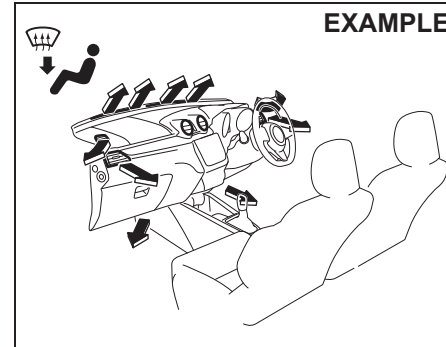
HEAT (c)



52RS50040

Temperature-controlled air comes out of the floor outlets and the side outlets, or small amount of air comes out of the windshield defroster outlets and also comes slightly out of the side defroster outlets.

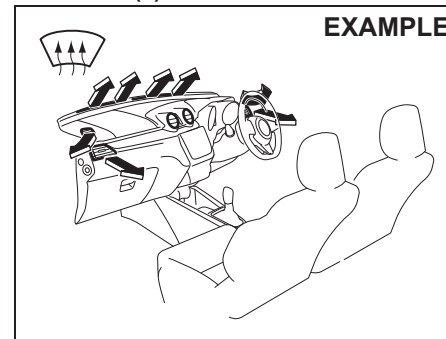
HEAT & DEFROST (d)



55RM05026

Temperature-controlled air comes out of the floor outlets, the windshield defroster outlets, the side defroster outlets and the side outlets.

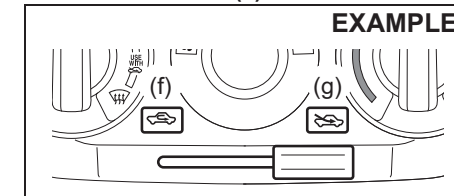
DEFROST (e)



55RM05027

Temperature-controlled air comes out of the windshield defroster outlets, the side defroster outlets and the side outlets.

Air intake selector (5)



56RH00531

This selector is used to select the following modes.

RECIRCULATED AIR (f)

When this mode is selected by moving the lever to left, inside air is recirculated. This mode is suitable when driving through dusty or polluted air such as in a tunnel, or when attempting to quickly cool down the interior or to reduce unwanted odor from entering the vehicle.

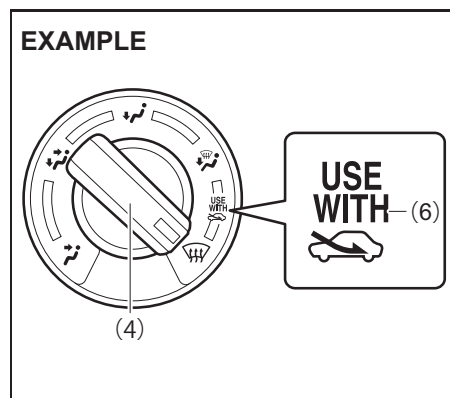
FRESH AIR (g)

When this mode is selected by moving the lever to right, outside air is used.

NOTE:

If you select RECIRCULATED AIR for an extended period of time, the air in the vehicle may become contaminated. Therefore, you should occasionally select FRESH AIR.

OTHER CONTROLS AND EQUIPMENT



The mark (6) - To clear fog on the windshield and/or the side windows quickly, set the air flow selector (4) to HEAT & DEFROST or DEFROST and air intake selector (5) to FRESH AIR. These positioning will clear the fogged windshield and/or the side windows faster than the RECIRCULATED AIR.

System operating instructions

Natural ventilation

Select VENTILATION and FRESH AIR, the temperature selector to the desired temperature position, and the blower speed selector to off. Fresh air will flow through the vehicle during driving.

Forced ventilation

The base settings are the same as for natural ventilation except you set the blower speed selector to a position other than off.

Normal heating (using outside air)

Select HEAT and FRESH AIR, the temperature selector to the desired temperature position and the blower speed selector to the desired blower speed position. Setting the blower speed selector to a higher blower speed position increases heating efficiency.

Quick heating (using recirculated air)

The base settings are the same as for normal heating except you select RECIRCULATED AIR. If you use this heating method for an extended period of time, the air in the vehicle may become contaminated and the windows can become misty. Therefore, use this method only for quick heating and change to the normal heating method as soon as possible.

Head cooled/Feet warmed heating

Select BI-LEVEL and FRESH AIR, the temperature selector to the desired temperature position, and the blower speed selector to the desired blower speed position. Unless the temperature selector is in the fully cold position or fully hot position, the air that comes out of the center and side outlets will be cooler than the air that comes out of the floor outlets.

Normal cooling

Set the air flow selector to VENTILATION, the temperature selector to the desired temperature position and the blower speed selector to the desired blower speed position, and turn on "A/C" switch. Setting the blower speed selector to a higher blower speed position increases cooling efficiency.

You can switch the air intake selector to either FRESH AIR or RECIRCULATED AIR as you desire. Choosing RECIRCULATED AIR increases cooling efficiency.

Quick cooling (using recirculated air)

The base settings are the same as for normal cooling except you select RECIRCULATED AIR and the highest blower speed.

OTHER CONTROLS AND EQUIPMENT

NOTE:

- If you select **RECIRCULATED AIR** for an extended period of time, the air in the vehicle may become contaminated and the windows tend to get misted. Therefore, you occasionally select **FRESH AIR** whenever possible.
- If your vehicle has been left in the sun with the windows closed, it will cool faster if you open the windows briefly while you operate the air conditioner with the air intake selector at **FRESH AIR** and the blower at high speed.

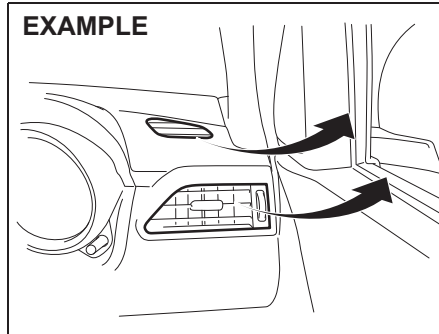
Dehumidifying

Set the air flow selector to a desired air flow selector position, the temperature selector to the desired temperature position and the blower speed selector to the desired blower speed position. Also select **FRESH AIR** and turn on "A/C" switch.

NOTE:

Because the air conditioner dehumidifies the air, turning it on will help keep the windows clear, even when blowing heated air using **DEFROST** or **HEAT & DEFROST** functions.

EXAMPLE



55RM05028

NOTE:

If you need maximum defrosting:

- select **DEFROST** and **FRESH AIR**,
- set the blower speed selector to **high**,
- adjust the temperature selector to the hot end,
- turn on "A/C" switch, and
- adjust the side outlets so the air blows on the side windows.

Maintenance

If you do not use the air conditioner for a long period, such as during winter, it may not give the best performance when you start using it again. To help maintain optimum performance and durability of your air conditioner, it needs to be run periodically. Operate the air conditioner at least once a month for one minute with the engine idling. This circulates the refrigerant and oil and helps protect the internal components.

If your air conditioner is equipped with air filters, clean or replace them as specified in "Maintenance schedule" in "INSPECTION AND MAINTENANCE" section.

NOTE:

Your vehicle uses the air conditioning refrigerant **HFC-134a**, commonly called "**R-134a**". **R-134a** replaced **R-12** around 1993 for automotive applications. Other refrigerants are available, including recycled **R-12**, but only **R-134a** should be used in your vehicle.

NOTICE

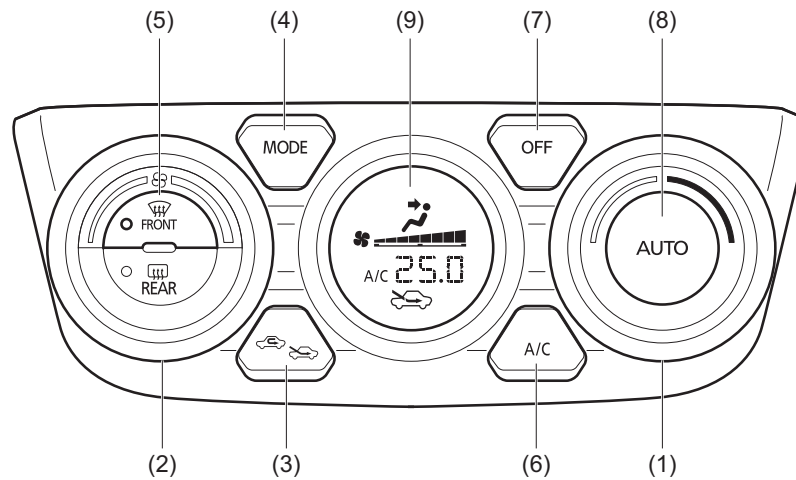
Using the wrong refrigerant may damage your air conditioning system. Use **R-134a** only. Do not mix or replace the **R-134a** with other refrigerants.

OTHER CONTROLS AND EQUIPMENT

Automatic heating and air conditioning system (climate control)

Description of controls

EXAMPLE

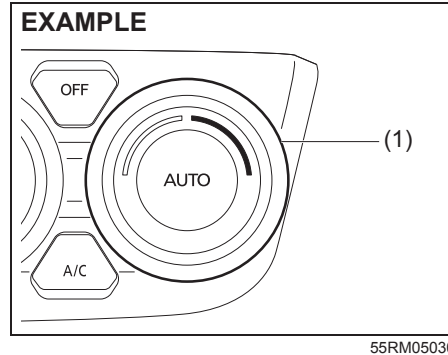


55RM05029

- (1) Temperature selector
- (2) Blower speed selector
- (3) Air intake selector
- (4) Air flow selector
- (5) Defrost switch
- (6) Air conditioning switch
- (7) "OFF" switch
- (8) "AUTO" switch
- (9) Display

OTHER CONTROLS AND EQUIPMENT

Temperature selector (1)



Turn the temperature selector (1) to adjust the temperature.

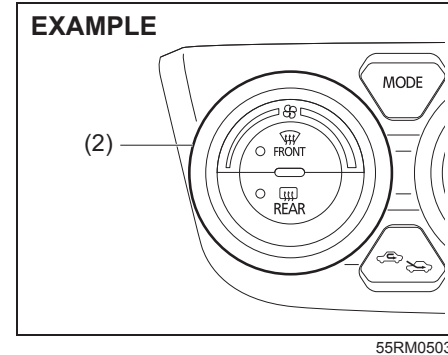
NOTE:

If you turn the temperature selector (1) until "HI" or "LO" appears on the display, the climate control system will operate at maximum heating or cooling. The temperature of the air from the outlets may change suddenly while "LO" or "HI" is displayed, but this is normal.

NOTE:

When you change the unit of temperature in the information display, the unit of temperature in the air conditioning system will be changed. Refer to "Information display" in the "BEFORE DRIVING" section for details.

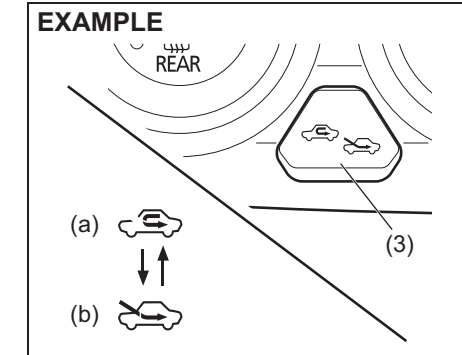
Blower speed selector (2)



The blower speed selector (2) is used to turn on the blower and to select blower speed.

If "AUTO" switch (8) is pushed, the blower speed will vary automatically as the climate control system maintains the selected temperature.

Air intake selector (3)



Push the air intake selector (3) to change between the recirculated air and fresh air mode.

If "AUTO" switch (8) is pushed, the air intake will vary automatically as the climate control system maintains the selected temperature.

NOTE:

When the recirculated air mode is selected, the automatic operation system is deactivated even if you push "AUTO" switch (8).

OTHER CONTROLS AND EQUIPMENT

RECIRCULATED AIR (a)

When this mode is selected, inside air is recirculated. This mode is suitable when driving through dusty or polluted air such as a tunnel, or when attempting to quickly cool down or warm up interior or to reduce unwanted odor from entering the vehicle.

FRESH AIR (b)

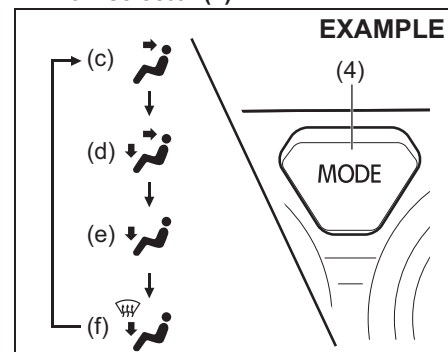
When this mode is selected, outside air is introduced.

FRESH AIR and RECIRCULATED AIR are selected alternately each time the air intake selector is pushed.

NOTE:

If you select the RECIRCULATED AIR for an extended period of time, the air in the vehicle may become contaminated. Therefore, you should select FRESH AIR whenever possible.

Air flow selector (4)

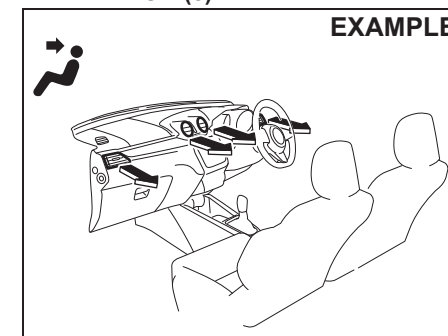


55RM05033

Push the air flow selector (4) to change among the following functions. The indication of the selected mode appears in the display.

If "AUTO" switch (8) is pushed, the air flow will vary automatically as the climate control system maintains the selected temperature.

VENTILATION (c)

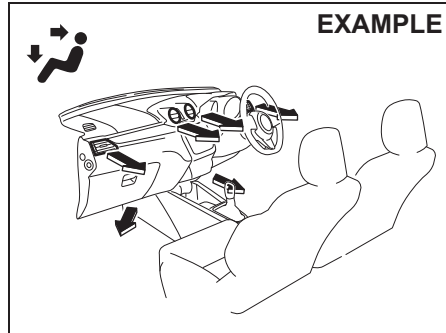


55RM05034

Temperature-controlled air comes out of the center and side outlets.

OTHER CONTROLS AND EQUIPMENT

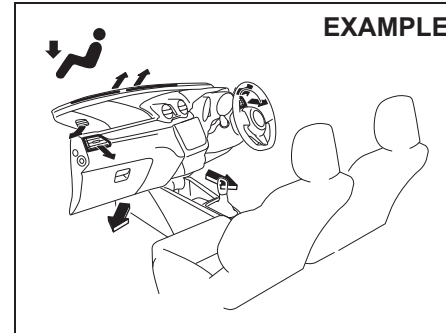
BI-LEVEL (d)



55RM05035

Temperature-controlled air comes out of the floor outlets and cooler air comes out of the center and side outlets. When the temperature selector (1) is in the fully cold position or fully hot position, however, the air from the floor outlets and the air from the center and side outlets will be the same temperature.

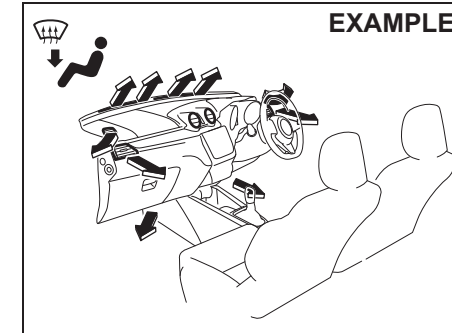
HEAT (e)



52RS50040

Temperature-controlled air comes out of the floor outlets and the side outlets, a small amount of air comes out of the windshield defroster outlets and also comes slightly out of the side defroster outlets.

HEAT & DEFROST (f)

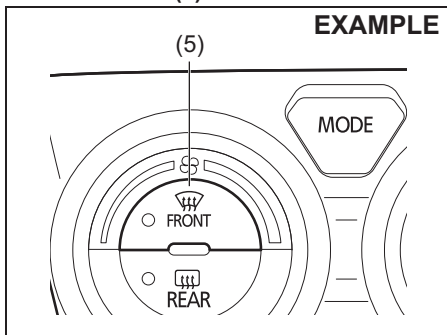


55RM05037

Temperature-controlled air comes out of the floor outlets, the windshield defroster outlets, the side defroster outlets and the side outlets.

OTHER CONTROLS AND EQUIPMENT

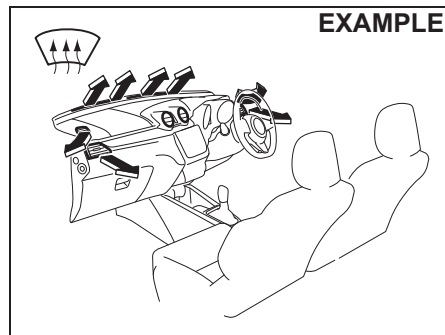
Defrost switch (5)



55RM05038

Push the defrost switch (5) to turn on the defroster.

DEFROST



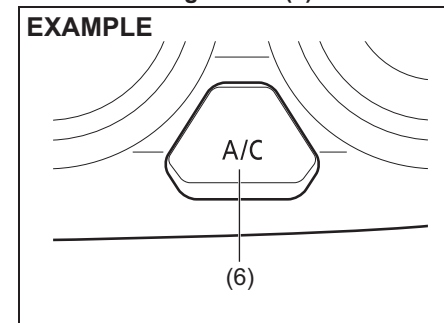
55RM05039

Temperature-controlled air comes out of the windshield defroster outlets, the side defroster outlets and the side outlets.

NOTE:

When the defrost switch (5) is pushed to turn on the defroster, the air conditioning system will operate and FRESH AIR mode will be selected automatically. In very cold weather, however, the air conditioning system will not operate.

Air conditioning switch (6)



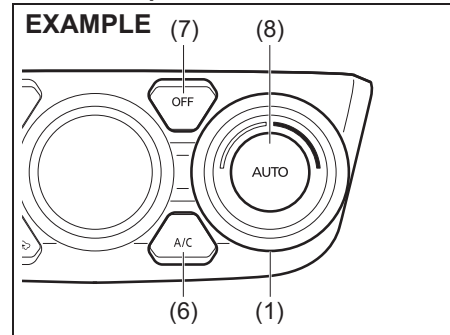
55RM05040

The air conditioning switch (6) is used to turn on and off the air conditioning system only when the blower is on. To turn on the air conditioning system, push in the switch and "A/C" will appear in the display. To turn off the air conditioning system, push in the switch again and "A/C" will go off.

OTHER CONTROLS AND EQUIPMENT

System operating instructions

Automatic operation



You can let the climate control system work automatically. To set the system for fully-automatic operation, follow the procedure below.

- 1) Start the engine.
- 2) Push "AUTO" switch (8).
- 3) Set the desired temperature by turning the temperature selector (1).

The blower speed, air intake and air flow are controlled automatically to maintain the set temperature. However, the air flow is not changed to DEFROST position automatically.

NOTE:

When the recirculated air mode is selected, the automatic operation system is deactivated even if you push "AUTO" switch (8).

You can use the air conditioning switch (6) to manually turn the air conditioner on or off according to your preference. When you turn the air conditioning switch off, the climate control system cannot lower the inside temperature below outside temperature.

To turn the climate control system off, push "OFF" switch (7).

NOTE:

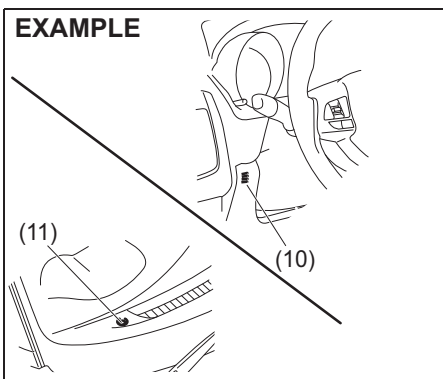
If "AUTO" in the display blinks, there is a problem in the heating system and/or air conditioning system. You should have the system inspected by an authorised Maruti Suzuki workshop.

NOTE:

- To find the temperature at which you are most comfortable, start with the 25°C (75°F) setting, for example.
- If you turn the temperature selector (1) until "HI" or "LO" appears on the display, the climate control system will operate at maximum heating or cooling and the blower will run at full speed.
- To avoid blowing cold air in cold weather or hot air in hot weather, the system will delay turning on the blower until warmed or cooled air is available.

- If your vehicle has been left in the sun with the windows closed, it will cool faster if you open the windows briefly.
- Even under the automatic operation, you can set individual selectors to the manual mode. The manually selected functions are maintained, and the other functions remain under automatic operation.
- If the windshield and/or the front door windows are fogged, push the defrost switch (5) to turn on the defroster, or push the air flow selector (4) to change the air flow to HEAT & DEFROST position to defog the windows.
- To return the blower speed selector (2), air intake selector (3), and air flow selector (4) to automatic operation, push "AUTO" switch (8).

OTHER CONTROLS AND EQUIPMENT

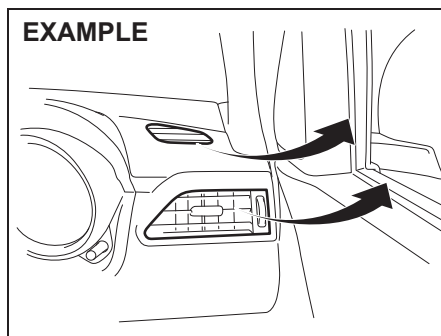


55RM05042

Be careful not to cover the interior temperature sensor (10) located between the steering wheel and the climate control panel, or the sunlight sensor (11) located at the top of the driver's side dashboard. These sensors are used by the automatic system to regulate temperature.

Manual operation

You can manually control the climate control system. Set the selectors to the desired positions.



55RM05028

NOTE:

If you need maximum defrosting:

- *push the defrost switch (5) to turn on the defroster (the air conditioning system will operate and FRESH AIR mode will be selected automatically),*
- *set the blower speed selector to high,*
- *adjust the temperature selector to "HI" indication on the display, and*
- *adjust the side outlets so the air blows on the side windows.*

Maintenance

If you do not use the air conditioner for a long period, such as during winter, it may not give the best performance when you start using it again. To help maintain optimum performance and durability of your air conditioner, it needs to be run periodically. Operate the air conditioner at least once a month for one minute with the engine idling. This circulates the refrigerant and oil and helps protect the internal components.

If your air conditioner is equipped with air filters, clean or replace them as specified in "Maintenance schedule" in "INSPECTION AND MAINTENANCE" section.

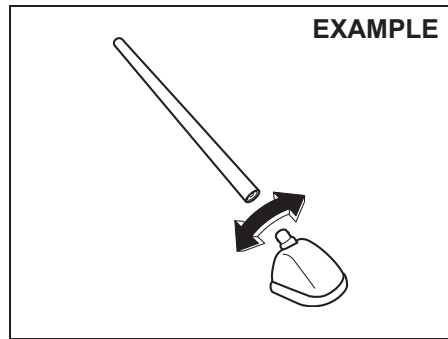
NOTE:

Your vehicle uses the air conditioning refrigerant HFC-134a, commonly called "R-134a". R-134a replaced R-12 around 1993 for automotive applications. Other refrigerants are available, including recycled R-12, but only R-134a should be used in your vehicle.

NOTICE

Using the wrong refrigerant may damage your air conditioning system. Use R-134a only. Do not mix or replace the R-134a with other refrigerants.

Radio antenna



The radio antenna on the roof is removable. To remove the antenna, turn it counterclockwise. To reinstall the antenna, turn it clockwise firmly by hand.

NOTE:

Due to poor quality of FM/AM signal, some disturbance/noise may be heard from speakers. It is recommended to switch off the tuner system to prevent the said disturbance/noise in the speaker.

Installation of radio frequency transmitters

We recommend that you always ask an authorised Maruti Suzuki workshop about frequency band, max output power, antenna position of vehicle and specific conditions for installation and/or use before installing a radio transmitter in your vehicle. Such equipments may cause the electronic control system to malfunction if they are incorrectly installed or they are not suited for the vehicle.

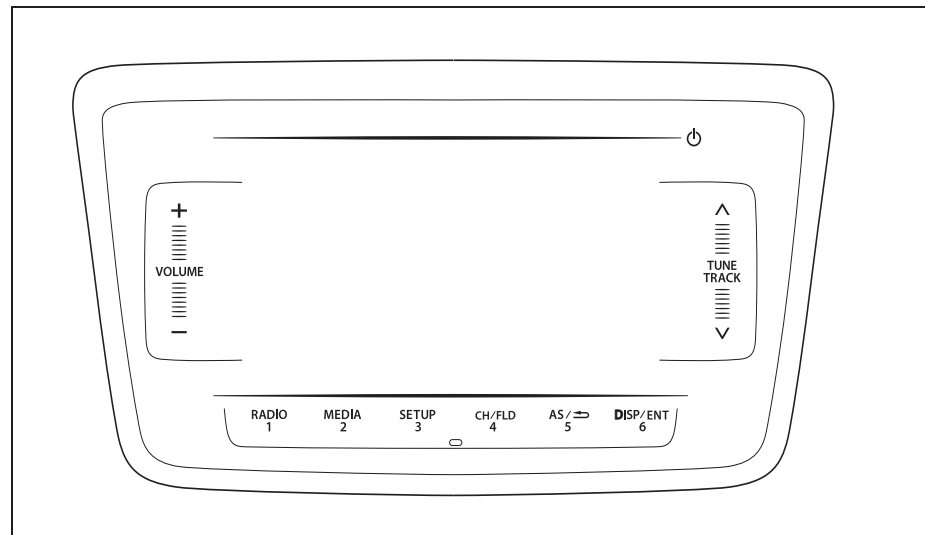
NOTICE

To avoid damage to the radio antenna:

- Remove the antenna when using an automatic car wash.
- Remove the antenna when the antenna hits anything such as a low ceiling in a parking garage or putting a car cover over your vehicle.

OTHER CONTROLS AND EQUIPMENT

Audio system (if equipped)



55RM05060

NOTE:

For vehicle equipped with SMARTPLAY INFOTAINMENT SYSTEM, refer to the audio manual available with the vehicle. Remote controller is not provided with the vehicles equipped with SMARTPLAY INFOTAINMENT SYSTEM.

OTHER CONTROLS AND EQUIPMENT

Safety Information

WARNING

If you pay too much attention to operating the audio system or watching the audio system display while driving, an accident can occur. If you set the sound volume too loud, it could prevent you from being aware of road and traffic conditions.

- Keep your eyes on the road and your mind on the drive. Avoid paying too much attention to operating the audio system or watching the audio system display.
- Familiarize yourself with the audio system controls and operation of the audio system before driving.
- Preset your favorite radio stations before driving so that you can quickly tune to them using the pre-sets.
- Set the sound volume to a level that will allow you to continue to be aware of surrounding road and traffic conditions while driving.

NOTICE

- Avoid spraying or spilling of clearing solutions, perfumes, car fresheners, beverages, chemicals or any liquids on the audio system surface. Also ensure that any liquid does not enter the system, it can damage the screen and the system. The warranty of the system will be void, if liquid ingress marks are observed inside the system.
- Avoid exposure of the audio system to water or excessive moisture as it can cause electric shocks, fire or other damages.

Bluetooth®

The Bluetooth® word mark and logo are registered trademarks and are owned by the Bluetooth SIG, Inc.

Stop using this unit and a Bluetooth® ready device whenever requested.

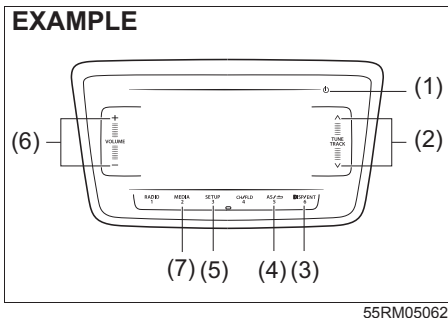
This unit shares the communication frequency with other private or public wireless communication equipment such as a wireless LAN and other wireless communication radios.

You should stop using this unit immediately whenever you are notified that your unit disturbs other wireless communication.

OTHER CONTROLS AND EQUIPMENT

Basic Operations

EXAMPLE



- (1) POWER button
- (2) "TUNE/TRACK" Up/Down button
- (3) "ENT" (enter) button
- (4) BACK button
- (5) "SETUP" button
- (6) "VOLUME" button
- (7) "MEDIA" button

Turning power on/off

Touch the POWER button (1).
The audio system starts in the function mode it was in when the power was turned off last.

- Touching the POWER button (1) for 1 second or longer can turn off the audio system.

Slide touch operation

Operate several functions with the slide touch operation. Touch the panel and slide up or down with your finger for increase/decrease or up/down operation.



NOTE:

Pay caution to the following content regarding slide touch operation:

- The touch button may not operate properly when the touch panel or your fingers are wet. Remove any liquid before operating.
- Depending on the operation method it may react without touching.
- It may not react properly when operated with gloves on.
- When metal objects are placed near the touch panel it may cause a malfunction. Do not attach protective film. Otherwise, the touch panel may not operate properly.



OTHER CONTROLS AND EQUIPMENT

Functions available with the slide touch operation

Mode	Function		
Common	Volume up/down	O	–
	Item selection	–	O
Radio	TUNE up/down	–	O
USB	File up/down	–	O
	Folder up/down (folder operation mode)	–	O
iPod®	TRACK up/down	–	O
	Category selection (iPod® menu)	–	O
Bluetooth® audio	TRACK up/down	–	O
	Group up/down (Group operation mode)	–	O
Hands-free	Reception/ringtone/incoming call volume up/down	O	–
	Switching pages of the speed dial selection screen	–	O

Adjusting the volume

Touch or slide the “VOLUME” button (6).

- To increase the volume, touch  or slide upwards.
- To decrease the volume, touch  or slide downwards.

NOTE:

While driving, adjust the volume to an extent that sound and/or noise coming from outside can be heard.

Sound settings

- 1) Touch the “SETUP” button (5).
 - Touch for 1 second or longer when using radio mode.
- 2) Touch or slide the “TUNE/TRACK” Up/Down button (2), select “Sound”, and touch the “ENT” button (3).
 - The sound setting screen will be displayed.
- 3) Touch or slide the “TUNE/TRACK” Up/Down button (2), select the desired item, and touch the “ENT” button (3).
 - The sound settings will change as follows:
 - EQ ↔ Bass ↔ Treble ↔ Balance ↔ Fader ↔ AVC
- 4) Touch the BACK button (4) after setting the Sound.

Preset EQ







The preset EQ can set various types of sounds depending on the type of music.

- 1) Touch or slide the “TUNE/TRACK” Up/Down button (2) from the “Sound” screen, select “EQ”, and touch the “ENT” button (3).
- 2) Touch or slide the “TUNE/TRACK” Up/Down button (2), select the desired item, and touch the “ENT” button (3).
 - The preset EQ settings will change as follows:
 - Off (Flat) ↔ Jazz ↔ Rock ↔ Pop ↔ Classic ↔ Hip-hop
- 3) Touch the BACK button (4) after setting the preset EQ.

OTHER CONTROLS AND EQUIPMENT

Adjusting bass/treble/balance /fader

The preset EQ can set various types of sounds depending on the type of music.

- 1) Touch or slide the "TUNE/TRACK" Up/Down button (2) from the "Sound" screen, select "Bass", "Treble", "Balance", or "Fader" and touch the "ENT" button (3).
- 2) Touch or slide the "TUNE/TRACK" Up/Down button (2), adjust to the desired settings and touch the "ENT" button (3).
 - "Bass"/"Treble":
 - Can be adjusted in stages from -6 to 0 to +6.
 - Touch  to emphasize the low or high sounds, and touch  to quiet.
 - "Balance":
 - Can be adjusted in 9 stages left to right.
 - Touch  to emphasize the right speaker, and touch  to emphasize the left speaker.
 - "Fader":
 - Can be adjusted in 9 stages back to front.
 - Touch  to emphasize the front speaker, and touch  to emphasize the rear speaker.
- 3) Touch the BACK button (4) after adjusting.

Adjusting the AVC (Auto volume control)

The Auto Volume Control (AVC) function automatically adjusts (increases/decreases) the sound volume in accordance with vehicle speed. The AVC control is provided with three selectable levels (LEVEL OFF, 1, 2, 3). The range of volume adjustment increases together with the LEVEL number.

- 1) Touch or slide the "TUNE/TRACK" Up/Down button (2) from the "Sound" screen, select "AVC", and touch the "ENT" button (3).
- 2) Touch or slide the "TUNE/TRACK" Up/Down button (2), select the desired level, and touch the "ENT" button (3).
 - The AVC will change as follows:
Off ↔ Level 1 ↔ Level 2 ↔ Level 3
- 3) Touch the BACK button (4) after adjusting.

Switching the mode

- 1) Press the "MEDIA" button (7) for 1 second or more.
- Each time you press the "MEDIA" button, you can switch between the radio mode and the media mode.

System settings

Change the "Beep", "Slide", and "SW Sensitivity" settings.

- 1) Touch the "SETUP" button (5).
 - Touch for 1 second or longer when using radio mode.
- 2) Touch or slide the "TUNE/TRACK" Up/Down button (2), select "System", and touch the "ENT" button (3).
 - The system setting screen will be displayed.
- 3) Touch or slide the "TUNE/TRACK" Up/Down button (2), select the desired item, and touch the "ENT" button (3).
 - The system settings will change as follows:
Beep ↔ Slide ↔ SW Sensitivity
- 4) Touch the BACK button (4) after completing the system settings.

BEEP on/off

- 1) Touch or slide the "TUNE/TRACK" Up/Down button (2) from the "System" screen, select "Beep", and touch the "ENT" button (3).
- 2) Touch or slide the "TUNE/TRACK" Up/Down button (2), select on or off, and touch the "ENT" button (3).
- 3) Touch the BACK button (4) after selecting.

OTHER CONTROLS AND EQUIPMENT

Slide touch operation settings

Turn the slide operation on/off.

- 1) Touch or slide the "TUNE/TRACK" Up/Down button (2) from the "System" screen, select "Slide", and touch the "ENT" button (3).
- 2) Touch or slide the "TUNE/TRACK" Up/Down button (2), select on or off, and touch the "ENT" button (3).
- 3) Touch the BACK button (4) after selecting.

Touch panel sensitivity settings

Change the touch panel sensitivity.

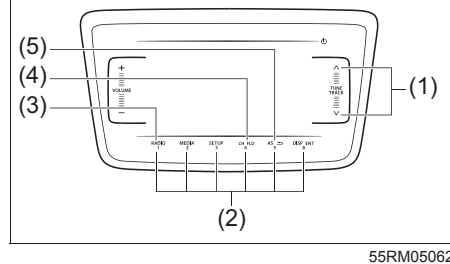
- 1) Touch or slide the "TUNE/TRACK" Up/Down button (2) from the "System" screen, select "SW Sensitivity", and touch the "ENT" button (3).
- 2) Touch or slide the "TUNE/TRACK" Up/Down button (2), select Low or High, and touch the "ENT" button (3).
- 3) Touch the BACK button (4) after selecting.

NOTE:

If the touch button sensitivity is too high, select "Low".

Radio

EXAMPLE



55RM05062

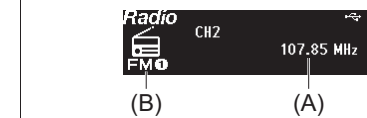
- (1) "TUNE/TRACK" Up/Down button
- (2) Preset button
- (3) "RADIO" button*1
- (4) "CH" (channel) button
- (5) "AS" (auto store) button

*1 Use this button to switch between manual preset and auto preset.

Display

Manual preset

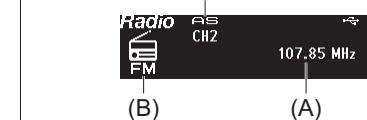
EXAMPLE



55RM05063

Auto preset

EXAMPLE



55RM05064

- (A) Frequency
- (B) Band
- (C) Auto Store mode display

NOTE:

Radio Reception

Radio reception can be affected by environment, atmospheric conditions, or radio signal's power and distance from the station. Nearby mountains and buildings may interfere or deflect radio reception, causing poor reception. Poor reception or radio static can also be caused by electric current from overhead wires or high voltage power lines.

OTHER CONTROLS AND EQUIPMENT

Selecting the band

- 1) Touch the "RADIO" button (3) for 1 second or longer.
- Each time the button is touched, the mode will change as follows:
- AM → FM1 → FM2 → AM (AS) → FM (AS)

Seek tuning

- 1) Touch the "TUNE/TRACK" Up/Down button (1) for 1 second or longer.
- The audio system stops searching for a station at a frequency where a broadcast station is available.

Manual tuning

- 1) Touch the "TUNE/TRACK" Up/Down button (1) to select the desired station.

Storing the station

Manual store

- 1) Select the station and frequency.
- 2) Touch and hold the "CH" button (4) for at least 1 second.
- 3) Hold down a desired button ([1] to [6]) of the Preset buttons (2) to which you want to store the station for 2 seconds or longer.

NOTE:

6 stations can be stored for AM, and 6 stations for each of FM1 and FM2, thus 18 stations can be stored in total.

Auto store

- 1) Touch the "AS" button (5) for 1 second or longer.
- Start searching from a station whose frequency is the lowest. When a broadcast station that can be received with a sufficient strength is discovered, it will be assigned to the AM (AS)/FM (AS) band's preset button (2). Once this process is completed the tuner will return to the first stored broadcast station.

NOTE:

- Auto store can be released by touching the "AS" button (5) while auto store is under way.
- When the auto store is performed, the station previously stored in the memory at the position is overwritten.
- 6 stations can be preset for FM, and 6 stations for AM in auto store mode.

Select from the preset channels

Manual preset channel

- 1) Select the radio station and frequency.
- 2) Touch the "CH" button (4) for 1 second or longer.
- 3) Touch a desired button ([1] to [6]) of the Preset buttons (2).

NOTE:

Touch and hold the "CH" button (4) for at least one second to select from the preset channel list.

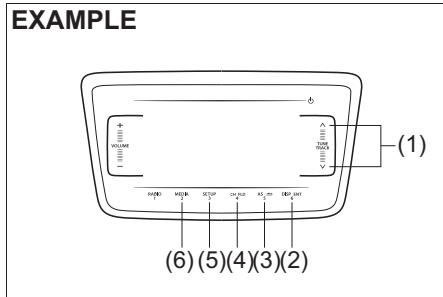
Auto preset channel

- 1) Touch the "RADIO" button (3) for 1 second or longer and select AM (AS) or FM (AS).
- 2) Touch the "CH" button (4) for 1 second or longer.
- The preset channel list is displayed. Touch a desired button ([1] to [6]) of the Preset buttons (2).

OTHER CONTROLS AND EQUIPMENT

USB

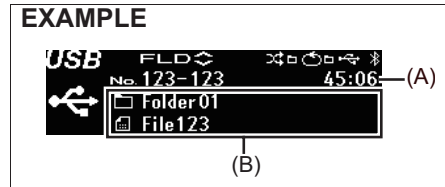
EXAMPLE



- (1) "TUNE/TRACK" Up/Down button
- (2) "DISP/ENT" (display/enter) button
- (3) BACK button
- (4) "FLD" (folder operation) button
- (5) "SETUP" (random/repeat) button
- (6) "MEDIA" button

Display

EXAMPLE



- (A) Play time
- (B) Text information display

⚠ WARNING

Do not connect any USB device other than a USB memory or a USB audio player. Do not connect multiple USB devices to the USB connector using a USB hub, etc. Supplying power to multiple USB devices from the connector could cause overheating and smoking.

Selecting a USB device mode

- 1) Press the "MEDIA" button (6) for 1 second or more for changing from radio mode, or
Touch the "MEDIA" button (6) if the audio is in other than radio mode.
- 2) Each time the button is touched, the mode will change as follows:
USB (iPod®) (if equipped) → Bluetooth® audio (if equipped) → AUX (if equipped)...

Fast-forwarding/fast-rewinding a track



- 1) Hold down the "TUNE/TRACK" Up/Down button (1).
 - : Hold down the Up button for 1 second or longer to fast-forward the track.
 - : Hold down the Down button for 1 second or longer to fast-rewind the track.
 - Releasing the button can stop the fast-forwarding/fast-rewinding.

Selecting a track

- 1) Touch the "TUNE/TRACK" Up/Down button (1).
 - : Touch the Up button to listen to the next track.
 - : When the Down button is touched once, the track currently being played will start from the beginning again. Touch the Down button twice to listen to the previous track.

OTHER CONTROLS AND EQUIPMENT

Selecting a folder

- 1) Touch the "FLD" (folder operation) button (4).
 - 2) Touch the "TUNE/TRACK" Up/Down button (1).
-  : Touch the Up button to move to the next folder.
 -  : Touch the Down button to move to the previous folder.

Repeat playback

- 1) Touch the "SETUP" (random/repeat) button (5).
 - 2) Touch or slide the "TUNE/TRACK" Up/Down button (1), select "Repeat", and touch the "DISP/ENT" button (2).
- Each time the "DISP/ENT" button (2) is touched, the mode will change as follows:
Off → One song repeat → Folder repeat ...

Random playback

- 1) Touch the "SETUP" (random/repeat) button (5).
- 2) Touch or slide the "TUNE/TRACK" Up/Down button (1), select "Random", and touch the "DISP/ENT" button (2).
Each time the "DISP/ENT" button (2) is touched, the mode will change as follows:
Off → Folder random → All random ...

Display change

- 1) Touch the "DISP/ENT" button (2).
- Each time the button is touched, display will change as follows:
MP3/AAC:
Artist name/Track title → Album name/Track title → Folder name/File name...
WMA:
Artist name/Track title → Folder name/File name ...

NOTE:

- *"NO TITLE" will be displayed when there is no text information in the USB device currently being played.*
- *"..." is displayed if all text data cannot be displayed. Touch and hold the "DISP/ENT" button (2) for at least 1 second to automatically display the rest of the text data.*

Notes on USB device

Compatible USB devices

- USB Mass Storage Class
For details as to whether your USB memory/USB Audio is compatible with USB Mass Storage Class, please contact the USB memory/USB Audio manufacturer.
- Audio file
MP3 (.mp3)/WMA (.wma)/AAC (.m4a)/AAC (.aac)
- File System
FAT 12/16/32, VFAT (supporting long file name)
- USB Standard Compatibility
1.1/2.0 Full Speed
- If a USB hub or extension cable is connected to the audio system, it may not be recognized. In this case, directly connect the USB device to the audio system.
- Devices such as MP3 players/mobile phones/digital cameras may not be recognized as audio systems for playing music.

OTHER CONTROLS AND EQUIPMENT

USB device connection

- When connecting a USB device, make sure that the connector is pushed all the way into the port.
- Depending on the USB flash drive that you are using, (non-brand product, USB flash drive that has been externally damaged) it may disable connection or cause unstable operation.
- Do not leave the USB device for long periods of time in places inside the vehicle where the temperature can rise too high.
- Back up any important data beforehand. We cannot accept responsibility for any lost data.
- It is recommended not to connect a USB device that contains data files other than MP3/WMA format.

Recording MP3/WMA/AAC files on a USB device

- Playback or display may not be possible depending on the type of USB device in use or the condition of the recording.
- Depending on the connected USB memory, the files may be played in different order from the order that the files were stored.
- The DRM (Digital Rights Management) file cannot be played.

Compression formats

MP3

- Bit rate
 - MPEG1 Audio Layer III: 32 up to 320 kbps
 - MPEG2 Audio Layer III: 8 up to 160 kbps
 - MPEG2.5 Audio Layer III: 8 up to 160 kbps
- VBR: up to 384 kbps (MAX.)
- Sampling frequency
 - MPEG1 Audio Layer III: 32/44.1/48 kHz
 - MPEG2 Audio Layer III: 16/22.05/24 kHz
 - MPEG2.5 Audio Layer III: 8/11.025/12 kHz
- Channel
 - Stereo/Joint stereo/Dual channel/Monaural
- ID3 tag
 - ID3v1.x/ID3v2.x

WMA

- Windows Media Audio Ver.7/Ver.8/Ver.9 Standard compliant
- Bit rate: 32 up to 320 kbps
- VBR: up to 384 kbps (MAX.)
- Sampling frequency: 32/44.1/48 kHz
- WMA tag: Ver.8.0
- Channel: 2 Channels

AAC

- Bit rate: 16 up to 320 kbps
- VBR: up to 320 kbps (MAX.)
- Sampling frequency: 32/44.1/48 kHz
- AAC tag: iTunes m4a metadata

Maximum number of files/folders

- Maximum number of files: 2500
- Maximum number of files in a folder: 255
- Maximum number of folders: 255
 - Root folder and empty folder are included.
- Maximum depth of tree structure: 8

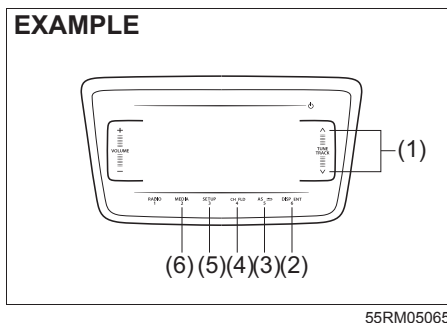
NOTICE

Never use “.mp3”, “.wma” or “.m4a” as a file name extension if it is not in the MP3/WMA/AAC format file. Failure to observe this may result in damage to the speaker due to noise production.

OTHER CONTROLS AND EQUIPMENT

iPod®

EXAMPLE

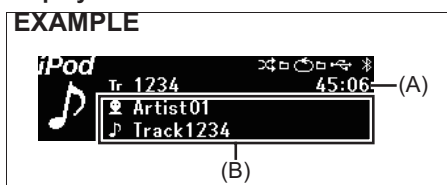


55RM05065

- (1) "TUNE/TRACK" Up/Down button
- (2) "DISP/ENT" button
- (3) BACK button
- (4) "FLD" (iPod® menu) button
- (5) "SETUP" (shuffle/repeat) button
- (6) "MEDIA" button

Display

EXAMPLE



55RM05067

- (A) Play time
- (B) Text information display

Selecting an iPod® mode

- 1) Touch the "MEDIA" button (6).
- Each time the button is touched, the mode will change as follows:
USB (iPod®) (if equipped) → Bluetooth® audio (if equipped) → AUX (if equipped)

Fast-forwarding/fast-rewinding a track

- 1) Hold down the "TUNE/TRACK" Up/Down button (1).
- : Hold down the Up button for 1 second or longer to fast-forward the track.
 - : Hold down the Down button for 1 second or longer to fast-rewind the track.
 - Releasing the button can stop the fast-forwarding/fast-rewinding.

Selecting a track

- 1) Touch the "TUNE/TRACK" Up/Down button (1).
- : Touch the Up button to listen to the next track.
 - : When the Down button is touched once, the track currently being played will start from the beginning again. Touch the Down button twice to listen to the previous track.

Select a category

- 1) Touch the "FLD" (iPod® menu) button (4).
 - 2) Touch or slide the "TUNE/TRACK" Up/Down button (1), select the desired category, and touch the "DISP/ENT" button (2).
- The Song selection mode for each category will be displayed as follows.
 - Playlists: Playlists → Songs
 - Artists: Artists → Albums → Songs
 - Songs: Songs
 - Genres: Genres → Artists → Albums → Songs
 - Radio: Station
 - Audiobooks: Audiobooks
 - Podcasts: Podcasts → Episodes
 - iTunes U: iTunes U → Episodes

NOTE:

Categories is not displayed if there are no files in the category.

Repeat playback

- 1) Touch the "SETUP" (shuffle/repeat) button (5).
- 2) Touch or slide the "TUNE/TRACK" Up/Down button (1), select "Repeat", and touch the "DISP/ENT" button (2).
- 3) Touch the "DISP/ENT" button (2). Each time the button is touched, display will change as follows:
The repeat mode will vary depending on your device.
Off → 1 song repeat → All repeat ...

OTHER CONTROLS AND EQUIPMENT

Random playback

- 1) Touch the “SETUP” (shuffle/repeat) button (5).
 - 2) Touch or slide the “TUNE/TRACK” Up/Down button (1), select “Shuffle”, and touch the “DISP/ENT” button (2).
- Touch the “DISP/ENT” button (2). Each time the button is touched, display will change as follows:
Off → Shuffle → Album shuffle ...

Display change

- 1) Touch the “DISP/ENT” button (2).
- Each time the button is touched, display will change as follows:
Artist name/Track title → Album name/Track title → Playlist name/Track title ...

NOTE:

- “NO TITLE” is displayed if the file currently being played has no text data.
- “...” is displayed if all text data cannot be displayed. Touch and hold the “DISP/ENT” button (2) for at least one second to automatically display the rest of the text data.
- “Playlist name/song name” is only displayed by the “FLD” (Menu) button (4) when music is selected from Playlists.

Notes on iPod®

Supported iPod®

- iPod® nano:
 - iPod® nano (7th generation)
- iPod® touch:
 - iPod® touch (6th generation)
 - iPod® touch (5th generation)
- iPhone®:
 - iPhone® 5
 - iPhone® 5s
 - iPhone® 5c
 - iPhone® 6
 - iPhone® 6 Plus
 - iPhone® 6s
 - iPhone® 6s Plus
 - iPhone® SE
 - iPhone® 7
 - iPhone® 7 Plus
 - iPhone® 8
 - iPhone® 8 Plus
 - iPhone® X

NOTE:

Some functions may not be available depending on the model of iPod®.

iPod®



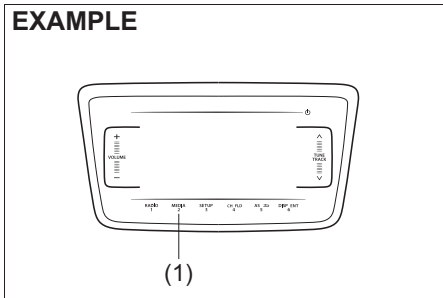
55RM05068

- “Made for iPod®” and “Made for iPhone®” means that an electronic accessory has been designed to connect specifically to iPod® or iPhone®, respectively, and has been certified by the developer to meet Apple performance standards. Apple is not responsible for the operation of this unit or its compliance with safety and regulatory standards.
- Please note that the use of this accessory with iPod® or iPhone® may affect wireless performance.
- iPhone®, iPod®, iPod® classic, iPod® nano, and iPod® touch are trademarks of Apple Inc., registered in the U.S. and other countries.
- Lightning® is a trademark of Apple Inc.

OTHER CONTROLS AND EQUIPMENT

AUX

EXAMPLE



(1) "MEDIA" button

Display

EXAMPLE



73R0146

NOTICE

- Before connection, mute the unit, and also keep the volume of the auxiliary audio source within a range that will not cause distortion.
- When the audio source is turned off, noise may be emitted. Be sure to turn off the unit or switch to another mode before turning off the audio source.

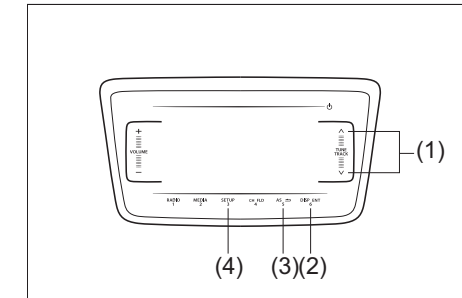
AUX selection

- 1) Touch the "MEDIA" button (1).
- Each time the button is touched, the mode will change as follows:
USB (iPod®) (if equipped) → Bluetooth® audio (if equipped) → AUX (if equipped)

NOTE:

- Please consult your place of purchase for details about whether a given auxiliary audio source can be connected and the proper auxiliary cord to use.

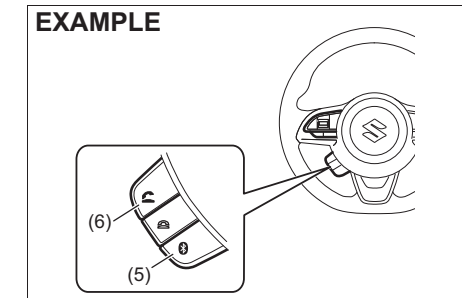
Setting of Bluetooth® devices



55RM05070

Steering switch (if equipped)

EXAMPLE



55RM05055

OTHER CONTROLS AND EQUIPMENT

- (1) "TUNE/TRACK" Up/Down button
- (2) "ENT" (enter) button
- (3) BACK button
- (4) "SETUP" button
- (5) Bluetooth® button
- (6) Off-hook button

CAUTION

Do not register or set the Bluetooth® device while driving. Stop your vehicle in a safe area before registering the device.

Registration of Bluetooth® devices

To use Bluetooth® devices (Bluetooth® audio or mobile phone) on the audio system, it is required to register the Bluetooth® devices to the audio system. Up to 5 Bluetooth® devices can be registered.

NOTE:

- Some Bluetooth® enabled phones may not be compatible fully and or partially with the audio unit.
- Bluetooth® / Telephone setup mode can be entered only when the vehicle is stationary.
- Certain functions cannot be used depending on the Bluetooth® device.
- Refer to the user manual included with your device regarding the operation method of Bluetooth® devices.
- If the pairing cannot be established, the connection operation is canceled.
For the Bluetooth® device pairing

method, refer to the user manual included with your device or try pairing again.

- 1) The Bluetooth® setting screen will be displayed.
 - From the panel button:
Touch the "SETUP" button (4).
Touch or slide the "TUNE/TRACK" Up/Down button (1), select "Bluetooth", and touch the "ENT" button (2).
 - From the steering switch:
Press the Bluetooth® button (5).
 - 2) Touch or slide the "TUNE/TRACK" Up/Down button (1), select "Setup Bluetooth", and touch the "ENT" button (2).
 - 3) Touch or slide the "TUNE/TRACK" Up/Down button (1), select "Pairing", and touch the "ENT" button (2).
 - The passkey will be displayed.
 - 4) Operate and register the Bluetooth® device.
 - Secure Simple Pairing (SSP) incompatible Bluetooth® device:**
Enter the passkey into the Bluetooth® device.
 - Secure Simple Pairing (SSP) compatible Bluetooth® device:**
Select "Yes" to register the Bluetooth® device.
- It is possible to automatically register devices depending on the type of Bluetooth® device.

NOTE:

- If the Bluetooth® device contains music player and mobile phone function, both functions will be registered simultaneously. When deleting a Bluetooth® device, both functions will be deleted simultaneously.
- If a mobile phone is not registered and the off-hook button (6) is pressed and the telephone mode is selected, it will automatically switch to "Pairing".
- When pairing with a mobile phone is established, it is possible to automatically transfer the phonebook and call history. If you wish to conduct an automatic transfer press "YES" and if not, press "NO".

Set from the list of mobile phones

The list of paired mobile phones is displayed and the various settings can be changed.

- 1) The Bluetooth® setting screen will be displayed.
 - From the panel button:
Touch the "SETUP" button (4).
Touch or slide the "TUNE/TRACK" Up/Down button (1), select "Bluetooth", and touch the "ENT" button (2).
 - From the steering switch:
Press the Bluetooth® button (5).
- 2) Touch or slide the "TUNE/TRACK" Up/Down button (1), select "Setup Bluetooth", and touch the "ENT" button (2).

OTHER CONTROLS AND EQUIPMENT

- 3) Touch or slide the "TUNE/TRACK" Up/Down button (1), select "List Phone", and touch the "ENT" button (2).

Connect a registered mobile phone

- 1) Touch or slide the "TUNE/TRACK" Up/Down button (1) from the "List Phone" screen, select the name of the desired mobile phone, and touch the "ENT" button (2).
- 2) Touch or slide the "TUNE/TRACK" Up/Down button (1), select "Select", and touch the "ENT" button (2).

Disconnect a connected mobile phone

- 1) Touch or slide the "TUNE/TRACK" Up/Down button (1) from the "List Phone" screen, select the name of the desired mobile phone, and touch the "ENT" button (2).
- 2) Touch or slide the "TUNE/TRACK" Up/Down button (1), select "Disconnect", and touch the "ENT" button (2).
- 3) Touch or slide the "TUNE/TRACK" Up/Down button (1), select "YES", and touch the "ENT" button (2).

Delete a registered mobile phone

- 1) Touch or slide the "TUNE/TRACK" Up/Down button (1) from the "List Phone" screen, select the name of the desired mobile phone, and touch the "ENT" button (2).
- 2) Touch or slide the "TUNE/TRACK" Up/Down button (1), select "Delete", and touch the "ENT" button (2).
- 3) Touch or slide the "TUNE/TRACK" Up/Down button (1), select "YES", and touch the "ENT" button (2).

Set from the Bluetooth® audio list

The list of paired Bluetooth® audio is displayed and the various settings can be changed.

- 1) The Bluetooth® setting screen will be displayed.
 - From the panel button:
Touch the "SETUP" button (4).
Touch or slide the "TUNE/TRACK" Up/Down button (1), select "Bluetooth", and touch the "ENT" button (2).
 - From the steering switch:
Press the Bluetooth® button (5).
- 2) Touch or slide the "TUNE/TRACK" Up/Down button (1), select "Setup Bluetooth", and touch the "ENT" button (2).
- 3) Touch or slide the "TUNE/TRACK" Up/Down button (1), select "List Audio", and touch the "ENT" button (2).

Connect a registered Bluetooth® audio

- 1) Touch or slide the "TUNE/TRACK" Up/Down button (1) from the "List Audio" screen, select the name of the desired Bluetooth® audio, and touch the "ENT" button (2).
- 2) Touch or slide the "TUNE/TRACK" Up/Down button (1), select "Select", and touch the "ENT" button (2).

Disconnect a registered Bluetooth® audio

- 1) Touch or slide the "TUNE/TRACK" Up/Down button (1) from the "List Audio" screen, select the name of the desired Bluetooth® audio, and touch the "ENT" button (2).
- 2) Touch or slide the "TUNE/TRACK" Up/Down button (1), select "Disconnect", and touch the "ENT" button (2).
- 3) Touch or slide the "TUNE/TRACK" Up/Down button (1), select "YES", and touch the "ENT" button (2).

Delete a registered Bluetooth® audio

- 1) Touch or slide the "TUNE/TRACK" Up/Down button (1) from the "List Audio" screen, select the name of the desired Bluetooth® audio, and touch the "ENT" button (2).
- 2) Touch or slide the "TUNE/TRACK" Up/Down button (1), select "Delete", and touch the "ENT" button (2).
- 3) Touch or slide the "TUNE/TRACK" Up/Down button (1), select "YES", and touch the "ENT" button (2).

OTHER CONTROLS AND EQUIPMENT

NOTE:

- In case audio device does not re-connect after following above steps, delete your audio device from registered list of audio by following steps 1) to 3) of "Delete a registered Bluetooth® audio" mentioned above. Register the audio device again by referring to "Registration of Bluetooth® devices" and follow steps 1) to 4).
- Some audio device may not re-connect automatically. For such cases, follow steps 1) to 2) of "Connect a registered Bluetooth® audio" mentioned in further pages of this section.

Select a connection method

It is possible to switch connection methods when the Bluetooth® audio is registered to the audio system and the audio system and Bluetooth® audio are not connected.

- 1) Touch or slide the "TUNE/TRACK" Up/Down button (1) from the "List Audio" screen, select the name of the desired Bluetooth® audio, and touch the "ENT" button (2).
- 2) Touch or slide the "TUNE/TRACK" Up/Down button (1), select "Connect Method", and touch the "ENT" button (2).
- 3) Touch or slide the "TUNE/TRACK" Up/Down button (1), select the connection method, and touch the "ENT" button (2).

- From Car:
Operate from the audio system to connect to the Bluetooth® device.
- From Audio:
Operate from the Bluetooth® device to connect to the audio system.

Change of Passkey

- 1) The Bluetooth® setting screen will be displayed.
- From the panel button:
Touch the "SETUP" button (4).
Touch or slide the "TUNE/TRACK" Up/Down button (1), select "Bluetooth", and touch the "ENT" button (2).
- From the steering switch:
Press the Bluetooth® button (5).
- 2) Touch or slide the "TUNE/TRACK" Up/Down button (1), select "Setup Bluetooth", and touch the "ENT" button (2).
- 3) Touch or slide the "TUNE/TRACK" Up/Down button (1), select "Passkey", and touch the "ENT" button (2).
- 4) Touch or slide the "TUNE/TRACK" Up/Down button (1), select "YES", and touch the "ENT" button (2).
- 5) Touch or slide the "TUNE/TRACK" Up/Down button (1), select a number between 0 and 9, and touch the "ENT" button (2).
Repeat this operation several times.
- Enter the passkey one digit by one digit.
- The passkey must be between 4 to 8 digits.

- In order to cancel the number that you entered and return to the previous digit, touch the BACK button (3).
- If you do not enter a number that is 4 or more digits and re-touch the "ENT" button (2), the passkey will be registered.

Automatic connection with the Bluetooth® device

If the "Bluetooth Power" is set to ON, turning the ignition switch to ACC will automatically connect the registered Bluetooth® device.

- With the automatic connection, the Bluetooth® device that was connected last will be prioritized.
- 1) The Bluetooth® setting screen will be displayed.
 - From the panel button:
Touch the "SETUP" button (4).
Touch or slide the "TUNE/TRACK" Up/Down button (1), select "Bluetooth", and touch the "ENT" button (2).
 - From the steering switch:
Press the Bluetooth button (5).
 - 2) Touch or slide the "TUNE/TRACK" Up/Down button (1), select "Setup Bluetooth", and touch the "ENT" button (2).
 - 3) Touch or slide the "TUNE/TRACK" Up/Down button (1), select "Bluetooth Power", and touch the "ENT" button (2).
 - Touch or slide the "TUNE/TRACK" Up/Down button (1), select "On" or "Off", and touch the "ENT" button (2).

OTHER CONTROLS AND EQUIPMENT

NOTE:

- When “Bluetooth Power” is set to “OFF”, the audio system disconnects from the registered Bluetooth® device.
- If “Bluetooth Power” is set to “Off”, the audio system will not automatically reconnect the next time the ignition is switched on.

The device status will be displayed

- 1) The Bluetooth® setting screen will be displayed.
- From the panel button:
Touch the “SETUP” button (4).
Touch or slide the “TUNE/TRACK” Up/Down button (1), select “Bluetooth”, and touch the “ENT” button (2).
- From the steering switch:
Press the Bluetooth button (5).
- 2) Touch or slide the “TUNE/TRACK” Up/Down button (1), select “Setup Bluetooth”, and touch the “ENT” button (2).
- 3) Touch or slide the “TUNE/TRACK” Up/Down button (1), select “Bluetooth Info”, and touch the “ENT” button (2).
- 4) Touch or slide the “TUNE/TRACK” Up/Down button (1), select the desired status, and touch the “ENT” button (2).
- To display the device name, select “Device Name”.
- To display the device address, select “Device Address”.

Initialize

It is possible to initialize the audio system's Bluetooth® settings or device information.

⚠ CAUTION

- Do not initialize the settings while driving. Stop your vehicle in a safe area before initializing the device.
- Initialize with caution. Initialized settings and history cannot be restored.

- 1) The Bluetooth® setting screen will be displayed.
- From the panel button:
Touch the “SETUP” button (4).
Touch or slide the “TUNE/TRACK” Up/Down button (1), select “Bluetooth”, and touch the “ENT” button (2).
- From the steering switch:
Press the Bluetooth button (5).
- 2) Touch or slide the “TUNE/TRACK” Up/Down button (1), select “Setup Bluetooth”, and touch the “ENT” button (2).
- 3) Touch or slide the “TUNE/TRACK” Up/Down button (1), select “Initialize”, and touch the “ENT” button (2).
- 4) Touch or slide the “TUNE/TRACK” Up/Down button (1), select the item that you want to initialize item, and touch the “ENT” button (2).

- HF Sound Setting:
 - Reception/ringtone volume
 - Incoming call volume
- Vehicle Device Info:
 - Passkey
- All Initialize:
 - Reception/ringtone volume
 - Incoming call volume
 - Bluetooth audio volume
 - Pairing registration
 - Phonebook/history
 - Speed dial
 - Connect Method
 - Bluetooth Power
 - Auto Transfer
- 5) Touch or slide the “TUNE/TRACK” Up/Down button (1), select “YES”, and touch the “ENT” button (2).

OTHER CONTROLS AND EQUIPMENT

Notes on Bluetooth®

EXAMPLE



73R0209

- The Bluetooth® word mark and logos are registered trademarks owned by Bluetooth SIG, Inc. and any use of such marks by Denso Ten Limited is under license. Other trademarks and trade names are those of their respective owners.
 - This telecommunication equipment conforms to the requirements of the National Telecommunications Commission.
 - Stop using this unit and a Bluetooth® ready device whenever requested.
 - This unit shares the communication frequency with other private or public wireless communication equipment such as a wireless LAN and other wireless communication radios.
- You should stop using this unit immediately whenever you are notified that your unit disturbs other wireless communication.

Profile

- SSP (Secure Simple Pairing)
- PBAP (Phone Book Access Profile)
- OPP (Object Push Profile)
- HFP (Hand-Free Profile)
- A2DP (Advanced Audio Distribution Profile)
- AVRCP (Audio/Video Remote Control Profile)

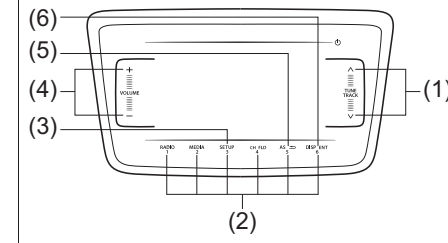
Disclaimer for Bluetooth® function

- Depending on the mobile phone models, some phones may not be compatible fully or partially (some function may be restricted).
- Media playback through third-party applications may have limited support.
- Playback, display contents, connectivity or voice quality etc. may get affected depending on circumstances.
- After the ignition switch is turned to the "ON" position, the audio system takes few seconds to detect and connect to the Bluetooth® device (if already paired).
- Make sure that you are aware of all applicable local laws and accordingly use Bluetooth® device.

Bluetooth® hands-free (if equipped)

To use Bluetooth® devices (Bluetooth® audio or mobile phone) on the audio system, it is required to register the Bluetooth® devices to the audio system by "Bluetooth Settings".

EXAMPLE



55RM05071

- (1) "TUNE/TRACK" Up/Down button
- (2) Speed dial button (1-6)
- (3) "SETUP" button
- (4) "VOLUME" button
- (5) BACK button
- (6) "DISP/ENT" button

Display

EXAMPLE

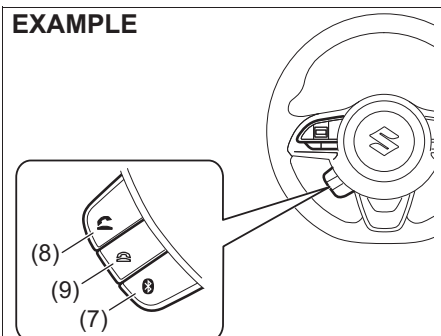


73R0151

OTHER CONTROLS AND EQUIPMENT

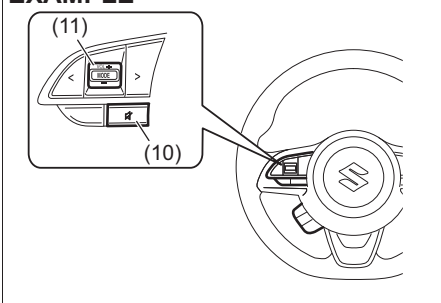
Steering switch

EXAMPLE



55RM05056

EXAMPLE



55RM05057

- (1) "TUNE/TRACK" Up/Down button
- (2) Speed dial button (1-6)
- (3) "SETUP" button
- (4) "VOLUME" button
- (5) BACK button

- (6) "ENT" (enter) button
- (7) Bluetooth® setting button
- (8) Off-hook button
- (9) On-hook button
- (10) Mute button
- (11) "VOL" (volume) button

NOTICE

- **Do not leave your mobile phone inside your vehicle. If the temperature inside the vehicle increases, it may damage your mobile phone.**
- **When disposing your vehicle, make sure to delete all personal information saved to the audio system.**
- **The following hands-free data must be deleted from the audio system.**
 - Speed dial
 - Reception history/Incoming call history
 - Bluetooth® phonebook data

NOTE:

- Please keep your phone volume low. The person's voice who you are talking to may be heard outside of the vehicle and increase the voice echo. When talking on the phone, speak clearly towards the microphone.
- In the following cases, your voice may not be heard clearly by the person on the other line:
 - When driving on unpaved roads. (If there is loud traffic noise.)
 - When driving at high speeds.

- When driving with the window open.
- If the air conditioner is blowing directly towards the microphone.
- When the sound of the air conditioner fan is loud.
- When there is an adverse effect to the sound quality of the phone or network that you are using.

- The audio system may not function under the following conditions.
 - When the phone power is not turned on.
 - When the mobile phone is out of service.
 - When the mobile phone is not connected.
 - When the mobile phone battery is low
- The Bluetooth's hands-free operation is dependent upon the mobile phone's compatibility.
- The Bluetooth's hands-free performance is affected by the driving conditions of mobile phone networks, handsets and vehicles.
- The audio system's performance may be restricted due to the model of your mobile phone.

It is possible to register a mobile phone and register the phone number to the audio system as follows:

- Up to 1,000 phone numbers can be saved for every registered mobile phone.

OTHER CONTROLS AND EQUIPMENT

- Up to 30 phone numbers can be saved to the call history menu (missed calls/incoming/outgoing calls.)
 - When the call history exceeds 30 calls, they are deleted from the oldest one first, and the latest call history information is displayed in descending order.
- Up to 6 phone numbers can be saved to the speed dial list.

Answer the phone

- 1) Press the off-hook button (8).
- When you press the on-hook button (9) during an incoming call, you can block the call. (Only for compatible phone units)

NOTE:

- *If you receive a call from a registered phone, the caller's name will appear on the screen.*
- *If you receive a call from an unregistered phone, only the caller's phone number will appear on the screen.*

Hang up the phone

- 1) When the call is finished, press the on-hook button (9).

Make a call on call waiting

When the screen is displayed during a call, it is possible to hold the call and answer the other incoming call.

- 1) When an incoming call is received during a call, press the off-hook button (8).
- When the call is on hold, it will connect to the other incoming call.
- To end the call waiting, press the off-hook button (8).
- When the call waiting is completed, the call on hold will connect.
- When switching the caller, press the off-hook button (8) again while using the call waiting.

NOTE:



This function can only be used with phone units that are compatible with call waiting.

Mute the ringtone volume

- 1) Press the mute button (10).
- To deactivate the mute volume, press the mute button (10).

Adjust the volume



Adjust the reception volume

- 1) Touch or slide the "VOLUME" button (4) or press the "VOL" button (11) during a call.
- To increase the volume, touch  or slide upwards.
- To decrease the volume, touch  or slide downwards.

NOTE:

The volume and microphone sensitivity settings vary depending on the specifications of each mobile phone.



Adjust the ringtone volume

- 1) Touch or slide the "VOLUME" button (4) or press the "VOL" button (11) during an incoming call.
- To increase the volume, touch  or slide upwards.
- To decrease the volume, touch  or slide downwards.

Adjust the volume with the Bluetooth® settings

- 1) Display the Bluetooth® setup menu.
- From the panel button:
 - Touch the "SETUP" button (3).
 - Touch or slide the "TUNE/TRACK" Up/Down button (1), select "Bluetooth", and touch the "ENT" button (6).
- From the steering switch:
 - Press the Bluetooth® button (7).
- 2) Touch or slide the "TUNE/TRACK" Up/Down button (1), select "Setup Telephone", and touch the "ENT" button (6).
- 3) Touch or slide the "TUNE/TRACK" Up/Down button (1), select "HF Sound Setting", and touch the "ENT" button (6).
- 4) Touch or slide the "TUNE/TRACK" Up/Down button (1), select the item that you want to adjust, and touch the "ENT" button (6).
- Call Volume: Reception/ringtone volume
- Ringtone Volume: Incoming call volume

OTHER CONTROLS AND EQUIPMENT

- 5) Touch or slide the "VOLUME" button (4).
- To increase the volume, touch  or slide upwards.
 - To decrease the volume, touch  or slide downwards.

Make a call

Press the off-hook button (8) to enter the telephone mode.

Use the phonebook

- 1) Touch or slide the "TUNE/TRACK" Up/Down button (1), select "Phonebook", and touch the "ENT" button (6).
 - 2) Touch or slide the "TUNE/TRACK" Up/Down button (1), select the desired initials, and touch the "ENT" button (6).
 - 3) Touch or slide the "TUNE/TRACK" Up/Down button (1), select the contact number, and touch the "ENT" button (6).
- If there are multiple phone numbers for a single contact, touch or slide the "TUNE/TRACK" Up/Down button (1), select the phone number, and touch the "ENT" button (6).
- 4) Touch or slide the "TUNE/TRACK" Up/Down button (1), select "Yes", and touch the "ENT" button (6) or press the off-hook button (8).

Use the call history

- 1) Touch or slide the "TUNE/TRACK" Up/Down button (1), select "All Calls," "Missed Calls," "Incoming Calls" or "Outgoing Calls" and touch the "ENT" button (6).
- 2) Touch or slide the "TUNE/TRACK" Up/Down button (1), select the contact number, and touch the "ENT" button (6).
- 3) Touch or slide the "TUNE/TRACK" Up/Down button (1), select "Yes", and touch the "ENT" button (6) or press the off-hook button (8).

Use the speed dial

- 1) Press the Off-hook button (8) for 1 second or longer.
- 2) Touch the desired speed dial button (2) (1-6).
- 3) Touch or slide the "TUNE/TRACK" Up/Down button (1), select "YES", and then touch the "ENT" button (6) or press the Off-hook button (8).

NOTE:

Speed dial numbers must be registered before this function can be used.

Transfer/delete the phonebook

- 1) Display the Bluetooth® setup menu.
- From the panel button:
Touch the "SETUP" button (3).
Touch or slide the "TUNE/TRACK" Up/Down button (1), select "Bluetooth", and touch the "ENT" button (6).
 - From the steering switch:
Press the Bluetooth® button (7).
- 2) Touch or slide the "TUNE/TRACK" Up/Down button (1), select "Setup Telephone", and touch the "ENT" button (6).
 - 3) Touch or slide the "TUNE/TRACK" Up/Down button (1), select "Setup Phonebook", and touch the "ENT" button (6).

Transfer all contacts from your mobile phone

- 1) Touch or slide the "TUNE/TRACK" Up/Down button (1) from the "Setup Phonebook" screen, select "Add Contacts", and touch the "ENT" button (6).
 - 2) Touch or slide the "TUNE/TRACK" Up/Down button (1), select "Overwrite All", and touch the "ENT" button (6).
- Touch or slide the "TUNE/TRACK" Up/Down button (1), select "YES", and touch the "ENT" button (6).

OTHER CONTROLS AND EQUIPMENT

Transfer 1 contact from your mobile phone

- 1) Touch or slide the "TUNE/TRACK" Up/Down button (1) from the "Setup Phonebook" screen, select "Add Contacts", and touch the "ENT" button (6).
- 2) Touch or slide the "TUNE/TRACK" Up/Down button (1), select "Add One Contact", and touch the "ENT" button (6).
- 3) Touch or slide the "TUNE/TRACK" Up/Down button (1), select "YES", and touch the "ENT" button (6).

Delete the registered phonebook

- 1) Touch or slide the "TUNE/TRACK" Up/Down button (1) from the "Setup Phonebook" screen, select "Delete Contacts", and touch the "ENT" button (6).
- 2) Touch or slide the "TUNE/TRACK" Up/Down button (1), select the desired initials from the list or "All", and touch the "ENT" button (6).
 - When you select "All", it will transition to step 4.
- 3) Touch or slide the "TUNE/TRACK" Up/Down button (1), select the desired name from the list, and touch the "ENT" button (6).
- 4) Touch or slide the "TUNE/TRACK" Up/Down button (1), select "YES", and touch the "ENT" button (6).

Transfer/delete the call history

- 1) Display the Bluetooth® setup menu.
 - From the panel button:
Touch the "SETUP" button (3).
Touch or slide the "TUNE/TRACK" Up/Down button (1), select "Bluetooth", and touch the "ENT" button (6).
 - From the steering switch:
Press the Bluetooth® button (7).
- 2) Touch or slide the "TUNE/TRACK" Up/Down button (1), select "Setup Telephone", and touch the "ENT" button (6).
- 3) Touch or slide the "TUNE/TRACK" Up/Down button (1), select "Setup Call History", and touch the "ENT" button (6).

Transfer the call history

- 1) Touch or slide the "TUNE/TRACK" Up/Down button (1) from the "Setup Call History" screen, select "Overwrite History", and touch the "ENT" button (6).
- 2) Touch or slide the "TUNE/TRACK" Up/Down button (1), select "YES", and touch the "ENT" button (6).

Delete the call history

- 1) Touch or slide the "TUNE/TRACK" Up/Down button (1) from the "Setup Call History" screen, select "Delete History", and touch the "ENT" button (6).
- 2) Touch or slide the "TUNE/TRACK" Up/Down button (1), select "All Calls", "Missed Calls", "Incoming Calls" or "Outgoing Calls" and touch the "ENT" button (6).
- 3) Touch or slide the TUNE/TRACK Up/Down button (1), select the desired data from the history or select "All", and then touch the "ENT" button (6).
- 4) Touch or slide the "TUNE/TRACK" Up/Down button (1), select "YES", and touch the "ENT" button (6).

Registration / deletion of speed dial

- 1) Display the Bluetooth® setup menu.
 - From the panel button:
Touch the "SETUP" button (3).
Touch or slide the "TUNE/TRACK" Up/Down button (1), select "Bluetooth", and touch the "ENT" button (6).
 - From the steering switch:
Press the Bluetooth® button (7).
- 2) Touch or slide the "TUNE/TRACK" Up/Down button (1), select "Setup Telephone", and touch the "ENT" button (6).
- 3) Touch or slide the "TUNE/TRACK" Up/Down button (1), select "Setup Speed Dials", and touch the "ENT" button (6).

OTHER CONTROLS AND EQUIPMENT

Registration in speed dial

- 1) Touch or slide the "TUNE/TRACK" Up/Down button (1) from the "Setup Speed Dials" screen, select "Add Speed Dial", and touch the "ENT" button (6).
- 2) Touch or slide the "TUNE/TRACK" Up/Down button (1), select the phonebook or call history, and touch the "ENT" button (6).
 - When you select the call history, it will transition to step 4.
- 3) Touch or slide the "TUNE/TRACK" Up/Down button (1), select the desired initials from the list and touch the "ENT" button (6).
- 4) Touch or slide the "TUNE/TRACK" Up/Down button (1), select the contact number, and touch the "ENT" button (6).
- If there are multiple phone numbers for a single contact, touch or slide the "TUNE/TRACK" Up/Down button (1), select the phone number, and touch the "ENT" button (6).
- 5) Touch or slide the "TUNE/TRACK" Up/Down button (1), select the speed dial number that you want to register, and touch the "ENT" button (6).

Deletion of speed dial

- 1) Touch or slide the "TUNE/TRACK" Up/Down button (1) from the "Setup Speed Dials" screen, select "Delete Speed Dials", and touch the "ENT" button (6).
- 2) Touch or slide the "TUNE/TRACK" Up/Down button (1), select the speed dial number that you want to delete, and touch the "ENT" button (6).
- 3) Touch or slide the "TUNE/TRACK" Up/Down button (1), select "YES", and touch the "ENT" button (6).

Automatic transfer of the phonebook/call history

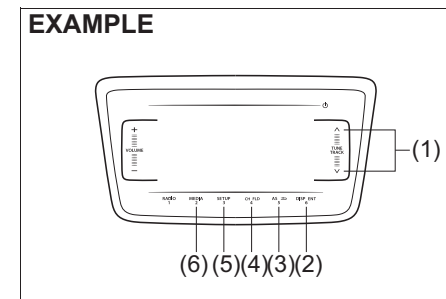
When registering the mobile phone, you can select to automatically transfer the phonebook and call history from your device. Select according to the following steps.

- 1) Display the Bluetooth® setup menu.
 - From the panel button:
 - Touch the "SETUP" button (3).
 - Touch or slide the "TUNE/TRACK" Up/Down button (1), select "Bluetooth", and touch the "ENT" button (6).
 - From the steering switch:
 - Press the Bluetooth® button (7).
- 2) Touch or slide the "TUNE/TRACK" Up/Down button (1), select "Setup Telephone", and touch the "ENT" button (6).
- 3) Touch or slide the "TUNE/TRACK" Up/Down button (1), select "Auto Transfer", and touch the "ENT" button (6).

- 4) Touch or slide the "TUNE/TRACK" Up/Down button (1), select "On" or "Off", and touch the "ENT" button (6).

Bluetooth® audio

To use Bluetooth® devices (Bluetooth® audio or mobile phone) on the audio system, it is required to register the Bluetooth® devices to the audio system by "Bluetooth® Settings".



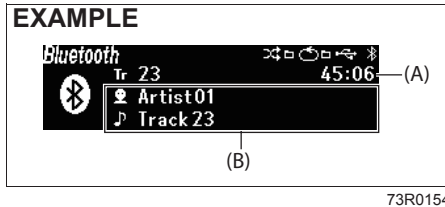
55RM05065

- (1) "TUNE/TRACK" Up/Down button
- (2) "DISP/ENT" (display/enter) button
- (3) BACK button
- (4) "FLD" (group operation) button
- (5) "SETUP" (random/repeat) button
- (6) "MEDIA" button

OTHER CONTROLS AND EQUIPMENT

Display

EXAMPLE



(A) Playback time

(B) Text information display

NOTE:

Some functions may not be usable on some Bluetooth® devices.

Selecting the Bluetooth® audio

- 1) Press the "MEDIA" button (6) for 1 second or more for changing from radio mode, or
Touch the "MEDIA" button (6) if the audio is in other than radio mode.
- Touch the "MEDIA" button (6). Each time the button is touched, the mode will change as follows:
USB (iPod®) (if equipped) → Bluetooth® audio (if equipped) → AUX (if equipped)

Fast forwarding/Rewinding a track

- 1) Hold down the "TUNE/TRACK" Up/Down button (1).
- : Hold down the Up button for 1 second or longer to fast forward the track.
- : Hold down the Down button for 1 second or longer to fast rewind the track.

- Releasing the button can stop the fast forwarding/rewinding.

Selecting a track

- 1) Touch the "TUNE/TRACK" Up/Down button (1).
- : Touch the Up button to listen to the next track.
- : When the Down button is touched once, the track currently being played will start from the beginning again. Touch the Down button twice to listen to the previous track.

Selecting a group (only for supported models)

- 1) Touch the "FLD" (group operation) button (4).
- 2) Touch the "TUNE/TRACK" Up/Down button (1).
- : Touch the Up button to go to the next group.
- : Touch the Down button to go to the previous group.

Repeat playback

- 1) Touch the "SETUP" (random/repeat) button (5).
- 2) Touch or slide the "TUNE/TRACK" Up/Down button (1), select "Repeat", and touch the "DISP/ENT" button (2).
- Each time the "DISP/ENT" button (2) is touched, display will change as follows:
Off → One song repeat →
Group repeat (if available) ...

Random playback

- 1) Touch the "SETUP" (random/repeat) button (5).
- 2) Touch or slide the "TUNE/TRACK" Up/Down button (1), select "Random", and touch the "DISP/ENT" button (2)
- Each time the "DISP/ENT" button (2) is touched, display will change as follows:
Off → Group random → All random ...

Display change

- 1) Touch the "DISP/ENT" button (2).
- Each time the button is touched, display will change as follows:
Artist name/Track title → Album name/Track title ...

NOTE:

- "NO TITLE" will be displayed when there is no text information in the USB device currently being played.
- "..." is displayed if all text data cannot be displayed. Touch and hold the "DISP/ENT" button (2) for at least one second to automatically display the rest of the text data.

OTHER CONTROLS AND EQUIPMENT

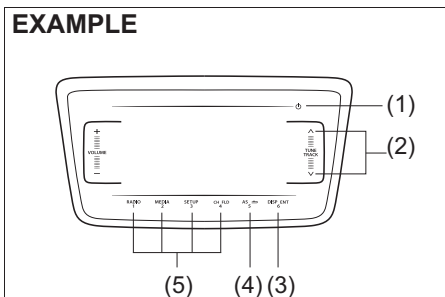
Anti-Theft Feature

The anti-theft function is intended to discourage thefts, such as that the audio system becomes inoperable when it is installed on other vehicles.

This function works by entering a Personal Identification Number (PIN).

When the unit is disconnected from its power source, such as when the audio system is removed or the lead-acid battery is disconnected, the unit will become inoperable until the PIN is reentered.

EXAMPLE



55RM05072

- (1) POWER button
- (2) List selection button
- (3) "ENT" (enter) button
- (4) BACK button
- (5) PIN entry button (1-4)

Display

EXAMPLE



73R0156

Setting the Anti-Theft Function

- 1) Touch the POWER button (1) for 1 second or longer to power off the audio system.
- 2) Hold down the button numbered [1] of the PIN entry button (5) and the "ENT" button (3) and touch the POWER button (1).
 - "SECURITY" will be displayed.
- 3) Hold down the Up button of the List selection button (2) and the button numbered [1] of the PIN entry button (5).
 - "----" will be displayed.
- 4) Enter a 4-digit number to be registered as PIN using the buttons numbered [1] - [4] of the PIN entry button (5).
- 5) Touch the "ENT" button (3) for 1 second or longer.
 - "COMPLETE" will be displayed, and the power will turn off after 3 seconds.

NOTE:

Take a note of the registered PIN and keep it for the future use.

Canceling the anti-theft feature

To cancel the anti-theft function, delete the registered PIN.

- 1) Touch the POWER button (1) for 1 second or longer to power off the audio system.
- 2) Hold down the buttons numbered [1] of the PIN entry button (5) and the "ENT" button (3) and touch the POWER button (1).
 - "PIN ENTRY" will be displayed.
- 3) Hold down the Up button of the List selection button (2) and the button numbered [1] of the PIN entry button (5).
 - "----" will be displayed.
- 4) Enter a 4-digit number to be registered as PIN using the buttons numbered [1] - [4] of the PIN entry button (5).
- 5) Touch the "ENT" button (3) for 1 second or longer.
 - If an incorrect PIN is entered, "ERROR* (ERR Number)" will be displayed for 3 seconds, then the audio system will go back to step 2.
 - "----" is displayed on the screen, and the power will turn off after 3 seconds.


NOTE:

- To change your PIN, first delete your current PIN, then set a new one.
- If an incorrect PIN is entered 10 times or more, "HELP" will be displayed and the audio system will become inoperable. In this case, contact Maruti Suzuki authorised workshop.

OTHER CONTROLS AND EQUIPMENT

Confirming the Personal Identification Number (PIN)

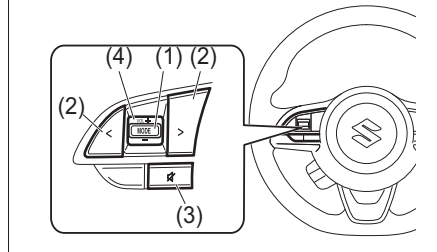
When the main power source is disconnected such as when the lead-acid battery is replaced, etc, it is required to enter the PIN to make the unit operable again.

- 1) Set the ignition switch to the ACC position.
 - “SECURITY” will be displayed.
- 2) Hold down the Up button of the List selection button (2)  and the button numbered [1] of the PIN entry button (5).
- “----” will be displayed.
- 3) Enter the registered 4-digit PIN number using the buttons numbered [1] - [4] of the PIN entry button (5).
- 4) Touch the “ENT” button (3) for 1 second or longer.
 - If an incorrect PIN is entered, “ERROR* (ERR Number)” will be displayed for 3 seconds, then the audio system will go back to step 2.
 - After 3 seconds, the power of the audio system will be turned off automatically and it will become operable again.

Steering Switch (if equipped)

Use the steering wheel button to operate the basic functions of the audio system.

EXAMPLE



55RM05058

- (1) “MODE” button
- (2) Selection button
 - Selecting the radio station
 - Selecting the track (USB (iPod®), Bluetooth® audio mode)
- (3) Mute button
- (4) “VOL” (volume) button

MODE button (1)

- Each time the button is pressed, the mode will change as follows:
 AM → FM1 → FM2 → USB (iPod®) (if equipped) → Bluetooth® audio (if equipped) → AUX (if equipped)

Selection button (2)







- FM1, FM2, AM mode:
 - Press > to transfer to the next preset channel.
 - Press < to transfer to the previous preset channel.
 - Press > for 1 second or longer, it will search for receivable stations at a high frequency.
 - Press < for 1 second or longer, it will search for receivable stations at a low frequency.
- USB (iPod®), Bluetooth® audio mode:
 - Press > to transfer to the next song. With the folder operation mode, it will transfer to the next folder.
 - Press < to return to the beginning of the currently playing song. Pressing it twice consecutively will return to the previous song. With the folder operation mode, it will return to the previous folder.
 - Press > for 1 second or longer to fast-forward the song. When the button is released, it will stop fast-forwarding.
 - Press < for 1 second or longer to rewind the song. Releasing the button can stop rewinding.

OTHER CONTROLS AND EQUIPMENT

Mute button (3)

- Hands-free mode
Each time you press the button the mute will switch from ON/OFF.
- USB (iPod®), Bluetooth® audio mode:
Press the button during playback to temporarily stop the playback.

“VOL” button (4)

- Hands-free mode:
 - Press  during an outgoing or incoming call, the reception/ringtone sound will increase.
 - Press  during an outgoing or incoming call, the reception/ringtone sound will decrease.
 - Press  during an outgoing call, the ringtone sound will increase.
 - Press  during an outgoing call, the ringtone sound will decrease.
- Radio, USB (iPod®), Bluetooth® audio, AUX mode:
Press , the volume will increase.
Press , the volume will decrease.

Remote Controller

CAUTION

Operational precautions regarding remote controller use:

- Because of its small size and light weight, use the remote controller with care. Dropping the remote controller or hitting it against hard surfaces may degrade the battery and cause malfunction.
- Do not expose the remote controller to humidity, dust, or moisture. Do not subject the remote controller to shock.
- Do not place the remote controller on the dashboard or other places that can be exposed to high temperatures, such as near heater vents. Exposing the remote controller to conditions in which it may overheat may cause the case to deform or other issues.
- Do not operate the remote controller while driving. Doing so may result in an accident.
- Direct the remote controller towards the remote controller receiver when using the remote controller.
- The receiver may not operate correctly when exposed to direct sunlight or other sources of bright light.

(Continued)

CAUTION

(Continued)

- Remove the battery from the remote controller if the remote controller will not be used for extended periods of time.

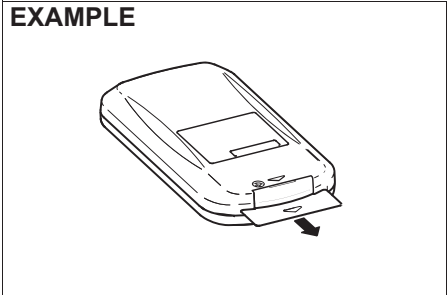
CAUTION

Cleaning the remote controller:

- Use a dry cloth to clean the remote controller. If the remote controller becomes excessively soiled, use a cloth dampened lightly with a diluted liquid detergent.
- Never use organic solvents, such as benzene cleanser or thinner. Use of these substances will damage the case and finish.

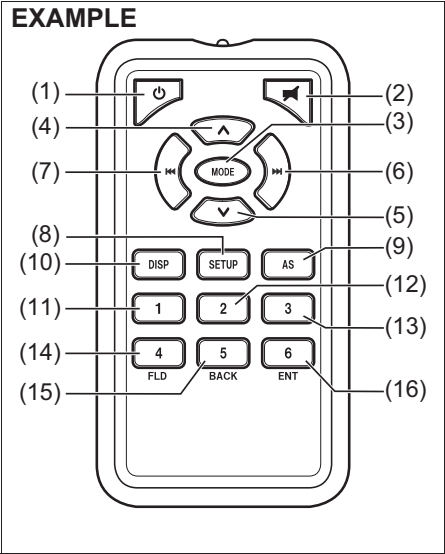
OTHER CONTROLS AND EQUIPMENT

Before using the remote controller









Pull out the battery insulated sheet tab from the remote controller in the direction indicated by the arrow.








Remote controller operation






OTHER CONTROLS AND EQUIPMENT

No.	Button	Function
(1)		POWER button: <ul style="list-style-type: none"> Turns the power to the audio system on / off (press and hold)
(2)		Mute button: <ul style="list-style-type: none"> Sound mute on / off
(3)		MODE button: <ul style="list-style-type: none"> Switches between audio sources <ul style="list-style-type: none"> The mode changes in the following order each time the button is pressed: AM → FM1 → FM2 → USB (iPod®) (if equipped) → Bluetooth® audio → AUX (if equipped) ... <p>NOTE: <i>"No Audio" will be displayed when there is no Bluetooth device connected.</i></p>
(4)		Volume buttons: <ul style="list-style-type: none"> Volume up / Continuous volume up (press and hold)
(5)		Volume buttons: <ul style="list-style-type: none"> Volume down / Continuous volume down (press and hold)
(6)		TUNE/TRACK up button: <ul style="list-style-type: none"> RADIO: <ul style="list-style-type: none"> Tune up / Seek up (press and hold) USB, iPod®, and Bluetooth® audio: <ul style="list-style-type: none"> Normal mode: Track (file) up / Fast up (press and hold) FLD mode (USB and Bluetooth® audio): Folder (Group) up / Fast up (press and hold) FLD mode (iPod®): List up / Continuous list up (press and hold) FUNCTION mode (various settings): <ul style="list-style-type: none"> Configures functions / Change values

OTHER CONTROLS AND EQUIPMENT

No.	Button	Function
(7)		TUNE/TRACK down button: <ul style="list-style-type: none"> • RADIO: Tune down / Seek down (press and hold) • USB, iPod®, and Bluetooth® audio: <ul style="list-style-type: none"> – Normal mode: Track (file) down / Fast down (press and hold) – FLD mode (USB and Bluetooth® audio): Folder (Group) down / Fast down (press and hold) – FLD mode (iPod®): List down / Continuous list down (press and hold) • FUNCTION mode (various settings): Configures functions / Change values
(8)		SETUP button: <ul style="list-style-type: none"> • Switch to the System setting mode
(9)		Auto Store button: <ul style="list-style-type: none"> • RADIO: Switches between manual preset and AS mode / Auto Store (press and hold)
(10)		DISP button: <ul style="list-style-type: none"> • Changes text displays / Changes automatic text display pages (press and hold)
(11)		Preset [1] button: <ul style="list-style-type: none"> • RADIO: Calls preset channels / Stores channel as preset (press and hold)
(12)		Preset [2] button: <ul style="list-style-type: none"> • RADIO: Calls preset channels / Stores channel as preset (press and hold)
(13)		Preset [3] button: <ul style="list-style-type: none"> • RADIO: Calls preset channels / Stores channel as preset (press and hold)

OTHER CONTROLS AND EQUIPMENT

No.	Button	Function
(14)		Preset [4] / FLD button: <ul style="list-style-type: none">• RADIO: Calls preset channels / Stores channel as preset (press and hold)• USB, iPod®, and Bluetooth® audio: Switches between Folder operation / iPod® menus / Group operation mode
(15)		Preset [5] / BACK button: <ul style="list-style-type: none">• RADIO: Calls preset channels / Stores channel as preset (press and hold)• USB, iPod®, Bluetooth® audio, and settings: Switches back to the previous screen
(16)		Preset [6] / ENTER button: <ul style="list-style-type: none">• RADIO: Calls preset channels / Stores channel as preset (press and hold)• USB, iPod®, Bluetooth® audio, and settings: Sets the selected item

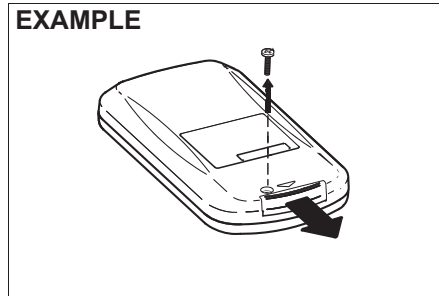
OTHER CONTROLS AND EQUIPMENT

Battery replacement

CAUTION

- Store batteries in their original packaging out of reach of children until ready for use. Discard used batteries immediately. Seek medical attention immediately if swallowed.
- Do not place batteries in locations near fire or exposed to direct sunlight. Doing so may result in fire, explosion, or excessive heat.
- Do not place the remote controller on the dashboard or other places that can be exposed to high temperatures.
- Accidentally replacing batteries with lithium-ion batteries may result in explosion. Always replace batteries with the same type.

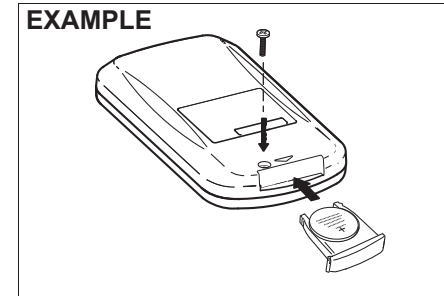
EXAMPLE



72R0088

- 1) Use a Phillips screwdriver (sold separately) of the proper size to remove the screw and pull out the battery slot cover in the direction indicated by the arrow.

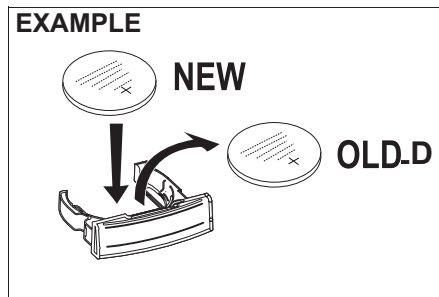
EXAMPLE



72R0090

- 3) Press the battery slot cover to the direction indicated by the arrow completely and then fully tighten the screw.

EXAMPLE



72R0089

- 2) Remove the old battery and place the new battery (CR2025) into the battery slot cover with the + mark facing upwards.

OTHER CONTROLS AND EQUIPMENT

Troubleshooting

When encountered a problem, check and follow the instructions as described below.

If the described suggestions do not solve the problem, it is recommended to take the unit to a Maruti Suzuki authorised workshop.

Problem	Possible cause	Possible solution
---------	----------------	-------------------

Common

Unable to operate	The security function is on.	When "SECURITY" is displayed, enter the ID. When "HELP" is displayed, contact a Maruti Suzuki authorised workshop.
Unable to turn on the power (no sound). (No sound is produced)	Fuse is blown.	Contact a Maruti Suzuki authorised workshop.

Radio

Much noise	It may not be exactly tuned in to the station.	Tune it in exactly to the station.
Unable to receive by auto tuning	There may be no station emitting signals powerful enough.	Pick up a station by manual tuning.

USB

Playback does not start when the USB device is connected.	There is no supported format file to play on this unit.	Check the file format.
	The current consumption of the USB device exceeds 1.0 A.	Use an USB device with a current consumption lower than 1.0 A.
Sound skips or noise produced	Sound skipping may occur when playing VBR (Variable Bit Rate) files.	It is not recommended to play VBR files.

OTHER CONTROLS AND EQUIPMENT

Problem	Possible cause	Possible solution
---------	----------------	-------------------

Bluetooth®

Pairing failed	The distance between this unit and the Bluetooth® ready device is too far, or a metallic object may be located between the Bluetooth® ready device and this unit.	Change the location of the Bluetooth® ready device.
	The Bluetooth® function of the Bluetooth® ready device is off.	Refer to the manual of the Bluetooth® ready device. (Some devices have the power saving function that automatically activates after a certain time.)
Unable to receive a call	Your current location may be out of service area.	Drive your vehicle to the service area of the phone.
The voice quality of hands-free is low (Distortion, noise etc.)	Another wireless device may be located near the unit.	Switch off the wireless device or keep it away from the unit.

OTHER CONTROLS AND EQUIPMENT

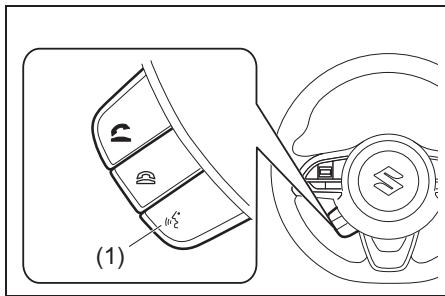
Error Display Messages

The following messages (flashing) will be displayed onto the screen depending on the condition of the audio system.

Message	Description
Reading	When the USB device or iPod® file format is being read,, this message will be displayed.
ERROR 1	When the USB device or iPod® reading error occurs, this message will be displayed. Reconnect the USB device or iPod® connection cable. When the Bluetooth® audio playback malfunction occurs, this message will be displayed. Check the Bluetooth® audio body.
ERROR 2	When the USB device or iPod® communication error occurs, this message will be displayed. Reconnect the USB device or iPod® connection cable.
ERROR 3	When the USB device or iPod® issues are detected, this message will be displayed. Remove the USB device or iPod®, and check the USB device or the iPod®.
ERROR 4	If the USB device or iPod® does not operate due to an over current, this message will be displayed. Remove the USB device or iPod®, and check the USB device or the iPod®.
ERROR 5	When the data playback fails with the USB device or iPod® connected, or there are data unable to be transferred, this message will be displayed. Remove the USB device or iPod®, and check the USB device or the iPod®.
ERROR 6	When the USB HUB is connected, this message will be displayed. Disconnect the USB HUB.
UNSUPPORTED	When an unsupported USB device or iPod® is connected, this message will be displayed. Connect the supported USB device or iPod®.
No Music	When an empty USB device or a USB device containing files with the extension unable to be played is connected, this message will be displayed. Connect the USB device containing files with the playable extension.
No Songs	When an iPod® is connected, this message will be displayed.

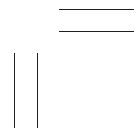
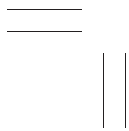


OTHER CONTROLS AND EQUIPMENT

Talk button (if equipped)



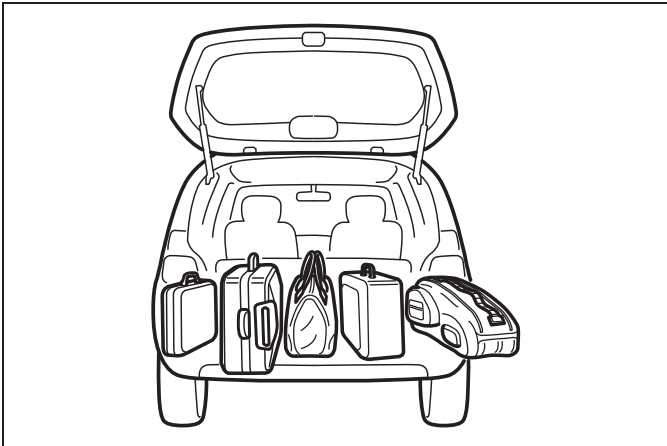
(1) Talk button

It can be used with a device having a voice recognition function. To use the function, it is necessary to perform a corresponding setting on your device. For operation of the audio system or the navigation system, refer to the supplementary manual provided along with it.



VEHICLE LOADING AND TOWING

Vehicle loading 6-1
Trailer towing 6-1



54G215

VEHICLE LOADING AND TOWING

Vehicle loading

Your vehicle was designed for specific weight capacities. The weight capacities of your vehicle are indicated by the Gross Vehicle Weight Rating (GVWR) and the Permissible maximum Axle Weight (PAW, front and rear). The GVWR and PAW (front and rear) are listed in "SPECIFICATIONS" section.

GVWR – Maximum permissible overall weight of the fully loaded vehicle (including all the occupants, accessories and cargo plus the trailer nose weight if towing a trailer).

PAW (front and rear) – Maximum permissible weight on an individual axle.

Actual weight of the loaded vehicle and actual loads at the front and rear axles can only be determined by weighing the vehicle. Compare these weights to the GVWR and PAW (front and rear). If the gross vehicle weight or the load on either axle exceeds these ratings, you must remove enough weight to bring the load down to the rated capacity.

WARNING

Never overload your vehicle. The gross vehicle weight (sum of the weights of the vehicle, all the occupants, accessories, cargo plus trailer nose weight if towing a trailer) must never exceed the Gross Vehicle Weight Rating (GVWR). In addition, never distribute a load so that the weight on either the front or rear axle exceeds the Permissible maximum Axle Weight (PAW).


WARNING

Always distribute cargo evenly. To avoid personal injury or damage to your vehicle, always secure cargo to prevent it from shifting if the vehicle moves suddenly. Place heavier objects on the floor and as far forward in the cargo area as possible. Never pile cargo higher than the top of the seat backs.

Trailer towing

Your MARUTI SUZUKI was originally designed to carry people and a normal amount of cargo, not to tow a trailer.

INSPECTION AND MAINTENANCE




55RM07027

Maintenance schedule	7-2
Periodic Maintenance Schedule	7-2
Drive belt	7-6
Engine oil and filter	7-6
Engine coolant	7-9
Air cleaner	7-11
Spark plugs	7-11
Gear oil	7-11
Clutch pedal	7-12
Brakes	7-13
Steering	7-15
Tires	7-15
Battery	7-18
Fuses	7-20
Headlight aiming	7-24
Bulb replacement	7-24
Wiper blades	7-30
Windshield washer fluid	7-33
Air conditioning system	7-33

INSPECTION AND MAINTENANCE

EXAMPLE



55RM07002

⚠ WARNING

Take extreme care when working on your vehicle to prevent accidental injury. Carefully observe the following precautions:

- To prevent damage or unintended activation of the air bag system or seat belt pretensioner (if equipped) system, check that the battery is disconnected and the ignition switch has been in "LOCK" position or the ignition mode has been "LOCK" (OFF) for at least 90 seconds before performing any electrical service work on your MARUTI SUZUKI vehicle. Do not touch air bag system components, seat belt pretensioner (if equipped) system components or wires.

The wires are wrapped with yellow tape or yellow tubing, and the couplers are yellow for easy identification.

(Continued)

⚠ WARNING

(Continued)

- Do not leave the engine running in garages or other confined areas.
- When the engine is running, keep hands, clothing, tools, and other objects away from the fan and drive belt. Even though the fan may not be moving, it can automatically turn on without warning.
- When it is necessary to perform service work with the engine running, check that the parking brake is set fully and the transaxle is in Neutral.
- Do not touch ignition wires or other ignition system parts when starting the engine or when the engine is running, or you could receive an electric shock.
- Be careful not to touch a hot engine, exhaust manifold and pipes, muffler, radiator and water hoses.
- Do not allow smoking, sparks, or flames around fuel or the battery. Flammable fumes are present.
- Do not get under your vehicle if it is supported only with the portable jack provided in your vehicle.
- Be careful not to cause accidental short circuits between the positive and negative battery terminals.

(Continued)

⚠ WARNING

(Continued)

- Keep used oil, coolant, and other fluids away from children and pets. Dispose of used fluids properly; never pour them on the ground, into sewers, etc.

INSPECTION AND MAINTENANCE

Maintenance Schedule

The following table shows the times when you should perform regular maintenance on your vehicle. This table shows in kilometers and months when you should perform inspections, adjustments, lubrication and other services.



WARNING

MARUTI SUZUKI recommends that maintenance on your Maruti Suzuki vehicle should be performed by authorised Maruti Suzuki workshop.

NOTICE

Whenever it becomes necessary to replace parts on your vehicle, it is recommended that you use MARUTI genuine replacement parts or their equivalent.

Periodic Maintenance Schedule

“C”: Clean

“R”: Replace or Change

“I”: Inspect, clean, adjust, lubricate or replace as necessary

“L”: Lubricate

“T”: Tighten to Specified Torque

“O”: Rotate

NOTE:

This table includes services as scheduled up to 80,000 km mileage. Beyond 80,000 km, carry out the same services at the same intervals respectively.

INSPECTION AND MAINTENANCE

Interval: This interval should be judged by odometer reading or months, whichever comes first.			FREE INSPECTION			PERIODIC MAINTENANCE AT COST							
			km (x1000)	1	5	10	20	30	40	50	60	70	80
			months	1	6	12	24	36	48	60	72	84	96
ENGINE													
1-1.	Water pump drive belt (Wear)		-	-	I	I	I	I	I	I	I	R	
1-2.	Engine coolant (Level, Leakage)		I	I	I	R	I	R	I	R	I	R	
1-3.	Engine oil, engine oil filter and drain plug gasket (Level, Leakage)		I	I	R	R	R	R	R	R	R	R	
1-4.	Cooling system hoses and connections (Leakage and Damage)		I	I	I	I	I	I	I	I	I	I	
1-5.	Engine mounting and manifold fixing (Loose Damage)		-	-	I	-	I	-	I	-	I	-	
1-6.	Exhaust system (Noise, Leakage etc.)		-	I	-	I	-	I	-	I	-	I	
1-7.	Positive crank case ventilation system (Hoses, Connections and Valve)		-	I	-	I	-	I	-	I	-	I	
IGNITION													
2-1.	Ignition wire (Damage, Deterioration)		-	-	-	I	-	I	-	I	-	I	
2-2.	Spark plug	Petrol	Replace every 100,000 KM or 84 months whichever comes first										
		CNG	Replace every 50,000 KM or 48 months whichever comes first										
FUEL													
3-1.	Air cleaner filter element	Paved-road	Clean every 5,000 KM. Replace after every 40,000 KM.										
		Dusty Condition	Clean every 2,500 KM or as required. Replace after every 40,000 KM.										
3-2.	Fuel tank cap, fuel lines and connections (Leakage and Damage)		-	I	-	-	-	I	-	-	-	I	
3-3.	Fuel filter (Leakage)		I	I	I	I	I	R	I	I	I	R	
CLUTCH AND TRANSMISSION													
4-1.	Clutch pedal (Play)		I	I	I	I	I	I	I	I	I	I	
4-2.	Clutch slipping (Dragging or Excess Damage)		I	I	I	I	I	I	I	I	I	I	
4-3.	Manual transmission oil / Auto Gear Shift oil (Level, Leakage)		I	I	I	I	I	I	I	I	I	I	
4-4.	Gear shifter (Operation)		I	I	I	I	I	I	I	I	I	I	

INSPECTION AND MAINTENANCE

Interval: This interval should be judged by odometer reading or months, whichever comes first.		FREE INSPECTION			PERIODIC MAINTENANCE AT COST							
		km (x1000)	1	5	10	20	30	40	50	60	70	80
		months	1	6	12	24	36	48	60	72	84	96
DRIVE SHAFT												
5-1.	Drive shaft noise											
5-2.	Drive shaft boot (Damage)	-										
BRAKE												
6-1.	Brake fluid (Level, Leakage)											
		Replace every 40,000 KM or 24 months whichever comes first										
6-2.	Brake pedal (Pedal - carpet clearance)											
6-3.	Parking brake lever and cable (Play, Damage)											
6-4.	Brake disc and pad (Wear)	-										
6-5.	Brake drum and shoes (Wear)	-	-									
6-6.	Master cylinder, wheel cylinder, caliper piston (Fluid leakage, Boot/Seal damage)											
6-7.	Brake hoses and pipes (Fluid leakage, Damage)											
WHEEL												
7-1.	Tyres (Air pressure, Abnormal wear, Crack and Rotation)		I&O	I&O	I&O	I&O	I&O	I&O	I&O	I&O	I&O	
7-2.	Wheels (Damage)											
7-3.	Front/Rear wheel bearing (Loose, Damage)											
FRONT / REAR SUSPENSION												
8-1.	Suspension strut (Oil leakage, Damage)											
8-2.	Suspension arms / Knuckle support and Torsion rods (Loose, Damage)	-										
8-3.	Rear spring (Damage)											
8-4.	Shock absorbers (Oil leakage, Damage)											
8-5.	All bolts and nuts (Loose)	-	T	T	T	T	T	T	T	T	T	

INSPECTION AND MAINTENANCE

Interval: This interval should be judged by odometer reading or months, whichever comes first.		FREE INSPECTION			PERIODIC MAINTENANCE AT COST							
		km (x1000)	1	5	10	20	30	40	50	60	70	80
		months	1	6	12	24	36	48	60	72	84	96
STEERING												
9-1.	Steering wheel (Play, Loose)	I	I	I	I	I	I	I	I	I	I	I
9-2.	All rods and arms (Loose, Damage, Wear)	I	I	I	I	I	I	I	I	I	I	I
9-3.	Tilt steering (Operation)	I	I	I	I	I	I	I	I	I	I	I
ELECTRICAL												
10-1.	Battery - Electrolyte (Level, Leakage) and voltage	I	I	I	I	I	I	I	I	I	I	I
10-2.	Wiring harness connection (Loose, Damage)	-	I	I	I	I	I	I	I	I	I	I
10-3.	Lighting system (Operation, Stains, Damage)	I	I	I	I	I	I	I	I	I	I	I
10-4.	Wiper (Operation)	I	I	I	I	I	I	I	I	I	I	I
10-5.	Horn (Operation)	I	I	I	I	I	I	I	I	I	I	I
10-6.	AUX, USB (if equipped) and accessory socket (Operation)	-	I	I	I	I	I	I	I	I	I	I
BODY												
11-1.	All chassis bolts and nuts (Tighten)	-	T	T	T	T	T	T	T	T	T	T
11-2.	All latches, hinges and locks (Function)	I	I&L	I&L	I&L	I&L	I&L	I&L	I&L	I&L	I&L	I&L
ROAD TEST												
12-1.	Operation of Brakes, gear shifting and speedometer	I	I	I	I	I	I	I	I	I	I	I
12-2.	Body and chassis noise	I	I	I	I	I	I	I	I	I	I	I
AIR CONDITIONER												
13-1.	Check belt tension	I	I	I	I	I	I	I	I	I	I	I
13-2.	Tighten compressor mounting bolt	-	T	T	T	T	T	T	T	T	T	T
13-3.	All hose joint (Check, Tighten)	I	I	I	I	I	I	I	I	I	I	I
13-4.	Check functioning of recirculating flap	I	I	I	I	I	I	I	I	I	I	I
13-5.	Clean condenser with low pressure water	-	C	C	C	C	C	C	C	C	C	C
13-6.	Check belt for frayed edges	I	I	I	I	I	I	I	I	I	I	I
13-7.	Check all mounting bolts	I	I	I	I	I	I	I	I	I	I	I
13-8.	Air conditioner filter element (if equipped)	I	I	I	I	R	I	I	R	I	I	I

Drive belt

⚠ WARNING

When the engine is running, keep hands, hair, clothing, tools, etc. away from the moving fan and drive belts.

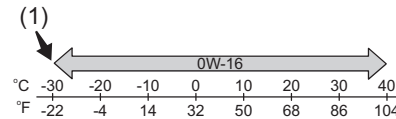
The drive belts tension is adjusted automatically. If the belt is too loose, insufficient battery charging, engine overheating, poor air conditioning, or excessive belt wear can result.

The belt should also be examined to ensure that they are not damaged.

If you need to replace or adjust the belt, have it done by an authorised Maruti Suzuki workshop.

Engine oil and filter

Specified oil



EXAMPLE

56RM07013

(1) Recommended

Check that the engine oil you use comes under the quality classification of API SN. Select the appropriate oil viscosity according to the above chart

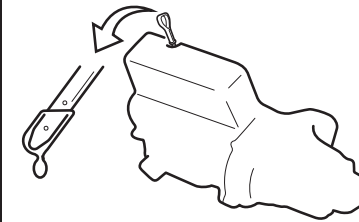
SAE 0W-16 (1) is the best choice for good fuel economy and good startability in cold weather.

NOTE:

We recommend that you use MARUTI genuine oil. To purchase it, visit an authorised Maruti Suzuki workshop.

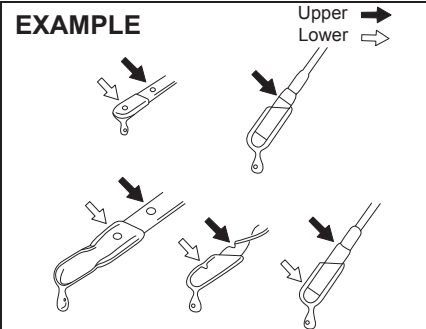
Oil level check

EXAMPLE



55RH07002

EXAMPLE



55RH07003

It is important to keep the engine oil at the correct level for proper lubrication of your vehicle's engine. Check the oil level with the vehicle on a level surface. The oil level

INSPECTION AND MAINTENANCE

indication may be inaccurate if the vehicle is on a slope. The oil level should be checked either before starting the engine or at least 5 minutes after stopping the engine.

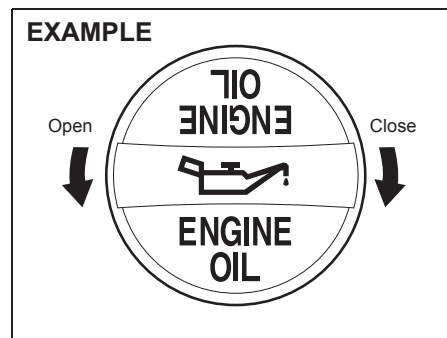
The handle of the engine oil dipstick is colored with yellow for easy identification.

Pull out the oil dipstick, wipe the oil off with a clean cloth, insert the dipstick all the way into the engine, and then remove it again. The oil on the stick should be between the upper and lower limits shown on the stick. If the oil level indication is near the lower limit, add enough oil to raise the level to the upper limit.

NOTICE

Failure to check the oil level regularly could lead to serious engine trouble due to insufficient oil.

Refilling

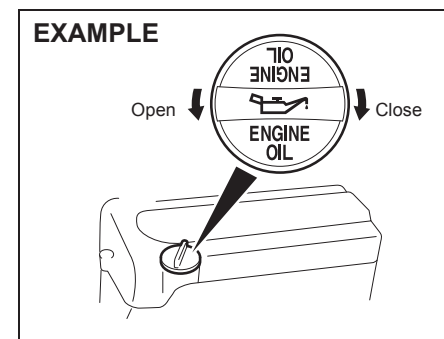


68PH00762

Remove the oil filler cap and pour oil slowly through the filler hole to bring the oil level to the upper limit on the dipstick. Be careful not to overfill the oil. Too much oil is almost as bad as too little oil. After refilling, start the engine and allow it to idle for about a minute. Stop the engine, wait about 5 minutes and check the oil level again.

Changing engine oil and filter

Drain the engine oil while the engine is still warm.



68PM00703

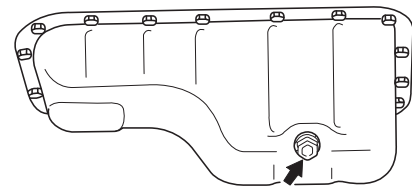
- 1) Remove the oil filler cap.
- 2) Place a drain pan under the drain plug.
- 3) Using a wrench, remove the drain plug and drain the engine oil.

CAUTION

The engine oil temperature may be high enough to burn your fingers when the drain plug is loosened. Wait until the drain plug is cool enough to touch with your bare hands.

INSPECTION AND MAINTENANCE

EXAMPLE



68PH00705

Tightening torque for drain plug:
35 Nm (3.6 kg-m, 25.8 lb-ft)

⚠ WARNING

Engine oil can be hazardous. Children and pets may be harmed by swallowing new or used oil. Keep new and used oil and used oil filters away from children and pets. Repeated, prolonged contact with used engine oil may cause skin cancer. Brief contact with used oil may irritate skin.

(Continued)

⚠ WARNING

(Continued)

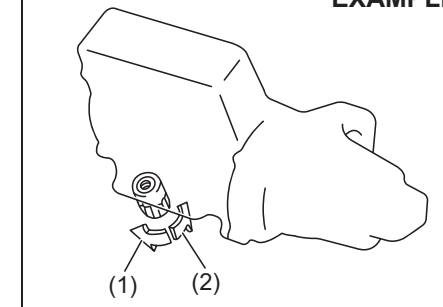
To minimize your exposure to used oil, wear a long-sleeve shirt and moisture-proof gloves (such as dish-washing gloves) when changing oil. If oil contacts your skin, wash thoroughly with soap and water. Launder any clothing or rags if it is with oil. Recycle or properly dispose of used oil and oil filters.

- 4) Reinstall the drain plug with new gasket. Tighten the plug with a wrench to the specified torque.

Oil filter replacement

- 1) Using an oil filter wrench, turn the oil filter counterclockwise and remove it.
- 2) Using a clean rag, wipe off the mounting surface on the engine where the new filter will be seated.
- 3) Smear a small amount of engine oil around the rubber gasket of the new oil filter.
- 4) Screw the new filter by hand until the filter gasket contacts the mounting surface.

EXAMPLE

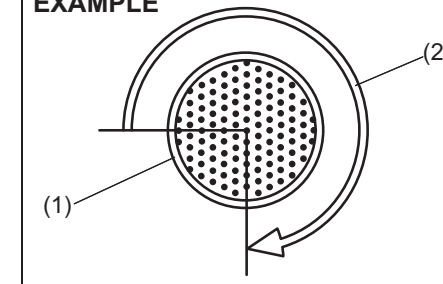


68PH00706

- (1) Loosen
- (2) Tighten

Tightening (viewed from filter top)

EXAMPLE



54G093

- (1) Oil filter
- (2) 3/4 turn

INSPECTION AND MAINTENANCE

NOTICE

To tighten the oil filter properly, it is important to accurately identify the position at which the filter gasket first contacts the mounting surface.

- 5) Tighten the filter as specified below from the point of contact with the mounting surface (or to the specified torque) using an oil filter wrench.

Tightening torque for oil filter
3/4 turn or
14 Nm (1.4 kg-m, 10.3 lb-ft)

NOTICE

To prevent oil leakage, check that the oil filter is tight, but do not over-tighten it.

Refill with oil and oil leakage check

- 1) Pour oil through the filler hole and install the filler cap.
For the approximate capacity of the oil, refer to "Recommended fuel / lubricants and capacities (approx.)" in "SPECIFICATIONS" section.
- 2) Start the engine and carefully check the oil filter and the drain plug for leakage.
Run the engine at various speeds for at least 5 minutes.
- 3) Stop the engine and wait about 5 minutes. Check the oil level again and add

oil if necessary. Check for leakage again.

NOTICE

- When replacing the oil filter, it is recommended that you use a MARUTI Suzuki genuine replacement filter. If you use an aftermarket filter, check that it is of equivalent quality and follow the manufacturer's instructions.
- Oil leakage from the periphery of the oil filter or drain plug indicate incorrect installation or gasket damage. If you find any leakage or are not sure that the filter has been properly tightened, have the vehicle inspected by an authorised Maruti Suzuki workshop.

Engine coolant

Selection of coolant

To maintain optimum performance and durability of your engine, use MARUTI Suzuki genuine coolant or equivalent.

This type of coolant is the best for cooling system for the following reasons:

- The coolant helps maintain proper engine temperature.
- It gives proper protection against freezing and boiling.
- It gives proper protection against corrosion and rust.

Failure to use the proper coolant can damage your cooling system. An authorised Maruti Suzuki workshop can help you select the proper coolant.

INSPECTION AND MAINTENANCE

NOTICE

To avoid damaging your cooling system:

- Always use a high quality ethylene glycol base non-silicate type coolant diluted with distilled water at the correct mixture concentration.
- Make sure that the proper mix is 30/70 and in no case higher than 70/30. Concentrations greater than 70/30 coolant to distilled water will cause overheating conditions.
- Do not use straight coolant nor plain water.
- Do not add extra inhibitors or additives. They may not be compatible with your cooling system.
- Do not mix different types of base coolants. Doing so may result in accelerated seal wear and/or the possibility of severe overheating and extensive engine damage.

Coolant level check

Check the coolant level at the reservoir tank, not at the radiator. With the engine cool, the coolant level should be between "FULL" and "LOW" marks.

Adding coolant

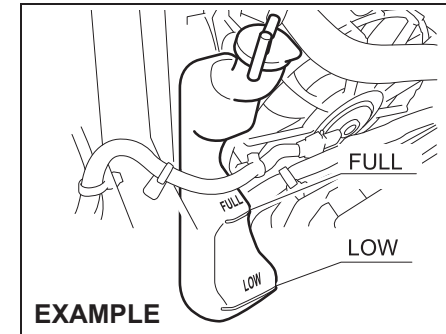
⚠ WARNING

Swallowing engine coolant can cause severe injury or death. Inhaling coolant mist or vapors or getting coolant in your eyes could result in severe injury.

- Do not drink antifreeze or coolant solution. If swallowed, do not induce vomiting. Immediately contact a poison control center or a physician.
- Avoid inhaling coolant mist or hot vapors. If inhaled, remove to a fresh air area.
- If coolant gets in the eyes, flush with water and seek medical attention.
- Wash thoroughly after handling coolant.
- Keep engine coolant out of the reach of children and pets.

NOTICE

- The mixture you use should contain 50% concentration of anti-freeze.
- If the lowest ambient temperature in your area is expected to be -35°C (-31°F) or below, use higher concentrations up to 60% following the instructions on the antifreeze container.



EXAMPLE

68PM00704

If the coolant level is below "LOW" mark, more coolant should be added. While the engine is cool, remove the reservoir tank cap and add coolant until the reservoir tank level reaches "FULL" mark. Never fill the reservoir tank above "FULL" mark.

NOTICE

When putting the cap on the reservoir tank, line up the mark on the cap and the mark on the tank. Failure to follow this can result in coolant leakage.

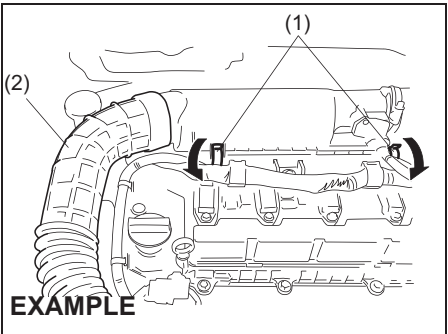
Coolant replacement

Since special procedures are required, ask your authorised Maruti Suzuki workshop for this job.

INSPECTION AND MAINTENANCE

Air cleaner

If the air cleaner is clogged with dust, there will be greater intake resistance, resulting in decreased power output and increased fuel consumption.



55RM07023

- 1) Unclamp the side clamps (1) and remove the duct (2) from the air cleaner case. Remove the element from the air cleaner case. If the element appears to be dirty, clean the element or replace it with a new one as per periodic maintenance schedule.
- 2) Clamp the side clamps (1) securely and attach the duct (2) to the air cleaner case.

Spark plugs

Replacement and inspection of spark plugs

Since special procedures, materials and tools are required, it is recommended that you trust this job to your Maruti Suzuki authorised workshop.

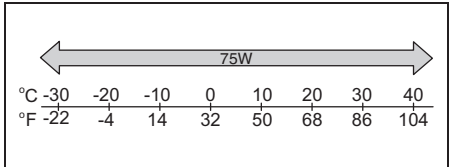
Gear oil

Manual transmission oil / Auto Gear Shift oil

When adding gear oil, use gear oil with the appropriate viscosity and grade as shown in the chart below.

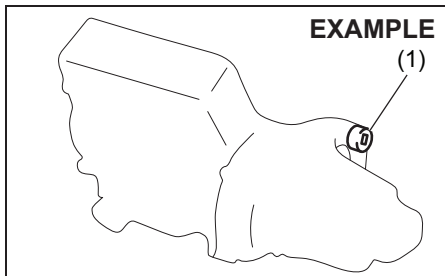
We highly recommend you use "MARUTI GENUINE GEAR OIL 75W" for manual transmission oil / auto gear shift oil.

Manual transmission oil / Auto Gear Shift oil



56RM07006

Gear oil level check



68KH073

(1) Oil filler and level plug

To check the gear oil level, use the following procedure:

- 1) Park the vehicle on a level surface with the parking brake applied. Then, stop the engine.
- 2) Remove the oil filler and level plug.
- 3) If gear oil flows from the plug hole, the oil level is correct. Reinstall the plug. If gear oil does not flow from the plug hole, add oil through the filler plug hole until oil flows a little from the plug hole.

Tightening torque for oil filler and level plug

Manual transmission (1)
 21 Nm (2.1 kg-m, 15.5 lb-ft)
Auto Gear Shift (1)
 21 Nm (2.1 kg-m, 15.5 lb-ft)

CAUTION

After driving the vehicle, the gear oil temperature may be high enough to burn you. Wait until the oil filler and level plug are cool enough to touch with your bare hands before inspecting gear oil level.

NOTICE

When tightening the plug, apply the following sealing compound or equivalent to the plug threads to prevent oil leakage.

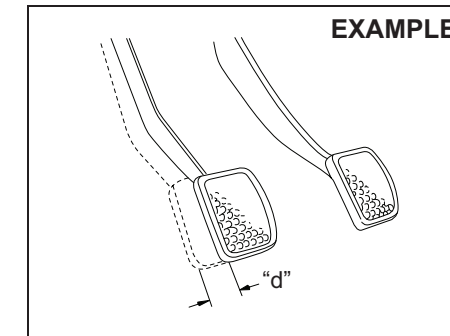
MARUTI SUZUKI Bond No. "1217G"

Gear oil change

Since special procedures, materials and tools are required, ask an authorised Maruti Suzuki workshop for this job.

Clutch pedal

Cable control clutch (if equipped)



54G274

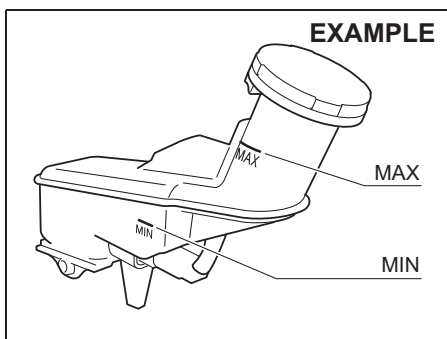
Clutch pedal play "d":
 10 - 15 mm (0.4 - 0.6 in.)

Measure the clutch pedal play by moving the clutch pedal with your hand and measuring the distance it moves until you feel slight resistance. The play in the clutch pedal should be between the specified values. If the play is more or less than the above, or clutch dragging is felt with the pedal fully depressed, have the clutch inspected by an authorised Maruti Suzuki workshop.

INSPECTION AND MAINTENANCE

Brakes

Brake fluid



55RM07003

Check the brake fluid level by looking at the reservoir in the engine compartment. Check that the fluid level is between "MAX" and "MIN" lines with Maruti Genuine Brake Fluid (MGBF) or DOT 3.

We highly recommend to use "Maruti Genuine Brake Fluid" (MGBF).

NOTICE

If your brake fluid level is near the "MIN" line, there is a possibility of brake pad and/or shoe wear and brake fluid leakage. Consult with your authorised Maruti Suzuki workshop regarding this possibility before filling the reservoir.

⚠ WARNING

Failure to follow the guidelines below can result in personal injury or serious damage to the brake system.

- If the brake fluid in the reservoir drops below a certain level, the brake warning light on the instrument cluster will come on (the engine must be running with the parking brake fully disengaged). Should the light come on, immediately ask an authorised Maruti Suzuki workshop to inspect the brake system.
- A rapid fluid loss indicates leakage in the brake system which should be inspected by an authorised Maruti Suzuki workshop immediately.
- Do not use any fluid other than Maruti Genuine Brake Fluid (MGBF) or DOT 3. Do not use reclaimed fluid or fluid that has been stored in old or open containers. It is essential that foreign particles and other liquids are kept out of the brake fluid reservoir.

⚠ CAUTION

Brake fluid can harm your eyes and damage painted surfaces. Be careful when refilling the reservoir.

⚠ WARNING

Brake fluid is harmful or fatal if swallowed, and harmful if it comes in contact with skin or eyes. If swallowed, do not induce vomiting. Immediately contact a poison control center or a physician. If brake fluid gets in eyes, flush eyes with water and seek medical attention. Wash thoroughly after handling. Solution can be poisonous to animals. Keep out of reach of children and animals.

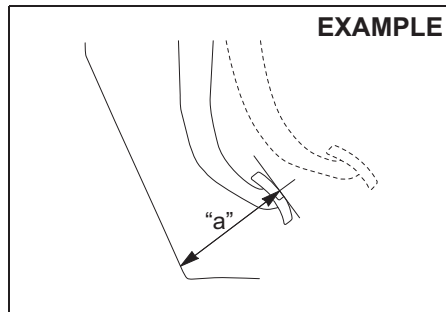
NOTE:

- The fluid level can be expected to gradually fall as the brake pads and/or shoe wear.
- Brake fluid absorbs water over time and brake fluid with high water content may cause vapor lock or brake system malfunction. Replace your brake fluid in accordance with the maintenance schedule in your Owner's Manual.

Brake pedal

Check brake pedal stroke. If the stroke is so large, have the brake system inspected by an authorised Maruti Suzuki workshop. If you doubt the brake pedal is at its normal height, check it as follows:

INSPECTION AND MAINTENANCE



54G108

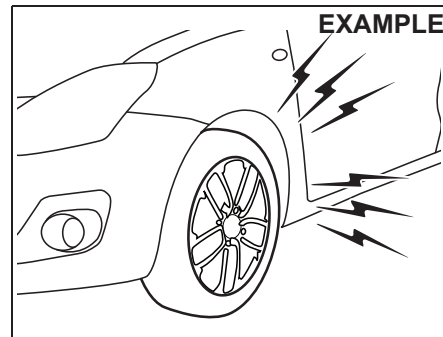
Minimum distance between brake pedal and floor carpet "a": 53 mm (2.1 in.)

With the engine running, measure the distance between the brake pedal and floor carpet when the pedal is depressed with approximately 30 kg (66 lbs) of force. The minimum distance required is as specified. Since your vehicle's brake system is self-adjusting, there is no need for pedal adjustment.

If the pedal to floor carpet distance as measured above is less than the minimum distance required, have your vehicle inspected by an authorised Maruti Suzuki workshop.

NOTE:

When measuring the distance between the brake pedal and floor wall, be sure not to include the floor mat or rubber on the floor wall in your measurement.



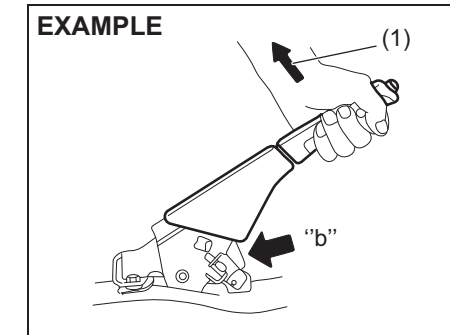
60G104A

⚠ WARNING

If you experience any of the following problems with your vehicle's brake system, have the vehicle inspected immediately by an authorised Maruti Suzuki workshop.

- **Poor braking performance**
- **Uneven braking (brakes not working uniformly on all wheels.)**
- **Excessive pedal travel**
- **Brake dragging**
- **Excessive noise**

Parking brake



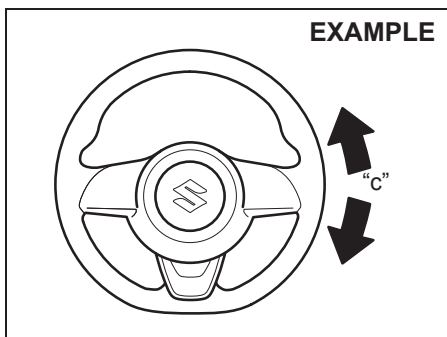
54G109

Ratchet tooth specification "b":
4th – 9th
Lever pull force (1):
200 N (20 kg, 45 lbs)

Check the parking brake for proper adjustment by counting the number of clicks made by the ratchet teeth as you slowly pull up on the parking brake lever to the point of full engagement. The parking brake lever should stop between the specified ratchet teeth and the rear wheels should be securely locked. If the parking brake is not properly adjusted or the brakes drag is suspected after the lever has been fully released, have the parking brake inspected and/or adjusted by an authorised Maruti Suzuki workshop.

INSPECTION AND MAINTENANCE

Steering



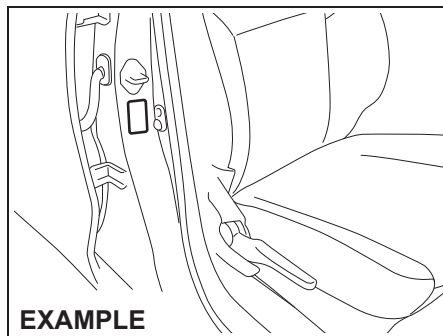
52RM70030

Steering wheel play "c":
0 – 30 mm (0.0 – 1.2 in.)

Check the play of the steering wheel by gently turning it from left to right and right to left, with wheels in straight ahead position and engine in OFF condition. Measure the distance that the steering moves before you feel slight resistance. The play should be between the specified values.

Check that the steering wheel turns easily and smoothly without rattling by turning it all the way to the right and to the left while driving very slowly in an open area. If the amount of free play is not as specified or you find anything else to be wrong, an inspection must be performed by an authorised Maruti Suzuki workshop.

Tires



55RM07004

The front and rear tire pressure specifications are listed in the tire information label. Both front and rear tires should have the specified tire pressure.

Tire inspection

Inspect your vehicle's tires at least once a month or before long trip by performing the following checks:

- 1) Measure the air pressure with a tire gauge. Adjust the pressure if necessary. Remember to check the spare tire, too.

⚠ WARNING

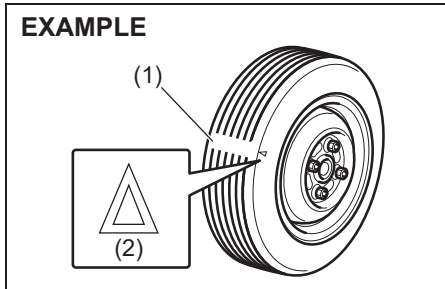
- Air pressures should be checked when the tires are cold or you may get inaccurate readings.
- Check the inflation pressure from time to time while inflating the tire gradually, until the specified pressure is obtained.
- Never under-inflate or over-inflate the tires.

Under-inflation can cause unusual handling characteristics or can cause the rim to slip on the tire bead, resulting in an accident or damage to the tire or rim.

Over-inflation can cause the tire to burst, resulting in personal injury. Over-inflation can also cause unusual handling characteristics which may result in an accident.

INSPECTION AND MAINTENANCE

EXAMPLE



52KM110

- (1) Tread wear indicator
(2) Indicator location mark

- 2) Check that the depth of the tread groove is more than 1.6 mm (0.06 in.). To help you check this, the tires have molded-in tread wear indicators in the grooves. When the indicators appear on the tread surface, the remaining depth of the tread is 1.6 mm (0.06 in.) or less and the tire should be replaced.
- 3) Check for abnormal wear, cracks and damage. Any tires with cracks or other damage should be replaced. If any tires show abnormal wear, have them inspected by an authorised Maruti Suzuki workshop.

⚠ CAUTION

Hitting curbs and running over rocks can damage tires and affect wheel alignment. Have tires and wheel alignment checked periodically by an authorised Maruti Suzuki workshop.

- 4) Check for loose wheel nuts.
5) Check that there are no nails, stones or other objects sticking into the tires.

⚠ WARNING

- Your MARUTI SUZUKI vehicle is equipped with tires which are all the same type and size (Except spare tire, which may be dependent on vehicle variant). This is important to ensure proper steering and handling of the vehicle. Never mix tires of different size or type on the four wheels of your vehicle. The size and type of tires used should be only those approved by MARUTI SUZUKI as standard or optional equipment for your vehicle.
- Replacing the wheels and tires equipped on your vehicle with certain combinations of after market wheels and tires can significantly change the steering and handling characteristics of your vehicle.
- Therefore, use only those wheel and tire combinations approved by MARUTI SUZUKI as standard or optional equipment for your vehicle.

INSPECTION AND MAINTENANCE

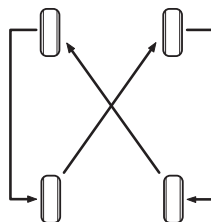
NOTICE

Replacing the original tires with tires of a different size may result in false speedometer or odometer readings. Check with an authorised Maruti Suzuki workshop before purchasing replacement tires that differ in size from the original tires.

Tire rotation

4-tire rotation (Vehicle with 185/65R15 88T tire)

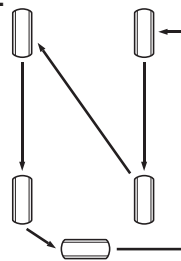
EXAMPLE



54G114

5-tire rotation (Vehicle with 165/80R14 85T tire)

EXAMPLE



68PH00755

To avoid uneven wear of tires and to prolong their life, rotate the tires as illustrated. Tires should be rotated every 10000 km. After rotation, adjust front and rear tire pressures to the specification listed in your vehicle's tire information label.

Wheel Balancing

If the vehicle vibrates abnormally on smooth road, have the wheel balanced at Authorised Maruti Suzuki workshop.

Wheel Alignment

In case of abnormal tire wear or pulling towards one side, have the wheel aligned at Authorised Maruti Suzuki workshop.

Tubeless Tires

The vehicle is equipped with Tubeless Tires. In tubeless tire, a thin layer of butyl rubber is used for lining the inside of the

tubeless tire. This layer is to prevent air loss and fulfilling the purpose of tube. The air pressure is maintained by the sealing between tire bead and wheel rim. Tubeless tires are having advantage of slow air loss and preventing sudden deflation while driving.

Care and maintenance tips for tubeless tires

- 1) Always maintain recommended inflation pressure. Driving continuously at low inflation pressure can lead to tire damage.
- 2) In case any leakage is found, check for any nail penetration/valve core damage or rim bent. Damaged wheel must not be used.
- 3) In case tire has run at low pressure, it must be inspected for any defect.
- 4) Whenever new tire is fitted, replace the valve.
- 5) If continuous high speed driving is required, increase tires pressure by 5 psi over recommended inflation pressure.
- 6) Never run the tire beyond TWI (Tread wear indicator). The tire is recommended to be replaced when the remaining tread has worn to this point. The indicators are spaced across the tread around the tire marked by a triangular symbol (TWI).
- 7) Always prefer tubeless tire mounting machine. In case of manual mounting-tire/wheel rim damage may occur.

- 8) In case of any problem, please get in touch with authorised Maruti Suzuki workshop.

Temporary spare tire (if equipped)

Your vehicle comes equipped with the temporary spare tire. It is only intended for temporary emergency use, until the conventional tire can be repaired or replaced. The inflation pressure of the temporary spare tire should be checked at least monthly. At the same time, check that the tire is stored securely. If it is not, tighten it.

Note that two or more temporary spare tires should not be used on one vehicle simultaneously.

! WARNING

The temporary spare tire and wheel are intended for temporary emergency use only. Continuous use of this spare can result in tire failure and loss of control. Always observe these precautions when using this spare:

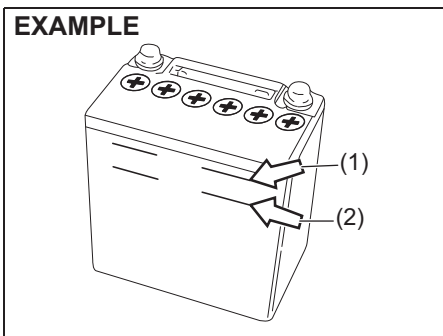
- Your vehicle will handle differently with this temporary spare.
- Do not exceed 80 km/h speed (only vehicle with 185/65R15 88T, 185/65R15 88H tire).
- Replace this spare with a standard tire and wheel as soon as possible.
- Use of this spare may reduce ground clearance.
- Set the specified tire pressure indicated on the tire information label located on the driver's door lock pillar.
- Do not use tire chains on the temporary spare. If you must use tire chains, rearrange the wheels so standard tires and wheels are fitted to the front axle.
- The temporary spare tire has a much shorter tread life than the conventional tires on your vehicle. Replace the tire as soon as the tread wear indicator appears.
- When replacing the temporary spare tire, use a replacement tire with the exact same size and construction.

Battery**! WARNING**

- Batteries produce flammable hydrogen gas. Keep flames and sparks away from the battery or an explosion may occur. Never smoke when working near the battery.
- When checking or servicing the battery, disconnect the negative cable. Be careful not to cause a short circuit by allowing metal objects to contact the battery posts and the vehicle at the same time.
- To avoid harm to yourself or damage to your vehicle or battery, follow the jump-starting instructions in "EMERGENCY SERVICE" section if it is necessary to jump-start your vehicle.
- Diluted sulfuric acid spilled from battery can cause blindness or severe burns. Use proper eye protection and gloves. Flush eyes or body with ample water and get medical care immediately if suffered. Keep batteries out of reach of children.

INSPECTION AND MAINTENANCE

EXAMPLE



56RM07007

For maintenance-free battery (cap-less type), you need not add water. For traditional type battery, which has water filler caps, the level of the battery solution must be kept between the upper level (1) and the lower level lines (2) at all times. You should periodically check the battery, battery terminals, and battery hold-down bracket for corrosion. Remove corrosion using a stiff brush and ammonia mixed with water, or baking soda mixed with water. After removing corrosion, rinse with clean water.

If your vehicle is not going to be driven for a month or longer, disconnect the cable from the negative terminal of the battery to help prevent discharge.

⚠ WARNING

If the battery is used with battery level being less than the lower level line (2), it may cause reduced battery life, an exothermic heat, or an explosion by hydrogen gas occurring from the battery. Do not use the battery with battery level being less than the lower level line (2).

NOTICE

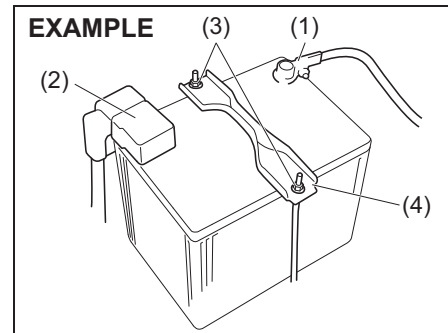
If the battery liquid is added more than the upper level line (1), liquid may leak by vibrations during driving or liquid may spray out in some case depending on the condition of battery charging. These may cause damage to the parts near the battery. If the battery liquid overflows, immediately wash away with water. Do not add the battery liquid more than the upper level line (1).

NOTE:

The battery liquid is consumed when the battery is used. If the level is found to be less than the center of upper level (1) and lower level (2), add distilled water till it reaches the upper level line (1).

Replacement of the battery

EXAMPLE



68PM00711

To remove the battery:

- 1) Disconnect the negative cable (1).
- 2) Disconnect the positive cable (2).
- 3) Remove the retainer nuts (3) and remove the retainer (4).

To install the battery:

- 1) Install the battery in the reverse order of removal.
- 2) Tighten the bracket bolt and battery cables securely.

NOTE:

- When the battery is disconnected, some of the vehicle's functions will be initialized and/or deactivated. These functions must be required to reset after the battery is reconnected.

INSPECTION AND MAINTENANCE

- Do not disconnect the battery terminals for at least one minute after the ignition switch is turned off, or the engine switch is pressed to change the ignition mode to "LOCK" (OFF).

WARNING

Batteries contain toxic substances including sulfuric acid and lead. They could have potential negative consequences for the environment and human health. Used batteries must be disposed of or recycled according to applicable rules or regulations and must not be disposed of with ordinary household trash. Make sure not to tip over the battery when you remove it from the vehicle. Otherwise, sulfuric acid could run out and you might get injury.

NOTICE

After stopping the engine, controller and system are operated for a while. Therefore, before removing the battery, wait for more than one minute after turning the ignition switch to "OFF" or changing the ignition mode to "LOCK" (OFF).

Fuses

Your vehicle has three types of fuses, as described below:

Main fuse

The main fuse takes current directly from the lead-acid battery.

Primary fuses

These fuses are between the main fuse and individual fuses, and are for electrical load groups.

Individual fuses

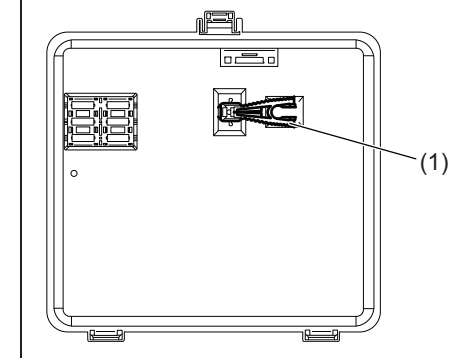
These fuses are for individual electrical circuits.

NOTE:

- "Blank" indicates that fuse is not applicable, even though name of fuse might be available on cover.
- Some fuse may not be applicable to your vehicle according to the variant of vehicle.

To remove a fuse, use the fuse puller provided in the fuse box cover.

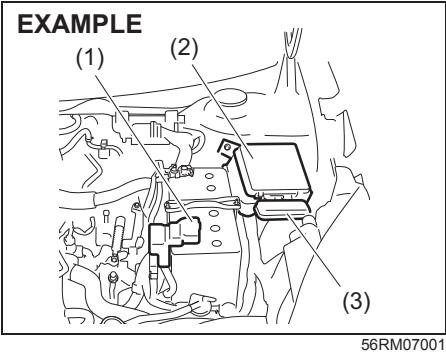
EXAMPLE



56RM07005

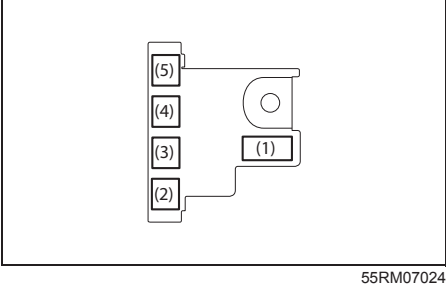
INSPECTION AND MAINTENANCE

Fuses in engine compartment

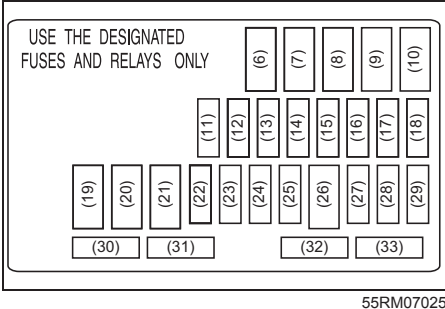


- (1) Main fuse box
(2) Relay box
(3) Sub relay box

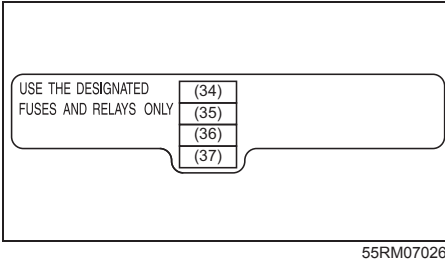
Main fuse box



Relay box



Sub relay box (LED headlight model)



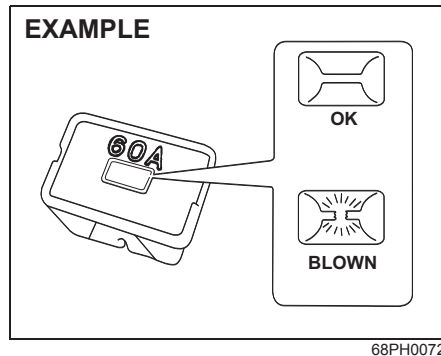
MAIN FUSE / PRIMARY FUSE		
(1)	120 A	FL1
(2)	100 A	FL2
(3)	80 A	FL3
(4)	100 A	FL4

(5)	50 A	FL5
(6)	30 A	Starting motor
(7)	30 A	Blower fan
(8)	40 A	Battery
(9)	40 A	ABS motor
(10)	40 A	Ignition switch
(11)	30 A	B/U (Backup)
(12)	–	Blank
(13)	–	Blank
(14)	–	Blank
(15)	25 A	ABS/ESP® control module
(16)	15 A	Headlight (Left)
(17)	15 A	Headlight (Right)
(18)	30 A	DCDC2
(19)	30 A	Radiator fan
(20)	40 A	T/M PUMP
(21)	60 A	Power steering
(22)	–	Blank
(23)	–	Blank
(24)	20 A	Front fog light
(25)	10 A	Air compressor

INSPECTION AND MAINTENANCE

(26)	50 A	Ignition switch 2
(27)	15 A	Transmission
(28)	15 A	FI
(29)	15 A	Transmission2 (AGS)
(30)	–	Blank
(31)	–	Blank
(32)	5 A	Starting Signal
(33)	–	Blank
(34)	–	Blank
(35)	25 A	Headlight HI
(36)	15 A	Headlight HI (Right)
(37)	15 A	Headlight HI (Left)

The main fuse, primary fuses and some of the individual fuses are located in the engine compartment. If the main fuse blows, no electrical component will function. If a primary fuse blows, no electrical component in the corresponding load group will function. When replacing the main fuse, a primary fuse or an individual fuse, use a MARUTI genuine replacement. To remove a fuse, use the fuse puller provided in the fuse box cover. The amperage of each fuse is shown in the back of the fuse box cover.




⚠ WARNING

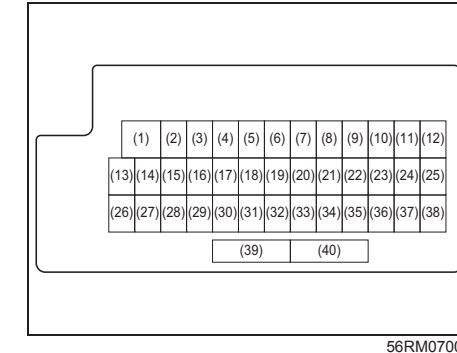
If the main fuse or a primary fuse blows, have your vehicle inspected by an authorised Maruti Suzuki workshop. Always use a MARUTI genuine replacement. Never use a substitute such as a wire even for a temporary repair, or extensive electrical damage and a fire can result.

NOTE:
Check that the fuse box always carries spare fuses.

Fuses under dashboard



Type A



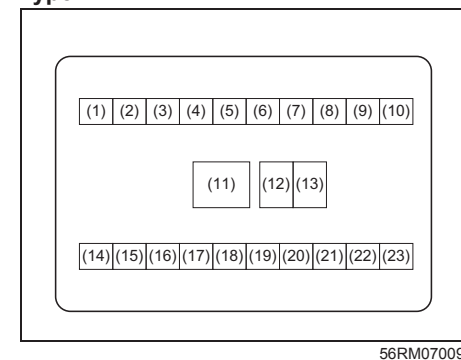
INSPECTION AND MAINTENANCE

PRIMARY FUSE		
(1)	30 A	Power window
(2)	10 A	Meter
(3)	15A	Ignition coil
(4)	5A	Ignition-1 signal 2
(5)	20 A	Shift lever*
(6)	20A	S/R*
(7)	–	Blank
(8)	20 A	Door
(9)	15 A	Steering lock
(10)	10 A	Hazard
(11)	5A	A-STOP controller*
(12)	10A	RR fog lamp*
(13)	5 A	ABS/ESP® control module
(14)	15A	Seat heater*
(15)	5A	Ignition-1 signal 3*
(16)	10 A	Dome light-2
(17)	5 A	Dome light
(18)	15 A	Radio
(19)	5 A	CONT
(20)	5 A	Key 2

(21)	20 A	P/W T (power window timer)
(22)	5 A	Key
(23)	15 A	Horn
(24)	5 A	Tail light (Left)
(25)	10 A	Tail light
(26)	10 A	Air bag
(27)	10 A	Ignition-1 signal
(28)	10 A	Buck up light
(29)	5 A	ACC-3
(30)	20 A	Rear defogger
(31)	10 A	Heated mirror*
(32)	15 A	ACC-2
(33)	5 A	ACC
(34)	10 A	Wiper
(35)	5 A	Ignition-2 signal
(36)	15 A	Washer
(37)	25 A	Front wiper
(38)	10 A	Stop light
(39)	–	Blank
(40)	25 A	Rear defogger2

*Feature not available in the vehicle

Type B



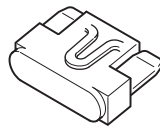
56RM07009

PRIMARY FUSE		
(1)	10 A	Back-up light
(2)	15 A	Ignition
(3)	10 A	Meter
(4)	5 A	Gateway controller
(5)	5 A	Ignition-2 signal
(6)	15 A	Washer
(7)	25 A	Front wiper
(8)	10 A	Tail light
(9)	10 A	Hazard
(10)	10 A	Stop light
(11)	-	Blank

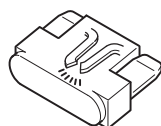
INSPECTION AND MAINTENANCE

(12)	15 A	ACC-2
(13)	5 A	ACC
(14)	5 A	Starting signal
(15)	10 A	Ignition signal
(16)	10 A	Air bag
(17)	5 A	ABS control module
(18)	15 A	Horn
(19)	20 A	Door lock (if equipped)
(20)	5 A	ACC3
(21)	15 A	Radio
(22)	5 A	Dome light
(23)	10 A	Dome light-2

EXAMPLE



OK



BLOWN

81A283

⚠ WARNING

Always replace a blown fuse with a fuse of the correct amperage. Never use a substitute such as aluminum foil or wire to replace a blown fuse. If you replace a fuse and the new one blows in a short period of time, you may have a major electrical problem. Have your vehicle inspected immediately by your authorised Maruti Suzuki workshop.

Headlight aiming

Since special procedures are required, ask an authorised Maruti Suzuki workshop for this job.

Bulb replacement

⚠ CAUTION

- Light bulbs can be hot enough to burn your finger right after turning off lights. This is true especially for halogen headlight bulbs. Replace the bulbs after they become cool enough.
- The headlight bulbs are filled with pressurized halogen gas. They can burst and injure you if they are hit or dropped. Handle them carefully.
- To avoid injury by sharp-edged parts of the body, wear gloves and a long-sleeved shirt when replacing light bulbs.

NOTICE

The oils from your skin may cause a halogen bulb to overheat and burst when the lights are on. Grasp a new bulb with a clean cloth.

INSPECTION AND MAINTENANCE

NOTICE

- Frequent bulb replacement indicates the need for an inspection of the electrical system. This should be carried out by your authorised Maruti Suzuki workshop.
- During bulb replacement, always use same bulb number as used in the vehicle which is mentioned in SPECIFICATIONS and/or imprinted on the bulb/unit/

NOTE:

Mist may form on the lenses of exterior lights (Headlight, Rear combination light etc.) during or after driving in the rain or after car washing. This is a natural phenomenon which occurs due to temperature difference between lamp inside and outside. Temporary mist on the lens is not a malfunction and will not cause any discomfort during vehicle driving.

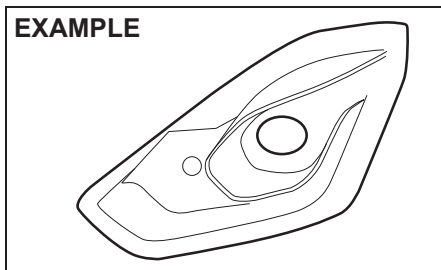
The mist would get cleared when the environmental condition change to sunny or when headlamp is kept on. However if there is water leakage inside the lamp, contact your authorised Maruti Suzuki workshop.

Headlights

Vehicle with the LED headlights

Since special procedures are required, we recommend you take your vehicle to an authorised Maruti Suzuki workshop for bulb replacement.

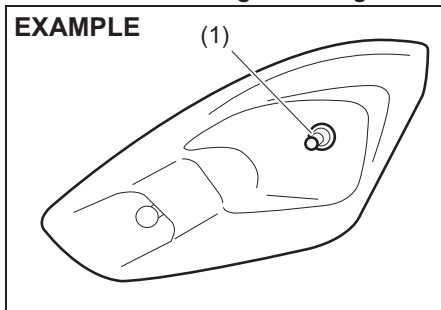
EXAMPLE



55RM05043

Vehicle with the halogen headlights

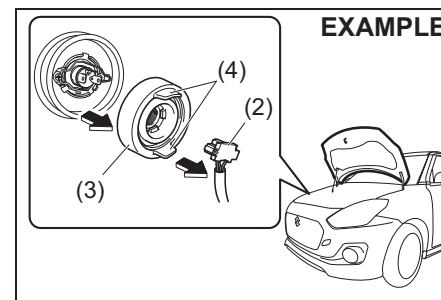
EXAMPLE



52RM70220

(1) Headlight (high/low beam)

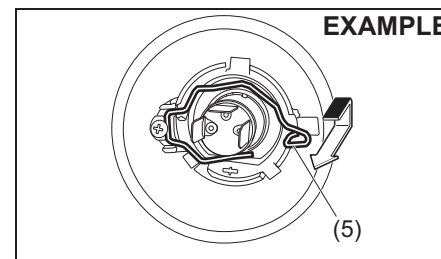
EXAMPLE



55RM07006

- 1) Open the engine hood while the engine is stopped. Disconnect the coupler (2). Remove the sealing rubber (3) by pulling the grip (4).

EXAMPLE

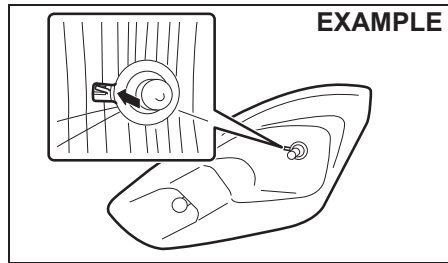


55RM07007

- 2) Push the retaining spring (5) forward and unhook it. Then remove the bulb. Install a new bulb in the reverse order of removal.

INSPECTION AND MAINTENANCE

NOTE:
Ensure that coupler (2) is not twisted during installation.



52RM70230

NOTE:
You can see the position of retaining spring from the hole of headlight.

Daytime Running Light (DRL) (if equipped)

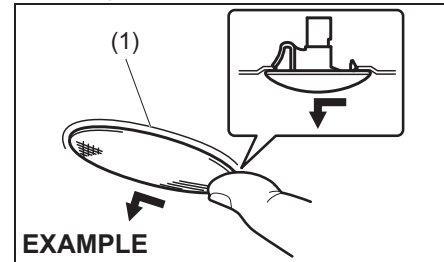
For DRL replacement, we recommend you to take your vehicle to the authorised Maruti Suzuki workshop as special procedure for the same is required.

Side turn signal light

Outside rearview mirror type

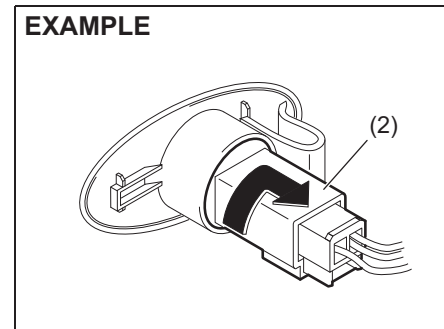
LED is used. It is recommended that you take your vehicle to an authorised Maruti Suzuki workshop for bulb replacement.

Fender type



68PM00736

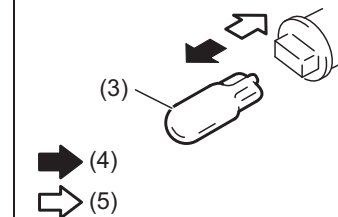
- 1) Remove the light housing (1) by sliding to left with your finger.



68PM00717

- 2) Turn the bulb holder (2) clockwise and pull it out from the light housing.

EXAMPLE



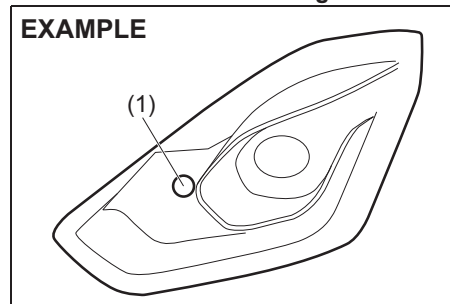
68PM00718

- (4) Removal
- (5) Install
- 3) To remove and install the bulb of the side turn signal light (3), simply pull out or push in the bulb.

INSPECTION AND MAINTENANCE

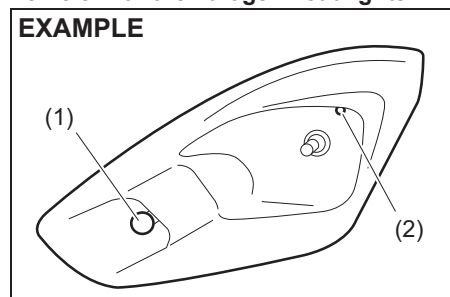
Front turn signal light and front position light

Vehicle with the LED headlights

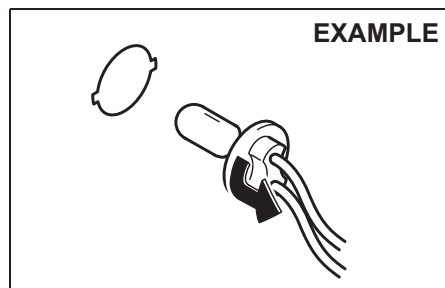


(1) Front turn signal light

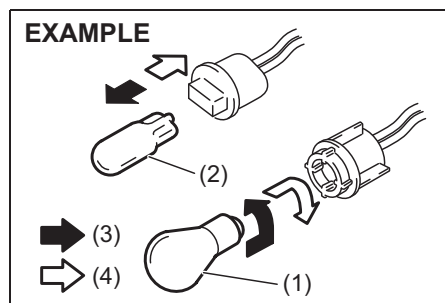
Vehicle with the halogen headlights



(1) Front turn signal light
(2) Front position light



- 1) Open the engine hood. To remove the bulb holder of the front turn signal light or the front position light from the light housing, turn the holder counterclockwise and pull it out.

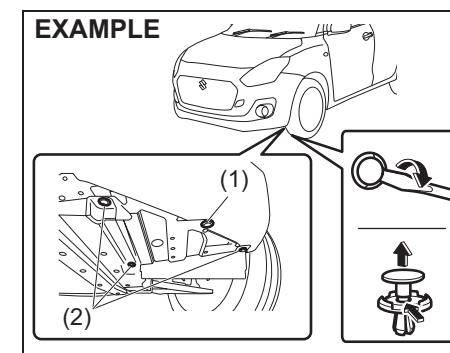


(3) Removal
(4) Installation

- 2) To remove the bulb of the front turn signal light (1) from the bulb holder, push in the bulb and turn it counterclockwise. To install a new bulb, push it in and turn it clockwise.
To remove and install the bulb of the front position light (2), simply pull out or push in the bulb.

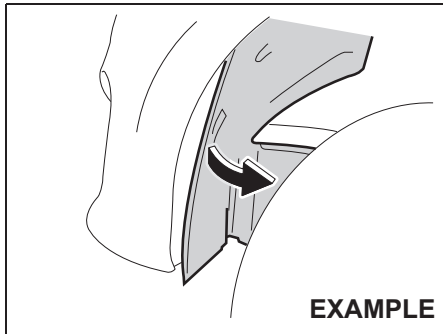
Front fog light (if equipped)

- 1) Start the engine. Turn the steering wheel to the opposite side of the fog light to be replaced to replace the bulb easily. Then turn off the engine.



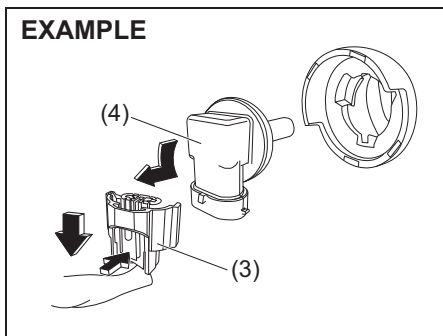
- 2) Remove the clips (1) and screws (2) at the bottom of bumper.
For removing the clip, use a flat blade screwdriver as show in the illustration.

INSPECTION AND MAINTENANCE



52RM70250

- 3) Open the end of the cover inside the fender.

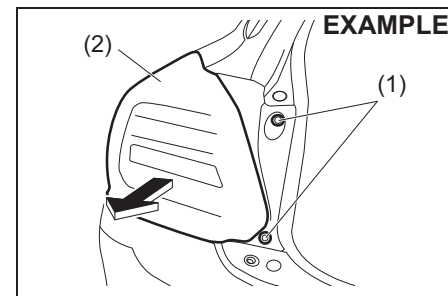


52R70140

- 4) Disconnect the coupler (3) by pushing the lock release. Turn the bulb holder (4) counterclockwise and remove it.

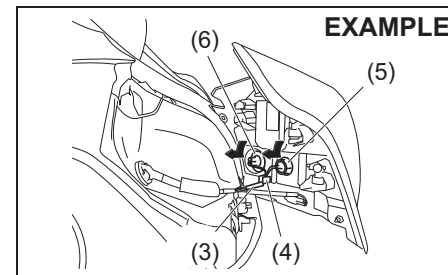
Rear combination light

For LED tail / brake light, it is recommended that you take your vehicle to an authorised Maruti Suzuki workshop for bulb replacement since special procedures are required.



55RM07009

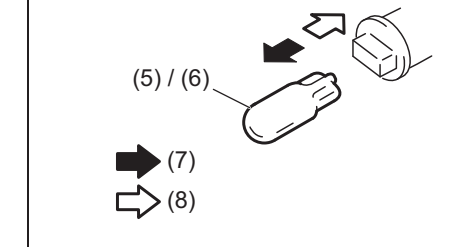
- 1) With the tailgate opened, remove the bolts (1) and pull the light housing (2) firmly to the rearward.



55RM07010

- 2) Remove the wire (3) from a clamp (4).
3) To remove the bulb holder of the rear turn signal light (5) or the reversing light (6) from the light housing, turn the holder counterclockwise and pull it out.

EXAMPLE

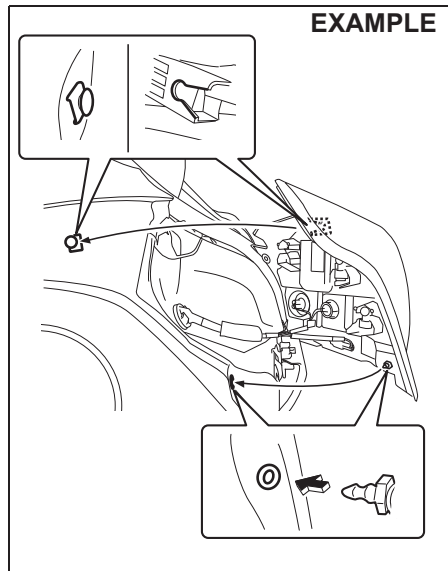


55RM07011

- (7) Removal
(8) Installation

- 4) To remove and install the bulb of the rear turn signal light (5) or the reversing light (6), simply pull out or push in the bulb.

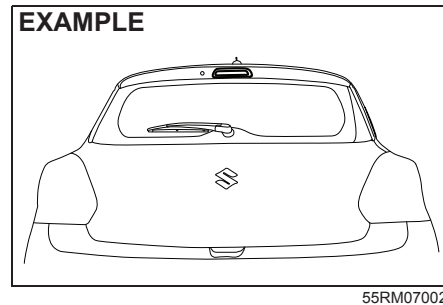
INSPECTION AND MAINTENANCE



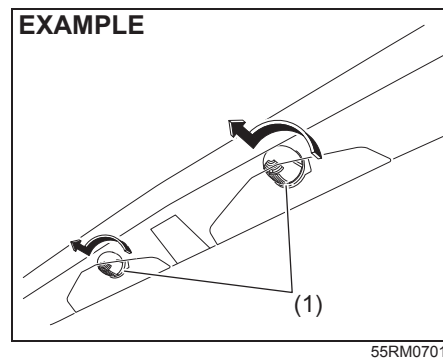
NOTE:
When reinstalling the light housing, check that the clips are properly attached.

High-mount stop light

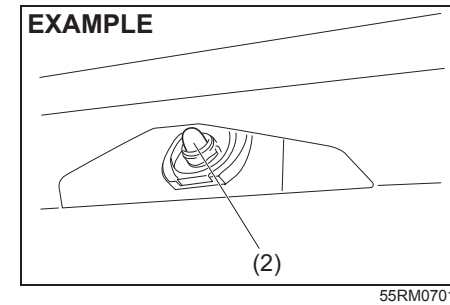
LED is used. It is recommended that you take your vehicle to an Authorised Maruti Suzuki workshop for lamp replacement since special procedures are required.



License plate light



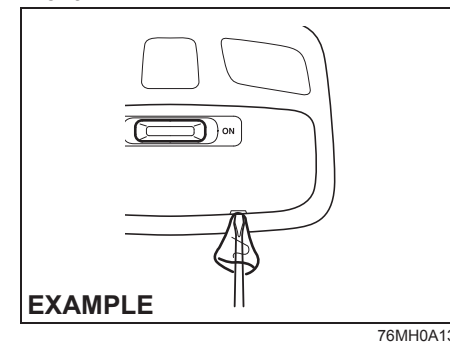
- 1) Remove the cover (1) by turning it counterclockwise.



- 2) To remove and install the bulb of the license plate light (2), simply pull out or push in the bulb.

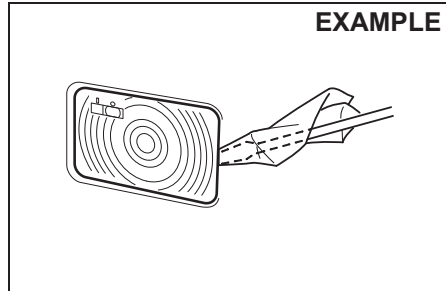
Interior light

Front



INSPECTION AND MAINTENANCE


Luggage compartment (if equipped)



55RM07015

Remove the lens by using a flat-bladed screwdriver covered with a soft cloth as shown above. To install it, simply push it back in.

Wiper blades



55RM07016

If the wiper blades become brittle or damaged, or make streaks when wiping, replace the wiper blades.

To install new wiper blades, follow the procedures below.

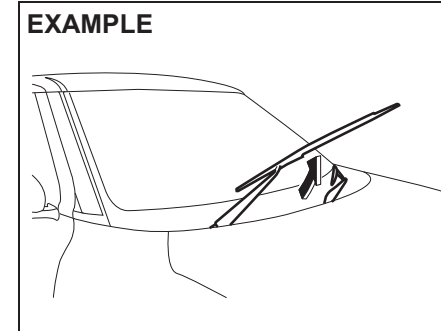
NOTICE

To avoid scratching or breaking the window, do not let the wiper arm strike the window while replacing the wiper blade.

NOTE:

Some wiper blades may be different from the ones described here depending on vehicle specifications. If so, consult your authorised Maruti Suzuki workshop for proper replacement method.

For windshield wipers:



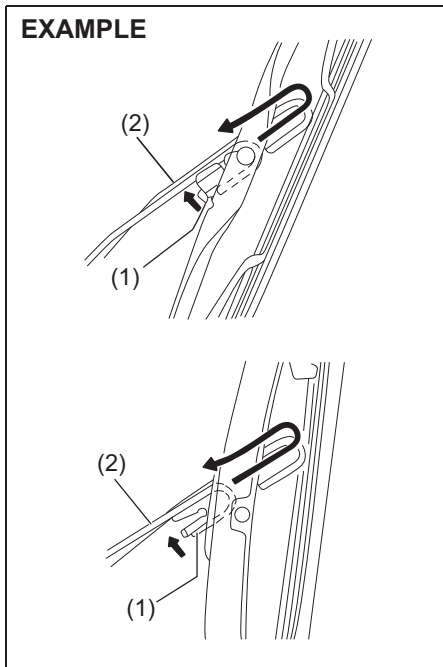
55RM07017

- 1) Hold the wiper arm away from the window.

NOTE:

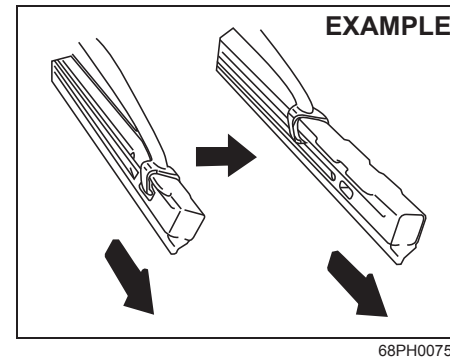
When raising both of the front wiper arms, pull the driver's side wiper arm up first. When returning the wiper arms, lower the passenger's side wiper arm first. Otherwise, the wiper arms may interfere with each other.

INSPECTION AND MAINTENANCE

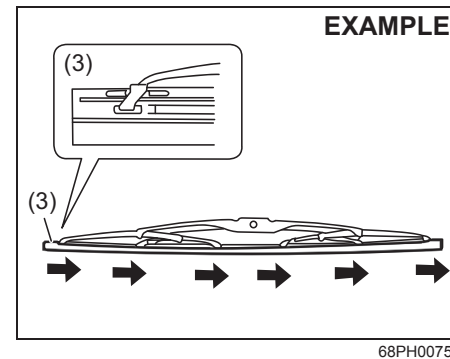


- 2) Squeeze lock (1) towards wiper arm (2) and remove the wiper frame from the arm as shown.
- 3) Unlock the lock end of the wiper blade and slide the blade out as shown.

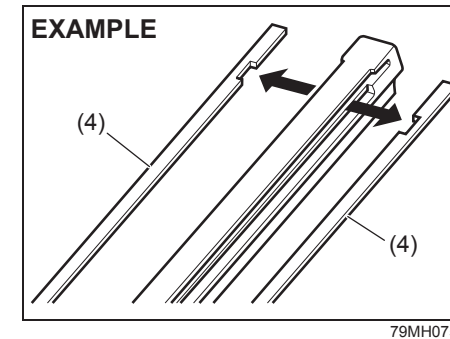
Removal



Installation

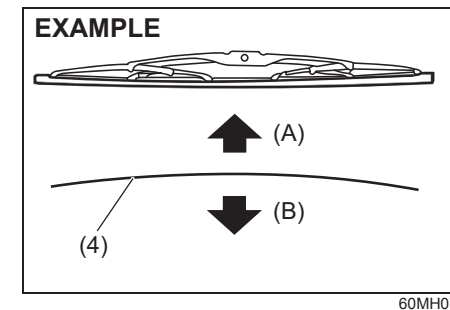


- (3) Locked end



- (4) Retainer

- 4) If the new blade is provided without the two metal retainers (4), move them from the old blade to the new one.



- (A) Up
- (B) Down

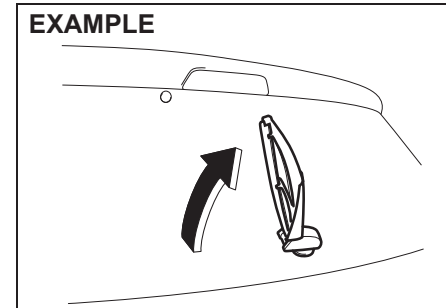
INSPECTION AND MAINTENANCE

NOTE:

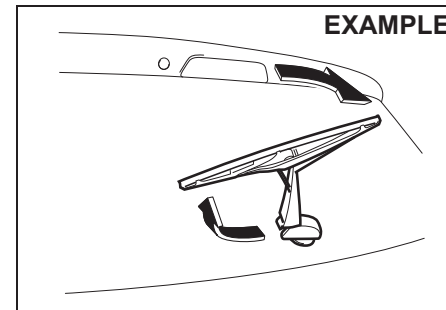
When you install the metal retainers (4), check that the direction of metal retainers is as shown in the above illustrations.

- 5) Install the new blade in the reverse order of removal, with the locked end positioned toward the wiper arm. Check that the blade is properly retained by all the hooks. Lock the blade end into place.
- 6) Reinstall wiper frame to arm, checking that the lock lever is snapped securely into the arm.

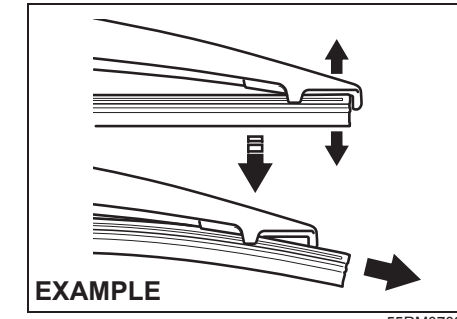
For rear wiper



- 1) Hold the wiper arm away from the window.



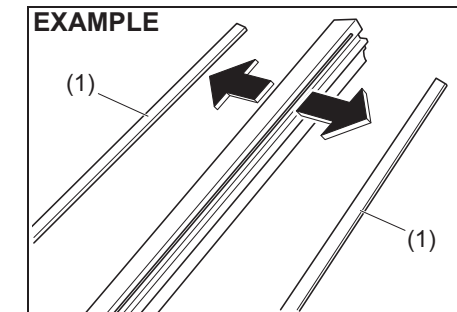
- 2) Remove the wiper frame from the wiper arm after rotating the wiper frame clockwise.



- 3) Slide the blade out as shown.

NOTE:


Do not flex the wiper blade frame end more than necessary. If you do, it can break off.



INSPECTION AND MAINTENANCE

- 4) If the new blade is provided without the two metal retainers, move them from the old blade to the new one.
- 5) Install the new blade in the reverse order of removal.
Check that the blade is properly retained by all the hooks.
- 6) Reinstall wiper frame to arm in the reverse order of removal.

Windshield washer fluid



Check that there is washer fluid in the tank. Refill it if necessary. Use a good quality windshield washer fluid, diluted with water as necessary.

⚠ WARNING

Do not use radiator antifreeze in the windshield washer reservoir. This can severely impair visibility when sprayed on the windshield, and also can damage your vehicle's paint.

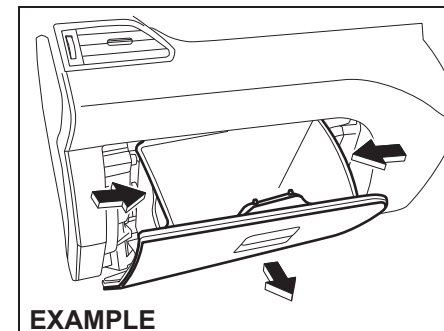
NOTICE

- **Damage may result if the washer motor is operated with no fluid in the washer tank.**
- **Avoid use of hard water to prevent building of lime scale on the vehicle.**

Air conditioning system

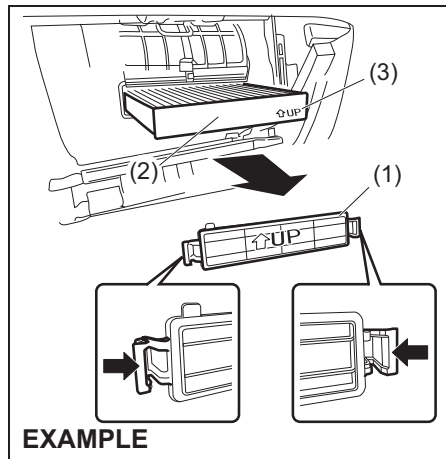
If you do not use the air conditioner for a long period, such as during winter, it may not give the best performance when you start using it again. To help maintain optimum performance and durability of your air conditioner, it needs to be run periodically. Operate the air conditioner at least once a month for one minute with the engine idling. This circulates the refrigerant and oil and helps protect the internal components.

Air conditioner filter replacement (if equipped)



- 1) To approach the air conditioner filter, remove the glove box. Press inward on both sides of the glove box, pull it forward and remove it.

INSPECTION AND MAINTENANCE

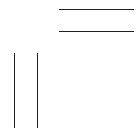
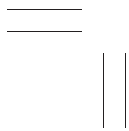




56RM07003

- 2) Press both sides of the cover (1) in arrow directions to remove it and pull out the air conditioner filter (2).

NOTE:

When you install a new filter, check that the UP mark (3) faces upward.



EMERGENCY SERVICE

Tire changing tool 8-1

Jacking instructions 8-2

Jump-starting instructions 8-7

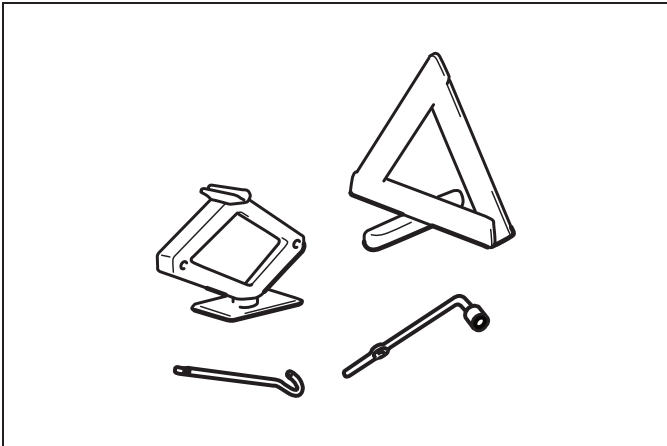
Towing 8-8

Engine trouble: Starter does not operate 8-9

Engine trouble: Flooded engine 8-9

Engine trouble: Overheating 8-10

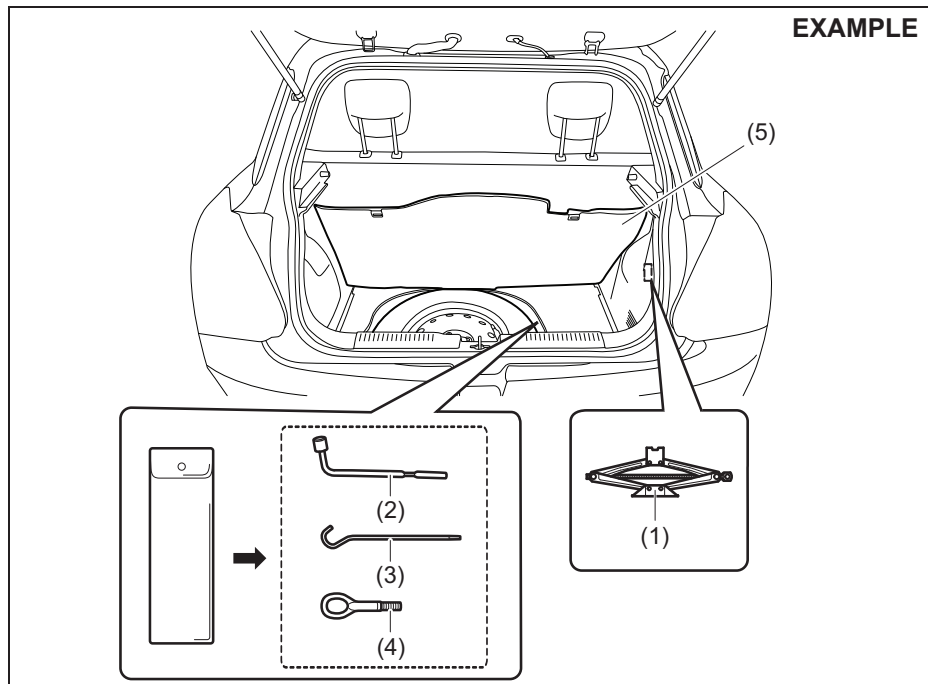
Warning triangle 8-11



60G411A

EMERGENCY SERVICE

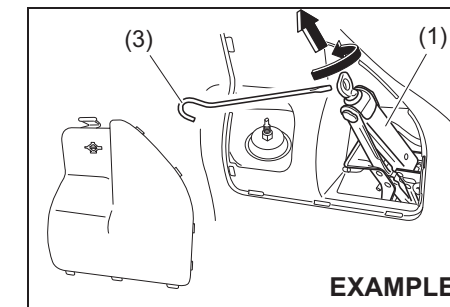
Tire changing tool



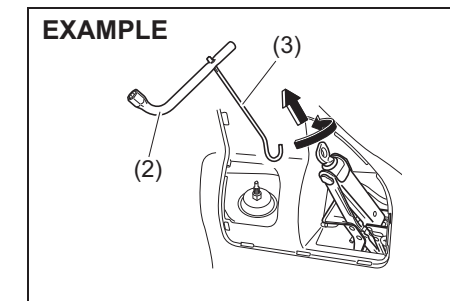
8-1

The tire changing tools are stowed in the luggage compartment as shown in the illustration

Remove the luggage compartment carpet by pulling it from hole provided on carpet



To remove the jack (1), turn its shaft counterclockwise by using jack handle (3) and pull the jack out of the storage bracket.



EMERGENCY SERVICE

NOTE:

If you are facing difficulty to use the jack handle (3) alone, use jack handle (3) and wheel wrench (2) together as shown in the illustration for removal of jack.

To stow the jack (1), place it in the storage bracket and turn the shaft clockwise until the jack is securely held in place.

NOTICE

To avoid damaging the storage bracket, do not expand the jack excessively.


⚠ WARNING

After using the tire changing tools, stow them securely or they can cause injury if an accident occurs.

⚠ CAUTION

The jack should be used only to change wheels. It is important to read the jacking instructions in this section before attempting to use the jack.

EXAMPLE




To remove the spare tire, turn its bolt (6) counterclockwise and remove it. While replacing tire with alloy wheel make sure to remove the wheel cap before keeping the tire in the rear luggage area.

NOTICE

Be sure that spare tire does not move after tightening the holder bolt.

Jacking instructions

EXAMPLE



- 1) Place the vehicle on level, hard ground.
- 2) Set the parking brake firmly and shift into "R" (Reverse) if your vehicle has a manual transaxle or Auto Gear Shift.

⚠ WARNING

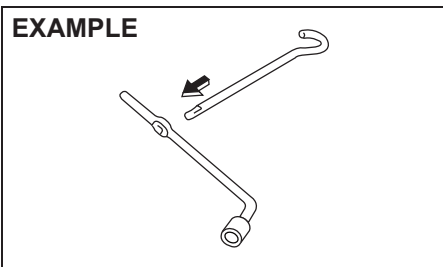
- Shift into "R" (Reverse) for a manual transaxle or Auto Gear Shift vehicle when you jack up the vehicle.
- Never jack up the vehicle with the transaxle in "N" (Neutral). Otherwise, unstable jack may cause an accident.

- 3) Turn on the hazard warning flasher if your vehicle is near traffic.
- 4) Block the front and rear of the wheel diagonally opposite of the wheel being lifted.

EMERGENCY SERVICE

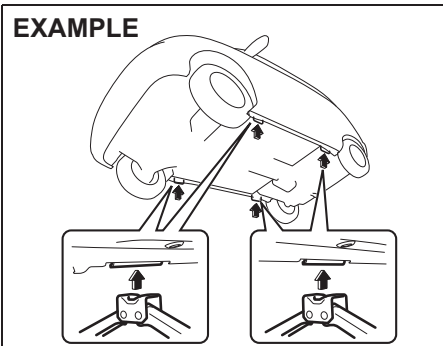
- 5) Place the spare wheel near the wheel being lifted as shown in the illustration in case the jack slips.

EXAMPLE



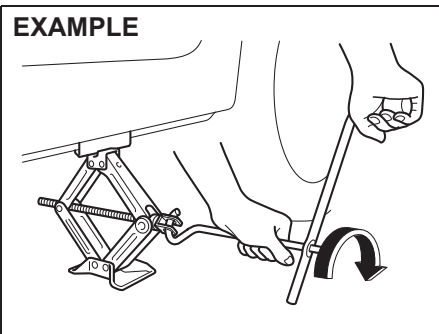
66RM08006

EXAMPLE



68PM00801

EXAMPLE



68PM00802

- 6) Position the jack at an angle as shown in the illustration and raise the jack by turning the jack handle clockwise until the jack-head groove fits around the jacking bar beneath the vehicle body.
- 7) Continue to raise the jack slowly and smoothly until the tire clears the ground. Do not raise the vehicle more than necessary.

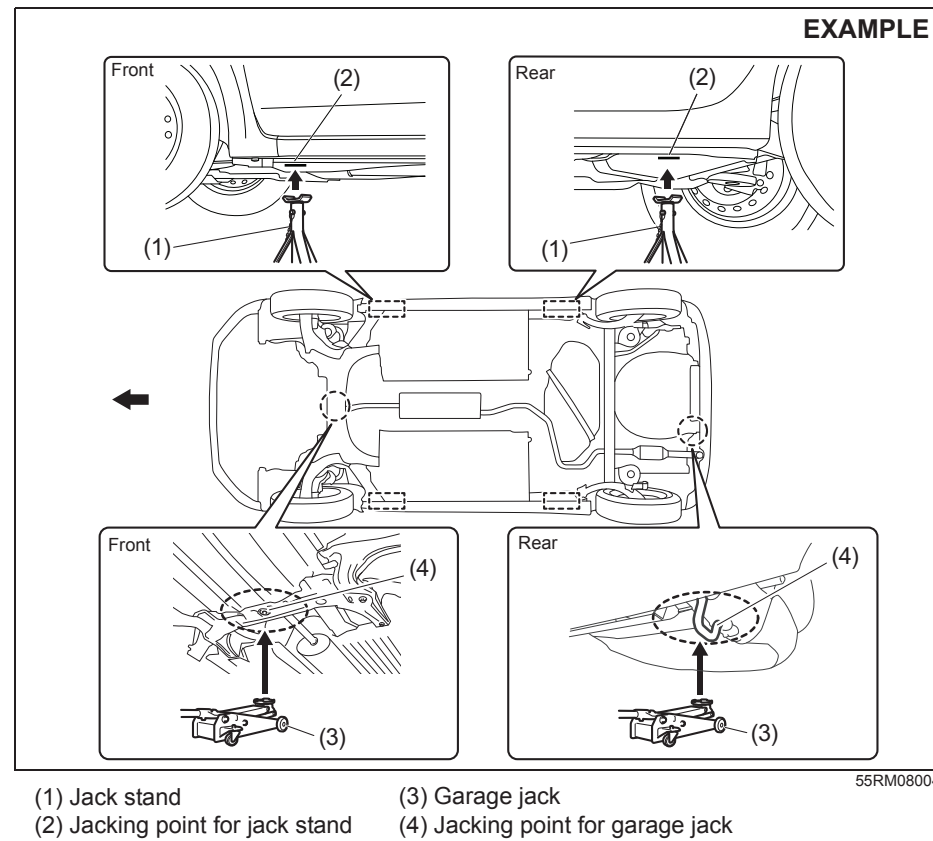
⚠ WARNING

- Use the jack only to change wheels on level, hard ground.
- Never jack up the vehicle on an inclined surface.
- Never raise the vehicle with the jack in a location other than the specified jacking point (shown in the illustration) near the wheel to be changed.
- Check that the jack is raised at least 25 mm (1 inch) before it contacts the flange. Use of the jack when it is within 25 mm (1 inch) of being fully collapsed may result in failure of the jack.
- Do not use wooden blocks or similar objects as a jack underlay
- Never get under the vehicle when it is supported by the jack. Never place your hands and feet under the raised vehicle when it is supported by a jack.
- Never run the engine when the vehicle is supported by the jack and never allow passengers to remain in the vehicle.

EMERGENCY SERVICE

Raising vehicle with garage jack

- Apply the garage jack to one of the points indicated below.
- Always support the raised vehicle with jack stands (commercially available) at the points indicated below.



EMERGENCY SERVICE

NOTICE

Never apply a garage jack to the exhaust pipe, side under spoiler (if equipped), engine undercover or rear torsion beam.

NOTE:

For more details, contact an authorised Maruti Suzuki workshop.

Changing wheels

WARNING

Never change a wheel in traffic lane. Always move the vehicle off the road on level, hard ground away from traffic for changing a wheel. For any further assistance contact your nearest Maruti Suzuki authorised workshop

To change a wheel, use the following procedure:

- 1) Prepare the jack, tools and spare tire.
- 2) Loosen, but do not remove the wheel nuts.
- 3) Jack up the vehicle (follow the jacking instructions in this section).

WARNING

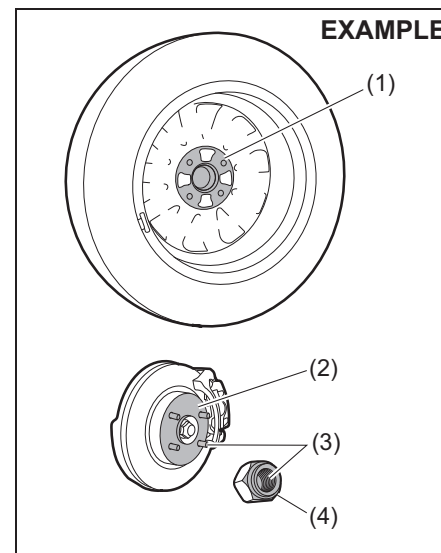
- Shift into "R" (Reverse) for a manual transaxle or Auto Gear Shift vehicle when you jack up the vehicle.
- Never jack up the vehicle with the transaxle in "N" (Neutral). Otherwise, unstable jack may cause an accident.

CAUTION

Immediately after the vehicle has been driven, the wheels, the wheel nuts and the area around the brakes might be extremely hot. Touching these areas may cause burn injury. Do not touch these areas immediately after the vehicle has been driven.

- 4) Remove the wheel nuts and wheel.

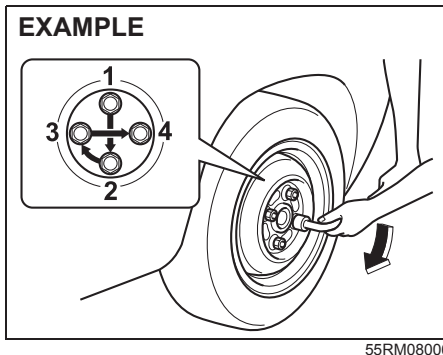
EXAMPLE



55RH08002

- 5) Clean any mud or dirt off from the surface of the wheel (1), hub (2), thread part (3) and surface of the wheel nuts (4) with a clean cloth. Clean the hub carefully; it may be hot from driving.
- 6) Install the new wheel and replace the wheel nuts with their cone shaped end facing the wheel. Tighten each nut snugly by hand until the wheel is securely seated on the hub.

EMERGENCY SERVICE

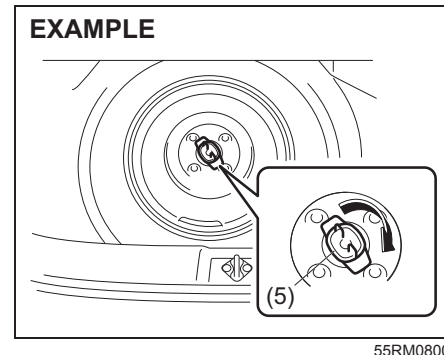


Tightening torque for wheel nut
100 Nm (10.2 kg-m, 74.0 lb-ft)

- 7) Lower the jack and fully tighten the nuts with a wheel wrench in numerical order as shown in the illustration.

⚠ WARNING

Use genuine wheel nuts and tighten them to the specified torque as soon as possible after changing wheels. Incorrect wheel nuts or improperly tightened wheel nuts may come loose or fall off, which can result in an accident. If you do not have a torque wrench, have the wheel nut torque checked by an authorised Maruti Suzuki workshop.

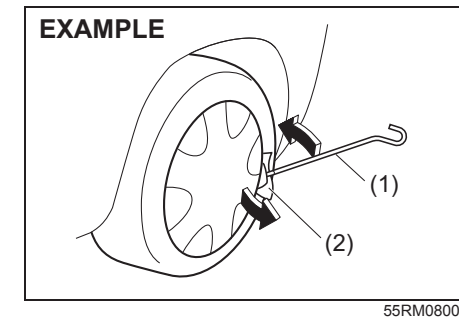


Return the spare tire back into the luggage compartment in the reverse order of removal and tighten its bolt (5) clockwise as shown in the above illustration.

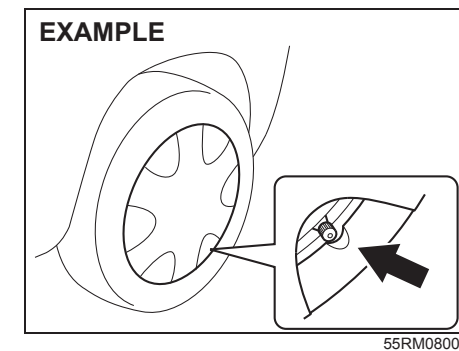
NOTICE

Make sure that the spare tire is fixed securely on the floor. Loosely fixed tire may cause noise during driving and damage paint on vehicle body.

Full wheel cover (if equipped)



Remove the full wheel cover by using jack handle (1) covered with a soft cloth (2), as shown in the illustration.



Install the full wheel cover not to cover or foul the air valve.

EMERGENCY SERVICE

Jump-starting instructions

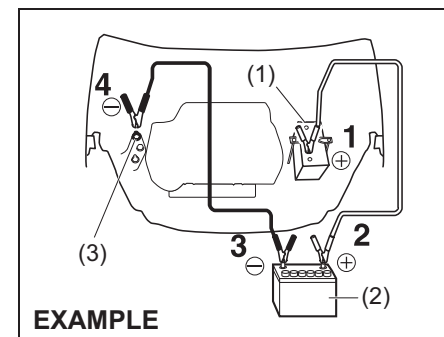
WARNING

- Never attempt to jump-start your vehicle if the battery appears to be frozen. Batteries in this condition may explode.
- When making jump lead connections, check that your hands and the jump leads remain clear from pulleys, belts or fans.
- Batteries produce flammable hydrogen gas. Keep flames and sparks away from the battery or an explosion may occur. Never smoke when working near the battery.
- If the booster battery you use for jump-starting is installed in another vehicle, check that the two vehicles are not touching each other.
- If your battery discharges repeatedly, for no apparent reason, have your vehicle inspected by an authorised Maruti Suzuki workshop.
- To avoid harm to yourself or damage to your vehicle or battery, follow the jump-starting instructions below.
If you are in doubt, call for qualified road service.

NOTICE

Your vehicle should not be started by pushing or towing. This starting method could result in permanent damage to the catalytic converter. Use jump leads to start a vehicle with a weak or discharged battery.

- 1) Use only a 12-volt battery to jump-start your vehicle. Position the good 12-volt battery close to your vehicle so that the jump leads will reach both batteries. When using a battery installed on another vehicle, check that two vehicles do not touch each other. Set the parking brakes fully on both vehicles.
- 2) Turn off all vehicle accessories, except those necessary for safety reasons (for example, headlights or hazard lights).



- 3) Connect jump leads as follows:

1. Connect one end of the first jump lead to the positive (+) terminal of the discharged battery (1).
2. Connect the other end to the positive (+) terminal of the booster battery (2).
3. Connect one end of the second jump lead to the negative (-) terminal of the booster battery (2).
4. Make the final connection to an unpainted, heavy metal part (i.e. engine mount bolt (3)) of the engine of the vehicle with the discharged battery (1).

EMERGENCY SERVICE

WARNING

Never connect the jump lead directly to the negative (-) terminal of the discharged battery, or an explosion may occur.

CAUTION

Connect the jump lead to the engine mount bracket securely. If the jump lead disconnects from the engine mount bracket because of vibration at the start of the engine, the jump lead could be caught in the drive belts.

- 4) If the booster battery you are using is fitted to another vehicle, start the engine of the vehicle with the booster battery. Run the engine at moderate speed.
- 5) Start the engine of the vehicle with the discharged battery.
- 6) Remove the jump leads in the exact reverse order in which you connected them.

Towing

If you need to have your vehicle towed, contact a professional service. Your dealer can provide you with detailed towing instructions.

NOTICE

Observe the following instructions when towing your vehicle.

- To help avoid damage to your vehicle during towing, proper equipment and towing procedures must be used.
- Using the frame hook, tow your vehicle on paved roads for short distances at low speed.

2-wheel drive (2WD) manual transaxle or Auto Gear Shift

Manual transaxle vehicles or Auto Gear Shift may be towed using either of the following methods.

- 1) From the front, with the front wheels lifted and the rear wheels on the ground. Before towing, check that the parking brake is released.
- 2) From the rear, with the rear wheels lifted and the front wheels on the ground, provided the steering and drivetrain are in operational condition. Before towing, check that transaxle is in neutral, the steering wheel is unlocked (vehicle without keyless push start system - the ignition key should be in

“ACC” position) (vehicle with keyless push start system - the ignition mode is “ACC”), and the steering wheel is secured with a clamping device designed for towing service.

NOTICE

After shifting the Auto Gear Shift gearshift lever to the “N” position, always check the gear position indicator in the instrument cluster shows the “N” position to make sure that the transaxle is disengaged.

If the transaxle cannot be put in neutral, turn the key from “LOCK” to “ON” position or press the engine switch to change the ignition mode to “ON”, and move the Auto Gear Shift gearshift lever from “N” to “D”, “M” or “R”, then back to “N” again. Then turn the key from “ON” to “LOCK” position or press the engine switch to change the ignition mode to “LOCK” (OFF).

These procedures may help put the transaxle in neutral. If the transaxle still cannot be put in neutral, you cannot tow the vehicle without using a towing dolly.

EMERGENCY SERVICE

NOTICE

The steering column is not strong enough to withstand shocks transmitted from the front wheels during towing. Always unlock the steering wheel before towing.

Engine trouble: Starter does not operate

- 1) Try turning the ignition switch to "START" position or try pressing the engine switch to change the ignition mode to "START" with the headlights turned on to determine the battery condition. If the headlights go excessively dim or go off, it usually means that either the battery is discharged or the battery terminal contact is poor. Recharge the battery or correct battery terminal contact as necessary.
- 2) If the headlights remain bright, check the fuses. If the reason for failure of the starter is not obvious, there may be a major electrical problem. Have the vehicle inspected by your authorised Maruti Suzuki workshop.

Engine trouble: Flooded engine

If the engine is flooded with fuel, it may be hard to start. If this happens, press the accelerator pedal all the way to the floor and hold it there while cranking the engine.

- Do not operate the starter motor for more than 12 seconds.

NOTE:

For keyless push start system, if the engine refuses to start, the starter motor automatically stops after a certain period of time. After the starter motor has automatically stopped or if there is anything abnormal in the engine starting system, the starter motor runs only while the engine switch is held pressed.

EMERGENCY SERVICE

Engine trouble: Overheating

The engine could overheat temporarily under severe driving conditions. If the high engine coolant temperature warning light comes on as overheating during driving:

- 1) Turn off the air conditioner, if equipped.
- 2) Take the vehicle to a safe place and park.
- 3) Run the engine at a normal idle speed for a few minutes until the high engine coolant temperature warning light goes off.

WARNING

If you see or hear escaping steam, stop the vehicle in a safe place and immediately turn off the engine to cool it. Do not open the hood when steam is present. When the steam can no longer be seen or heard, open the hood to see if the coolant is still boiling. If it is, you must wait until it stops boiling before you proceed.

If the high engine coolant temperature warning light does not go off:

- 1) Turn off the engine and check that the water pump belt and pulleys are not damaged or slipping. If any abnormality is found, correct it.
- 2) Check the coolant level in the reservoir. If it is found to be lower than "LOW" line, check radiator, water pump, radiator hoses and heater hoses for leakage.

If leakage that may cause overheating is found, do not run the engine until these problems have been corrected.

- 3) If leakage is not found, carefully add coolant to the reservoir and then the radiator, if necessary. (Refer to "Engine coolant" in "INSPECTION AND MAINTENANCE" section.)

NOTE:

If engine overheats and you are not sure what to do, contact your authorised Maruti Suzuki workshop.

EXAMPLE



79J007

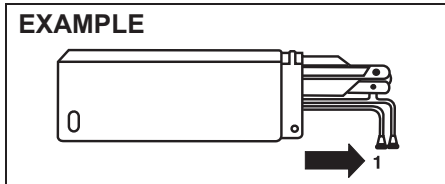
WARNING

- It is hazardous to remove the radiator cap when the water temperature is high, because scalding fluid and steam may be blown out under pressure. The cap should only be taken off when the coolant temperature has lowered.
- To help prevent personal injury, keep hands, tools and clothing away from the engine cooling fan and air-conditioner fan (if equipped). These electric fans can automatically turn on without warning.

EMERGENCY SERVICE

Warning Triangle

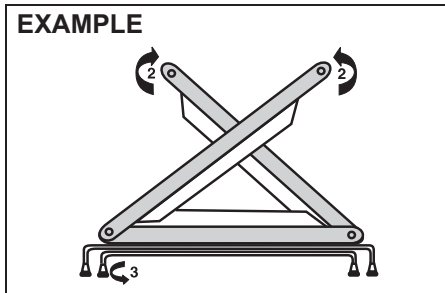
EXAMPLE



MH007001

In case of vehicle break-down or during emergency stopping, where, your vehicle could become a potential traffic hazard, keep the warning triangle, provided with your vehicle, on the road free from any obstacles behind your vehicle so as to warn the approaching traffic, at an approximate distance of 50-100 m. The reflecting side of the triangle should face the on coming traffic. Please activate the hazard warning lamps before alighting the vehicle to keep the warning triangle.

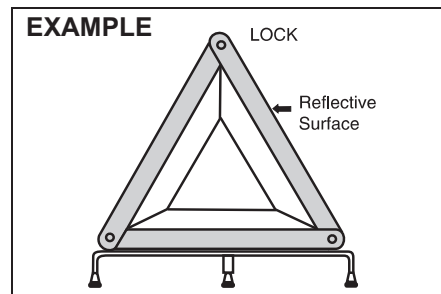
EXAMPLE



MH007014

- Remove the warning triangle carefully from the cover as shown by arrow 1.
- Open both the reflector arms as shown by arrow and lock the arms with each other with the clip provided in the right arm. Open the bottom stand in counter clock-wise direction as shown by arrow 3. Position the warning triangle behind the vehicle on a plain surface.
- Reverse the removal procedure for keeping inside the cover.


EXAMPLE



MH007015

APPEARANCE CARE

Corrosion prevention	9-1
Vehicle cleaning	9-2



55RM09010

APPEARANCE CARE

Corrosion prevention

It is important to take good care of your vehicle to protect it from corrosion. Listed below are instructions for how to maintain your vehicle to prevent corrosion. Please read and follow these instructions carefully.

Important information about corrosion

Common causes of corrosion

- 1) Accumulation of road salt, dirt, moisture or chemicals in hard-to-reach areas of the vehicle underbody or frame.
- 2) Chipping, scratches and any damage to treated or painted metal surfaces resulting from minor accidents or abrasion by stones and gravel.
- 3) Any or all of the below mentioned points:
 - continuous exposure to sunlight
 - hard water & Sea water coming in contact with vehicle
 - foot rubbing (skirting).

Environmental conditions which accelerate corrosion

- 1) Road salt, dust control chemicals, sea breeze or industrial pollution will all accelerate the corrosion of metal.
- 2) High humidity will increase the rate of corrosion particularly when the temperature range is just above the freezing point.
- 3) Moisture in certain areas of a vehicle for an extended period of time may pro-

mote corrosion even though other body sections may be completely dry.

- 4) High temperatures will cause an accelerated rate of corrosion to parts of the vehicle which are not well-ventilated to permit quick drying.

This information illustrates the necessity of keeping your vehicle (particularly the underbody) as clean and dry as possible. It is equally important to repair any damage to the paint or protective coatings as soon as possible.

How to help prevent corrosion

Wash your vehicle frequently

The best way to preserve the finish on your vehicle and to help avoid corrosion is to keep it clean with frequent washing.

Wash your vehicle at least once during the winter and once immediately after the winter. Keep your vehicle, particularly the underside, as clean and dry as possible.

If you frequently drive on salted roads, your vehicle should be washed at least once a month during the winter. If you live near the ocean, your vehicle should be washed at least once a month throughout the year.

For washing instructions, refer to "Vehicle cleaning" section.

Remove foreign material deposits

Foreign material such as salts, chemicals, road oil or tar, tree sap, bird droppings and industrial fall-out may damage the finish of

your vehicle if it is left on painted surfaces. Remove these types of deposits as quickly as possible. If these deposits are difficult to wash off, an additional cleaner may be required. Check that any cleaner you use is not harmful to painted surfaces and is specifically intended for your purposes. Follow the manufacturer's directions when using these special cleaners.

Repair finish damage

Carefully examine your vehicle for damage to the painted surfaces. Should you find any chips or scratches in the paint, touch them up immediately to prevent corrosion from starting. If the chips or scratches have gone through to the bare metal, have a qualified body shop make the repair.

Keep passenger and luggage compartments clean

Moisture, dirt or mud can accumulate under the floor mats and may cause corrosion. Occasionally, check under these mats to ensure that this area is clean and dry. More frequent checks are necessary if the vehicle is used for off-road driving or in wet weather.

Certain cargos such as chemicals, fertilizers, cleaners, salts, etc. are extremely corrosive by nature. These products should be transported in sealed containers. If they are spilled or leaked, clean and dry the area immediately.

APPEARANCE CARE


Park your vehicle in a dry, well-ventilated area

Park your vehicle to save it from continuous exposure to direct sunlight. Do not park your vehicle in a damp, poorly-ventilated area. If you often wash your vehicle in the garage and place it there in wet condition, your garage may be damp. The high humidity in the garage may cause or accelerate corrosion. A wet vehicle may corrode even in a heated garage if the ventilation is poor.

WARNING

Do not apply additional undercoating or rust preventive coating on or around exhaust system components such as the catalytic converter and exhaust pipes. A fire could be started if the undercoating substance becomes overheated.

Vehicle cleaning



WARNING

When cleaning the interior or exterior of the vehicle, do not use flammable solvents such as lacquer thinners, petrol and benzene. Also, do not use cleaning materials such as bleaches and strong household detergents. The materials could cause personal injury or damage to the vehicle.

Cleaning interior

Vinyl upholstery

Prepare a solution of soap or mild detergent dissolved in warm water. Apply the solution to the vinyl with a sponge or soft cloth and let it soak for a few minutes to loosen dirt.

Rub the surface with a clean, damp cloth to remove dirt and the soap solution. If some dirt still remains on the surface, repeat this procedure.

Fabric upholstery (Except front passenger seat)

Remove loose dirt with a vacuum cleaner. Using a mild soap solution, rub stained areas with a clean damp cloth. To remove soap, rub the areas again with a cloth dampened with water. Repeat this until the stain is removed, or use a commercial fabric cleaner for tougher stains. If you use a fabric cleaner, carefully follow the manufacturer's instructions and precautions.

APPEARANCE CARE

⚠ CAUTION

- Do not spill liquid or semi-solid on the front passenger's seat. If you spill it on the front passenger's seat, immediately wipe it dry with a soft cloth. Contact of liquid with sensor may impact the function of seat belt reminder sensor.
- Do not place any sharp or heavy object on passenger seat which can penetrate through seat upholstery and can cause damage to sensor.

Fabric upholstery (For front passenger seat)

Do not use liquid for cleaning as it may penetrate the fabric and damage the seat sensor.

Leather upholstery

Remove loose dirt with a vacuum cleaner. Using a mild soap or saddle soap solution, wipe dirt off with a clean damp soft cloth. To remove soap, wipe the areas again with a soft cloth dampened with water. Wipe the areas dry with a soft dry cloth. Repeat this until the dirt or stain is removed, or use a commercial leather cleaner for tougher dirt or stains. If you use a leather cleaner, carefully follow the manufacturer's instructions and precautions. Do not use solvent type cleaners or abrasive cleaners.

NOTE:

- In order to keep leather upholstery looking good, it should be cleaned at least twice a year.
- If leather upholstery becomes wet, immediately wipe it dry with tissue paper or a soft cloth. Water may cause leather to harden and shrink if it is not wiped off.
- When parking on sunny days, select a shady place or use a sunshade. If leather upholstery is exposed to direct sunlight for a long time, it may discolor and shrink.
- As is common with natural materials, leather is inherently irregular in grain and cowhide has spots in its natural state. These do not affect the performance of the leather in any way.

Seat belts

Clean seat belts with a mild soap and water. Do not use bleach or dye on the belts. They may weaken the fabric in the belts.

⚠ CAUTION

- Do not spill liquid or semi-solid on the front passenger's seat. If you spill it on the front passenger's seat, immediately wipe it dry with a soft cloth. Contact of liquid with sensor may impact the function of seat belt reminder sensor.
- Do not place any sharp or heavy object on passenger seat which can penetrate through seat upholstery and can cause damage to sensor.

Vinyl floor mats

Ordinary dirt can be removed from vinyl with water or mild soap. Use a brush to help loosen dirt. After the dirt is loosened, rinse the mat thoroughly with water and dry it in the shade.

APPEARANCE CARE

Carpets

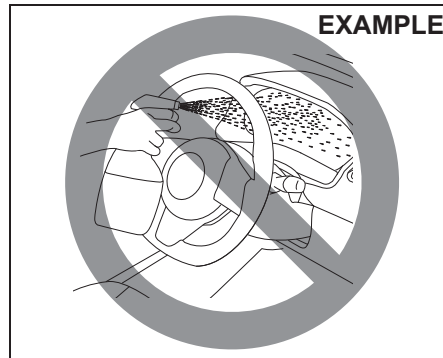
Remove dirt and soil as much as possible with a vacuum cleaner. Using a mild soap solution, rub stained areas with a clean damp cloth. To remove soap, rub the areas again with a cloth dampened with water. Repeat this until the stain is removed, or use a commercial carpet cleaner for tougher stains. If you use a carpet cleaner, carefully follow the manufacturer's instructions and precautions.

Instrument panel and console

Remove loose dirt with a vacuum cleaner. Gently wipe dirt off with a tightly squeezed damp clean cloth. Repeat this until the dirt is removed.

WARNING

Do not use chemical products that contain silicon to wipe electrical components such as the air conditioning system, audio, navigation system, or other switches. These will cause damage to the components. Do not spray water or any liquid directly on instrument cluster or any other electrical or electronic components. This may cause damage and/or lead to non-functioning of the part or may cause fire.



EXAMPLE

NOTICE

- Liquid such as liquid aromatics, soft drinks or juice may cause discoloration, wrinkles, and cracking to resin-based parts and textiles. Immediately wipe it dry with tissue paper or a soft cloth.
- Do not leave leather products with color, fur or vinyl products, etc. in your vehicle for long periods. It may cause discoloration or deterioration of interior.

Cleaning exterior

NOTICE

It is important that your vehicle be kept clean and free from dirt. Failure to keep your vehicle clean may result in fading of the paint or corrosion to various parts of the vehicle body.

Caring for aluminum wheels

NOTE:

- Do not use an acidic or alkaline detergent, or a cleaner containing petroleum solvent to wash aluminum wheels. These types of cleaner will cause permanent spots, discoloration and cracks on finished surfaces and damage to center caps.
- Do not use a bristle brush and soap containing an abrasive material. These will damage finished surfaces.

APPEARANCE CARE


Washing

⚠ WARNING

- Never attempt to wash and wax your vehicle with the engine running.
- When cleaning the underside of the body and fender, where there may be sharp-edged parts, wear gloves and a long-sleeved shirt to protect your hands and arms from being cut.
- After washing your vehicle, carefully test the brakes before driving to check that they have maintained their normal effectiveness.

Washing by hand

EXAMPLE



55RM09003

When washing the vehicle, park it in the place where direct sunlight does not fall on it and follow the instructions below:


- 1) Flush the underside of body and wheel housings with pressurized water to remove mud and debris. Use plenty of water.

NOTICE

When washing the vehicle:

- Avoid directing steam or hot water of more than 80°C (176°F) on plastic parts.
- To avoid damaging engine components, do not use pressurized water in the engine compartment.

EXAMPLE



81RM08006

- 2) Rinse the body to loosen the dirt. Remove dirt and mud from the body exterior with running water. You may use a soft sponge or brush. Do not use hard materials which can scratch the paint or plastic. Remember that the headlight covers or lenses are made of plastic in many cases.

NOTICE

To avoid damage to the paint or plastic surface, do not wipe the dirt off without ample water. Follow the above procedure.

- 3) Wash the entire exterior with a mild detergent or car wash soap using a sponge or soft cloth. The sponge or cloth should be frequently soaked in the soap solution.

NOTICE

When using a commercial car wash product, observe the cautions specified by the manufacturer. Never use strong household detergents or soaps.

- 4) Once the dirt has been completely removed, rinse off the detergent with running water.
- 5) Wipe off the vehicle body with a wet chamois or cloth and allow it to dry in the shade.

APPEARANCE CARE

- 6) Check carefully for damage to painted surfaces. If there is any damage, touch up the damage following the procedure below:
1. Clean all damaged spots and allow them to dry.
 2. Stir the paint and touch up the damaged spots lightly using a small brush.
 3. Allow the paint to dry completely.

Washing by an automatic car wash

NOTICE

If you use an automatic car wash, check that your vehicle's body parts, such as spoilers, cannot be damaged. If you are in doubt, consult the car wash operator for advice.

Washing by a high-pressure cleaner


NOTICE

If you use a high-pressure cleaner, keep away the nozzle from your vehicle sufficiently.

- Bringing the nozzle to your vehicle too close or pointing the nozzle to the opening of front grill or bumper etc. can cause damage and malfunction of the vehicle body and parts.
- Pointing the nozzle to the weather-strip of door glasses, doors and the sunroof (if equipped) can allow water to enter the cabin.

Waxing

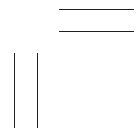
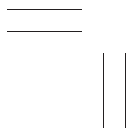


EXAMPLE



55RM09004


After washing the vehicle, waxing and polishing are recommended to further protect and beautify the paint.

- Only use waxes and polishes of good quality.
- When using waxes and polishes, observe the precautions specified by the manufacturers.



GENERAL INFORMATION

Vehicle identification 10-1
FASTag (if equipped) 10-1
High Security Registration Plate (HSRP)..... 10-3

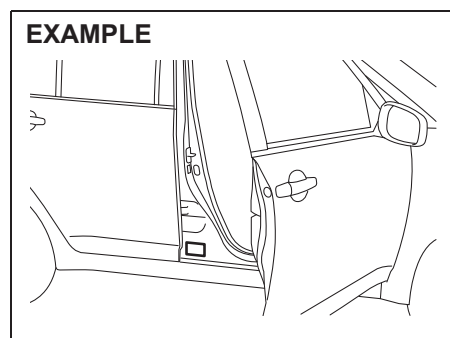


84MM01001

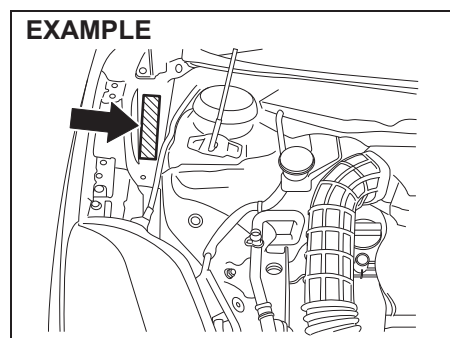
GENERAL INFORMATION

Vehicle identification

Chassis serial number



79MH0A01

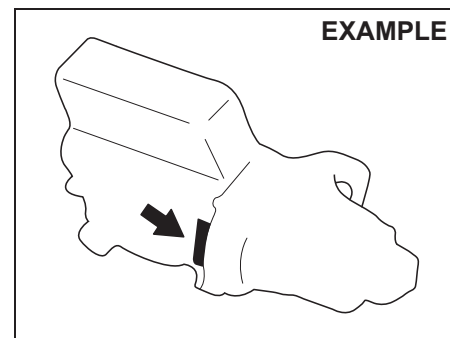


68PM01001

The chassis and/or engine serial numbers are used to register the vehicle. They are

also used to assist your dealer when ordering or referring to special service information. Whenever you have occasion to consult your authorised Maruti Suzuki workshop, remember to identify your vehicle with this number. Should you find the number difficult to read, you will also find it on the identification plate.

Engine serial number



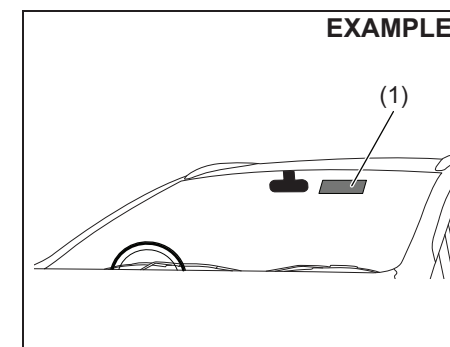
60G128

The engine serial number is stamped on the cylinder block as shown in the illustration.

FASTag (if equipped)

As per Ministry of Road Transport and Highways, the FASTag (1) is mandatory for each vehicle for the purpose of electronic toll collection or any other purpose as may be defined by the Government of India.

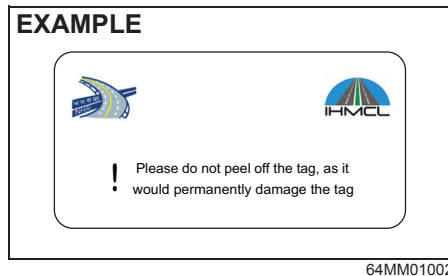
In case of any damage to FASTag or replacement of front windscreen, please contact your nearest authorised Maruti Suzuki workshop.



64MM01001

GENERAL INFORMATION

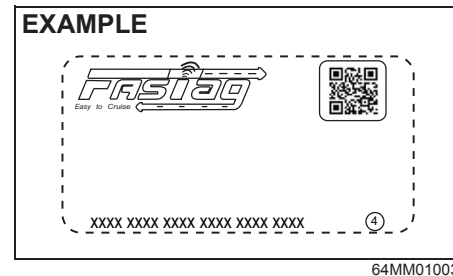
As seen from inside of the vehicle



NOTE:

The picture shown is for indicative purpose only. Internal structure of actual device mounted on vehicle may be different.

As seen from outside of the vehicle



NOTE:

The picture shown is for indicative purpose only. Internal structure of actual device mounted on vehicle may be different.

NOTE:

- Any attempt to remove the tag from the windscreen will result in permanent damage to the tag.
- Use of chemical cleaners to clean the windscreen area where the tag is mounted can damage the tag.
- Use of any sharp objects on the tag can damage the tag.

GENERAL INFORMATION

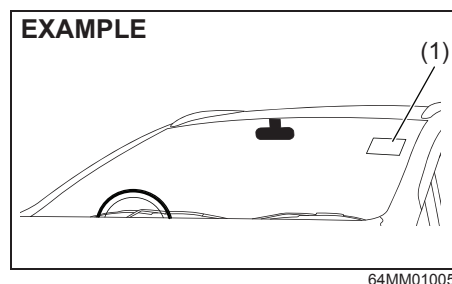
High Security Registration Plate (HSRP)

As per Ministry of Road Transport and Highways, every new vehicle must have HSRP.

HSRP contains;

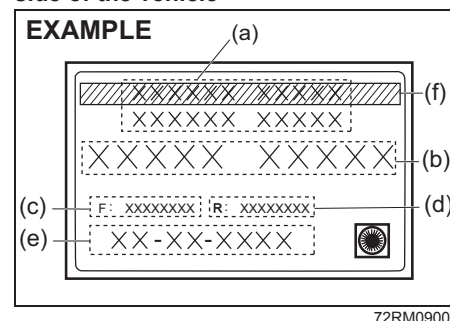
- Front and rear HSRP, which will be fitted with 2 snap-locks each on number plate area.
- Third license plate on front windshield.

Third License Plate



(1) Third license plate

Third license plate - As seen from outside of the vehicle



- (a) HSRP issuing authority name
- (b) Vehicle registration number
- (c) Unique laser number - Front plate
- (d) Unique laser number - Rear plate
- (e) Date of 1st registration (in DD-MM-YYYY format)
- (f) Green strip (BS6 vehicle)

NOTE:

The picture shown is for indicative purpose only. Internal structure of actual label mounted on vehicle may be different.

NOTE:

- Any attempt to remove the third license plate from the windscreen will result in permanent damage to the label.
- Use of chemical cleaners to clean the windscreen area where the label is mounted can damage the same.
- Use of any sharp objects on the label can damage the label.

- In the event of any replacement of the third license plate, may please contact the approved authority.

Third license plate - As seen from inside of the vehicle



NOTE:

The picture shown is for indicative purpose only.

NOTE:

Color of third license plate (back) is as per HSRP regulation as defined by Ministry of Road Transport and highways.

SPECIFICATIONS

SPECIFICATIONS

NOTE:

Specifications are subject to change without notice.

M/T: Manual transaxle

Petrol: K12N engine model

ITEM: Dimensions		UNIT: mm	
Overall length			3845
Overall width			1735
Overall height			1530
Wheelbase			2450
Track	Front	165/80R 14 tire	1530
		185/65R 15 tire	1520
	Rear	165/80R 14 tire	1530
		185/65R 15 tire	1520

ITEM: Mass (weight)		UNIT: kg	
Curb mass (weight)	M/T		875 – 900
	Auto Gear Shift		890 – 905
Gross vehicle mass (weight) rating			1335
Permissible maximum axle weight	Front		720
	Rear		740

11

11-1

55RH0-74E

SPECIFICATIONS

ITEM: Engine		
Type		K12N(DOHC)
Number of cylinders		4
Bore		73.0 mm (2.87 in.)
Stroke		71.5 mm (2.81 in.)
Piston displacement		1197 cm ³ (1197 cc, 73.0 cu.in)
Compression ratio		12.0 : 1
ITEM: Electrical		
Standard spark plug		NGK ILZKR6F11
Battery	Petrol	ISS M42 (for ENG A-STOP model), 34B19L
	CNG	34B19L
Fuses		See “INSPECTION AND MAINTENANCE” section.

SPECIFICATIONS

ITEM: Lights		WATTAGE	BULB No.
Headlight	Halogen	12V 60/55W	H4
	LED (If equipped)	LED ^{*1}	—
Front fog light (if equipped)		12V 19W	H16
Position light (Vehicle with the halogen headlights)		12V 5W	W5W
Position light & Daytime running light (Vehicle with the LED headlights) (If equipped)		LED ^{*1}	—
Turn signal light	Front	12V 21W	PY21W
	Rear	12V 21W	PY21W
Side turn signal light	On fender (If equipped)	12V 5W	WY5W
	On outside rearview mirror	LED ^{*1}	—
Tail/brake light		LED ^{*1}	—
High mount stop light		LED ^{*1}	—
Reversing light		12V 16W	W16W
License plate light		12V 5W	W5W
Interior light	Front (if equipped)	12V 10W	—
	Luggage compartment (if equipped)	12V 5W	—

*1: For this LED light, it is recommended that you take your vehicle to a Maruti Suzuki authorised workshop for LED replacement since special procedures are required.

SPECIFICATIONS

ITEM: Wheels and tires	
Tire size, front and rear	165/80R14 85T ^{*1} , 185/65R15 88T ^{*1} , 185/65R15 88H ^{*1}
Rim size	165/80R14 tire: 14X5J 185/65R15 tire: 15X5 1/2J
Tire pressures	For the specified tire pressure, see the tire information label located on the driver's door lock pillar.
Recommended snow tire	165/80R14 ^{*2} or 185/65R15 ^{*2}
Tire size, spare ^{*3}	165/80R14 85T (Steel wheel)

*1 If you cannot prepare tires with the specified load index rating and speed symbol, prepare tires with higher load index rate and speed symbol.

*2 If you prepare snow tires;

- Check that they are tires of the same size, structure and load capacity as the originally installed tires.
- Mount the snow tires on all four wheels.
- Understand that the maximum permissible speed of snow tires is generally less than the originally installed tires.

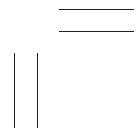
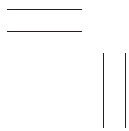


*3 -

- The spare wheel provided with alloy wheel variant is of steel wheel rim, hence follow 4 tire rotation only (Refer: Section Inspection and Maintenance).
- The provision of different spare wheel is as per government notification/regulation (MORTH notification vide GSR 625 (E)).

SPECIFICATIONS

ITEM: Recommended fuel / lubricants and capacities (approx.)			
Fuel		See “FUEL RECOMMENDATION” section.	37 L [#]
Engine oil	For Petrol	Classification: API SN Viscosity: SAE 0W-16	3.3 L (replacement with oil filter)
	For CNG		3.7 L (replacement with oil filter)
Engine coolant		See “INSPECTION AND MAINTENANCE” section.	4.2 L (including reservoir tank)
Manual transaxle oil		“MARUTI GENUINE GEAR OIL 75W”	1.5 L
Auto Gear Shift oil			1.5 L
Brake fluid / Clutch fluid		MARUTI GENUINE BRAKE FLUID (MGBF) or DOT 3.	Refill to the proper oil level according to the instructions in “INSPECTION AND MAINTENANCE” section.

The fuel tank capacity is slightly more than the recommended quantity of fuel that you can fill. The additional voluminous space is provided for safety and scientific reasons.



SERVICE NETWORK (AS ON 31.03.2022)

- MARUTI SUZUKI AUTHORISED DEALER WORKSHOP : SALES, SERVICE, WARRANTY & SPARE PARTS
- MARUTI SUZUKI NEXA DEALER WORKSHOP : SALES, SERVICE, WARRANTY & SPARE PARTS
- MARUTI SERVICE MASTER (MSM) : SERVICE, WARRANTY & SPARE PARTS
- MARUTI SERVICE ZONE (MSZ) : SERVICE, WARRANTY & SPARE PARTS
- MARUTI AUTHORISED SERVICE STATIONS (MASSs) : 'A' CATEGORY MASSs (**MARKED)
Free & paid Service, Major repairs & Accidental repairs
- 'B' CATEGORY MASSs (* MARKED)
Free & paid Service & Major repairs
- 'C' CATEGORY MASSs (##MARKED)
Free & paid Service & Minor repairs
- 'D' CATEGORY MASSs (#MARKED)
Free Service & Minor repairs

NOTE:

Certain MASSs are not authorised to undertake Warranty jobs. Customers are requested to approach only Maruti Suzuki Authorised Dealer Workshop / Maruti Suzuki Nexa Dealer Workshop / Maruti Service Master / Maruti Service Zone/Warranty Authorized MASSs for Warranty jobs.

The charges and services may vary depending upon service network and location.

For latest Service Network details kindly visit www.marutisuzuki.com or contact our regional office / area office as mentioned below.

REGIONAL OFFICE	AREA COVERED
REGIONAL OFFICE (NORTH-I) MARUTI SUZUKI INDIA LIMITED 2nd FLOOR, 157 DIVINE , RAJPUR ROAD, DEHRADUN, UTTARAKHAND - 248001 PH:- 0135-2738549	UTTARAKHAND AND PART OF U.P.
REGIONAL OFFICE (NORTH-II) MARUTI SUZUKI INDIA LIMITED SCO: 39-40, SECTOR 8C, MADHYA MARG, CHANDIGARH - 160009 PH. NO.- 0172-2780056	PUNJAB, CHANDIGARH, PANCHKULA, ZIRAKPUR, MOHALI, JAMMU AND KASHMIR & LADAKH
REGIONAL OFFICE (NORTH-III) MARUTI SUZUKI INDIA LIMITED 4TH FLOOR, SUMMIT, PLOT NO. TCG 3/3, VIBHUTI KHAND, GOMTI NAGAR – LUCKNOW - 226010	PART OF U.P.
REGIONAL OFFICE (NORTH-IV) MARUTI SUZUKI INDIA LIMITED S.C.O. 81, FIRST FLOOR, SECTOR 5, PANCHKULA (HARYANA)-134109 PH : (0172) 2590056, 2580056	PART OF HARYANA AND HIMACHAL PRADESH
REGIONAL OFFICE (EAST-I) MARUTI SUZUKI INDIA LIMITED PLOT NO 15, ACTION AREA II, NEW TOWN KOLKATA-700156	WEST BENGAL, SIKKIM, ANDAMAN & NICOBAR
REGIONAL OFFICE (EAST-II) MARUTI SUZUKI INDIA LIMITED 4TH FLOOR, ROHINI, OPP. HOTEL APSARA, 56, CIRCULAR ROAD, LALPUR RANCHI - 834001, JHARKHAND PH.: - 0651-2563931/61	BIHAR, JHARKHAND
REGIONAL OFFICE (EAST-III) MARUTI SUZUKI INDIA LIMITED 5A, 5TH FLOOR, PEACE ENCLAVE 724, ULUBARI, G.S.ROAD, GUWAHATI-781007 (ASSAM) TELE: 0361-2734308/10/11/12	ARUNACHAL PRADESH, ASSAM, MANIPUR, MEGHALYA, MIZORAM, NAGALAND, TRIPURA

SERVICE NETWORK (AS ON 31.03.2022)

REGIONAL OFFICE (WEST-I) MARUTI SUZUKI INDIA LIMITED A2, TOWER A, FIRST FLOOR, EMBASSY 247, LBS MARG, VIKHROLI WEST MUMBAI 400083 PH NO – 022 - 45042300	PART OF MAHARASHTRA AND GOA
REGIONAL OFFICE (WEST-II) MARUTI SUZUKI INDIA LIMITED SACRED WORLD, 7TH FLOOR, NORTH BLOCK, UNIT NUMBER 708-715; JAGTAP CHOWK, WANAWADI, PUNE – 411 040 (MAHARASHTRA) PH. (020) 26856037 / 38 / 39	PART OF MAHARASHTRA
REGIONAL OFFICE (WEST-III) MARUTI SUZUKI INDIA LIMITED 211-213, 2ND FLOOR, ISCON MALL, ABOVE STAR INDIA BAZAR, SATELLITE, AHMEDABAD - 380015 PH NO - 079 – 40036660	GUJARAT, DADRA & NAGAR HAVELI, DAMAN AND DIU
REGIONAL OFFICE (SOUTH-I) MARUTI SUZUKI INDIA LIMITED 7TH FLOOR, CAPITAL TOWERS, # 180, KODAMBAKKAM HIGH ROAD, NUNGAMBAKKAM, CHENNAI – 600034 PH. - 044 - 28233050 – 53	TAMILNADU AND PONDICHERY
REGIONAL OFFICE (SOUTH-II) MARUTI SUZUKI INDIA LIMITED #204, 2ND FLOOR, EMBASSY CLASSIC BUILDING,VITTAL MALLYA ROAD,BANGALORE- 560001, KARNATAKA. PH: (080) 41120018	KARNATAKA
REGIONAL OFFICE (SOUTH-III) MARUTI SUZUKI INDIA LIMITED 2ND FLOOR, TUTUS TOWERS, 32/1787 NH47- BYE PASS, PADIVATTOM, COCHIN- 682024	KERALA
REGIONAL OFFICE (SOUTH EAST-I) MARUTI SUZUKI INDIA LIMITED 101-102 FIRST FLOOR MAHAVIR CHAMBERS, LIBERTY SQUARE STANZA, HIMAYATH NAGAR, HYDERABAD-500029, TELANGANA CONTACT NO: 040-667299999	ANDHRA PRADESH, TELANGANA
REGIONAL OFFICE (SOUTH EAST-II) MARUTI SUZUKI INDIA LIMITED UTKAL SIGNATURE, UNIT NO. 605 & 606 (6TH FLOOR) NH-5, PAHAL, CUTTACK-BHUBANESWAR ROAD, BHUBANESWAR-752101, ODISHA PH. 0674-2914129, 0674-2914139 & 0674-2914229	ODISHA AND CHHATTISGARH
REGIONAL OFFICE (CENTRAL-I & II) MARUTI SUZUKI INDIA LIMITED Nelson Mandela Marg,Vasant Kunj II, Vasant Kunj, New Delhi, Delhi - 110070	DELHI
REGIONAL OFFICE (CENTRAL-III) MARUTI SUZUKI INDIA LIMITED 7TH POOJA TOWER, 3 GOPALPURA BYEPASS, TONK ROAD JAIPUR (RAJASTHAN)- 302018, CONTACT NO.: 0141-2550888	RAJASTHAN
REGIONAL OFFICE (CENTRAL-IV) MARUTI SUZUKI INDIA LIMITED 3RD FLOOR, COMMERCE HOUSE, 7 RACE COURSE ROAD INDORE (M.P) PIN CODE: 452001 CONTACT NO.: 07314069481/852/385.	MADHYA PRADESH

SERVICE NETWORK (AS ON 31.03.2022)

DETAILS OF AREA OFFICES	
Area Office Location	Area Office Address
Agra	Maruti Suzuki India Limited, 7th Floor, B-15/8, Shri Vrindavan Tower, Sanjay Place, Agra-282001 Ph:-0562-4052646/47
Bhopal	Maruti Suzuki India Limited, 522, 5th Floor Corporate Zone, Ashima Mall, Hoshangabad Road, Bhopal (M.P) Pin Code: 462 026 Contact : 0755 6051555
Calicut	Maruti Suzuki India Limited, 1st Floor, Central Arcade, Mini-Bypass Road, Puthiyara, Calicut- 673004, Phone: 0495-2723151
Coimbatore	Maruti Suzuki India Limited, Srivari Gokul Towers, First floor, (East wing), No.108/3, Race course, Coimbatore - 641018 Ph.- 0422-2221091
Hubli	Maruti Suzuki India Limited, Shiva Avenue, 2nd Floor, Gokul Road, Hubli - 580030, Ph: 0836-4259447
Jammu	Maruti Suzuki India Limited, Hall no: 315, A2,3rd Floor, South Block, Bahu Plaza, Jammu-180012 M: 9622066444/9622524343
Ludhiana	Maruti Suzuki India Limited, SCO No. 16/17, 4Th Floor, Fortune Chambers, Feroze Gandhi Market, Ludhiana-141001, Ph: 0161-4649764
Madurai	Maruti Suzuki India Limited, 3rd floor, ADR towers, Kalavasal, Theni Bye pass road, Madurai-625016 Ph. - 0452-4200203
Mangalore	Maruti Suzuki India Limited, F - 4,5,6, 1st Floor, Classic Gateway, Mahaveer Circle Pumpwell Mangalore – 575002 Ph. 0824 - 4112111

SERVICE NETWORK (AS ON 31.03.2022)

DETAILS OF AREA OFFICES	
Area Office Location	Area Office Address
Nagpur	Maruti Suzuki India Limited, Plot No.244, 1st Floor, Narayani House, Hill Road, Dharampeth Extension, Nagpur - 440010 (Maharashtra) Ph. (0712) 2225808
Nashik	Maruti Suzuki India Limited, Plot No.202, Rushiraj Towers, Jehan Circle, Gangapur Road, Nashik - 422 005 (Maharashtra) Ph. (0253) 6698551
Patna	Maruti Suzuki India Limited, 307-308, Vasundhara Metro Mall, Rajapur Pul, East Boring Canal Road, Patna - 800001, Bihar Phone - 0612-2559145
Raipur	Maruti Suzuki India Limited, 629-630, Magneto Offizo,Magneto The Mall, Labhandi, Raipur, Chhattisgarh, Pin - 492001 Ph.- 0771-4039643
Siliguri	Maruti Suzuki India Limited, Unit 401, 4th Floor, Quantum Siliguri, Parivahan Nagar, Matigara Siliguri - 734010 West Bengal
Surat	Maruti Suzuki India Limited, 304, Shivalik Western, Above TGB Restaurant, L.P. Savani Road, Adajan Surat - 395009
Trivandrum	Maruti Suzuki India Limited, 8th Floor, KEK Tower, Opp. Police Head Quarters, Vazhuthacadu, Trivandrum - 695010, Phone:- 0471-2322366
Udaipur	Maruti Suzuki India Limited, 302 & 303, 3rd Floor. Manglam's Fun Square, Durga Nursery Road. Udaipur, (Rajasthan) 313001
Vijayawada	Maruti Suzuki India Limited, Vaishinavi Complex, 4th Floor, Unit 2,Opposite Executive Club, Vijayawada, -530002,
Visakhapatnam	Maruti Suzuki India Limited, Door No. 10-50-58/1, 3rd Floor, Waltair Main Road, Ramnagar, Above westside store, RK Estates, Visakhapatnam-530002, Andhra Pradesh Contact No: 0891 2745299

DEALER WORKSHOP (AS ON 31.03.2022)

ANDAMAN AND NICOBAR ISLANDS

DIGLIPUR

1. AGENCY HOUSE (A & N ISLANDS) PVT. LTD.
(PU01-PU-01), MADHUPUR VILLAGE, TEHSIL
DIGLIPUR, NORTH ANDAMAN - 744202
PH :271056.

PORTBLAIR

2. AGENCY HOUSE (A & N ISLANDS) PVT. LTD.
(E102-E1-01), GARACHRAMA, PORT BLAIR -
744105
PH :251980, 253586, 211590.
3. AGENCY HOUSE (A & N ISLANDS) PVT. LTD.
(E102-E1-02), NAYAGEN, PORTBLAIR - 744101
PH :227104, 211682.

RANGAT

4. AGENCY HOUSE (A & N ISLANDS) PVT. LTD.
(E102-FJ-03), NIMBUTULLA, PO RANGAT, DIST.
MIDDLE ANDMAN, - 744201
PH :211546.

ANDHRA PRADESH

AMALAPURAM

5. S.B. MOTOR CORPORATION (BTS1-BTS-01),
#241/26, BESIDE: BAPUJI PRIMARY SCHOOL
MAIN ROAD, OPP. RR NAGAR, BANDARULANKA,
AMALAPURAM, EAST GODAVARI (DIST) - 533201
PH :8374303303.

AMARAVATI

6. JAYALAKSHMI AUTOMOTIVES PVT. LTD
(CVB1-CVB-01), SURVEY NO. 29, TOWNSHIP-16,
SECTOR-137, COLONY-539, BLOCK-2029, PLOT
NO. 1, SUB-DIVISION-L40, MALKAPURAM LIMITS,
MANDAL - THULLURU, AMARAVATI-CITY, DIST.
-GUNTUR, ANDHRA PRADESH. - 522237
PH :8374847777.

ANAKAPALLE

7. JAYABHERI AUTOMOTIVES PVT. LTD.
(0N01-0N-01), SURVEY NO.822/1 & 2, NH-5
ROAD, ANAKAPALLE, DISTT. VISHAKHAPATNAM.
- 531001
PH :7093575555.

ANANTAPUR

8. SRI DURGA AUTOMOBILES PVT. LTD.
(1B01-1B-01), 17/377-A, GOOTY
ROAD, ANANTAPUR - 515001
PH :9100902697.

BHIMAVARAM

9. NOVELTY REDDY & REDDY MOTORS PVT LTD
(7M01-7M-01), NEAR BYEPASS ROAD, UNDI
ROAD, BHIMAVARAM - 534202
PH :7799771177.

BOBBILI

10. VARUN MOTORS PVT. LTD. (CAM1-CAM-01), D.
NO. 4-64, SURVEY NO. 219/8, VILLAGE –
MALLAMMAPETA, BESIDE GROWTH CENTRE,
BOBBILI, DISTRICT – VIZIANAGARAM, ANDHRA
PRADESH. - 535558
PH :9885280772, 9885317344.

CHALLAPALLI

11. MITHRA AUTO AGENCIES PVT LTD
(CSX1-CSX-01), D.NO.9-30, 9TH BLOCK,
LAKSHMIPURAM LIMITS, RAMANAGARAM,
CHALLAPALLI MANDALAM, DISTT. KRISHNA -
521126
PH :8886063526.

CHINTALAPUDI

12. REDDY AND REDDY MOTORS (BYQ1-BYQ-01),
RS NO.698/2 MARUTI NAGAR COURT CENTRE,
ELURU-CHINTALAPUDI HIGHWAY,
CHINTALAPUDI MANDAL, ANDHRA PRADESH -
534460
PH :9912341624, 9948827555.

CHIRALA

13. JAYALAKSHMI AUTOMOTIVES PVT. LTD
(G502-NT-04), 9-1-92, CHURCH ROAD, CHIRALA, -
523157
PH :7331151661.

CHITTOOR

14. BHARGAVI AUTO PVT. LTD. (A801-1C-03),
22-241/A, KATTAMANCHI TIRUPATI
ROAD, CHITTOOR, - 517001
PH :8463955558.

CUDDAPAH

15. MSA MOTORS (C201-1D-03), K.T. BYE PASS
ROAD, CUDDPPAH, ANDHRA PRADESH, - 516001
PH :7396685628.

ELURU

16. REDDY & REDDY MOTORS (1E01-1E-01), OLD
NH-5 ROAD, BESIDES C R REDDY WOMEN'S
COLLEGE OLD NH-5, ELURU, - 534001
PH :9705311566.

GAMBHEERAM

17. JAYABHERI AUTOMOTIVES PVT. LTD.
(BQQ1-GJF-02), PLOT NO. 40-45 & 48, GREEN
INDUSTRIAL PARK, GAMBHERAM,
ANANDPURAM, VISHAKAPATNAM. - 530052
PH :9642496789.

GUDIVADA

18. VARUN MOTORS PVT. LTD. (2603-CL-02), D NO.
1-621, AUTONAGER 1ST LANE, GUDIVADA -
521301
PH :9885651383.

GUDUR

19. BHARGAVI AUTO PVT. LTD. (IS01-IS-01), SURVEY
NO.1619/3A, GUDUR BYPASS, GUDUR RURAL,
GUDUR DISTT. NELLORE, A.P. - 524101
PH :9652984999.

GUNTAKAL

20. SRI DURGA AUTOMOBILES PVT. LTD.
(BJA1-BJA-01), SURVEY NO. 407, D. NO.
20/342-19, BELLARY ROAD, GUNTAKAL, DIST.
-ANANTPUR, ANDHRA PRADESH. - 515801
PH :8886603336.

GUNTUR

21. JAYALAKSHMI AUTOMOTIVES PVT. LTD
(G502-G5-01), D-N-8-24-31, MANGALAGIRI
ROAD, GUNTUR - 522001
PH :7893117111/0863-2241000.
22. JAYALAKSHMI (G502-G5-05), AT 1-14-114, OPP.
HINDU COLLEGE, BANDLAMUDI GARDENS,
AMARAVATI ROAD, GUNTUR-522003, AP - 522203
PH :9848131133/9625255555.
23. JAYALAKSHMI AUTO (G502-G5-06), SURVEY NO
509, D.NO 25-11-50 TOWN, WARD NO 22,
OPPOSITE ITC BUILDING, R AGRAHARAM,
NAGARAPALAM ROAD, GUNTUR, - 522004
PH :8374847777.

HINDUPUR

24. SRI DURGA AUTOMOBILES PVT. LTD.
(1B01-36-02), PLOT NO.83, NEAR RELIANCE
PETROL BUNK, BYE PASS ROAD, HINDUPUR -
515201
PH :9100902697.

ICHAPURAM

25. JAYABHERI AUTOMOTIVES PVT. LTD.
(GLL1-GLL-01), SURVEY NO. 105/3 , 105/4 AND
229/7, ICHAPURAM, BALAKRISHNAPURAM
PANCHAYAT, MUNIBHADRA VILLAGE, ANDHRA
PRADESH. - 532312
PH :9394006666, 8142933666.

JAGGAIAHPETA

26. VARUN MOTORS PVT. LTD. (2603-PC-05), DOOR
NO. 2-20, MUTHYALAMMA GUDI STREET
JAGGAIAHPET TOWN, JAGGAIAHPET, KRISHNA
DISTT. - 521175
PH :9642225297/9052418111.

JANGAREDDYGUDEM

27. REDDY & REDDY MOTORS (1E01-HQ-02), NEAR
R&B GUEST HOUSE, ELURU
ROAD, JANGAREDDYGUDEM, - 534447
PH :9912563666.

KAIKALURU

28. SANTOSH AUTOMOTORS PVT. LTD.
(CLW1-CLW-01), SY. NO. 127/7 &9, OPP. NAIDU
COMPLEX, AATAPAKA, KAIKALURU MANDAL,
DIST. KRISHNA - 521333
PH :7799787969.

KAKINADA

29. S B MOTORS (W701-W7-01), D. NO.
52-10-36/3, NEAR AMAR GHATI CENTER, KARAPA
ROAD, KAKINADA - 533001
PH :9885119888.

KANCHIKACHERLA

30. VARUN MOTORS PVT. LTD. (GJD1-GJD-01),
SURVEY NO. 510/5, DOOR NO. 13-144, 146, 13TH
WARD, KANCHIKACHERLA VILLAGE AND
MANDAL, KRISHNA DIST., ANDHRA PRADESH. -
521180
PH :9885082822, 9885576602.

KANDUKURU

31. JAYALAKSHMI AUTOMOTIVES PVT. LTD
(BEY1-BEY-01), SURVEY NO. 414,
MAHADEVAPURAM VILLAGE, O. V. ROAD,
KANDUKURU MANDAL, DISTRICT – PRAKASHAM,
ANDHRA PRADESH. - 523105
PH :9848131133.

KAVALI

32. BHARGAVI AUTO PVT. LTD. (A801-PF-05), KAVALI
NELLORE, ANDHRA PRADESH - 524201
PH :9248702567.

KURNOOL

33. MSA MOTORS (C201-C2-01), AUTO
NAGAR, INDUSTRIAL ESTATE, NH-7, KURNOOL -
518004
PH :9912826682.

MACHERLA

34. JAYALAKSHMI AUTOMOTIVES PVT. LTD
(CEY1-CEY-01), D.NO. 343/7, 343/5-3, 15-2-3,
MACHERLA, MACHERLA MUNICIPALITY. - 522426
PH :9848131133, 9705261801.

MACHILIPATNAM

35. MITHRA AUTO AGENCIES PVT LTD (2604-OK-04),
NARASIMHA NAGAR, MACHLIPATNAM, ANDHRA
PRADESH - 521001
PH :8886063526.

MADANAPALLI

36. BHARGAVI AUTO PVT. LTD. (AAT1-AAT-01),
SURVEY NO.762, BASIKONDA VILLAGE,
MADANPALLI, CHITTOOR DISTT. ANDHRA
PRADESH - 524101
PH :9959893434.

MADHURAWADA

DEALER WORKSHOP (AS ON 31.03.2022)

37. JAYABHERI AUTOMOTIVES PVT. LTD.
(BQQ1-BQQ-01), PLOT NO. 5, SURVEY NO. 4/P,
KOMMADI ROAD, MADHURAWADA,
VISHAKAPATNAM, ANDHRA PRADESH - 530048
PH :8886669985.

MALKIPIURAM

38. VARUN MOTORS (SEH1-SEH--SEH1-01), SURVEY
NO 49/6A, MALKIPURAM VILLAGE AND MANDAL,
EAST GODAVARI DISTRICT, ANDHRA PRADESH -
533250
PH :9885317344.

MANDAPETA

39. S B MOTOR CORPORATION (BJC1-BJC-01),
BLOCK NO. 4, D. NO. 4-1-64, MANDAPETA,
DISTRICT – EAST GOADAVARI, ANDHRA
PRADESH - 533308
PH :8886664090.

MARKHAPURAM

40. JAYALAKSHMI AUTOMOTIVES PVT. LTD
(CFF1-CFF-01), D. NO. 4-515/12, SURVEY NO.
1167, OPP. INDUSTRIAL ESTATE, ONGOLE
ROAD, MARKAPURAM, DISRT.-PRAKASAM,
ANDHRA PRADESH. - 523316
PH :9848131133, 7331151674.

MYLAVARAM

41. VARUN MOTORS PVT. LTD. (GKL1-GKL-01),
#REF1 - 521230
PH :9885576602, 9581337222.

NANDIGAMA

42. VARUN MOTORS PVT. LTD. (CUB1-CUB1-01), RE
SURVEY NO. 601/1B, NH-9 ROAD, NANDIGAMA,
DIST.-KRISHNA, ANDHRA PRADESH. - 521185
PH :9885576602, 7702624494.

NANDYAL

43. MSA MOTORS (CKB1-CKB-01), SURVEY NO. 333,
VUDUMALPURAM, MANDAL – NANDYAL, OPP.
AUTO NAGAR, NANDYAL, DISTRICT – KURNOOL.
- 518501
PH :9490666616.

NARASARAOPET

44. JAYALAKSHMI AUTOMOTIVES PVT. LTD
(G502-JT-03), NEAR RELIANCE PETROL PUMP
BUNK,VINUKONDA ROAD, NARASARAOPET,
GUNTUR, - 522603
PH :7680000502/9100791343.

NARSIPATNAM

45. JAYABHERI AUTOMOTIVES PVT. LTD.
(WT01-WT-01), OPP. RDO BUNGLAW, BANK
COLONY, VISAKHAPATNAM ROAD,
NARSIPATNAM - 531116
PH :7702333513.

NELLORE

46. BHARGAVI AUTO PVT. LTD. (A801-A8-01),
D.NO.25/II/97 INDUSTRIAL ESTATE. A.K. NAGAR,
P.B.NO.18, NELLORE(A.P.) - 524004
PH :9248742225.

47. BHARGAVI AUTO PVT. LTD. (A801-A8-04), A2,
INDUSTRIAL ESTATE,A.K. NAGAR,NELLORE, -
524004
PH :9248727888.

48. VISHNU CARS PVT. LTD. (A802-A8-01), FIELD NO.
628 /SURVEY NO. 877, 878/A/4 AND 883/A/1A,
NELLORE BIT-II, BESIDES GSR GARDENS,
BALAJI NAGAR, NH-16, NELLORE CITY. - 542002
PH :7337340778.

NUZIVIDU

49. VARUN MOTORS PVT. LTD. (2603-CN-03),
BESIDE R T C BUS DEPOT ,OLD D M
OFFICE,VIJAYAWADA ROAD, NIZVID - 521201
PH :2544444, 958133722.

ONGOLE

50. JAYALAKSHMI AUTOMOTIVES PVT. LTD
(8Y01-8Y-02), THROWAGUNTA COMPANY
CENTRE,NH-5,GUNTUR
ROAD,ONGOLE,PRAKASAM DISTRICT. - 523003
PH :9701055955.

PALAKONDA

51. VARUN MOTORS PVT. LTD. (CKO1-CKO-01),
SURVEY NO. 8, ANAVARAM GRAMAM,
PALAKONDA, SRIKAKULAM DISTRICT, ANDHRA
PRADESH. - 532440
PH :9966877033, 9885317344.

PALASA

52. JAYABHERI AUTOMOTIVES PVT. LTD.
(BWH1-BWH-01), SURVEY NO. 63 OF VILLAGE –
PURUSHOTTAPURAM, PALASA MANDAL,
KASIBUGGA MUNICIPALITY, DISTRICT –
SRIKAKULAM, ANDHRA PRADESH. - 532221
PH :9849054442, 8790946464.

PENDURTHI

53. VARUN MOTORS PVT. LTD. (BAP1-BAP-01),
SURVEY NO.107/1B, VELAMPETA, ANAKAPALLI
TO PENDURTHI HIGHWAY, NEAR BRIDGE,
PENDURTHI DISTT: VISAKAPATNAM - 530047
PH :9885438455.

54. VARUN MOTORS PVT LTD (BAP1-BAP-02),
SURVEY NO 240/1,2 & 241, PENDURTHI, VIZAG -
531173
PH :9703843737.

PIDUGURALLA

55. JAYALAKSHMI AUTOMOTIVES PVT. LTD
(BFN1-BFN-01), SURVEY NO. 897/16,
PIDUGURALLA, DISTRICT – GUNTUR, ANDHRA
PRADESH. - 522413
PH :9848131133, 9100787058.

PITHAPURAM

56. S B MOTORS (CTS1-CTS-01), NO. 11-2-114, 11TH
WARD, KAKINADA-KATHIPUDI ROAD,
PITHAPURAM, EAST GODAVRI DIST., ANDHRA
PRADESH. - 533 450
PH :8886677759, 8886677754.

PONNUR

57. JAYALAKSHMI AUTOMOTIVES PVT. LTD
(CFC1-CFC-01), PLOT NO. 4, D.NO. 213-1.
VAISHNAVI NAGAR, PONNUR, GUNTUR, ANDHRA
PRADESH. - 522124
PH :9849445639, 9121141913.

RAJAHMUNDRY

58. S.B. MOTOR CORPORATION (C501-C5-01),
OPP.FCI
GOWDOWN,JAILROAD,LALACHERUVLI,RAJAMU
NDRY - 533101
PH :08885585667.

59. S B MOTORS (C501-C5-03), D. NO. 3-243, NH-5,
ROAD, HUKUMPETA, RAJAHMUNDRY. - 533 107
PH :08885886262.

60. VARUN MOTORS PVT. LTD. (C502-C5-01),
SURVEY NO. 660, PALACHERLA VILLAGE OF
RANJANAGRAM MANDAL, RAJAHMUNDRY, EAST
GODAVARI DSIT. - 533102
PH :9642225289.

RAJAM

61. VARUN MOTORS PVT. LTD. (BLJ1-BLJ-01), PLOT
NO. 44, SARATHI NAGAR, RAJAMNAGAR
PANCHAYAT, RAJAM, DISTRICT - SRIKAKULAM,
ANDHRA PRADESH - 532127
PH :7799666998.

SOMPETA

62. VARUN MOTORS PVT LTD (GLX1-GLX-01),
KHATA NO 406,407,408 DENOTED IN SURVEY NO
241/1,MOGILIKOTURU VILLAGE, SOMPETA,
SRIKAKULAM, ANDHRA PRADESH - 532284
PH :9885217344, 7382112922.

SRIKAKULAM

63. VARUN MOTORS PVT. LTD. (4603-W6-09),
PEDDA PADDU ROAD,ARASAVILLI
(P.O.),SRIKAKULAM. - 532001
PH :9985477155.

64. JAYABHERI AUTOMOTIVE (4606-W6-04),
SURVEY NO 22/7P,22/8 AND SURVEY NO
29/12,16,17, BALAGA RURAL,SRIKAKULAM CITY,
DISTRICT: SRIKAKULAM - 532001
PH :9100818111.

SULURUPETA

65. BHARGAVI AUTO PVT. LTD. (BZA1-BZA-01),
KEERTI ENCLAVE,NEAR RTO
OFFICE,NH-5,SULLURPETA - 524121
PH :9848602345, 7997998516.

TANUKU

66. NOVELTY REDDY & REDDY MOTORS PVT LTD
(BAR2-BAR-01), NH-5 ROAD, NEAR WOMEN'S
COLLEGE, BESIDE IOC PETROL PUMP, TANUKU,
DISTT: WEST GODAVARI(ANDHRA PRADESH) -
534211
PH :9912341624.

TENALI

67. JAYALAKSHMI AUTOMOTIVES PVT. LTD
(PE01-PE-01), KAVI RAJA NAGAR, GUNTUR
ROAD, TENALI, GUNTUR DISTT. - 522002
PH :226100/ 9866111788.

THAGARAPUVALASA

68. VARUN MOTORS PVT. LTD. (CQV1-CQV-01),
SURVEY NO.11/2B,11/3,NAGARAMPALEM
VILLAGE, NH-16, NAGARAMPALEM GRAMA
PANCHAYAT LIMITS, THAGARAPUVALASA,
BHEEMUNIPATNAM MANDAL, VISHAKAPATNAM, -
531162
PH :9885317344, 9885280772.

TIRUPATI

69. BHARGAVI AUTO PVT. LTD. (A801-N9-02),
11/66/1,TIRUPATI RENIGUNTA ROAD,TIRUPATI, -
517507
PH :7997969946.
70. BHARGAVI AUTO PVT. LTD. (A801-N9-06),
SURVEY NO. 2/B3, ADJACENT TO PARK HOTEL,
RENIGUNTA ROAD, TIRUPATI. - 517501
PH :7997969919.

TIRUVURU

71. SANTOSH AUTOMOTORS PVT. LTD.
(CIM1-CIM-01), D NO. 23-1/5, OPP. AYYAPA
SWAMY TEMPLE, MAIN ROAD, TIRUVURU. -
521235
PH :7799787969.

TUNI

72. SATTIBABU MOTORS (PVT) LTD. (KY01-KY-01),
D. NO. 65-31-15/1, OPP. FCI GODOWNS,
NARAYANAPURAM, TUNI, EAST GODAVARI,
ANDHRA PRADESH - 533401
PH :7661893888.

VENKATAGIRIKOTA

73. BHARGAVI AUTO PVT. LTD. (CDI1-CDI-01), M/S
BHARGAVI AUTOMOBILES, BESIDE INDIAL OIL
BUNK,GMR FUNTION
HALL,DARASALLA,PALLIKUPPAM,KUPPAM
ROAD,V KOTA - 517242
PH :9848602345, 7799997720.

VIJAYAWADA

74. MITHRA AUTO AGENCIES PVT LTD (2604-26-01),
40-17-3 ,PICHIAIAH STREET,GANDHI
COLONY,VIJAYAWADA - 520001
PH :8886063507.

DEALER WORKSHOP (AS ON 31.03.2022)

75. VARUN MOTORS PVT. LTD. (2603-26-01), 48-17-4/1, RING ROAD, VIJAYAWADA - 520008 PH :9885576602
76. VARUN MOTORS PVT. LTD. (2603-26-06), SURVEY NO.561/1, 562/5 & 561/3, 562/6 KESARAPALLY, VIJAYAWADA, KRISHNA DISTRICT, A.P. - 521102 PH :8297241177.
77. SANTOSH AUTOMOTORS PVT. LTD. (2607-26-01), SURVEY NO. 223/5, D. NO. 11-61/2, KANURU PANCHAYAT, PENAMALURU MANDAL, VIJAYAWADA, KRISHNA DISTRICT, ANDHRA PRADESH. - 520010 PH :9209094999/7799787949.
78. VARUN MOTORS PVT. LTD. (2603-26-07), DOOR NO. 1-4-208 AND 1-4-208(1), IN R.S. NO. 33/3A, BHAVANIPURAM, VIJAYAWADA, MUNICIPAL CORPORATION, VIJAYAWADA, ANDHRA PRADESH. - 520012 PH :9642225291.
79. SANTOSH AUTOMOTORS PVT. LTD (2607-26-02), D NO. 77-42-16A, OPP. NUNNA FIRE STATION, PRAKASH NAGAR, INNER RING ROAD, VIJAYAWADA - 520 015 PH :7799787932.
- VISHAKAPATNAM**
80. VARUN MOTORS PVT. LTD. (4603-46-0E), PLOT NO 88, BESIDES POLICE STATION, SRINAGAR, GAJUWAKA - 530026 PH :9703843737.
81. VARUN MOTORS PVT. LTD. (4603-46-08), DOOR NO. 58/2, BLOCK NO. 5, BALAJI NAGAR, OPP. ANDHRA UNIVERSITY, SIRIPURAM - 580003 PH :08912525885.
82. VARUN MOTORS PVT. LTD. (4603-46-0F), D-25, INDUSTRIAL ESTATE, MARRIPALLEM, BESIDES COLA MANCHU KONDA GARDENS, VISAKHAPATNAM., - 530007 PH :9885511911.
83. JAYABHERI AUTOMOTIVES PVT. LTD. (4606-46-01), PLOT NO. A-9, INDUSTRIAL ESTATE, VISHAKAPATANAM, ANDHRA PRADESH - 530018 PH :8886332209.
84. JAYABHERI AUTOMOTIVES PVT. LTD. (4606-46-02), D.NO-51-17-2 , NH-5, KRANTHINAGAR, VISAKHAPATNAM, (ANDHRA PRADESH). - 530013 PH :7799772272.
85. VARUN MOTORS PVT. LTD. (4607-46-01), S. NO. 8, KAPPARADA VILLAGE, BESIDE IOCL PETROL BUNK, MANCHUKONDA GARDENS, MURALI NAGAR, NATIONAL HIGHWAY, VISHAKAPATNAM. - 530007 PH :7799124243.

86. JAYABHERI AUTOMOTIVES PVT. LTD. (4606-46-03), SURVEY NO. 119/6, KURMANNAPALEM, GAJUWAKA MANDAL, VIZAG, ANDHRA PRADESH. - 530046 PH :8897541234.
87. VARUN MOTORS PVT. LTD. (4603-46-0K), SURVEY NO. 394 & 395, PLOT NO. 7 AT VILLAGE – DUPPITURU, MANDAL – ACHUTAPURAM, DISTRICT – VISHAKAPATNAM, ANDHRA PRADESH. - 531011 PH :9966877133.
88. VARUN MOTORS PVT. LTD. (4603-46-0L), SURVEY NO. 408/1 OF MADHURAWADA VILLAGE, RUSHIKONDA ITI SEZ, VISHAKAPATNAM RURAL MANDAL, VISHAKAPATNAM DISTRICT, ANDHRA PRADESH. - 530045 PH :9885315344.
89. VARUN MOTORS PVT. LTD. (4603-46-1B), SURVEY NO. 2/A, SECTOR XI, MVP COLONY, VISHAKAPATNAM. - 530 017 PH :07901644535.
- VIZIANAGARAM**
90. VARUN MOTORS PVT. LTD. (4603-N8-0C), OPPOSITE SUN SCHOOL, 100 FEET RING ROAD, VIZIANAGARAM, VIZIANAGARAM - 535001 PH :8886721213.
91. JAYABHERI AUTOMOTIVES PVT. LTD. (N801-N8-01), PLOT NO.B-1, DOOR NO.8-32-1, SURVEY NO.108/12A & 109/2A, INDUSTRIAL ESTATE, VANTITHADI AGRAHARAM VILLAGE, VIZIANAGARAM, ANDHRA PRADESH - 535001 PH :7702333514.
- YANAM**
92. SB MOTORS (CTR1-CTR-01), SURVEY NO 82-2, TALLAREVU MANDAL, YANAM, EAST GODAVARI DISTRICT - 533463 PH :8886677759.
- YELAMANCHILI**
93. JAYABHERI AUTOMOTIVES PVT. LTD. (GJR1-GJR-01), SURVEY NO. 19-1, 2, 3, 45/1, 45/2&3, KOKIRAPALLI, YELAMANCHILI, NARSIPATNAM, VIZAG DIST., ANDHRA PRADESH. - 531055 PH :98494445639, 9642502345.
- ARUNACHAL PRADESH**
- ITANAGAR**
94. BUISHI YADA MOTORS (7501-75-01), A' SECTOR, NAHARLAGUN, ARUNACHAL PRADESH. - 791110 PH :9436268870.

95. BUISHI YADA MOTORS (7501-75-04), MODEL VILLAGE, BEFORE GOVERNMENT HIGHER SECONDARY SCHOOL, NAHARLAGUN, ITANAGAR - 791110 PH :8257075033.
96. D Y MOTORS (7502-75-01), LPC NO - DC/IC/LPC, BORUM VILLAGE, PO/PS- NAHARLAGUN, PAPUM PARE DIST, ARUNACHAL PRADESH - 791100 PH :8415075164.
- PASSIGHAT**
97. BUISHI YADA MOTORS (7501-8A-03), PASSIGHAT BAZAR, PASSIGHAT, ARUNACHAL PRADESH - 791102 PH :9402878414.
- ZIRO**
98. BUISHI YADA MOTORS (CHM1-CHM-01), HAPOLI, NEAR TELECOMMUNICATION CENTRE, ZIRO, ARUNACHAL PRADESH. - 791120 PH :9732010858.

ASSAM

- BAIHATA CHARIALI**
99. PALLAVI MOTORS PVT LTD (BNL1-BNL-01), DAG NO. 1042, PATT A NO. 17, MOUZA – BORBANKHAR, P.S. – BAIHATA CHARIALI, DISTRICT – KAMRUP, ASSAM - 781381 PH :9864052488.
- BARPETA**
100. BHARATI MOTORS PVT. LTD. (7N01-7Z-02), SIMULGURI, NH-31, DISTRICT-BARPETA, ASSAM - 781313 PH :7002819523.
- BIJOYNAGAR**
101. PODDAR CAR WORLD (IA01-IA-01), AT/PO - BIJOYNAGAR, INDIAN OIL PETROL PUMP, KAMRUP DIST., BIJOYNAGAR - 781125 PH :9864209733.
- BISWANATH CHAIRALI**
102. RAMLAL DURGADUTT MOTORS (BXI1-BXI-01), DAG NO- 7,8,9 PERIODIC PATT A NO - 24, REVENUE VILLAGE, BRAHMAPUTRA CHAPORI, MOUZA - BAGHMORA - 784176 PH :8724087940.
- BONGAIGAON**
103. BHARATI MOTORS PVT. LTD. (7N01-7N-01), CHAPAGURI ROAD, BONGAIGAON - 7833830 PH :7002350887/9864427537.
- CHAMATA**

104. PALLAVI MOTORS PVT LTD (CEI1-CEI-01), DAG NO.1137, PATT A NO.376, MOUZA – DAHRAMAPUR, CHAMATA DISTT. NALBARI, ASSAM - 781306 PH :9864052488.
- DHEKIAJULI**
105. RAMLAL DURGADUTT MOTORS PVT LTD (BRX1-BRX-01), DAG NO.242, K.P. PATT A NO.88, VILLAGE-BHAKUAMARI, MOUZA-BORCHOLA, BESIDES-NH15, DHEKIAJULI, DISTT. SONITPUR, ASSAM. - 784110 PH :9706568722.
- DHEMAJI**
106. SAKIA AUTO PVT. LTD. (7P01-JD-02), NALANIPAM KONCH GAON, NH-52, DHEMAJI (ASSAM) - 787057 PH :8638725209.
- DIBRUGARH**
107. JAYBEE AUTO AGENCIES PVT. LTD. (C101-C1-01), CHIRING CHAPARI, T.R. PHUKAN ROAD, P.O. DIBRUGARH (ASSAM) - 786001 PH :9954799273.
108. BIMAL AUTO AGENCY (C102-C1-01), DAG NO. 104, GHARBANDICHUK JARUA GAON, MOUZA - MANKHATTA KANIKAR, DIST.-DIBRUGARH, ASSAM. - 786004 PH :9864074525, 7003901301.
- DIGBOI**
109. VISHAL CAR WORLD PVT LTD (BYD1-BYD-01), BORBIL NO. 1, NEAR LIONS CLUB, NH-38, P.O. – DIGBOI, DISTRICT – TINSUKIA , ASSAM. - 786171 PH :9435860000..
- DIPHU**
110. RD MOTORS (1P01-1P-01), MANJA ROAD, DILLAJI, DIPHU, KARBI ANGLONG, ASSAM - - 782460 PH :9707556868.
- DULIAJAN**
111. JAYBEE AUTO AGENCIES PVT. LTD. (ADA1-ADA-01), JAYBEE AUTO AGENCIES, TIPLING TINIALI, DULIAJAN DIST. DIBRUGARH - 786602 PH :7002722358.
- GOALPARA**
112. BHARATI MOTORS PVT. LTD. (YN01-YN-01), PO: KALYANPUR, VILLAGE: SOLMARI, P/S: AGIA, NH: 37, DISTRICT: GOALPARA, ASSAM - 781301 PH :9101940372.
- GORAIMARI**

DEALER WORKSHOP (AS ON 31.03.2022)

113. BAJRANG CAR WORLD (A UNIT OF MAA VAISHNAVI AUTOMOTIVE PVT. LTD.) (GMB1-GMB-01), DAG NO- 3, KP PATTA NO - 11, VILLAGE- CHALABASTI, MOUZA- GORAIMARI - 783390
PH :7002279100.

GUWAHATI

114. BIMAL AUTO AGENCY (0901-09-01), JHALUKBARI, GUWAHATI. - 781014
PH :9864074525.
115. PALLAVI MOTORS PVT LTD (0902-09-01), DAG NO. 182,NEXT TO DEPTT. OF FAMILY WELFARE,SIX MILE. KHANAPARA G.S. ROAD, GUWAHATI - 781022
PH :9864210937.
116. PODDAR CAR WORLD PVT LTD (0904-09-01), HENGRABARI ,VIP ROAD,GUWAHATI - 781036
PH :9508746340.
117. BIMAL AUTO AGENCY (0903-09-01), CHANDMARI, BAMUNI MAIDAN, OPP SBI NEW GUWAHATI BRANCH, GUWAHATI - 781021
PH :9864489722.
118. BIMAL AUTO AGENCY (0901-09-02), BEHARBARI,BEHIND DHOOM RESTAURANT, NH-37,GUWAHATI - 781028
PH :9864040406.
119. PODDAR CAR WORLD (0905-09-01), NH-37, NEAR. GORCHUK CHAIRALI, GUWAHATI (ASSAM). - 781029
PH :7002929414.
120. BIMAL AUTO AGENCY (0903-09-03), BESIDE NRL PETROL PUMP, RGB ROAD, ZOO ROAD, GUWAHATI, ASSAM - 781005
PH :7578005159.
121. MITTAL AUTOZONE (0908-09-01), NH-37, BELTOLA, NEAR HANUMAN KANTA, GUWAHATI - 781028
PH :9864296666.
122. PALLAVI MOTORS PVT LTD (0902-09-02), DAG NO. 2201, PATTA NO. 237, VILLAGE – JYOTIKUCHI, MOUZA – BELTOLA, AK AZAD ROAD, GUWAHATI, DISTRICT – KAMRUP, ASSAM. - 781034
PH :9864052488.

HOJAI

123. RAMLAL DURGADUTT MOTORS PVT LTD (ARA1-ARA-01), KHATIYAN NO.: 312/3F, HOJAI MAIN ROAD, NEAR UCO BANK, SHANKARDEVNAGAR, HOJAI, DISTRICT – NAGAON , ASSAM - 782435
PH :7002680534.

HOWLY

124. PODDAR CARWORLD (GKW1-GKW-01), PATTA NO. 601, DAG NO. 1567, HOWLI TOWN, MOUZA GHILAJARI, DISTT BARBETA, ASSAM - 781316
PH :8085957586.

JAGI ROAD

125. RAMLAL DURGADUTT MOTORS PVT LTD (7J01-RB-02), JAGIROAD,MORIGAON,NALAOW,ASSAM - 782410
PH :9365884355.

JORHAT

126. RAMLAL DURGADUTT MOTORS PVT LTD (G902-G9-01), DAG NO. 7 & 8 OF P.P NO. 33, DAG O. 9 OF P.P NO. 61, DAG NO. 382 OF P.P NO. 206, VILLAGE - PAKIMURI HABIGAON, MOUZA - SARAIBAHAL, JORHAT. - 785006
PH :7002099547.

KARIMGANJ

127. JAIN UDYOG (6901-1S-04), STEAMER GHAT ROAD, KARIMGANJ, ASSAM - 788710
PH :9435179025.

KHATKHATI

128. PODDAR CAR WORLD PVT. LTD. (CAZ1-CAZ-01), NEAR TELEPHONE EXCHANGE, NH-39, KHATKHATI, DISTRICT – KARBI ANGLONG . - 782460
PH :6000900381.

LANKA

129. RD MOTORS (SDD1-SDD-01), DAG NO 95 OF PP NO 59, DAG NO 96 OF PP NO 26 & DAG NO 418 OF PP NO 73 KISAM LAKHIMPUR , MOUZA - LANKA, DIST - HOJAI , ASSAM. - 782442
PH :9707556868.

MANGALDOI

130. PODDAR CAR WORLD (YW01-YW-01), PUNIA, NH-52, MANGALDOI, DISTT. DARRANG - 784115
PH :9706970132.

MARGHERITA

131. VISHAL CAR WORLD PVT LTD (YR01-YR-01), MARGERITA TOWN, BEHIND IOCL PETROL PUMP, NH-38, MARGHERITA, ASSAM - 786181
PH :9435860000.

MORIGAON

132. RAMLAL DURGADUTT MOTORS PVT LTD (RB01-RB-01), DAG NO. 423 OF PP NO. 221, KISSAM BACHNAGHAT, MORIGAON, ASSAM. - 782105
PH :7002239592.

NAGAON

133. RAMLAL DURGADUTT MOTORS PVT LTD (7J01-7J-01), KHUTIKHATIA, HAIBARGON, NAGAON - 782002
PH :9706007918.

134. BAJRANG CAR WORLD (A UNIT OF MAA VAISHNAVI AUTOMOTIVE PVT. LTD.) (7J03-7J-01), DAG NO. 255, 1508(NY)254(O), 1509(NY)257(O) AND 291, PATTA NO. 506(NY)15(O), 507(NY)15(O), 507(NY)97(O) AND 98, VILLAGE - DEODHAR, MOUZA - PAKHIMORIA, DIST.-NAGAON. - 782002
PH :9435060474/9864191169.

135. RAMLAL DURGADUTT MOTORS (7J01-7J-03), PAKHIMURIA, NEAR BHUGDOI DHABA, NAGAON, ASSAM - 782003
PH :9706007918.

NAHARKATIYA

136. JAYBEE AUTO AGENCIES PVT. LTD. (C101-CJ1-03), NAHARKATIYA TOWN PART NO. 4, MOUZA – JAYPORE, NEAR ST. MARY'S SCHOOL, DISTRICT – DIBRUGARH, ASSAM . - 786610
PH :7002722358.

NALBARI

137. BIMAL AUTO AGENCY (9201-92-01), CHOWKBAZAR, NALBARI HAJO ROAD, NALBARI DIST. NALBARI - 781335
PH :7576842484.

NORTH LAKHIMPUR

138. SAIKIA AUTO PVT. LTD. (7P01-7P-01), HATILUNG, NH-52 ROAD, NORTH LAKHIMPUR, ASSAM - 787031
PH :8473946336.

139. SAIKIA AUTO PVT. LTD. (7P01-7P-03), KHELMATI, WARD NO. 14, NH -52, NORTH LAKHIMPUR, ASSAM - 787001
PH :7002571073.

PATHSALA

140. PODDAR CAR WORLD PVT. LTD (CLD1-CLD-01), DAG NO. 451, PATTA NO. 151 KMP, PATHSALA, DIST.-BARPETA, ASSAM. - 781325
PH :6000900256.

RAJGARH

141. JAYBEE AUTO AGENCIES PVT. LTD. (CU1-CUJ-01), DAG NO.182, PP NO.140 OF 2 NO. BHAGATIA GAON, LAT NO.11, RAJGARH, MOUZA-TINKHONG, DISTT. DIBRUGARH, ASSAM - 786611
PH :9954799273.

RANGIA

142. PODDAR CAR WORLD PVT. LTD. (6X01-6X-01), RANGIA TOWN, WARD NO. 5, SHANTIPUR, BHUTAN ROAD, NEAR POLYCLINIC HOSPITAL, RANGIA DISTT. KAMRUP (ASSAM) - 781354
PH :8724877892.

SHIBSAGAR

143. RAMLAL DURGADUTT MOTORS (G902-L9-02), RANGHAR CHARIALI, DHAPROTA, AT ROAD, OPPOSITE RANGHAR, SHIVASAGAR - 785640
PH :7002099547.

SILCHAR

144. JAIN UDYOG (6901-J2-02), KAUSHAL COMPLEX, SONAI ROAD, SILCHAR, ASSAM - 788006
PH :9706002524.

TANGLA

145. BIMAL AUTO AGENCY (CHO1-CHO-01), DAG NO.:121, PATTA NO.101/320, VILLAGE BULLARPARA, MOUZA TANGLA. - 784521
PH :9954387619.

TEZPUR

146. RAMLAL DURGADUTT MOTORS PVT LTD (T102-T1-01), NEAR DON BASCO SCHOOL, P.O. NIKAMULSATRA, TEZPUR, ASSAM - 784154
PH :8724087940.

147. RAMLAL DURGADUTT MOTORS PVT LTD (T102-T1-02), GORAIMARI, VILLAGE - SOLGAON, TEZPUR, ASSAM. - 784001
PH :9836036157.

TINSUKIA

148. VISHAL CAR WORLD PVT LTD (J401-J4-01), LAIPULY, A.T. ROAD, TINSUKIA, DIST - TINSUKIA, ASSAM - 786183
PH :9435860000.

BIHAR

ARARIA

149. SEEMANCHAL MOTORS PVT. LTD. (O701-O7-01), NEAR BUS STAND, JAGDISH RICE MILL COMPOUND, HOSPITAL ROAD, FORBESGANJ, DISTT. ARRARIA, BIHAR - 854318
PH :8797096013.

ARRAH

150. PEARL CARS (VU01-VU-01), (A UNIT OF VINDHYAVASINI AUTOMOBILES PVT. LTD.), DHANUPRA, NEAR GANPAT CHOUDHARY DWAR, NH-30, ARRAH (BIHAR) - 802301
PH :8294634604.

BANKA

151. SEEMANCHAL MOTORS PVT. LTD. (CEQ1-CEQ-01), KHATA NO. 134, KHESRA NO. 118, BEHIND MARUTI SHOWROOM, STATION ROAD, BANKA, BIHAR - 813101
PH :8797096020.

BEGUSARAI

152. GS MOTORS PVT. LTD. (1U01-1U-01), HARHAR MAHADEV CHOWK, NH 31, BEGUSARAI, BIHAR - 851101
PH :9204756206.

DEALER WORKSHOP (AS ON 31.03.2022)

BETTIAH

153. SHREE GOPAL AUTO PVT. LTD. (O401-O4-01),
BEETIAH - MOTIHARI HIGHWAY , NH-28 B, NEAR
MACHALI LOK, BEETIAH (BIHAR). - 845438
PH :9771486183.

BHAGALPUR

154. SEEMANCHAL MOTORS PVT. LTD. (G802-G8-01),
BAUSI ROAD, ALIGANJ, NEAR SAINT TRESA
SCHOOL, ALIGANJ, BHAGALPUR. - 812005
PH :8797096020.

BIHARSHARIF

155. REESHAV AUTOMOBILES (MG01-TG-03), PATNA
RANCHI ROAD, NR GAGAN DIWAN SOGARA
SCHOOL, THANA-LAHERI MURARPUR,
BIHARSHARIF, DISTRICT-NALANDA, BIHAR -
803101
PH :9263632175.

BUXAR

156. PEARL CARS (VV01-VV-01), C/O DEVDTHRHA
UPPDHYA, SYNDICATE, BYE PASS ROAD,
BUXAR - 802101
PH :8294634605/8294634602.

CHAKIA

157. RAM KRISHNA MOTORS PVT. LTD.
(CWA1-CWA-01), OJHA TOLA, NEW BYPASS,
CHAKIA-845412, PURVI CHAMPARAN DISTT.,
BIHAR - 845412
PH :9801773716.

CHAPRA

158. REESHAV AUTOMOBILES (MG01-TH-02), 146,
PLOT NO. 381, VILLAGE RAUJA, CHAPRA PATNA
ROAD, NEAR BHIKHARI CHOWK, CHAPRA, BIHAR
- 841301
PH :7061295296.

DANAPUR

159. ALANKAR AUTO SALES & SERVICE PVT LTD
(1504-NN-02), ADJASCENT ARYA SAMAJ
MANDIR, NEAR SAGUNA MORE, DANAPUR, -
800018
PH :9386898458.

DANAPUR, PATNA

160. ALANKAR AUTO SALES & SERVICE PVT LTD
(1504-NN-05), TOUZI NO. 5057, THANA NO. 35,
MOUZA - BABAKKARPUR, DANAPUR, PATNA. -
801503
PH :9334415434.

DARBHANGA

161. RAJKRISHNA MOTORS LLP (1V02-1V-01), KHATA
NO.61936, RAUSHAN CHOWK, BAJITPUR, B.M.P.
-13, ROAD, DARBHANGA, BIHAR - 846009
PH :7004529271.

162. RAJKRISHNA MOTORS LLP (1V02-1V-02), VIP
ROAD, ALLALPATTI, DARBHANGA (BIHAR) -
846003
PH :9693127351.

DEHRI ON SONE

163. PEARL CARS (1X01-MK-02), MOUZA - KHASRA,
KHATA NO. 141, PLOT NO. 186, SAAT KATDA
THANA - DEHRI-ONE-SONE, DIST.-ROHTAS,
BIHAR. - 821307
PH :8294634602.

GAYA

164. KARLO AUTOMOBILES PVT LTD (Y601-Y6-01),
BODH GAYA, GAYA. - 824231
PH :7004574631/8539063615.
165. DMC CARS (A UNIT OF DHANRAAJ AGENCIES
PVT LTD (Y602-Y6-01), DHANRAAJ AGENCIES
PRIVATE LIMITED, MARUTI SUZUKI ARENA
SHOWROOM, OPPOSITE AIRPORT RUNWAY,
GAYA-DOBHI ROAD, GAYA, PIN 823004 - 823004
PH :9031011806/9900024001.

GOPALGANJ

166. SHREE GOPAL AUTO PVT. LTD. (O301-O3-01),
NH-28, DANAPUR,
TEHSIL-MANJAGARH,GOPALGANJ (BIHAR) -
800023
PH :9771486170/9771486139.

HAJIPUR

167. REESHAV AUTOMOBILES (MG01-MG-01), KHATA
617 & KHASHRA 354/1605, NEAR RELIANCE
PETROL PUMP, M G SETU ROAD, HAJIPUR (
VAISHALI). - 844101
PH :9060945038.

KATIHAR

168. SEEMANCHAL MOTORS PVT. LTD. (O601-O6-01),
NEAR SBP VIDIYA VIHAR SCHOOL, SIRSA,
KATIHAR PURNEA ROAD, KATIHAR - 854105
PH :7762893700.

KISHANGANJ

169. SEEMANCHAL MOTORS PVT. LTD. (PX01-PX-01),
PASCHIM PALI ROAD, COLLEGE ROAD,
THANA:KNE, WARD NO.1, KISHANGANJ (BIHAR). -
855101
PH :8797096019.

LAKHISARAI

170. GS MOTORS PVT. LTD. (CHU1-CHU-01), TAUZI
NO. 39, KHATA NO. 3, KHESRA NO. 496, MOUZA -
JAINAGAR, ANCHAL - LAKHISARAI, DIST.
-LAKHISARAI, BIHAR. - 811311
PH :9204756206.

MADHUBANI

171. RAJKRISHNA MOTORS LLP (CAJ2-CAJ-01),
BHOWRA TOLA, BARDIBAN, MADHUBANI, BIHAR
- 847211
PH :93044481978
9693127351.

MOHANIA

172. PEARL CARS (VW01-VW-01), MOHANIA-BUXAR
ROAD ,SH-14,MOHANIA - 821109
PH :8294634632/8294634649.

MOTIHARI

173. RAJIV AUTOMOBILES PVT LTD (T401-FH-03),
NEAR CHHATAUNI CHOWK, BESIDE NH 28 A,
MOTIHARI TOWN , BIHAR - 845401
PH :9234609669.

MUZAFFARPUR

174. RAJIV AUTOMOBILES PVT LTD (T401-T4-01),
RAMDAYALU NAGAR, PATNA HAZIPUR ROAD,
MUZAFFARPUR, BIHAR - 842002
PH :9910347908.
175. RAM KRISHNA MOTORS PRIVATE LTD.
(T402-T4-01), KRISHNA TALKIES CAMPUS,
AKHARAGHAT ROAD, MUZAFFARPUR, BIHAR. -
842001
PH :9102173333.
176. RAJIV AUTOMOBILES PVT LTD (T401-T4-04),
KHABRA POKHAR LANE NO -1, PANCHAYAT
-KHABRA, CITY- MUZAFFARPUR - 843146
PH :9234609671.

NAUGACHIA

177. SEEMANCHAL MOTORS PVT. LTD.
(CFS1-CFS-01), NEAR GAYATRI PLY ROOM,
NH-31, NAUGACHIA MARKET, NAUGACHIA,
DISTRICT – BHAGALPUR, BIHAR. - 853204
PH :8797096014, 8797096020.

NAWADA

178. REESHAV AUTOMOBILES (MG01-TJ-04), 191 &
400, KHSARA NO. 3105 & 3102, NEAR DM'S
OFFICE, PATNA-RANCHI MAIN ROAD, NAWADA,
BIHAR - 805110
PH :6206162228.

PATNA

179. VAU'S AUTOMOBILE (1503-15-01), BESIDES
GODAVARI APPARTMENT, ASHIANA ROAD,
PATNA. - 800014
PH :9771446012.
180. KARLO AUTOMOBILES PVT LTD (1502-15-04),
NEAR BATA GUNJ, DINGA PATNA, BIHAR. -
800013
PH :09304212119/7004573547.
181. ALANKAR AUTO SALES & SERVICE PVT LTD
(1504-15-03), PLOT NO.118-119, BEHIND DURGA
MARINE DRIVE APARTMENTS, DUJRA DEVI
STHAN, ASHOK RAJPATH, PATNA - 800001
PH :9934020200.

182. REESHAV AUTOMOBILES PVT.LTD. (1506-15-01),
PLOT NO.25/1581 KHATA NO.494, MOUZA
KUMHRAR, PARGANA AZEEMABAD,
KANKARBAGH, PATNA. - 800004
PH :7632995356.

183. KARLO AUTOMOBILES PVT LTD (1502-15-05),
JAGDEOPATH , NEAR SAI CORPORATE PARK,
PATNA - 801506
PH :9264190675.

184. ALANKAR (1504-15-06), ALANKAR COMPOUND,
BESIDE ALANKAR SUN CITY, SANDALPUR,
KUMHRAR, PATNA – 800006 - 800006
PH :9304403916.

PURNEA

185. SEEMANCHAL MOTORS PVT. LTD. (6V01-6V-01),
NH-31, NEAR MARKETING YARD, GULAB BAGH,
PURNEA (BIHAR) - 854326
PH :8797096014.

SAHARSA

186. GS MOTORS PVT. LTD. (AAP1-AAP-02),
PATUAHA, NH 107 SAHARSA,BIHAR - 852201
PH :9263638456.

SAMASTIPUR

187. RAJKRISHNA MOTORS LLP (1W02-1W-01),
KHESRA NO. 3190-95, KHATA NO. 76, HERPUR
ALLOTH, SAMASTIPUR, BIHAR. - 848101
PH :9204552405.

SASARAM

188. PEARL CARS (1X01-1X-01), PLOT NO.7, 9 & 11,
NH-2 MORE SARAI, SASARAM (BIHAR) - 821115
PH :8294634602/8294634649.

SITAMARHI

189. RAJIV AUTOMOBILES PVT. LTD. (EO01-EO-01),
DUMRA ROAD, SHANTI NAGAR, SITAMARHI. -
843301
PH :9234609671
7280074124.

SIWAN

190. SHREE GOPAL AUTO PVT. LTD. (O501-O5-01),
CHAPRA ROAD, NEAR CHAPDHALA, NH 85,
SIWAN - 841236
PH :9771486132.

CHANDIGARH

CHANDIGARH

191. MODERN AUTOMOBILES (0702-07-01), 4 M.W.
INDL AREA, CHANDIGARH - 160002
PH :9646000190.
192. AUTOPACE NETWORK PVT LTD (0705-07-01),
PLOT #112-113, INDUSTRIAL AREA, PHASE-1,
CHANDIGARH - 160002
PH :9878422201.

DEALER WORKSHOP (AS ON 31.03.2022)

193. TRICITY AUTOS (9M01-07-02), PLOT NO 29/6, INDUSTRIAL AREA PHASE-2, CHANDIGARH - 160002
PH :9988882335.
194. NAVDESH AUTO LLP (0708-07-01), PLOT NO. 42, INDUSTRIAL AREA PHASE-1, CHANDIGARH. - 160002
PH :7087035482.

CHHATTIGARH

PENDRA

195. M SQAURE (SCZ1-SCZ-01). – M SQUARE MOTORS, NEAR SEMRA CLOCK MAIN ROAD, PENDRA,GOURELA PENDRA MARWAHI-495119 - 495119
PH :7987590484.

CHHATTISGARH

AMBIKAPUR

196. MAHAMAYA AUTOCARS PVT LTD (AE01-AE-01), MANEDRAGARH ROAD, AMBIKAPUR, CHATTISGARH. - 497001
PH :7987741432.

BAGBAHARA

197. HDN MOTORS (SEB1-SEB-01), M/S HDN MOTORS, BESIDE R.N RICE MILL, NEW MAHAVEER COMPLEX, MAHASAMUND ROAD, BAGBAHARA - 493449
PH :7909800004.

BAIKUNTHPUR

198. MAHAMAYA AUTOCARS PVT LTD (CQU1-CQU-01), WARD NO.01, KHATA NO.91/6, TEHSIL - BAIKUNTHPUR, DISTT. - KORIYA, CHATTISGARH - 497335
PH :9179350707.

BALODA BAZAR

199. SKY AUTOMOBILES (5001-GJ-04), AMBEDKAR CHOWK, RAIPUR ROAD, BALODA BAZAAR, CHATTISGARH. - 493332
PH :9893307429.

BEMETRA

200. CHOUHAN AUTOMOBILES LLP (CBC2-CBC-01), KHASRA NO. 88/2, CHOUHAN AUTOMOBILE LLP, KAWARDHA ROAD, NAVGHAD CHOWK, BEMTARA CHATTISGARH - 491335
PH :6262000222.

BHATAPARA

201. SPARSH AUTOMOBILES (BBJ1-BBJ-01), RAIPUR ROAD, BHATAPARA (CHATTISGARH) - 493118
PH :8921326361/ 9285505780.

BHILAI

202. CHOUHAN AUTOMOBILES LLP (8305-83-01), PLOT NO.1 & 34, SHIVNATH COMPLEX, BEHIND CHOUHAN ESTATE, G.E. ROAD, SUPELA, BHILAI. - 490023
PH :9111100140.
203. SPARSH AUTOMOBILES PVT LTD (8304-83-01), R-17, INDUSTRIAL AREA, NANDNI ROAD, CHHAWANI CHOWK, BHILAI, CHHATTISGARH - 490026
PH :8779064848.
204. CHOUHAN AUTOMOBILES LLP (8305-83-02), NH-6, DURG BYPASS ROAD, KHASRA NO.1/14, 1/23, 1/192, VILLAGE-KATULBOD, BHILAI, TEHSIL & DISTT. DURG, BHILAI, CHHATTISGARH - 491001
PH :6262000222.

BHILLAI

205. SPARSH AUTOMOBILES (8304-83-022), M/S. SPARSH AUTO,VEERSAVARKAR MARKET, G.E ROAD, SUPELA,BHILLAI-490023 - 490023
PH :9926626662.

BILASPUR

206. SATYA AUTO PVT LTD (C303-C3-01), SECTOR C, PLOT NO. 42, SIRGITTI INDUSTRIAL AREA, BILASPUR, CHATTISGARH - 495001
PH :9109194833.
207. SATYA AUTO PVT LTD (C303-C3-02), PLOT NO. 848/20, 848/26, 848/40, MOPKA BYPASS ROAD, BILASPUR, CHHATTISGARH. - 495006
PH :9977879696.
208. M SQUARE MOTORS (A UNIT OF MAHAVIR MOTORCORP PRIVATE LIMITED) (C302-C3-01), KHASRA NO. 420 AND 414/1, NEAR RELIANCE PETROLEUM PUMP, BESIDES TRANSPORT NAGAR GATE, RAIPUR ROAD, PARSADA, BILASPUR. - 495223
PH :6262622560.

DHAMTARI

209. SKY AUTOMOBILES (7V01-7V-01), KASRA NO.238/2, SEHARA DABRI, RAIPUR ROAD, DHAMTARI-493773 CHATTISGARH - 492009
PH :8889998612.

DURG

210. SPARSH AUTOMOBILES PVT LTD (7W03-7W-01), OPP. JAINAM PLACE, BEFORE PULGAON CHOWK, PULGAON NAKA, DURG, CHHATTISGARH - 491001
PH :9840437544.

GARIYABANDH

211. SPARSH AUTOMOBILES (CCH1-CCH-01), NEAR HP PETROL PUMP, RAIPUR ROAD, GARIYABAND, CHHATTISGARH. - 756032
PH :9669638883.

JAGDALPUR

212. SKY AUTOMOBILES (EC01-EC-01), GEEDAM ROAD, JAGDALPUR, CHATTISGARH. - 494001
PH :9109996511.

JANJGIR

213. SATYA AUTO PVT LTD (9N02-9N-01), NEAR KHOKSHA RAILWAY CROSSING, CHAMPA ROAD, NH-200, JANJGIR - 495668
PH :7747000446.

KANKER

214. SKY AUTOMOBILES (5001-KG-06), RAZA NAGAR, SINGARBHAT, NH-30, KANKER, DISTRICT – KANKER, CHHATTISGARH - 494334
PH :8889998625.

KAWARDHA

215. CHOUHAN AUTOMOBILES LLP (DI02-DI-01), KHASRA NO. 100/6, TALPUR BILASPUR ROAD, KAWARDHA, CHHATTISGARH. - 491 995
PH :6262000222.

KHAIRAGARH

216. SPARSH AUTOMOBILES PVT LTD (GMG1-GMG-01), KHAIRAGARH -JHALBANDHA ROAD,AMLIPARA, OPP - BIJALI OFFICE, KHAIRAGARH -491881 - 491881
PH :9926626662.

KHARSIA

217. SATYA AUTO (SET1-SET-01), M/S SATYA AUTO , BESIDE GOVT HIGH SCHOOL, RANISAGAR, KHARSIA, DISTRICT: RAIGARH, CHHATTISGARH - 496661
PH :9993092051.

KONDAGAON

218. SKY AUTO (SDF1-SDF-01), – M/S SKY AUTO, NH-90 RAIPUR ROAD, NEAR INDIAN OIL PETROL PUMP, KONDAGAON, CHHATTISGARH - 494226
PH :9425204051.

KORBA

219. SATYA AUTO PVT LTD (U702-U7-01), SHED NO. 1, INDUSTRIAL AREA, KORBA - 495681
PH :8462000861.

MAHASAMUND

220. SPARSH AUTOMOBILES (5002-9P-02), BARONDA CHOWNK, BAGBAHRA ROAD, MAHASAMUND. - ??
PH :9926280700.

MANENDRAGARH

221. MAHAMAYA AUTOCARS PVT LTD (AE01-BCE-02), WARD NO.21, NH-43, AMBIKAPUR ROAD, NEAR HP PETROL PUMP, MANENDRAGARH, DISTT. KORIYA - 497442
PH :9584136234.

MUNGELI

222. SATYA AUTO PVT LTD (BLE2-BLE-01), KHASRA NO. 270/2, BILASPUR ROAD, MUNGELI, CHHATTISGARH - 861468
PH :8462000844.

PATHALGAON

223. MAHAMAYA AUTOCARS PVT LTD (BX01-BX0-01), KHASRA NO. 567/2, PHATALGAON, DISTRICT – JASPUR, CHHATTISGARH. - 496118
PH :9752195523.

PITHORA

224. SPARSH AUTOMOBILES (CCG1-CCG-01), PLOT NO. 284/1, RAMSAGAR PARA, RAIPUR ROAD, PITHORA, CHHATTISGARH. - 761008
PH :9926280700.

RAIGARH

225. SATYA AUTO PVT LTD (7Y03-7Y-01), JINDAL ROAD, RAIGARH - 496001
PH :7024398350.

RAIPUR

226. SKY AUTOMOBILES (5001-50-01), G.E.ROAD, MOHABA BAZAR, RAIPUR. - 492010
PH :9584433102.
227. SKY AUTOMOBILES (5001-50-02), K.K. ROAD, MOUDHAPARA, RAIPUR. - 492001
PH :9584460290.
228. SPARSH AUTOMOBILES (5002-50-01), PACHPADI NAKA, OPP. DUTTA DRY CLEANER, DHAMKARI, JAGDALPUR ROAD, RAIPUR. - 492001
PH :9669792000.
229. SKY AUTOMOBILES (5001-50-05), NEAR R.K. MALL, KOTA ROAD, RAIPUR - 492001
PH :9893000161.
230. SKY AUTOMOBILES (5003-50-01), AVANTIVIHAR ROAD, TELEBANDHA, RAIPUR (C.G) - 492006
PH :9522314155.
231. SPARSH AUTOMOBILES (5002-50-04), OPP. UNION BANK, MAIN ROAD, PANDRI, RAIPUR - 492004
PH :9009666400.
232. SPARSH AUTOMOBILES (5002-50-05), PLOT - 31, INDUSTRIAL ESTATE, OPP MAHESH COLD STORAGE, BHANPURI, RAIPUR - ??
PH :9977220395.
233. SKY AUTOMOBILES (5001-50-07), ADJOINING WALLFORT CITY, BHATGAON, RING ROAD NO. 2, RAIPUR, CHHATTISGARH. - 492013
PH :9584460289.
234. HDN MOTORS PVT. LTD. (5005-50-01), BESIDES BHARAT BENZ SHOWROOM, DURG-BHILAI ROAD, TATIBANDH, RAIPUR, CHHATTISGARH. - 492001
PH :7909800093.

DEALER WORKSHOP (AS ON 31.03.2022)

235. VISHWABHARTI AUTOMOBILES PRIVATE LIMITED (5004-50-01), VIDHAN SABHA ROAD, MOWA, RAIPUR DISTT. CHHATTISGARH - 492005
PH :6262620057.

RAJIM

236. SPARSH AUTOMOBILES (5002-MO-03), RAIPUR ROAD, NEAR AMMANI PETROL PUMP, NAYAPARA, RAJIM. - 493881
PH :966963883.

RAJNANDGAON

237. SPARSH AUTOMOBILES PVT LTD (LQ02-LQ-01), NEAR HANUMAN TEMPLE, VILL-MANKI, NH-6, RAJNANDGAON, CHHATTISGARH - 491441
PH :7887518100.

SARAIAPALI

238. SKY AUTOMOBILES PVT. LTD. (BUF1-BUF-01), KHASRA NO.482/5 AND 482/6, RAIPUR ROAD, SARAIAPALI, DIST-MASAMUND, SARAIAPALI - 493558
PH :7000723259.

SARANGARH

239. SATYA AUTO PVT LTD (BUC2-BUC-01), KASRA NO. 71/4, 73/2, 74/2, 75/1 AND 76/2, SARANGARH BIKAS KHAND, SARANGARH, DISTT. RAIGARH. - 733751
PH :9425204051.

TILDA

240. SKY AUTOMOBILES (CWR1-CWR-01), KASRA NO. 29/31, TILDA, DIST.-RAIPUR, CHHATTISGARH. - 493 114
PH :9425204051.

**DADRA AND NAGAR HAVELI
SILVASSA**

241. KATARIA AUTOMOBILES PVT. LTD. (ED01-ED-01), NEAR ATHAL CHAR RASTA,DADAR & NAGAR HAVELI, SILVASSA - 396230
PH :9723816223.

DAMAN AND DIU

DAMAN

242. KATARIA AUTOMOBILES PVT. LTD. (0104-98-08), NEAR AKASWANI CENTER, RINGANWADA, NANI DAMAN , DAMAN UNION TERRITORY - 396210
PH :9924130655.

DELHI

DELHI

243. SAYA AUTOMOBILES PVT. LTD. (0808-08-03), A 21-22, G.T.KARNAL ROAD, NEW DELHI - 110033
PH :47088888.

244. BAGGA LINK MOTORS PVT LTD. (0811-08-01), 395 PATPAR GANJ INDL AREA,PATPARGANJ,NEW DELHI - 110092
PH :46488830, 46488831.

245. BAGGA LINK MOTORS PVT LTD. (0811-08-02), LINK ROAD,(NEAR BAGGA PETROL PUMP),KAROL BAGH,NEW DELHI - 110005
PH :23524646, 23522626.

246. DD MOTORS (A DIVISION OF D.D. PREM PVT.LTD.) (08F1-08-01), A-100 MAYAPURI,PHASE-II,NEW DELHI - 110064
PH :41845000, 49305232.

247. COMPETENT AUTOMOBILES CO. LTD. (0806-08-03), PLOT NO.3,GAZIPUR,DELHI, - 110096
PH :45300000.

248. T.R. SAWHNEY MOTORS PVT LTD (0819-08-01), 33 & 34, HARICHAND MELARAM COMPLEX, EAST GOKULPUR, WAZIRABAD ROAD, DELHI - 110094
PH :71115333.

249. RANA MOTORS PVT LTD (08A1-08-02), C-47,OKHLA INDUSTRIAL AREA,PHASE-II,NEW DELHI - 110020
PH :41707777.

250. T.R. SAWHNEY MOTORS PVT LTD (0819-08-02), B-6 INDUSTRIAL AREA, PHASE I, OPP SECTOR 18, BADLI, NEW DELHI - 110042
PH :71118333.

251. DD MOTORS (A DIVISION OF D.D. PREM PVT.LTD.) (08F2-08-01), 5, WAZIRPUR,INDUSTRIAL AREA,ADJACENT TO WAZIRPUR DEPOT,RING ROAD, NEW DELHI - 110034
PH :27153996-99, 27151466-67.

252. ROHAN MOTORS LTD. (0886-08-01), F-9/B-1, MOHAN COOPERATIVE INDUSTRIAL ESTATE, MATHURA ROAD, DELHI - 110044
PH :40567900, 41679252-259.

253. MAGIC AUTO PVT. LTD. (0888-08-01), A-93,PHASE-2,MAYAPURI INDL AREA,DELHI - 110064
PH :41847777.

254. DD MOTORS (A DIVISION OF D.D. PREM PVT.LTD.) (08F3-08-01), A-1 UDYOG VIHAR,NEW ROHTAK ROAD,PEERAGARHI,DELHI - 110041
PH :25963535, 48616500.

255. T.R. SAWHNEY MOTORS PVT LTD (0819-08-04), PLOT NO.-508, FUNCTIONAL INDUSTRIAL ESTATE, PATPARGANJ - 110092
PH :9873851333.

256. MAGIC AUTO PVT. LTD. (08B7-08-01), PLOT NO. 68/3,MOTINAGAR,NEW DELHI, - 110015
PH :43777777, 43777721.

257. KRISH AUTOMOTORS PVT. LTD. (08C1-08-01), PLOT NO.9, SSI INDUSTRIAL ESTATE, GT KARNAL ROAD, NEW DELHI. - 110063
PH :43288888.

258. SAYA AUTOMOBILES (0808-08-2B), KHASRA NO.2,G.T. KARNAL ROAD,OPP. GURUDUARA HARGOVIND SINGH,SIRAS PUR BADLI,DELHI - 110033
PH :27731325, 27731856.

259. COMPETENT AUTOMOBILES CO. LTD. (0806-08-05), B-83 MAYAPURI PHASE I, NEW DELHI - 110015
PH :47268980.

260. BAGGA LINK MOTORS PVT LTD. (0811-08-03), PLOT NO.4,6,8,10 NEAR FORTIS HOSPITAL, OPPOSITE NIRULAS, BABA POTERY COMPOUND, ARUNA ASAF ALI ROAD, VASANT KUNJ, NEW DELHI - 110070
PH :45688888, 45688811.

261. RANA MOTORS PVT LTD (08A1-08-04), B-6/6, OKHLA INDUSTRIAL AREA PHASE-II, NEW DELHI - 110020
PH :40877777, 26389930.

262. COMPETENT AUTOMOBILES CO. LTD. (0806-08-06), 14, SHIVAJI MARG, NAGAFGARH ROAD, NEW DELHI - 110 015
PH :8377007980/81/02.

263. PREM MOTORS PVT. LTD. (08D4-08-01), KH. NO.804/2,MAHIPALPUR MATA CHOWK, DELHI - 110037
PH :42390000.

264. AAA VEHICLEADES PVT. LTD. (08B9-08-03), VILLAGE GHEVRA, KHASRA NO.87/3, 87/8 & 87/13/1, DELHI-ROHTAK ROAD, METRO PILLAR NO.616, MUNDKA, NEW DELHI - 110041
PH :66118888.

265. RANA MOTORS PVT LTD (08A1-08-05), A-8, RAJASTHANI UDYOG NAGAR, NEAR AZADPUR FRUIT MARKET, G.T. KARNAL ROAD, OPP. METRO PILLAR NO.119, DELHI. - 110033
PH :41609999, 42474444.

266. KRISH AUTOMOTORS PVT. LTD. (08A9-08-03), A-3, WAZIRPUR INDUSTRIAL AREA, DELHI. - 110052
PH :42020000, 9910114255.

267. T.R. SAWHNEY MOTORS PVT LTD (08D2-08-01), B-19, MAYAPURI INDUSTRIAL AREA, PHASE-1, NEW DELHI. - 110064
PH :71119333, 9999049337.

268. DD MOTORS (A DIVISION OF D.D. PREM PVT.LTD.) (08F1-08-02), 9/55 KIRTI NAGAR, INDUSTRIAL AREA, NEW DELHI - 110015
PH :999903888.

269. MAGIC AUTO PVT. LTD. (08D5-08-01), PLOT NO. 449 & 450, PATPARGANJ INDUSTRIAL AREA, NEW DELHI. - 110092
PH :9818741741.

270. DD MOTORS (A DIVISION OF D.D. PREM PVT.LTD.) (08F1-08-03), 85B RANAJI ENCLAVE, NAGLI SAKRAWATI, NAJAFGARH, NEW DELHI. - 110043
PH :9999127840/9999127947.

271. DD MOTORS (A DIVISION OF D.D. PREM PVT.LTD.) (08F5-08-01), 36/22/2 AND 36/19, PANA UDHYAN, NARELA, NEW DELHI. - 110040
PH :8860637358.

272. DD MOTORS (A DIVISION OF D.D. PREM PVT.LTD.) (08F1-08-04), 32/19, MATIALA, BEHIND DELHI PUBLIC SCHOOL, SECTOR-3, DWARKA, NEW DELHI. - 110059
PH :9873173005.

273. FAIR DEAL WHEELS PVT. LTD (08E3-08-01), PLOT NO.25, KHATA KHATAUNI NO.97/98, KHASRA NO.48/17, OPP. BRAHMSHAKTI HOSPITAL, BUDH VIHAR, POOTH KALAN, MAIN KANJHAWALA ROAD, DELHI - 110086
PH :9711983801.

274. COMPETENT AUTOMOBILES CO. LTD. (0806-08-07), 23/2, MATIALA PHIRNI, POCKET C, SECTOR 3, DWARKA, DELHI. - 110059
PH :9582797774.

OKHLA, DELHI

275. AAA VEHICLEADES PVT LTD (08B4-08-01), B243, OKHLA PHASE-1, OKHLA, DELHI - 110020
PH :8448582912.

WAZIRPUR - DELHI

276. DD MOTORS (08F1-08-05), A-90, WAZIRPUR INDUSTRIAL AREA, NEW DELHI-110052 - 110052
PH :9310367233.

GOA

BICHOLIM

277. SAI SERVICE PRIVATE LIMITED (BHN1-BHN-01), CITY SURVEY NO. 46/1, MUSLIM WADDO, BICHOLIM, GOA - 403529
PH :2385500, 9881746566.

CANACONA

278. CHOWGULE INDUSTRIES PVT. LTD. (IT01-IT-01), PLOT NO.40, CANCONA INDUSTRIAL ESTATE, SHREESTAL, CANCONA, SOUTH GOA - 403702
PH :0832-2633010/8805024916.

CUNCOLIM

279. SAI SERVICE PRIVATE LIMITED (3402-AAO-06), SURVEY NO.64/7, SHOP NO.3-A-II, CANCNAMODDI, CUNCOLIM, SOUTH GOA - 403703
PH :2763062, 2763063, 9850398057.

DHARBANDORA

DEALER WORKSHOP (AS ON 31.03.2022)

280. CHOWGULE INDUSTRIES PVT. LTD.
(3408-GO-07), AT- KHANDEPAR- USGAON,
TAL-DHARBANDORA, SOUTH GOA - 403401
PH :0832-6623477/7888004357.

MAPUSA

281. SAI SERVICE PRIVATE LIMITED (3402-8Z-05),
D-2/9,MAPUSA INDUSTRIAL ESTATE,MAPUSA,
GOA, - 403507
PH :2267000, 8660432266.

282. CHOWGULE INDUSTRIES PVT. LTD.
(3408-8Z-03), PLOT NO. 19/20,THIVIM
INDUSTRIAL ESTATE,KARASWADA,
MAPUSA,GOA - 403507
PH :0832-6631666/6631608/8888817955.

MARCEL

283. SAI POINT CARS PVT. LTD. (3409-CWP-02),
SURVEY NO. 62/1, C/O IOC PETROL PUMP, SAI
NAGAR, MARCEL, GOA. - 403107
PH. 8380013499.

MARGAO

284. CHOWGULE INDUSTRIES PVT. LTD.
(3408-1Y-01), OPP.DAMODAR
TEMPLE,FATORDA,MARGOA,GOA - 403602
PH :0832-6623444/420/7796630235.

285. SAI POINT CARS PVT LTD (3409-1Y-01),
H.NO.17,WARD NO.5,SURVEY
NO.34/3,34/4,MARGAON PONDA
HIGHWAY,SONFATOR
AMBORA,CAMURLIN,SALCETE ,GOA - 403722
PH :9545454826/8380013499.

286. SAI SERVICE PRIVATE LIMITED (3402-1Y-02),
SURVEY NO. 212/4,VILLAGE - VERNA,TAL :
SALCETE ,NEXT TO AGNEL POLYTECHNIC,
MARGAO - 403718
PH :2883000, 2791195,9834398096.

287. CHOWGULE INDUSTRIES PVT. LTD.
(3408-1Y-08), PLOT NO. M-58 AND M-59, PHASE
3B, VERNA INDUSTRIAL ESTATE, MARGAO,
VERNA, SALCETE SOUTH GOA, GOA - 403722
PH :0832-6621800/9922950800.

PANAJI

288. CHOWGULE INDUSTRIES PVT. LTD.
(3408-P1-02), D.B BANDODKAR
MARG,CAMPAL,PANAJI,GOA - 403001
PH :9922950798/9922925701.

289. SAI SERVICE PRIVATE LIMITED (3402-P1-07),
SHED NO.18/329, PLOT NO.5A, SURVEY
NO.117/6, TELEIGAON, ST. INEZ, PANJIM,
GOA-403 002. - 403001
PH :22229222/2225222,9923865179.

PERNEM

290. CHOWGULE INDUSTRIES PVT. LTD.
(CUA1-CUA-01), SURVEY NO. 258/1-B & 258/1-C,
OPPOSITE INDUSTRIAL TRAINING INSTITUTE,
TALUKA - PERNEM, DIST.-NORTH GOA. - 403512
PH :8380082893.

PONDA

291. SAI SERVICE PRIVATE LIMITED (3402-34-03),
OFF PANJIM HIGHWAY,PONDA,GOA, - 403401
PH :2324106, 2311499, 2324120, 9518349559.

PORVORIM

292. SAI SERVICE PRIVATE LIMITED (3402-P1-01),
SURVEY NO: 36/1,PENHA DE FRANCE,TAL :
BARDEZ, ALTO PCRVORIM,GOA - 403501
PH :2419200, 2414324, 9881746567.

SANVORDEM

293. CHOWGULE INDUSTRIES PVT. LTD.
(BTK1-BTK-01), SURVEY NO. 4, SUBDIVISION-3,
VILLAGE – CACORA, TALUKA – CURCHOREM,
SANVORDEM, DIST. – SOUTH GOA, GOA. -
403706
PH :9850477607.

SATTARI

294. CHOWGULE INDUSTRIES PVT. LTD.
(3408-BOP-10), SURVEY NO. 60, SUB DIV NO. 05,
VILLAGE ARVALEM, VILLAGE PANCHAYAT
ARVALEM, TALUKA SATTARI, NORTH GOA, GOA -
403505
PH :9923464422.

TALEIGAON

295. CHOWGULE INDUSTRIES PVT. LTD.
(3408-NP-06), SURVEY NO. 122, MAHBOS, NEAR
SHANKARWADI TEMPLE, SHANKARWADI,
TALEIGAON, - 403001
PH :9922950798/9922925701.

VASCO

296. SAI SERVICE PRIVATE LIMITED (3402-CP-04),
NEXT TO SHIKALIM
CHURCH,SHIKALIM,VASCO,GOA - 403802
PH :2542581/2526008/2526000/9850398058.

297. CHOWGULE INDUSTRIES PVT. LTD.
(3408-CP-09), OPP BHRAMASTAL TEMPLE,
PATRONG BAINA, VASCO,GOA - 403802
PH :0832-2500407/427/9921943608/9850986904.

GUJARAT**AHMEDABAD**

298. KIRAN MOTORS LTD (0102-01-01), SARKHEJ -
GANDHINAGAR HIGHWAY,OPP. RAJPATH
CLUB,AHMEDBAD - 380054
PH :9624055445.

299. KATARIA AUTOMOBILES PVT. LTD. (0104-01-01),
D/8 BEHIND ESI HOSPITAL,OUTSIDE DARIAPUR
DARWAJA,AHMEDABAD - 380016
PH :9824543500.

300. POPULAR WHEELERS (INDIA) PVT. LTD.
(0105-01-01), PATEL TRUST BUILDING, AVTAR
HALL,NAROL, NARODA HIGHWAY,ISANPURA
ROAD,AHMEDABAD - 382443
PH :61903232.

301. KIRAN MOTORS LTD (0102-01-02), BEHIND L&T
GODOWN,SARKHEJ SANAND HIGHWAY,
AHMEDABAD - 382210
PH :26891863, 26891009, 26891294.

302. KATARIA AUTOMOBILES PVT. LTD. (0104-01-05),
NEAR KOKHRA BRIDGE,MANINAGAR - 380008
PH :7567568182.

303. KATARIA AUTOMOBILES PVT. LTD. (0110-01-01),
BEHIND ADANAL PUMP, NEAR MAKARBA
CROSSING, MAKARBA,SG HIGHWAY - 380051
PH :7069054900.

304. POPULAR WHEELERS (INDIA) PVT. LTD.
(0111-01-01), BESIDE SOLA ROAD BRIDGE,S. G.
HIGHWAY SOLA,AHMEDABAD - 380054
PH :65058111.

305. KIRAN MOTORS LTD (0112-01-01), SURVEY NO.
82/1/1, NEAR H.P. PETROL PUMP, MOTERA
ROAD, CHANDKHEDA, AHMEDABAD - 380005
PH :8347491800/9824023122.

306. UDAY AUTOLINK PVT. LTD. (0113-01-01), NEAR
GALAXY SPACIA, OPP. DASTAN FARM, S. P.
RING ROAD, KATHWADA, AHMEDABAD,
GUJARAT - 382430
PH :7567229999.

307. NANDA AUTOMOBILES PVT. LTD. (0114-01-01),
SURVEY NO. 229/3, OPP. GOKULESH PETROL
PUMP, NAROL - ASLALI ROAD, NAROL,
AHMEDABAD, GUJARAT. - 382405
PH :8866558787 / 8460088883.

308. STARLINE CARS (AHMEDABAD) PVT LTD
(0115-01-01), PLOT NO. 103/2, NANDA CHILODA,
NEAR RAILWAY CROSSING, KRISHNANAGAR
ROAD, NARODA, AHMEDABAD - 382330
PH :9824601729.

309. KIRAN MOTORS LTD (0112-01-02), FINAL PLOT
NO.33/1/1, NEAR SHRUSHTI LAVISH, OPP.
SHYAM VILLA-II, NARODA-NIKOL ROAD, NIKOL
DISTT. AHMEDABAD - 382330
PH :7069868374/9173840458/7383651643/91730441
04.

310. KIRAN MOTORS LTD (0102-01-04), SURVEY NO.
245/3, TP SCHEME NO. 43, NEAR KARGIL
PETROL PUMP, SCIENCE CITY ROAD,
AHMEDABAD - 380060
PH :9327617447, 9327214890.

311. POPULAR WHEELERS (INDIA) PVT. LTD.
(0109-01-01), BEHIND G. B. SHAH COLLEGE,
NEAR SWAMINARAYAN PARK, VAISHALI
TOWNSHIP ROAD, VASNA, AHMEDABAD,
GUJARAT. - 380007
PH :9099993830.

312. PEGASUS (A UNIT OF VISUAL AUTOLINK PVT.
LTD.) (0129-01-01), PLOT NO. 116, BOPAL –
AMBIL ROAD, BOPAL , AHMEDABAD, DISTRICT –
AHMEDABAD, GUJARAT. - 380058
PH :7211140026, 7211130053.

313. TANU MOTORS PVT. LTD. (0118-01-01), SURVEY
NO. 1155/1-2, 1154 & 1156, PLOT NO. 39,
SARKHEJ-SANAND ROAD, SANAND, AHMEDABAD
(GUJARAT) - 382110
PH :9512009110.

314. PEGASUS (A UNIT OF VISUAL AUTOLINK PVT.
LTD.) (0117-01-01), PLOT NO.116 & 118/2,
SARDAR PATEL RING ROAD, VASTRAL,
AHMEDABAD - 382418
PH :7623089000.

315. STARLINE CARS PVT. LTD. (D101-01-09), SR NO
– TP - 57, PLOT NO. 67, NEAR GOTA FLYOVER
BRIDGE, OPP. SHANKU FARM HOUSE, S.G.
HIGHWAY, GOTA, AHMEDABAD. - 382481
PH :9824601729.

316. KATARIA AUTOMOBILES PVT. LTD. (0110-01-02),
PLOT NO. 112, 116 & 119, SURVEY NO.
283/3.7.10, B/H SILVER STAR, BESIDE HARI
VILLA BUNGLOWS, GOTA ROAD, CHANDLODIYA,
AHMEDABAD. - 382481
PH :9824000378.

317. DB MOTORS PRIVATE LIMITED (0119-01-01),
SURVEY NO. 131A, NH-8, ASLALI, OPP.-OCTROI
NAKA, AHMEDABAD. - 382427
PH :9726031111.

318. POPULAR WHEELS (0111-01-02), SAVAN
SQUARE, SHOP NO. 1, 2, 3, 4, 5, SERVE NO.
39/1, F.P. NO. 92, T.P. NO. 66/A, CHENPUR, NEW
RANIP, AHMEDABAD. - 382 427
PH :9925203344.

319. DB MOTORS PRIVATE LIMITED (0119-01-02),
PLOT NO. 718, ASHRAM ROAD, OPPOSITE
GANDHI ASHRAM, OLD VADAJ, HRIDAYA KINJ,
AHMEDABAD. - 380013
PH :9909048260.

AMOD

320. RAVIRATNA MOTORS (F801-ZE-03), ROYAL
PARK, JAMBUSAR-BHARUCH ROAD, AMOD,
DISTRICT: BHARUCH, GUJARAT. - 392110
PH :9687691106/9687699383.

AMRELI

321. ALPHA AUTOLINK LLP (9E02-9E-01), LATHI BY
PASS ROAD, AMRELI, GUJARAT. - 365601
PH :9978938858/9978938833.

ANAND

322. AMAR CARS PVT. LTD. (F702-F7-01), JANTHA
CROSSING,SOJITRA ROAD,ANAND - 388121
PH :9909960772.

DEALER WORKSHOP (AS ON 31.03.2022)

323. KATARIA AUTOMOBILES PVT. LTD. (F703-F7-01), SURVEY NO. 189/1+2/A+3/A/K 190/P, OPP. OLD JAKAT NAKA, NEAR RAILWAY OVERBRIDGE, ANAND-CHIKHODRA ROAD, ANAND, GUJARAT. - 388 120
PH :7698954466.

ANKLAV

324. KATARIA AUTOMOBILES (SEO1-SEO-01), AMBICA COMPLEX, GROUND FLOOR SHOP NO. B, C AND D, ASODAR CHOKDI, TAL. ASODAR, CITY ANKLAV, DIST. ANAND, PIN-388510, GUJARAT - 388510
PH :7227917151.

ANKLASHWAR

325. RAVIRATNA MOTORS PVT LTD (P901-P9-01), PLOT NO. 624/2/BA, GIDC, VALIA ROAD, ANKLESHWAR - 393002
PH :9687691063.

BAGODRA

326. NANDA AUTOMOBILES PVT. LTD. (CVQ1-CVQ-01), SHOP NO. 9, 10, 11, 12, KAMDHENU COMPLEX, BAGODRA HIGHWAY, NR. SBI BANK, BAGODRA. - 382240
PH :9727822000, 9726269111.

BALASINOR

327. AMAR CARS PVT. LTD. (CJE1-CJE-01), SR. NO. 1451, OPP. OIC PETROL PUMP, AHMEDABAD HIGHWAY (NH-47), KANTHARJINA MUVADA, VILLAGE – VADALA, TALUKA – BALASINOR, DISTRICT – MAHISAGAR, GUJARAT. - 388255
PH :7211109960.

BARDOLI

328. DHRU MOTORS (4002-Q1-02), G.I.D.C.SURAT BARDOLI ROAD.BARDOLI, - 394601
PH :9825413113/9879104454.
329. KATARIA AUTOMOBILES PVT. LTD. (Q106-Q1-02), BLOCK NO.13, NANDIDA CROSS ROAD, BARASADI VILLAGE, SURAT-BARDOLI ROAD, BARDOLI, GUJARAT - 394310
PH :7698022665/9924138860.

BAREJA

330. KATARIA AUTOMOBILES PVT. LTD. (BAN1-BAN-01), 5/6/7, ADITYA COMPLEX NATIONAL HIGHWAY-8, BAREJA , TALUKA – DASKROI, DISTRICT – AHMEDABAD, GUJARAT - 382425
PH :7046079997.

BARWALA (AHMEDABAD)

331. UDAY AUTOLINK PVT. LTD. (I401-I4-01), OPP. HILTON HOTEL, BHAVNAGAR HIGHWAY, TA BARWALA, DIST. AHMEDABAD - 382450
PH :7567449999/9687677611.

BAVLA

332. KATARIA AUTOMOBILES PVT. LTD. (0104-RX-07), NEAR ESSAR PETROL PUMP, BAVLA -AHMEDABAD HIGHWAY, BAVLA - 382220
PH :9824344889.

BECHRAJI

333. STARLINE CARS PVT. LTD. (GJM1-GJM-01), R.S. NO. 336 PAIKI, MOJE-BECHAR (BECHARAJI), TALUKA - BECHARAJI, DIST.-MEHSANA. - 384210
PH :9909043244.

BHABHAR

334. STARLINE CARS (CWD1-CWD-01), SHOP NO. 7, 8, 9, SIDDHI VINAYAK BUSINESS HUB, R.S. NO. 225, PANURAPOLE ROAD, BHABAR, DIS. -BANASKANTHA, GUJARAT. - 385320
PH :9909043244, 9824601729.

BHACHAU

335. K.D. MOTORS (P501-JP-02), SUNRISE MALL,OPP. BUS STAND,BHACHAU BHUJ ROAD, BHACHAU, GUJARAT - 370140
PH :9909953036, 9879390919.

BHANVAD

336. ATUL MOTORS JAM LLP (BND2-BND-01), R.S. NO.439, PLOT NO.19, BHANVAD (GUJARAT) - 360510
PH :9574005964 / 9574004714.

BHARUCH

337. RAVIRATNA MOTORS (F801-F8-01), NH 8, OPP YOGI PETROL PUMP,P.O. ZADESHWAR,BHARUCH - 392011
PH :9687691044; 9687632647.

BHAVNAGAR

338. KATARIA AUTOMOBILES (C902-C9-01), SURVEY NO 137/2, PLOT NO 301/2&3 AND 301/4&8, VERTEJ GIDC, NARI CHOWKDI, RAJKOT ROAD, BHAVNAGAR. - 364004
PH :9426168286.

BHUJ

339. K.D. MOTORS (P501-P5-01), PLOT NO. 5/6/14, UMANAGAR,MIRZAPUR HIGHWAY ROAD , BHUJ, GUJARAT - 370001
PH :02832-232534/5, 9879898799, 8780351870.
340. K.D. MOTORS (P501-P5-03), R.S NO. 25/2, 25/3, 26/2, PLOT NO. 57 TO 61, VILLAGE - MIRZAPUR, TALUKA - BHUJ, GUJARAT. - 370001
PH :9909953124.

BODELI

341. KIRAN MOTORS LTD (0R01-0R-01), OPP.NARMADA GUEST HOUSE,DABHOI ROAD, BODELI, TALUKA: SANKHEDA,VADODARA - 391135
PH :9714592999.

BORSAD

342. AMAR CARS PVT. LTD. (BJM1-BJM-01), BORSAD – TARAPUR HIGHWAY, BORSAD , DISTRICT – ANAND, GUJARAT - 388540
PH :9586477744.

CHANASMA

343. STARLINE CARS (CVF1-CVF-01), 16/17, PASABHI COMPLEX, NEAR ROYAL PALACE HOTEL, MEHSANA HIGHWAY, CHANASMA. - 384220
PH :9909043244, 9824601729.

CHANDKHEDA - AHMEDABAD

344. KATARIA AUTOMOBILES PVT. LTD. (0104-01-10), SURVEY NO. 247, TP NO. 73, OPP. PAVITRA ENCLAVE, MANSAROVER ROAD, NEAR HARI OM FARM, TRAGAD, CHANDKHEDA, AHMEDABAD. - 382470
PH :9723302111.

CHANDRALA

345. NANDA AUTOMOBILES PVT. LTD. (GLT1-GLT-01), HIMMATNAGAR HIGHWAY NO.8, NEAR DEVANSHI PARTY PLOT, CHANDRALA, DIST- GANDHINAGAR, GUJARAT - 382320
PH :9725062187, 9727726003.

CHANGODAR

346. PEGASUS (A UNIT OF VISUAL MOTORS PVT. LTD.) (CTD2-CTD-01), SURVEY NO.393, VILLAGE – MORAIYA, CHANGODAR, TALUKA – SANAND, SUN DISTT - AHMEDABAD. - 382210
PH :7211120014.

CHIKHLI

347. KATARIA AUTOMOBILES PVT. LTD. (BCB1-BCB-01), SURVEY NO.461, VILLAGE-MAJIGAM, TALUKA-CHIKHALI, DISTT-NAVSARI, GUJARAT - 396521
PH :7698953899.

CHILODA

348. PEGASUS (A UNIT OF VISUAL AUTOLINK PVT. LTD.) (GJO1-GJO-01), PLOT NO. 332, BESIDES GALLOPS TATA, NH-8, CHILODA-HIMMATNAGAR HIGHWAY, CHILODA. - 382355
PH :7211168938, 7623039000.

CHOTILA

349. DREAM VEHICLES PVT LTD (CFI1-CFI-01), SURVEY NO. 31, PLOT NO. 1, NILKANTH SOCIETY, NH NO. 8A, AHMEDABAD-RAJKOT, AT & PO – CHOTILA, DISTRICT – SURENDRANAGAR, GUJARAT. - 363520
PH :9227775709.

DABHOI

350. KATARIA AUTOMOBILES PVT. LTD. (UU01-UU-01), OPP. VEGA BUS STOP, NEAR VEGA CROSS ROAD, DABHOI-BODELI ROAD, DABHOI, TA:DABHOI, DI:VADODARA - 391110
PH :8156000463.

DAHOD

351. R B CARS PVT. LTD. (2C01-PL-02), NEAR SIMANDHAR JAIN TEMPLE, OLD INDORE HIGHWAY,DAHOD - 389151
PH :9099043715, 9727700823.

DEESA

352. TANU MOTORS PVT. LTD. (Q801-UQ-03), NH-14, NR. ESSAR PETROL PUMP, RADHANPUR HIGHWAY, HANUMAN NAGAR, MALGADH, DEESA - 385535
PH :9909006099.

DEHGAM

353. NANDA AUTOMOBILES PVT. LTD. (2B01-NR-03), NEAR UMIYA MATAJI TEMPLE, COLLEGE ROAD,AHMEDABAD ROAD, DEHGAM - 382305
PH :234567.

DETROJ

354. PEGASUS (A UNIT OF VISUAL AUTOLINK PVT LTD) (GLC1-GLC-01), PLOT NO-61,MILKAT NO-2534, AT-DETROJ,TALUKA-DETROJ-RAMPURA-382120 - 382120

DEVGADH BARIA

355. R B CARS PVT. LTD. (2C01-AOA-05), BESIDE ARIHANT PETROL PUMP, PIPLOD ROAD, DEVGADH BARIA - 389380
PH :9099049344, 6352384846, 9099043715.

DHANERA

356. TANU MOTORS PVT. LTD. (BZW1-BZW-01), 01 & 02, MARUTI NANDAN COMPLEX, NEAR ESSAR PETROL PUMP, DHANERA-DEESA HIGHWAY, DHANERA. - 385310
PH :9909006099, 8401784018.

DHARAMPUR

357. KATARIA AUTOMOBILES PVT. LTD. (BSK1-BSK-01), SURVEY NO.29/3/P1, VILLAGE ASHURA NR. ASHURA CIRCALE, DHARAMPUR DISTT. VALSHAD, GUJARAT - 396050
PH :9723455291.

DHARI

358. ALPHA AUTOLINK LLP (GG02-GG-01), PLOT NO. 9, DHARI - KHAMBHA ROAD, NEAR RAILWAY FATAK DHARI , TALUKA - DHARI, DIST. - AMRELI, GUJARAT. - 365640
PH :9904549999/9978938858.

DHOLKA

359. TANU MOTORS PVT. LTD. (CQ02-CQ-01), SURVEY NO. 722, OPPOSITE RANI RUDY MATAJI MANDIR, DHOLKA KALIKUND HIGHWAY, DHOLKA, GUJARAT - 382 225
PH :9512009104.

DHORAJI

DEALER WORKSHOP (AS ON 31.03.2022)

360. PERFECT AUTO SERVICE (5502-DL-09), JETPUR ROAD, OPP. SHRINATHJI SOCIETY, DHORAJI - - 360410
PH :9099027402, 8200969617.

DHRANGADHRA

361. DREAM VEHICLES PVT LTD (IM01-IM-01), PLOT NO. 79, SURENDRANAGAR- DHRANGADHRA ROAD, OPP. ARMY WORKSHOP, DISTRICT-SURENDRANAGAR. - 363310
PH :9227775725.

DWARKA

362. ATUL MOTORS JAM LLP (CJG2-CJG-01), SURVEY NO. 41, NEAR, SHRI SANTAN SEVA MANDAL, CORNER PLOT OF STATION ROAD AND HIGHWAY ROAD, DWARKA, DISTRICT – DWARKA –. - 361335
PH :9712212900 / 9574004714.

GANDHIDHAM

363. B M AUTOLINK (7702-77-01), EAST OF PLOT NO. 30-35,NATIONAL HIGHWAY, GANDHIDHAM - 370201
PH :9727725723.
364. B M AUTOLINK (7702-77-03), SURVEY NO.129/26 P, GALPADAR HIGHWAY, GANDHIDHAM , DISTT.KACHCHH, GUJARAT. - 370110
PH :9727725723, 9727739550.

GANDHINAGAR

365. NANDA AUTOMOBILES PVT. LTD. (2B01-2B-01), 1003,SECTOR-28,GANDHI NAGAR - 382028
PH :07923212692 / 93 / 94.
366. NANDA AUTOMOBILES PVT. LTD. (2B01-2B-05), PLOT NO. 805, GIDC, SECTOR-28, GANDHINAGAR. - 382028
PH :079-23212692/93/94
9727726003.

GODHRA

367. R B CARS PVT. LTD. (2C01-2C-01), PLOT NO. 112/11,,12-VAVDI,GODARA - DAHOD HIGHWAY, GODHRA, PANCHMAHAL, GUJARAT - 389001
PH :9099043715, 9727700823.
368. R B CARS PVT. LTD. (2C01-2C-04), SURVEY NO.107, LUNAWADA ROAD, GIDC, GODHRA, DISTT. PANCHMAHAL-389001. - 389001
PH :9099043715, 9727700823.

GONDAL

369. ATUL MOTORS PVT LTD (5503-AD-05), 8-B NATIONAL HIGHWAY, OPP. DAULAT OIL MILL, NR. NILKANTH VIRUDASHRAM, RAJKOT HIGHWAY,GONDAL - 360311
PH :9904922333.

GOZARIA

370. VIMCO MOTORS PVT. LTD. (GJN1-GJN-01), 1597/339 P4 VISHNAGAR-GOZARIYA ROAD, GOZARIYA, DIST.-MEHSANA - 382825
PH :7016623842.

HALOL

371. R B CARS PVT. LTD. (BKC1-BKC-01), PLOT NO. 104/6 & 104/8, VADODARA – GODHRA HIGHWAY, NEAR NAVJIVAN HOTEL, HALOL, DISTRICT – PANCHMAHAL, GUJARAT - 389350
PH :9099043715, 9727700823.

HALVAD

372. DREAM VEHICLES PVT LTD (GX01-GX-01), PLOT NO.5 & 6, NAKLANKDHAM TOWNSHIP, OPP. HONEST RESTAURANT, AHMEDABAD HIGHWAY, HALVAD DISTT. SURENDRANAGAR (GUJARAT) - 363330
PH :8238000965.

HANSOT

373. RAVIRATNA MOTORS (BGQ1-BGQ-01), AT UTRAJ, HANSOT, DISTRICT - BHARUCH. - 393030
PH :9687691063.

HIMMATNAGAR

374. KIRAN MOTORS LTD (P601-P6-01), NEAR G.I.D.C,MOTIPURA, HIMMATNAGAR - 383001
PH :9824576711.

IDER

375. KIRAN MOTORS LTD (UX01-UX-01), SURVEY NO.69 IDAR-AMBAJI ROAD, IDAR DIST: SABARKANTHA - 383430
PH :8155994111.

JAMNAGAR

376. ATUL MOTORS JAM LLP (F402-F4-01), SURVEY NO.422, PLOT NO. 16,17 & 19, JAMNAGAR, GUJARAT - 361001
PH :9574004710 / 9574004716.
377. STARLINE CARS PVT. LTD. (D101-Q9-02), CHANASMA HIGHWAY, PATAN - 384265
PH :7046046187.
378. ATUL MOTORS JAM LLP (F402-F4-2), C-36, MP SHAH ARUN UDYOG, SARUSECTION ROAD, JAMNAGAR - 361002
PH :9574004704 / 9574004717.

JASDAN

379. ATUL MOTORS PVT LTD (5503-OB-09), SURVEY NO. 1253, PLOT NO. 4, NEAR KALYAN PETROL PUMP, JASDAN-ATKOT HIGHWAY, JASDAN, DIST. -RAJKOT, GUJARAT. - 360050
PH :9265404142.

JHALOD

380. R B CARS PVT. LTD. (CJF1-CJF-01), SURVEY NO. 2550B/10, 11, AT - JHALOD, TALUKA- JHALOD, DISTRICT - DAHOD. - 389170
PH :9099684363, 9099043715.

JUNAGADH

381. PERFECT AUTO SERVICES (5502-K8-06), SURVEY NO.45/1, PLOT NO. 214-C/D/E/F, GIDC-I, DOLATPARA, JUNAGADH - 362001
PH :9879518052, 7043999073, 9909022618.

JUNAGARH

382. PERFECT AUTO SERVICES (5502-K8-02), PLOT NO. 81-82,G.I.D.C. DOLATPURA,RAJKOT-JUNAGARH HIGHWAY, JUNAGARH - 362001
PH :9909006980, 7043999073, 9909022618.

KADI

383. STARLINE CARS PVT. LTD. (D101-UR-07), OPP. COTTON MARKETING YARD, KADI-CHATRAL ROAD, TAL: KADI, DIST: MEHSANA - 382715
PH :8160707156.

KAKANPUR

384. RB CARS (SDN1-SDN-01), SURVEY NO.618/2, PAIKI PLOT NO. 29,30,31 AT. KAKANPUR, TAL. GODHRA, DISTRICT. PANCHMAHAL PIN-388713. - 388713
PH :9099049347.

KALOL

385. NANDA AUTOMOBILES PVT. LTD. (2B01-FW-02), PLOT NO. - 162-168, GIDC,KALOL MEHSANA HIGHWAY, NEAR CHIRAG CINEMA ROAD, KALOL. - 383028
PH :220781 / 82 / 83.

KAPADVANJ

386. AMAR CARS PVT. LTD. (NC01-NC-01), SAMARTH SQUARE, SHOP NO. 1, MODASA KAPADWANJ ROAD, KAPADVANJ, GUJARAT-387620 - 387620
PH :9909960761.

KARJAN

387. AMAR CARS PVT. LTD. (UZ01-UZ-01), SURVEY NO.851/787 BESIDE PMT TOOLS, KANDARI, N.H. -8, KARJAN, DISTT-VADODRARA (GUJARAT) - 391210
PH :7567299666/99252462929.

KATHLAL

388. AMAR CARS PVT. LTD. (CXA1-CXA-01), MAHAVEER AUTO SHOWROOM, NADIAD ROAD, JB PLAZA, KATHLAL, GUJARAT. - 387 630
PH :9909960761.

KESHOD

389. PERFECT AUTO SERVICES (BZY1-BZY-01), R S NO. 125/1, GODOWN NO. 01, SONDARDA, TALUKA – KESHOD, DISTRICT – JUNAGADH, GUJARAT. - 362220
PH :7043999073.

KHAMBHAT

390. AMAR CARS PVT. LTD. (BNF1-BNF-01), PLOT NO. 7/8/9, RAJIMAHAL PARK, OPP. SARDAR CHATRALAY, LAL DARWAJA, GAYATRINAGAR ROAD, KHAMBHAT, TALUKA KHAMBHAT, ANAND DISTRICT, GUJARAT - 388620
PH :9909960772.

KHEDA

391. AMAR CARS PVT. LTD. (BNA1-BNA-01), S.NO.708, PLOT NO.1, VILLAGE-SOKHDA, TAL: MATER, DISTT. KHEDA, GUJARAT - 387570
PH :9909960761.

KHERALU

392. STARLINE CARS (SN02-SN-01), R S NO. 4962 MAHAVIR COMPLEX, KHERALU, DIST.-MEHSANA. - 384325
PH :9909043244, 9824601729.

KIM

393. KATARIA AUTOMOBILES PVT. LTD. (UW01-UW-01), PLOT NO. 116-121, DAL MILL COMPOUND, OPP. SURAT JILLA SANGH, KIM CROSS ROAD, NH-8, KIM - 394110
PH :9723555185.

KODINAR

394. PERFECT AUTO SERVICES (A DIVISION OF PERFECT RETREADS PVT LTD) (CSO1-CSO-01), R.S.NO.222, PLOT NO.2, 3 SHOPS, KODINAR-362720 DISTT. JUNAGADH, GUJARAT - 362720
PH :7043992893, 7043340792.

KUKARWADA

395. STARLINE CARS PVT. LTD (CSC1-CSC-01), SHOP NO.1741, 1742 AND PLOT NO.1752, KUKARWADA TALUKA, VIJAPUR, DISTT MAHESANA (GUJARAT) - 382830
PH :9909043244, 9824601729.

LIMBDI

396. DREAM VEHICLES PVT LTD (BSG1-BSG-01), SURVEY NO.276/1, NEAR PANCHVATI HOTEL, LIMDI CROSS ROAD, AHMEDABAD-RAJKOT HIGHWAY, LIMDI, DISTT. SURENDRANAGAR, GUJARAT. - 363421
PH :02753-261262/ 9227775728.

LUNAWADA

397. R B CARS PVT. LTD. (BYN1-BYN-01), SURVEY NO.90, AT-BHAYASAR, GODHRA-LUNAWADA HIGHWAY, LUNAWADA , TALUK-LUNAWADA, DISTT-MAHISAGAR, GUJARAT. - 389230
PH :9099043715, 9727700823.

MANAVADAR

398. PERFECT AUTO SERVICE (CUI1-CUI-01), RS NO. 13/1, 14, PLOT NO. 48, BHAKTINAGAR, TALUKA - MANAVADAR, DIST.-JUNAGADH. - 362 630
PH :7043999073.

DEALER WORKSHOP (AS ON 31.03.2022)

MANDAL

399. KIRAN MOTORS LTD (IW01-IW-01), SURVEY NO. 708, MANDAL - DETROJ HIGHWAY, NR. RELIANCE PETROL PUMP, MANDAL , DI: AHMEDABAD, GUJARAT. - 382130
PH :9408803925.

MANDVI

400. K.D. MOTORS (UY01-UY-01), PLOT NO.25,26 & 27, RAJ COMMERCIAL, SURVEY NO.246, NEAR "THE BEACH RESORT", MANDVI NALIYA ROAD, MANDVI-KUTCH - 370465
PH :9909953088, 9825353679.

MANGROL

401. KATARIA AUTOMOBILES PVT. LTD. (CAH1-CAH-01), PLOT NO. 12-28, MOSALI, MANGROL, DISTRICT-SURAT. - 394410
PH :6357071775.

MANSA

402. NANDA AUTOMOBILES PVT. LTD. (2B01-OL-04), OPP. GIDC, VISNAGAR ROAD, MANSA, DISTRICT-GANDHINAGAR, GUJARAT - 382845
PH :9727921000.

MEHMDABAD

403. AMAR CARS PVT. LTD. (BRA1-BRA-01), PATEL FALIYA, KHATRAJ, MEHMDABAD, DIST.-KHEDA, GUJARAT. - 387130
PH :9909960761.

MEHSANA

404. STARLINE CARS PVT. LTD. (D101-D1-01), NAGALPUR HIGHWAY,MAHESANA , GUJRAT - 384002
PH :9909043635.
405. TANU MOTORS PVT. LTD. (Q801-D1-04), SURVEY NO.78, NEAR SUNRISE AUTOMOBILES (AMW DEALER), GUJARAT STATE HIGHWAY NO.41, MEHSANA - 384002
PH :9909006076.
406. VIMCO MOTORS PVT. LTD. (D103-D1-01), SURVEY NO. 104 & 104 PAIKI 1, AT P.O. - PALAVASANA, MEHSANNA, GUJARAT. - 384 002
PH :8909953333.

METODA

407. ATUL MOTORS PVT LTD (5503-BLW-08), PLOT NO. 2328, GATE NO. 2, METODA GIDC, METODA, TALUKA LODHIKA, DISTRICT - RAJKOT, GUJARAT - 360021
PH :8140909095, 9924688774.

MODASA

408. KIRAN MOTORS LTD (P601-CR-02), SHAMLAL JI ROAD,SABARKANTHA DIST., MODASA - 383315
PH :8155995111.

MORBI

409. PERFECT AUTO SERVICES (5502-X5-07), SURVEY NO. 351/2, PLOT NO. 10, DHARTI INDUSTRIAL AREA, RAJPURA ROAD, SANALA, MORBI , TEHSIL-MORBI, DISTT.-MORBI, GUJARAT. - 363641
PH :9099058044, 9925199569, 9879499088.

MOTI KHAVADI

410. ATUL MOTORS JAM LLP (AAU2-AAU-01), PLOT NO.22 & 29, NEAR PADANA POLICE STATION, JAMNAGAR-KHAMBHALIYA HIGHWAY, MOTI KHAVDI, ZANKHAR, TA: LALPUR, DIST - JAMNAGAR, GUJARAT. - 361140
PH :9574004709 / 9574004743.

MUNDRA

411. B M AUTOLINK (7702-AJ-02), PRAGPAR ROAD,MUNDRA,DISTRICT-KUTCH, GUJARAT, - 370421
PH :9687632631, 9978940978.

NADIAD

412. AMAR CARS PVT. LTD. (F702-P7-02), NEAR RAJHANS MULTIPLEX,NADIAD-UTTARSANDHA ROAD - 387370
PH :9909960761.

NAKHATARANA

413. KD MOTORS (CMV1-CMV-01), PLOT NO-1, RS NO-19, AT-NANA ANGIYA, TALUKA-NAKHATRANA, KUTCH - 370615

NANA PONDHA

414. AMAR CAR (SEL1-SEL-01), SHOP NO 7-11, JALASHAI SHOPPING CENTER, AT-NANA PONDHA, TALUKA- KAPRAPDA, DIST-VALSAD - 396126
PH :7227971155.

NASWADI

415. RAVIRATNA MOTORS (SCV1-SCV-01), HOUSE NO-301,302,303, IN VALPURA-RAMLALNAGAR, VILLAGE AT-NASWADI, DIST: CHOTTA UDEPUR - 391150
PH :9687691047.

NAVSARI

416. KATARIA AUTOMOBILES PVT. LTD. (Q701-Q7-01), PLOT NO.-891, OPP PAUVA MILL, NH-8,NEAR GANESH SISODRA CHOKDI,GANESH SISODIA NAVSARI, GUJRAT - 396463
PH :9723430012.

NETRANG

417. RAVIRATNA MOTORS (CUZ1-CUZ-01), SURVEY NO. 184, PLOT NO. 1 & 2, VILLAGE - NETRANG, TALUKA - VALIA, DIST.-BHARUCH. - 393130
PH :9687691063.

OLPAD

418. COMET CAR SALES & SERVICE PVT LTD (4006-ZZ-02), 1906/1907, OPP. KUMBHARVAD, JUNA PURA, OLPAD - 394540
PH :9099916099.

PADRA

419. AMAR CARS PVT. LTD. (2205-OC-02), NEAR WESTERN BYPASS, AT SAMIYALA, PADRA, DIST. – VADODARA, GUJARAT - 391440
PH :8980036200, 8980006795.

PALANPUR

420. TANU MOTORS (Q801-Q8-01), OPP.DHARTI RESORT, ABU- AHMEDABAD HIGHWAY, PALANPUR - 385001
PH :9099017756.
421. STARLINE CARS PVT. LTD. (D101-Q8-08), SURVEY NO.4 & 5/2, OPPOSITE L K PETROL PUMP, PALANPUR-DEESA HIGHWAY, PALANPUR-385001, DISTT BANASKANTHA, GUJARAT - 385001
PH :9824601793.

PALEJ

422. RAVIRATNA MOTORS (BGR1-BGR-01), PLOT NO. 626/6, GIDC AREA, PALEJ, DISTRICT - BHARUCH - 392220
PH :9687691044; 9687632647.

PALITANA

423. KATARIA AUTOMOBILES (CSD2-CSD-01), PLOT NO 15, YASOVJIAYNAGAR, NEAR RAILWAY CROSSING, PALITANA HIGHWAY, PALITANA-364270 DIST BHAVNAGAR. - 364270

PALSANA

424. KATARIA AUTOMOBILES PVT. LTD. (4004-ZF-07), BESIDE SAINATH COMPLEX, KADODARA AHMEDABAD ROAD , NH-8, UMBHEL GAM,TALUKA: PALSANA KADODARA, SURAT. - 382721
PH :9924446895.

PATDI

425. DREAM VEHICLES PVT LTD (BFS1-BFS-01), R.S. NO.1614/2, PLOT NO.16, PATDI TALUKA DASADA, DISTT. SURENDRANAGAR, GUJARAT - 382765
PH :9227775709.

PAVI JETPUR

426. PERFECT AUTO SERVICES (PK01-PK-01), NEAR ANKUR HOTEL, OPP. DHARESHWAR GEB STATION, PITHADIA, RAJKOT HIGHWAY, JETPUR (GUJARAT). - 360370
PH :9099027402, 8200969617.

PETLAD

427. AMAR CARS PVT. LTD. (CMW1-CMW-01), SURVEY NO. 396/2, RANGAIPUR VILLAGE, PETLAD, DIST.-ANAND. - 388450
PH :9099017068.

PORBANDAR

428. ATUL MOTORS JAM LLP (T601-T6-01), PLOT NO. 208, GIDC VANANA, NATIONAL HIGHWAY , PORBANDAR, DIST. PORBANDAR GUJARAT - 360577
PH :9574004746 / 7228819123.

PRANTIJ

429. KIRAN MOTORS LTD (AAI1-AAI-01), NO.6/P, OPP. VEGETABLE MARKET, PRANTIJ HIGHWAY, VILLAGE-KHAMALPUR, TALUKA-PRANTIJ, DISTT. SABARKANTHA, GUJARAT - 383205
PH :9624401888.

RADHANPUR

430. STARLINE CARS PVT. LTD. (BNI1-BNI-01), SURVEY NO. 208/A, MOUJA – RADHANPUR, RADHANPUR MAIN ROAD, DISTRICT – PATAN, GUJARAT. - 385340
PH :99099043244, 9824601729.

RAJKOT

431. PERFECT AUTO SERVICES (5502-55-01), PERFECT HOUSE,GONDAL ROAD,VANDI,RAJKOT - 360004
PH :9879499077, 9909006982, 9825304940.
432. ATUL MOTORS PVT LTD (5503-55-01), PLOT NO.49/1 & 2, GIDC, BHAKTI NAGAR INDUSTRIAL ESTATE, RAJKOT. - 360002
PH :8140909093.
433. PERFECT AUTO SERVICES (5502-55-04), 150 RING ROAD,OPP. GANDHIGRAM POLICE CHOWKI,RAJKOT - 360005
PH :9925238691, 9925117104.
434. ATUL MOTORS PVT LTD (5503-55-02), BEHIND HP PUMP, UNIVERSITY ROAD ,NEAR SNK SCHOOL, RAJKOT - 360005
PH :8347005382.
435. ATUL MOTORS PVT LTD (5503-55-06), RAJKOT AHMEDABAD HIGHWAY, NR. CHANDARANA PETROL PUMP, OPP. GUJARAT SAMACHAR PRESS, AT. NAVAGAM RAJKOT - 360003
PH :9924688774.
436. PERFECT AUTO SERVICES (5502-55-08), R.S. NO. 50/1, 150 FEET RING ROAD, RAIL NAGAR, RONKI, RAJKOT, GUJARAT. - 360006
PH :9979861995, 9925117104.
437. KATARIA AUTOMOBILES PVT. LTD. (5504-55-01), S. NO. 10/1, TPS NO. – 10, KALAVAD ROAD, MOTAMAVA, RAJKOT, GUJARAT. - 360001
PH :7573870001.

RAJPARDI

438. RAVIRATNA MOTORS PVT. LTD. (CAI1-CAI-01), R.S.NO.973, CTS NO. 1298, SHOPS PLOT NO.29 & 30, MOJE RAJPARDI, TALUKA-JHAGADIA, DISTT. BHARUCH - 393115
PH :9687691044; 9687632647.

DEALER WORKSHOP (AS ON 31.03.2022)

RAJPIPLA

439. RAVIRATNA MOTORS PVT. LTD. (9X01-9X-01),
OPP. JALARAM SAW MILL, NEAR HARSIDDHI
MATAJI TEMPLE, RAJPIPLA, DIST: NARMADA,
GUJARAT - 393145
PH :9687691062/9687645880.

RAPAR

440. B.M. AUTOLINK (SCO1-SCO-01), PARAGPAR
CHAAR RASTA RAPAR GHANDHIDHAM KUTCH -
370165
PH :9727725723.

SAMI

441. STARLINE CARS (BNH1-BNH-01), SHOP NO.
55-56, AMBESHWAR PLAZA, SAMI-HARIJ ROAD. -
384240
PH :9909043244, 9824601729.

SANTEJ

442. NANDA AUTOMOBILES PVT. LTD.
(CXC1-CXC-01), SUB PLOT NO. 05, SHOP NO. 3
& 4, BLOCK NO. 1162, SANTEJ, KALOL. - 380060
PH :9727822000.

SANTRAMPUR

443. R B CARS PVT. LTD. (2C01-RY-03), NEAR PTC
COLLEGE, SANT ROAD, SANTRAMPUR, DISTT. -
PANCHMAHAL - 389260
PH :8980585851, 9099043715.

SAVLI

444. KIRAN MOTORS LTD (CFD1-CFD-01), SURVEY
NO. 2592/1 PAKKI 2, NEAR RELIANCE PETROL
PUMP, BHADRVA CHOWKDI, SAVLI – TIMBA
ROAD, SAVIL, TALUK – SAVLI, DISTRICT –
VADODARA, GUJARAT. - 391770
PH :7984799054.

SAYAN

445. KIRAN MOTORS LTD (OO01-OO-01), PLOT NO.6
TO 10 OF R BLOCK, SURVEY NO.209, VILLAGE
PARIA, TALUKA: OLPAD, SAYAN - 394130
PH :8155888862/9662330480.

SHAPAR

446. ATUL MOTORS PVT LTD (BQZ1-BQZ-01), SHOP
NO. 1 TO 4, SURVEY NO. 305/1, PLOT NO. 169,
SHAPAR, DISTRICT – RAJKOT, GUJARAT -
360024
PH :9714008492, 9624711397.

SIDDHPUR

447. STARLINE CARS PVT. LTD. (CMY1-CMY-01),
PLOT NO. 140-1285/7, SIDHPUR, TALUKA –
VADGAM, DISTRICT – PATAN. - 384151
PH :9909043244, 9824601729.

SINOR

448. RAVIRATNA MOTORS PVT LTD (GML1-GML-01),
NEAR SEVGA CHOKDI, SEVGA DABHOI ROAD, AT
AND POST SEGVA, TALUKA SINOR, DIST.
VADODARA, PIN-391105, GUJARAT - 391105
PH :7227055065.

SONGADH

449. COMET CAR SALES & SERVICE PVT LTD
(CWE1-CWE-01), LAXMI PLAZA, SHOP NO. 21 &
22, SURAT DHULIYA HIGHWAY, TALUKA -
SONGADH, DIST.-TAPLI. - 384220
PH :9099916099.

SUPEDI

450. KATARIA AUTOMOBILES (SEM1-SEM-01),
SURVEY NO-482/7, PAIKI PLOT NO-18,
MATRAVAD ROAD, GRAM-SUPEDI, DIST -
RAJKOT - 360440
PH :9409497902.

SURAT

451. KIRAN MOTORS LTD (4001-40-01),
SURAT-BARDOLI ROAD,DUMBHAL,NEAR PUNA
JAKAT NAKA,SURAT - 395010
PH :9924448715/9924637898.
452. DHRU MOTORS (4002-40-01), JEEVAN GANGA
NAGAR,NEAR JEEVAN JYOT THEATRE,UDHNA
MAIN ROAD,SURAT - 394210
PH :9925155911/9925155907.
453. KIRAN MOTORS LTD (4001-40-02),
PANDESARA,BAMROLI ROAD,SURAT - 395002
PH :9824603880.
454. KATARIA AUTOMOBILES PVT. LTD. (4004-40-04),
TP NO. 6, SURVEY NO. 317/2, FINAL PLOT NO.
39, OPP SMS GARDEN, NEAR VIP ROAD, VESU,
SURAT -395007 - 395007
PH :9714612700, 9924401000.
455. DHRU MOTORS (4002-40-1B), 207, NEW
INDUSTRIAL ESTATE,ROAD NO.-6,UDHNA
UDYOG NAGAR, SURAT - 394210
PH :0261-2272118/ 9978900862.
456. KATARIA AUTOMOBILES PVT. LTD. (4004-40-05),
KATARIA ARCADE,OPP. RAJHANS
CINEMA,DUMAS ROAD, PIPLDOD, SURAT - 395007
PH :7698022449/9624477252.
457. COMET CAR SALES & SERVICE PVT LTD
(4006-40-01), CHIKUWADI COMPLEX, GHB
ROAD, PANDESARA, SURAT. - 394221
PH :9099915995.
458. KATARIA AUTOMOBILES PVT. LTD. (4004-40-08),
BLOCK NO.233, TP NO.8, OPP. SHREE LEKHA
RESIDENCY, PALANPORE, ADAJAN, SURAT -
394310
PH :9924119020.
459. KIRAN MOTORS LTD (4005-40-01), PLOT NO.
443, FP NO. 26 MOJE PALGAM, ADAJAN, SURAT -
395009
PH :9824611153/9824701590.

460. AMAR CARS PVT. LTD. (4009-40-02), PLOT
NO.10&11, SURVEY NO.7 & 9, SONARAS
COMPOUND, NEAR DGVCL OFFICE, KARMNATH
MAHADEV TEMPLE LANE, KAPODARA,
VARACHHA ROAD, SURAT - 395006
PH :7069026512.
461. COMET CAR SALES & SERVICE PVT LTD
(4006-40-03), R. S. NO. 311, T. P. SCHEME-3,
FINAL PLOT NO. 102/A, KATARGAM, SURAT,
DISTRICT – SURAT, GUJARAT. - 395004
PH :9099916099.
462. DHRU MOTORS (4002-40-03), PLOT NO.54/A,
LAXMINARAYAN LNDUSTRIAL ESTATE, UDHNA,
SURAT-394210 - 394210

SURENDERNAGAR

463. DREAM VEHICLES PVT LTD (LC01-LC-01), 261/P,
OPP MARKETING YARD,GIDC AREA,WADHWAN
CITY, SURENDERNAGAR - 363030
PH :02752-241314 / 02752-651516/ 9227775721.
464. DREAM VEHICLES (LC01-LC-02), PLOT
NO-504/B, GIDC PHASE-3, WADHWAN,
SURENDRANAGAR, GUJARAT-363030 - 363030
PH :9227775724.

TANKARA

465. ATUL MOTORS PVT LTD (BOY1-BOY-01), PLOT
NO. 8/1, S. NO. 107, VILLAGE – JABALPUR,
TALUKA – TANKARA, SUB DISTRICT – MORBI,
DISTRICT – RAJKOT. - 363650
PH :9714008492, 9624711397.

TARAPUR

466. AMAR CARS PVT. LTD. (GH01-GH-01), NEAR N K
STEEL, TARAPUR ROAD, TARAPUR, DIST.
-ANAND. - 388180
PH :9909960772.

THARA

467. TANU MOTORS PVT. LTD. (0V01-0V-01), SHOP
NO.17 & 18, SIHORI HIGHWAY, R.B. THAKKAR
COMPLEX, THARA, KAKREJ TALUKA,
BANASKANTHA DISTT. - 385555
PH :9909006099, 9913830329.

THARAD

468. TANU MOTORS PVT. LTD. (CDM1-CDM-01), PLOT
NO. 21 & 22, VAJEGADH, DEESA HIGHWAY,
THARAD, DIST.-BANASKANTHA - 384220
PH :9909006099, 9724219565.

UMERGAON

469. KATARIA AUTOMOBILES PVT. LTD.
(BNB1-BNB-01), PLOT NO. 239, LORD COMPLEX,
SHOP NO. B-9 AND B-10, UMERGAON, DISTRICT
– VALSAD, GUJARAT. - 396170
PH :9624001794.

UMRETH

470. AMAR CARS PVT. LTD. (CFE1-CFE-01), R. S. NO.
30/2, NADIAD-DAKOR ROAD, UMRETH ,
DIST ANAND, GUJARAT. - 388220
PH :9909960772.

UNA

471. PERFECT AUTO SERVICES (BFD1-BFD-01),
SURVEY NO. 113, PLOT NO. 6, OPP. SWAMI
VIVEKANAND VIDYALAYA, NEAR BANSIDHAR
PETROL PUMP, BHAVNAGAR HIGHWAY,
VAYAJPUR, UNA, DISTRICT – GIR SOMNATH,
GUJARAT. - 362560
PH :7043992893, 7043340792.

UNJHA

472. TANU MOTORS (Q801-GR-02), OPP. DHANA DAL
FACTORY,MEHSANA PALANPUR HIGHWAY,
UNJHA - 384170
PH :9727762079.

UPLETA

473. PERFECT AUTO SERVICE (CH01-CH-01), S. NO.
184/1, PLOT NO. 15-16, UPLETA, GUJARAT - 360
490
PH :9909027402, 8200969617.

VADNAGAR

474. VIMCO MOTORS PVT LTD (GKU1-GKU-01),
SHILALEKH COMPLEX, BLOCK-D, SURVEY
NO-2713, VADNAGAR-VISNAGAR HIGHWAY,
NEAR FOOD PARADISE HOTEL, VADNAGAR,
GUJARAT - 385355
PH :7016623842.

VADODARA

475. KIRAN MOTORS LTD (2201-22-01),
909/4,G.I.D.C.MAKARPURA,VADODARA - 390010
PH :9624472699.
476. KIRAN MOTORS LTD (2201-22-02), PLOT
NO.160,SUB-I NUTAN GUJ.INDL.ESTATE,OLD
CHHANI ROAD, VADODARA - 390002
PH :9824207889.
477. AMAR CARS PVT. LTD. (2203-22-01), GORWA
ROAD,VARODARA,GUJARAT. - 390016
PH :9081311990, 9723742425, 8980036184.
478. AMAR CARS PVT. LTD. (2203-22-02), KALA
GHODA, OPP. KIRTI MANDIR, VADODARA, DIS:
VADODARA, GUJARAT - 390001
PH :7211109952.
479. KATARIA AUTOMOBILES PVT. LTD. (2204-22-01),
984/4,GIDC, OLD NH-8,MAKARPURA ROAD,
VADODARA, GUJARAT - 390010
PH :9904033422.
480. AMAR CARS PVT. LTD. (2205-22-01), VARASIYA
AIRPORT ROAD, OPP POONAM CINEMA,
KARELIBAUG, VADODARA, GUJARAT - 390016
PH :8980006756.

DEALER WORKSHOP (AS ON 31.03.2022)

481. KIRAN MOTORS LTD (2201-22-03), C/O ARBUDA COLD STORAGE, 823 POWER CABLE ROAD, DHARMSINH ROAD, OPP. UMA AMAR PARTY PLOT, NEAR CHHANI JAKAT NAKA, VADODARA - 390002
PH :2771122.
482. KATARIA AUTOMOBILES PVT. LTD. (2204-22-02), OPPOSITE SHARDA MANDIR HIGH SCHOOL, VINOBA BHAVE ROAD, SALATWADA, VADODARA - 390001
PH :8156017770.
483. RAVIRATNA MOTORS PVT LTD (2206-22-01), SURVEY NO. 1581, MILES HOUSE, ATLADARA ROAD, VADODARA - 390012
PH :7227055065, 7227055064.

VALOD

484. DHURU MOTORS (CSW1-CSW-01), PLOT NO.5 TO 9, TAIYABA PARK SOCIETY, AT & PO - VALOD, TALUKA - VALOD, DISTT. - TAPI, GUJARAT. - 394640
PH :9712984522.

VALSAD

485. KATARIA AUTOMOBILES PVT. LTD. (0104-2E-06), SURVEY NO. 211,ATUL-ALSAD ROAD,PARNERA,VALSAD, GUJARAT - 396020
PH :9904133306.

VANSDA

486. KATARIA AUTOMOBILES PVT. LTD. (Q701-SB-02), JAMNABA PARK, VANSDA HANUMAN BARI CHAR RASTA, VANSDA-DHARAMPUR ROAD, RANI FALIYA, VANSDA, DISTRICT – NAVSARI, GUJARAT - 396580
PH :7624088188.

VAPI

487. KATARIA AUTOMOBILES PVT. LTD. (0104-97-03), PLOT NO. C-29,NATIONAL HIGHWAY-8,G. I. D. C., VAPI, TAL. PARDI - 396195
PH :9924204423.
488. KATARIA AUTOMOBILES PVT. LTD. (0104-97-09), PLOT NO. 304/2, VILLAGE BALITHA, NH-8, OPP BABA SITARAM TEMPLE, NEAR SWAMINARAYAN SCHOOL, SALAV, VAPI , DISTRICT -VALSAD, GUJARAT - 369191
PH :9723462612.
489. AMAR CARS PVT. LTD. (9701-97-01), SURVEY NO. 1034, 1035, NEAR WOODLAND HOTEL, NH-8, VILLAGE - BALITHA, VAPI. - 396145
PH :9327909504.

VERAVAL

490. PERFECT AUTO SERVICES (5502-AH-05), NR. BALIYA HANUMAM,VERAVAL - JUNAGADH HIGHWAY, JUNAGADH, GUJARAT - 362265
PH :9989894550, 9898121122.

VIJAPUR

491. STARLINE CARS PVT. LTD. (D101-V2-04), HIMMATNAGAR HIGHWAY, ANANDPURA CHAR RASTA, VIJAPUR - 382870
PH :9909043635.

VIRAMGAM

492. KIRAN MOTORS LTD (AAB1-AAB-01), SURVEY NO.319/P, NILKI CHOKDI, VIRAMGAM, DISTT: AHMEDABAD, GUJARAT. - 382150
PH :8156016222.

VISNAGAR

493. STARLINE CARS PVT. LTD. (D101-RW-05), VISNAGAR -AMBAJI ROAD, OPP. DHAROI COLONY, VISNAGAR, DISTT.- MEHSANA - 384315
PH :7046046174.

VYARA

494. COMET CAR SALES & SERVICE PVT LTD (BIY1-BIY-01), SHOP NO. 11 & 12, BLOCK NO. 175/1/A, RS NO. 113, VYARA-SURAT ROAD, VYARA, DISTRICT – TAPI, GUJARAT - 394650
PH :9099916099.

WAGHODIA

495. KATARIA AUTOMOBILES PVT. LTD. (BZZ1-BZZ-01), OPPOSITE BHARAT PETROLEUM, WAGHODIA, TALUKA – WAGHODIA, DISTRICT – VADODARA, GUJARAT. - 391760
PH :7203013712.

WANKANER

496. ATUL MOTORS PVT LTD (BAL1-BAL-01), RAJKOT-WANKANER HIGHWAY, NEAR JADESHWAR CHAMBERS, NEAR INTERNATIONAL CERAMIC, WANKANER (GUJARAT) - 363621
PH :9904922333.

HARYANA

ADAMPUR (HARYANA)

497. HISSAR AUTOMOBILES (CWW1-CWW-01), KEWAT NO. 663, KHAT NO. 1147, KHESRI NO. 44/21/1/2(1-0), MANDI ADAMPUR, TEHSIL - ADAMPUR, DIST.-HISSAR, STATE - HARYANA. - 125052
PH :8607777153.

AMBALA

498. MODERN AUTOMOBILES (1801-18-01), MODEL TOWN CROSSING, G.T.ROAD, AMBALA, HARYANA. - 134003
PH :9215016044.
499. MODERN AUTOMOBILES (1801-18-02), NEAR AMAR PALI RESTAURANT, G.T. ROAD, AMBALA - 134003
PH :9215016044.

500. EAKANSH WHEELS (1802-18-01), STONE NO. 126, JAGADARI ROAD, VILLAGE TEPLA, AMBALA - 133001
PH :9991703000.

501. EAKANSH WHEELS (1802-18-03), PLOT NO. 8, BASANT VIHAR, BEHIND SWASTIK MARBLE, NEAR MOTOR MARKET, AMBALA CITY, HARYANA - 133001
PH :88813874888.

502. TR SAWHNEY (1803-18-01), JAGGI GARDEN, BALDEV NAGAR, OPPOSITE AMBALA PASSPORT OFFICE, AMBALA - 134003
PH :9990110068.

ASSANDH

503. KARNAL MOTORS PVT. LTD. (8906-CS-04), OPP. NEW GRAIN MARKET, KARNAL ROAD ASSANDH, DISTT. KARNAL - 272032
PH :7082111325.

BABARPUR

504. AUTO GALLERY(A UNIT OF RKH AUTOMOBILES P LTD) (CKX1-CKX-01), G.T. ROAD, NEAR PARK RESIDENCY, SHIMLA MAULANA, BADOLI, BABARPUR, DISTT. PANIPAT - 132103
PH :7009396727.

BAHADURGARH

505. COMPETENT AUTOMOBILES CO. LTD. (2G02-2G-01), PLOT NO. 1202, MIE PART B, BAHADURGARH, HARYANA - 124 507
PH :8929648144.

BAPOLI

506. AUTO GALLERY(A UNIT OF RKH AUTOMOBILES P LTD) (CW11-CW1-01), KHEWAT NO. 136, VILLAGE – JHAMBHA, TEHSIL – BAPOLI, DISTRICT – PANIPAT. - 132103
PH :9053400583.

BARARA

507. EAKANSH WHEELS (NX01-NX-01), SH-4, KALA AMB - SHAHBAD - BARARA ROAD, BARARA - 133201
PH :9991478100.

BARWALA

508. MODERN AUTOMOBILES (BSA2-BSA-01), KHEWAT/KHOTONI NO. 388, KHASARA NO. 46/9, 10, OPPOSITE AXIS BANK, VILLAGE BATAPUR, P.O. BARWALA, TEHSIL AND DISTT. PANCHKULA, HARYANA - 134118
PH :9896217059.

BAWAL

509. DINCO 4 WHEELS LLP (AUTO VIBES) (BBD2-BBD-01), KHATA NO. 326 AND KHATAUNI NO. 362, OPPOSITE PRATHAM HOUSING, NH-8, BAWAL, DISTRICT – REWARI, HARYANA . - 123501
PH :7082100250.

BHIWANI

510. JAGMOHAN MOTORS PVT LTD (X301-X3-01), DELHI ROHTAK ROAD, NEAR RADHA SWAMI SATSANG MANDIR, BHIWANI - 127021
PH :8685005592.

BILASPUR

511. PANDIT AUTOMOBILES PVT. LTD. (BGH1-BGH-01), NEAR GRAMIN BANK, JAGADHRI ROAD, BILASPUR, DISTRICT – YAMUNANAGAR, HARYANA. - 135102
PH :9992113854.

BILASPUR (HARYANA)

512. PLATINUM MOTOCORP LLP (2L04-CIA-02), KHASRA NO.54/67, CHOUDHARY NIHAL SINGH MARKET, BILASPUR CHOWK, NH-8, BILASPUR, DISTRICT – GURUGRAM. - 122413
PH :9953345329/9953345403.

CHARKHI DADRI

513. JAGMOHAN MOTORS PVT LTD (X301-CT-02), BHIWANI LOHARU ROAD, CHARKHI DADRI, BHIWANI - 127306
PH :8059900538.

CHEEKA

514. EAKANSH MOTORS PVT. LTD. (U802-HU-04), MARBLE MARKET, PATIALA ROAD, CHEEKA, HARYANA. - 136034
PH :8053086000.

CHHACHHRAULI

515. PANDIT AUTOMOBILES PVT. LTD. (CQZ1-CQZ-01), HB NO. 311, NEAR MDAV SCHOOL, TEHSIL – CHHACHHRAULI, DISTRICT – YAMUNA NAGAR. - 135103
PH :9812455895.

DADRI TOE

516. COMPETENT AUTOMOBILES CO. LTD. (BVH2-BVH-01), KHEWAT NO. – 270 MIN, KHATONI NO. – 319, DADRI TOYE, DISTT. JHAJJAR, HARYANA PIN 124103 - 124103
PH :9821308849.

DAHINA

517. DINCO 4 WHEELS LLP (AUTO VIBES) (GLH1-GLH-01), REWARI MAHENDERGARH ROAD, NEAR RAILWAY STATION, DAHINA, REWARI - 123411
PH :7082100201.

DEALER WORKSHOP (AS ON 31.03.2022)

DHAND

518. EAKANSH MOTORS (BEU1-BEU-01),
PANCHMUKHI CHOWK, KARNAL ROAD, DHAND,
DISTT. KAITHAL, HARYANA. - 136020
PH :8395906111.

DHARUHERA

519. DINCO 4 WHEELS LLP (AUTO VIBES)
(CRP1-CRP-01), KHASRA NO. 57, KILLA NO. 7,
SOHNA-DHARUHERA ROAD, OFF SECTOR-4A,
DHARUHERA, DIST.-REWARI.
PH :7082100270.

ELLENABAD

520. SHAKTI MOTORS PVT.LTD. (E401-IN-03),
SURERA CHOWNK, NEAR CHAUDHARI MANI RAM
COLLEGE, SIRSA ROAD, ELLENABAD - 125055
PH :8222900250.

FARIDABAD

521. VIPUL MOTORS PVT. LTD. (5801-58-01), 27/5 KM,
MAIN MATHURA ROAD, FARIDABAD - 121002
PH :2555011
2555013
97114 14556.
522. VIPUL MOTORS PVT. LTD. (5801-58-03), UNIT-II,
PLOT NO. 1A 19/6, MATHURA ROAD, FARIDABAD
- 121006
PH :4286000
4286024
4286024
9311321419.
523. TCS AUTOMOBILES (5804-58-01), PLOT NO-1A,
SECTOR-6, FARIDABAD, - 121001
PH :4292929; 7503036200.
524. FAIR DEAL PREMIUM WHEELS PVT.LTD.
(5807-58-01), PLOT NO.-17A, NIT INDUSTRIAL
AREA, NIT FARIDABAD - 121003
PH :8448296686.
525. TCS AUTOWORLD PVT. LTD. (TCS &
ASSOCIATES PVT. LTD.) (5804-58-02), 20.4 KMS
MILESTONE, BHASKAR COMPOUND, AMAR
NAGAR, MAIN MATHURA ROAD, FARIDABAD,
HARYANA. - 121003
PH :2277225; 7290082911.
526. AUTO NATION (A UNIT OF TAYAL INDIA MOTORS
PVT. LTD) (5806-58-01), 15/3, MATHURA ROAD,
NEAR SECTOR-28, METRO STATION,
FARIDABAD - 121003
PH :4180500
7290032501.
527. AUTO NATION (A UNIT OF TAYAL INDIA MOTORS
PVT. LTD) (5806-58-02), BYE PASS ROAD, PLOT
NO. 12 SECTOR-9, FARIDABAD. - 121006
PH :74287 48467.

FARRUKHNAGAR

528. PLATINUM MOTOCORP LLP (KE01-KE-01),
KHEVAT NO. 299, MUSTIL NO.-12, KHASRA NO.
-19/3 AND 22/2, VILLAGE – SEHADPUR
MOHAMADPUR, TEHSIL – FARRUKHNAGAR,
DISTRICT – GURGAON. - 122506
PH :9599007357/9953345380.

FATEHABAD

529. SHAKTI MOTORS PVT.LTD. (2H02-2H-01), NH-10,
SIRSA ROAD, FATEHABAD - 125050
PH :8222900217.

GANAUUR

530. JAGMOHAN AUTOMOTIVES PVT. LTD.
(NA04-NA-01), RAILWAY ROAD, GANAUR -
131101
PH :8199911106.

GHARAUNDA

531. KARNAL MOTORS PVT. LTD. (8906-MR-05),
WARD NO.-1, BEHIND GOVT. SR. SEC. SCHOOL
COLONY, GHARAUNDA, - 132114
PH :8222022321.

GOHANNA

532. JAGMOHAN AUTOMOTIVES PVT. LTD.
(CU03-CU-01), NEAR KHANPUR CHOWNK,
ROHTAK PANIPAT HIGHWAY, GOHANA, DISTT. -
SONEPAT - 131301
PH :8685005521.

GURGAON

533. PASCO AUTOMOBILES (9506-95-01), PASCO
HOUSE, 6 PALAM GURGAON ROAD, INDUSTRIAL
ESTATE, GURGAON - 122006
PH
:09650790323/7290069623/9999239959/4952100.
534. VIPUL MOTORS PVT. LTD. (5801-95-02), 504,
UDYOG VIHAR, PHASE-III, GURGAON - 122001
PH :4395701
4395704
8448487921.
535. COMPETENT AUTOMOBILES CO. LTD.
(9505-95-01), A-25, INFOCITY, SECTOR-33,
GURGAON - 122004
PH :42500002,
9582797735.
536. PASCO AUTOMOBILES (9506-95-02), SECTOR
17-18, DIVIDER ROAD, GURGAON, HARYANA, -
122015
PH :07015804442/7982087767/9650701958/
537. ROHAN MOTORS LTD. (9508-95-01), 2482/84,
SECTOR-52A, WAZIRABAD VILLAGE, OPP.
AARDI CITY MALL, GURGAON - 122001
PH
:08860076163/8130593202/8130593201/8130593
203.

538. VIPUL MOTORS PVT. LTD. (5801-95-04), PLOT
NO.5/22/1, SARHAUL VILLAGE,SECTOR-18, MAIN
ROAD, GURGAON. (HARYANA) - 201102
PH :4395800
4395806
844848936.

539. PREM MOTORS PVT. LTD. (9511-95-01), PLOT
NO.101, SAINI PLAZA MARKET, OPP. H BLOCK,
NEAR RAM MANDIR, PALAM VIHAR, GURGAON -
122017
PH :4337900, 7065003445.

540. PREM MOTORS PVT. LTD. (9512-95-01), PLOT
NO. 3.IDC, OPPOSITE SECTOR-14, GURGAON -
122001
PH :7065003373, 7065003377, 0124-4319000.

541. RANA MOTORS PVT LTD (9509-95-02), PLOT
NO.60, IDC, GURGAON - 122001
PH :48677777,
9873400882.

542. PASCO AUTOMOBILES (9510-95-01), PLOT NO.
34/3, DINESH JAIN COMPLEX, DELHI-AJMER
EXPRESSWAY (NH-8), RAJIV CHOWK,
GURGAON, HARYANA. - 122001
PH :9953669444/9953669222.

543. PREM MOTORS PVT. LTD. (9512-95-02), PLOT
NO. 122, PALAM VIHAR EXTENSION, NEAR
KRISHNA CHOWK, GURUGRAM - 122017
PH :4337933, 7065003442.

544. PLATINUM MOTO CORP (2L04-95-03), 5/13
SOHNA ROAD VILL-TIKRI ADJACENT TO
POLARIS HOSPITAL GURGAON HARYANA -
122018
PH :9953345370/9899118867.

545. PREM MOTORS (9512-95-G1), QILA NUMBER 8/2,
MUSTAKIL NO - 25, SECTOR 17-18, DIVIDING
ROAD, GURGAON, - 122015
PH :8800000817.

HANSI

546. JAGMOHAN MOTORS PVT LTD (GT02-GT-01), G.
T. HIGHWAY ROAD, MAIN ROHTAK HANSI ROAD,
NEAR HOLLAND TRACTORS AGENCY & HP
PETROL, HANSI - 124001
PH :8059900546.

HISAR

547. MODERN AUTOMOBILES (7602-76-01), OPP.
VIDYUT NAGAR, DELHI ROAD, HISAR, - 125005
PH :9355473000.
548. HISSAR AUTOMOBILES (7601-76-01), 5TH KM
STONE, SIRSA ROAD, HISSAR, HARYANA -
125001
PH :8607777043.
549. MODERN AUTOMOBILES (7602-76-02), OPP.
BBMB, HISSAR DELHI ROAD, HISSAR - 125001
PH :9355473000.

550. UNIQUE MOTORS PVT. LTD. (7603-76-01), OPP.
BHANU INDUSTRIES, DELHI ROAD, VILLAGE:
SATROD.HISSAR (HARYANA) - 125006
PH :8818055535.

HODAL

551. ROHAN MOTORS (EE01-UE-02), KILA NO.
8/2(7-11), 9(5-06), 12(5-0), 13(8-0), HIGHWAY
ROAD, NEAR RAILWAY BYEPASS CHOWK,
TEHSIL - HODAL, DIST.-PALWAL.
PH :8930202088 ; 9413080376.

ISMAILABAD

552. KARNAL MOTORS PVT. LTD. (I901-I9-01),
KHEWAT NO. 928, KHASRA NO. 2760(5-14),
2761(800), VILLAGE - ISMAILABAD, TEHSIL -
PEHOW, DIST.-KURUKSHETRA, HARYANA. - 136
129
PH :7082007138.

ISRANA

553. AUTO GALLERY (A UNIT OF RKH AUTOMOBILES
PRIVATE LIMITED) (I802-I8-01), MUSHTIL NO.
-119, NEAR MANDI MOD, MAIN GOHANA ROAD,
ISRANA - 132107
PH :9053400417.

JHAJJAR

554. COMPETENT (I802-0B-01), PLOT NO 5, NEAR
GOVT POLYTECHNIC COLLEGE,
JHAJJAR-BAHADURGARH ROAD, JHAJJAR,
HARYANA - 124101
PH :9999493040.

JIND

555. EAKANSH MOTORS PVT. LTD. (2K01-2K-01),
ROHTAK ROAD, NATIONAL HIGHWAY-71, OPP.
GRAIN MARKET, JIND, HARYANA - 126102
PH :7876008184.

JULANA

556. EAKANSH MOTORS PVT. LTD. (MA01-MA-01),
JIND ROHTAK MAIN ROAD, OPP. NEW BUS
STAND, JULANA, DIST. JIND, HARYANA - 126101
PH :8816802111.

KAITHAL

557. EAKANSH MOTORS PVT. LTD. (U802-U8-01),
AMBALA ROAD, NH-65, KAITHAL - 136027
PH :9671788801.

KALAYAT

558. EAKANSH MOTORS PVT. LTD. (BJP1-BJP-01),
NEAR BUS STAND, KAITHAL-KALAYAT ROAD,
VILLAGE-KALAYAT, DISTT. KAITHAL (HARYANA)
- 136117
PH :9671788801.

KALKA

DEALER WORKSHOP (AS ON 31.03.2022)

559. MODERN AUTOMOBILES (EG02-EG-01),
ADJOINING INDIAN OIL PETROL PUMP, RAM
NAGAR, NH-22, KALKA, DISTRICT – PANCHKULA,
HARYANA - 133302
PH :9896217059.

KARNAL

560. KARNAL MOTORS PVT. LTD. (8906-89-01), 71/3
MILESTONE , G.T.ROAD, KARNAL - 132001
PH :8222022399.
561. KARNAL MOTORS PVT. LTD. (8906-89-02), OPP.
BUS STAND, AMBALA CHANDIGARH HIGHWAY,
KARNAL - 132001
PH :8222022430.
562. MODERN AUTOMOBILES (8907-89-01), NEAR
NAMASTE CHOWK, OLD G.T.ROAD, KARNAL -
132001
PH :7419900042.

KHARKHODA

563. JAGMOHAN AUTOMOTIVES PVT. LTD.
(BU02-BU-01), NEAR KANYA GURUKUL
MAHAYIDYALYA, DELHI ROAD, NEAR UNION
BANK, KHARKHODA (HARYANA) - 131402
PH :8685005593.

KOSLI

564. DINCO 4 WHEELS LLP (AUTO VIBES)
(CAN1-CAN-01), OPPOSITE RAJIV GANDHI
STADIUM, TEHSIL ROAD KOSLI, DISTRICT –
REWARI, HARYANA . - 123302
PH :7082100202.

KUND

565. DINCO 4 WHEELS LLP (AUTO VIBES)
(CJL1-CJL-01), NEAR KUND BARRIER, OPP. SBI
BANK, NARNAUL ROAD, VILLAGE - MANETHI,
KUND, DISTRICT - REWARI, HARYANA . - 123102
PH :856998928 , 97082100000.

KUNDLI

566. JAGMOHAN AUTOMOTIVES PVT. LTD.
(GU03-GU-01), OPP. TDI OFFICE, DELHI
KUNDALI BORDER, GT KARNAL ROAD SONEPAT
- 131001
PH :8059900518.

KURUKSHETRA

567. KARNAL MOTORS PVT. LTD. (8906-U6-03), PLOT
NO. 156, INDUSTRIAL AREA, SECTOR-2,
KURUKSHETRA - 136 118
PH :8222022371.

LADWA

568. KARNAL MOTORS PVT. LTD. (CRA1-CRA-01),
KHEWAT NO.197, KHATONI NO.233, KHASRA
NO.27/17/1,27/14, LADWA-KURUKSHETRA ROAD,
VILLAGE - LADWA, TEHSIL THANESAR, DISTT.
KURUKSHETRA - 136132
PH :7082007182.

MADLAUDA

569. AUTO GALLERY (A UNIT OF RKH AUTOMOBILES
PRIVATE LIMITED) (CFK2-CFK-01),
VILLAGE-BHALSI, ASSANDH-PANIPAT ROAD,
MADLAUDA, PIN-132113, HARYANA - 132113
PH :9053400524.

MAHENDARGARH

570. PLATINUM MOTO CORP (DP01-DP-01), KHEWAT
NO. 187, KILLA NO. 51/8, REVENUE ESTATE OF
VILLAGE REWASA, DADRI ROAD, TEHSIL &
DISTRICT, MAHINDERGARH, PIN-123029,
HARYANA - 123029
PH :9566136120, 9053088490.

MANDI DABWALI

571. SHAKTI MOTORS PVT.LTD. (E401-KU-02),
SANGARIA ROAD, DABWALI, DISTT.-SIRSA -
125104
PH :8222900209.

MANESAR

572. PLATINUM MOTOCORP LLP (2L04-2L-01), PLOT
NO.282, SEC 6, IMT MANESAR DISTT. GURGAON.
- 122052
PH :09953345326/9953345324/9910100341.

MEHAM

573. JAGMOHAN MOTORS PVT LTD (A601-NZ-08),
MAIN MARKET, NATIONAL HIGHWAY-10,
ROHTAK-HISSAR ROAD, MEHAM,
DISTRICT-ROHTAK - 124101
PH :8059900592.

MOHNA

574. TCS & ASSOCIATES PVT LTD (CRT1-CRT-01),
YAMUNA PUL ROAD , NEAR GYATRI PETROL
PUMP , VPO-MOHANA,TEHSIL BALLABGARH ,
DISTT FARIDABAD - 121004
PH :9911573130, 8929579400.

MUSTAFABAD

575. PANDIT AUTOMOBILES PVT. LTD.
(CDX1-CDX-01), KHATUNI NO. 205/287, KHASRA
NO. 39:17/2, VILLAGE - MANSURPUR, THANA -
CHAPPER, MUSTAFABAD, DIST.-YAMUNA
NAGAR, STATE - HARYANA, - 133 103
PH :9992113854.

NARAINGARH

576. EAKANSH WHEELS (1802-CV-02), NH-72,
AMBALA-KALA AMB ROAD, NEAR ADARSH
FILLING STATION, NARAINGARH - 134203
PH :9991143700.

NARNAUL

577. PLATINUM MOTOCORP LLP (9Q02-9Q-01),
KAILASH NAGAR, REWARI ROAD, NARNAUL,
HARYANA, - 123001
PH
:09053088460/9582226838/9053088501/9053088
451/9053088500.

NARNAUND

578. JAGMOHAN MOTORS (SDK1-SDK-01), KHASRA
NO. 234, HANSI ROAD, NARNAUND, DISTT.
HISAR, HARYANA. - 125039
PH :9812000471.

NARWANA

579. EAKANSH MOTORS PVT. LTD. (U802-CW-03),
OPP. HAFED GODOWN-2, NH-65 AKHERAM
NAGAR, NARWANA - 126116
PH :9813583100.

PALWAL

580. ROHAN MOTORS LTD. (EE01-EE-01), SANWAL
COLONY, MAIN MATHURA ROAD, NEAR SDM
COURT, PALWAL - 121101
PH :304100 ; 304107/8930202060.

PANCHKULA

581. MODERN AUTOMOBILES (0702-K3-03), PLOT NO.
318, INDUSTRIAL AREA, PHASE-2, PANCHKULA -
134113
PH :9646000165.
582. AUTOPACE NETWORK PVT LTD (0705-K3-03),
PLOT NO. 5, INDUSTRIAL AREA, PHASE-1,
PANCHKULA, HARYANA. - 134113
PH :7087119847.
583. AUTO VOGUE PVT. LTD. (K303-K3-01), PLOT NO-
388, INDUSTRIAL AREA PHASE-1, PANCHKULA,
HARYANA. - 134113
PH :8558813181.

PANIPAT

584. AUTO GALLERY(A UNIT OF RKH AUTOMOBILES
P LTD) (D302-D3-01), KHASRA NO. 43/6, 44/9 &
10, VILLAGE – JATTIPUR, NEAR HOTEL SWARNA
MAHAL, NH-1, PANIPAT, HARYANA. - 132103
PH :9053400515.

PATAUDI

585. PLATINUM MOTOCORP LLP (BY03-BY-01), HALI
MANDI ROAD, OPPOSITE SHIV MURTI, PATAUDI,
DIST. - GURGAON - 122503
PH :9953345381/9953345488/9953345330.

PEHOWA

586. KARNAL MOTORS PVT. LTD. (2M02-2M-01),
NEAR SHARMA SERVICE STATION,
KURUKSHETRA ROAD, PEHOWA - 136128
PH :8053906011.

PUNDRI

587. EAKANSH MOTORS PVT. LTD. (BFF1-BFF-01),
KILA NO- 3/10, KHEWAT 2147 OPP. HARCHARAN
FILLING STATION, KAITHAL ROAD, PUNDRI DIST.
KAITHAL, HARYANA - 136026
PH :9671788801.

PUNHANA

588. PASCO AUTOMOBILES (BIU1-01-BIU-01), KILA
NO. 4/2, PUNHANA, DIST.-MEWAT, HARYANA -
122508
PH :9991300950, 8059730879.

RADAUR

589. PANDIT AUTOMOBILES PVT. LTD. (D201-EN-02),
OPP. JMIT ENGG. COLLEGE, NEAR BUS STAND,
RADAUR, DISTRICT-RADAUR, HARYANA - 135001
PH :9992113854.

REWARI

590. DINCO 4 WHEELS LLP (AUTO VIBES)
(U102-U1-01), BAWAL ROAD, NEAR BYE PASS
ROAD, REWARI (HARYANA)) - 123401
PH :7082100200/7082100204/7082100201.

ROHTAK

591. JAGMOHAN MOTORS PVT LTD (A601-A6-01),
SONEPAT ROAD, ROHTAK - 124001
PH :9467465035.
592. JAGMOHAN MOTORS PVT LTD (A601-A6-09),
SWAN GARDEN, DELHI ROAD, ROHTAK - 124001
PH :9812000357.
593. UNIQUE AUTO LEAD LLP (A602-A6-01), KHASRA
NO- 3597 JIND ROAD, JIND CHOWK, ROHTAK,
HARYANA - 124001

SAFIDON

594. EAKANSH MOTORS PVT. LTD. (U802-JU-05),
NEAR BRSK SCHOOL , OPPOSITE RELIANCE
PETROL PUMP, PANIPAT ROAD, SAFFIDON,
DISTRICT- JIND - 126112
PH :9416616603.

SAMPLA

595. JAGMOHAN MOTORS PVT LTD (NY01-NY-01),
NEAR VASUNDRA CAFE, DELHI ROHTAK ROAD,
SAMPLA, DISTT. ROHTAK - 124501
PH :9812000351.

SHAHABAD

596. KARNAL MOTORS PVT. LTD. (CCR2-CCR-01),
KHEWAT NO. 460, KATONI NO. 486, KHASRA NO.
170, TEHSIL - SHAHABAD, DIST.- KURUKSHETRA.
- 136135
PH :8222022338.

SIRSA

597. SHAKTI MOTORS PVT.LTD. (E401-E4-01),
DABBALI RD., SIRSA, HARYANA - 125055
PH :8222900201.

SIWANI

DEALER WORKSHOP (AS ON 31.03.2022)

598. HISSAR AUTOMOBILES (HA02-HA-01), OPP.GOV'T HOSPITAL, SIWANI BYPASS CHOWK, HISSAR ROAD, SIWANI, DIST. BHIWANI -127046 HARYANA - 127046
PH :8607777149.

SOHNA

599. PASCO AUTOMOBILES (9506-KZ-03), 56, KILLA NO. 13 (4-10), 18(4-6), 19 (8-0), 22 (8-0), 23 (4-2), VILLAGE - ALIPUR, SOHNA GURUGRAM ROAD, TEHSIL - SOHNA , DISTRICT -GURUGRAM. - 122103
PH :08683000902/9873711127/8683000919.

SONIPAT

600. JAGMOHAN AUTOMOTIVES PVT. LTD. (J502-J5-01), BAHALGARH-DELHI ROAD, OPP. POWER HOUSE, SONIPAT - 131001
PH :9992200372.
601. JAGMOHAN AUTOMOTIVES PVT. LTD. (J502-J5-02), GAYATRI GARDEN, MURTHAL ROAD, SONEPAT (HARYANA) - 131001
PH :8685005668.
602. JAGMOHAN AUTOMOTIVES PVT. LTD. (J502-J5-03), O-11 INDUSTRIAL AREA, SONIPAT, HARYANA. - 131001
PH :9812615000.

TAURU

603. PASCO AUTOMOBILES (BIV1-BIV-01), KILA NO. 34/1/2, REWARI ROAD, TAURU, DIST.-MEWAT, HARYANA. - 122015
PH :8683000902, 9873001497, 8683000954, 9671150250, 9034926253.

TOHANA

604. SHAKTI MOTORS PVT.LTD. (XP01-XP-01), NEAR GREEN VALLEY PUBLIC SCHOOL, RATIA ROAD, TOHANA - 125120
PH :8572800991.

TOSHAM

605. JAGMOHAN MOTORS PVT LTD (0Y01-0Y-01), BHIWANI ROAD, TEH. TOSHAM, DIST. BHIWANI. - 127040
PH :8059900566.

YAMUNANAGAR

606. PANDIT AUTOMOBILES PVT. LTD. (D201-D2-01), GOVINDPURI ROAD, JAGADRI, YAMUNANAGAR - 135001
PH :9812455896.
607. PANDIT AUTOMOBILES PVT. LTD. (D201-D2-03), PLOT NO E-8, INDUSTRIAL AREA, ITI ROAD, YAMUNA NAGAR (HARYANA) - 135001
PH :9812455896.

HIMACHAL PRADESH

ALAMPUR

608. KANGRA VEHICLEADES (RL01-RL-01), KHASRA NO. 1606/1582, STATE HIGHWAY PALAMPUR-SUJANPUR AT JANGAL, VILLAGE - ALAMPUR, DIST.-KANGRA. - 176082
PH :8988002269.

BADDI

609. GOYAL MOTORS PVT LTD (7D01-CIF-04), KHATA/KHATAUNI NO. 26/26, KHASRA NO. 93/56/32 AND 94/56/32, KITAS 2, REVENUE MAUZA – CHAK JANGI, HADBAST NO. 203, TEHSIL – BADDI, DISTRICT – SOLAN, HIMACHAL PRADESH. - 173205
PH :9418076972.

BAIJNATH

610. KANGRA VEHICLEADES (BBC1-BBC-01), TASHI JONG , PAPROLA-BAIJNATH, NH-20, KANGRA -MANDI ROAD, TEHSIL BAIJNATH, DISTT. KANGRA - 176115
PH :8628820603.

BANIKHET

611. PATHANKOT VEHICLEADES PVT. LTD. (BWN1-BWN-01), KHASRA NO.709, KHATA KHATOONI NO.23, BANIKHET, THE-DALHOUSIE, DISTT. CHAMBA - 176303
PH :254186, 232036, 9418048803.

BILASPUR

612. COMPETENT AUTOMOBILES CO. LTD. (6Y01-6Y-01), KHEWAT NO. 8/8 KHATAUNI, KHASRA NO. 137/30, 31, MAUZA KOTHI, PARGANA 9, P. O. – CHANDPUR, TEHSIL – SADAR, DIST.- BILASPUR, HIMACHAL PRADESH. - 174001
PH :7807166832, 7807800330 / 7807800440.

CHAMBA

613. KANGRA VEHICLEADES (D902-JF-03), MOHALLA SULTANPUR, BALU BRIDGE, CHAMBA - 176310
PH :9418059252 , 9418045778.
614. KANGRA VEHICLEADES (D902-JF-05), KHASRA NO. 88/96, 1 & KHASRA NO.628/276, VILLAGE & PO SAROO, THE. & DISTT. CHAMBA, HIMACHAL PRADESH. - 176310
PH :9418059252 , 9418013810.

CHOWARI

615. PATHANKOT VEHICLEADES PVT. LTD. (CWV1-CWV-01), KHATA KHATNI NO. 24/32 MIN, KHASRA NO. 90, VILLAGE - LAHRU, P.O. - PARCHHORE, TEHSIL - BHATTIYAT, DIST. -CHAMBA, HAMACHAL PRADESH. - 144416
PH :8894569632.

DEHRA

616. KANGRA VEHICLEADES (D902-HT-02), VILLAGE & P.O. SUNHET, TEHSIL DEHRA, DIST. KANGRA - 177101
PH :9817013058.

GAGGAL

617. KANGRA VEHICLEADES (BBV1-BBV-01), NATIONAL HIGHWAY -20 , ZAMANABAD ROAD, ICHHI, GAGGAL, DISTT. KANGRA , HIMACHAL PRADESH - 176209
PH :9418988832.

HAMIRPUR

618. COMPETENT AUTOMOBILES CO. LTD. (W901-W9-01), VILLAGE TIKKAR, P.O DIDWIN TEHSIL & DISTT, HAMIRPUR - 177401
PH :9805510276.

INDORA

619. PATHANKOT VEHICLEADES PVT. LTD. (BHE1-BHE-01), VILLAGE CHANDOR, PO & TEHSIL INDORA, DISTT. KANGRA, PIN-176401, HIMACHAL PRADESH - 176401
PH :9418008627.

JAISINGHPUR

620. KANGRA VEHICLEADES (BVA1-BVA-01), HARSI PATTAN ROAD, OPP. SABJI MANDI, TEHSIL – JAISINGHPUR, DIST. – KANGRA, HIMACHAL PRADESH. - 176095
PH :9418477756.

JAWALI

621. PATHANKOT VEHICLEADES PVT. LTD. (BXE1-BXE-01), VILLAGE - TIUKARI, NEAR MAHAVIR HOSPITAL LUBH ROAD, TEHSIL - JAWALI, DIST.-KANGRA, HAMACHAL PRADESH. - 176023
PH :9418195333.

JOGINDER NAGAR

622. COMPETENT AUTOMOBILES CO. LTD. (BBO1-BBO-01), VILL. DHELU PO DOHAG, JOGINDER NAGAR (H.P.) - 175015
PH :9805005754.

KULLU

623. COMPETENT AUTOMOBILES CO. LTD. (2Q01-2Q-01), OPPOSITE S.S.B. TRAINING CENTRE, SHAMSHI, KULLU - 175126
PH :7018035136.

KUNIHAR

624. GOYAL MOTORS PVT LTD (BBX1-BBX-01), KHATA NO. – 77, VILLAGE KOTHI, P.O. KUNNIHAR, TEHSIL – ARKI, DISTRICT – SOLAN, HIMACHAL PRADESH - 173207
PH :9418312472.

MANALI

625. COMPETENT AUTOMOBILES CO. LTD. (BKU1-BKU-01), VILL. CHOURI VIHAR (AALU GROUND), P.O. & THE SIL - MANALI, DIST. KULLU, (H.P.) - 175131
PH :9418387465.

MANDI

626. COMPETENT AUTOMOBILES CO. LTD. (B301-B3-01), GUTKAR INDUSTRIAL AREA, DELHI MANDI ROAD, N.H.21 GUTKAR, MANDI - 124501
PH :9805513208/9816664891.

NADAUN

627. COMPETENT AUTOMOBILES CO. LTD. (BXA1-BXA-01), VILLAGE JALAN, KHASRA NO.183, PO & TEHSIL NADAUN, DISTT. HAMIRPUR, HIMACHAL PRADESH - 177041
PH :9805737436.

NAGROTA

628. KANGRA VEHICLEADES (D902-D9-01), MALAN, NAGROTA - BAGWAN, KANGRA, H.P. - 176047
PH :7018268819.

NAGROTA BAGWAN

629. KANGRA VEHICLEADES (D902-D9-06), JHIKLI AMBARI, MOUZA AMBARI, MALAN, NAGROTA BAGWAN, TEHSIL & DISTT. KANGRA, HIMACHAL PRADESH - 176047
PH :7018268819.

NAGROTA SURIAN

630. KANGRA VEHICLEADES (BGI1-BGI-01), KHEWAT NO. 115, KHATAUNI NO. 127, KHASRA NO. 2037, MAHAL BASSA, SUB TEHSIL – NAGROTA SURIAN, DISTRICT – KANGRA. - 176027
PH :9418488999.

NALAGARH

631. GOYAL MOTORS PVT LTD (IB02-IB-01), NEAR HP PETROL PUMP, VILLAGE PEERSTHAN, P.O & TEHSIL NALAGARH, DISTT. SOLAN (H.P.) - 174101
PH :9418704572.

NERWA

632. GOYAL MOTORS PVT LTD (CRS1-CRS-01), KHASRA NO. 482, VILLAGE – KEDI, TEHSIL – NERWA, DISTRICT – SHIMLA, HIMACHAL PRADESH. - 171210
PH :9418663572.

NURPUR

633. KANGRA VEHICLEADES (D902-JG-04), VILLAGE JACHH, PO JASSUR, TEHSIL NURPUR, DISTT. KANGRA - 176201
PH :9418195333 , 9418041778.

PALAMPUR

DEALER WORKSHOP (AS ON 31.03.2022)

634. KANGRA VEHICLEADES (2T01-2T-01), NEAR IOCL PUMP, KANGRA MANDI ROAD, PALAMPUR, DISTT. KANGRA, HIMACHAL PRADESH. - 176061
PH :9418222622/ 9463265072.

PAONTA SAHIB

635. GOYAL MOTORS PVT LTD (A901-8G-02), OPP BIBIJUET KAUR SENIOR SECONDARY SCHOOL, SHAMSHERPUR , NH-72, PAONTA SAHIB - 173025
PH :9459210872.

RAJGARH

636. GOYAL MOTORS PVT LTD (BJX1-BJX-01), KHATA NO. 517/505, 478/3, KHASRA NO. – 38/98 VILLAGE NERI RATAULI, P.O. RAJGARH TEHSIL – RAJGARH, DISTRICT – SIRMAUR , HIMACHAL PRADESH - 173101
PH :9418312472.

RAMPUR

637. GOYAL MOTORS PVT LTD (CEZ1-CEZ-01), KHASRA NO. 824/825, MINN NO. 155/396, 163/411, NAGLI, ROHRU ROAD, RAMPUR, TEHSIL – RAMPUR, DISTRICT – SHIMLA. - 172001
PH :9459296572.

ROHRU

638. GOYAL MOTORS PVT LTD (JZ01-JZ-01), CHARGAON SHIMLA ROAD, ROHRU, DISTRICT -SHIMLA - 171207
PH :9418016072.

SALOONI

639. PATHANKOT VEHICLEADES (SES1-SES-01), KHASRA NO. 299/174, VILLAGE. MANJEER, TEHSIL-SALOONI, DISTT. CHAMBA, PIN-176320, HIMACHAL PRADESH - 176320
PH :9418059252.

SHAHPUR

640. KANGRA VEHICLEADES (SCR1-SCR-01), VILLAGE MANJHGRAN, P.O. DRAMMAN, TEHSIL SHAHPUR, DISTT. KANGRA, HIMACHAL PRADESH - 176206
PH :9459900241.

SHIMLA

641. GOYAL MOTORS PVT LTD (A901-A9-01), TARADEVI, SHIMLA,(H.P.) - 171010
PH :9418663572.

SOLAN

642. GOYAL MOTORS PVT LTD (7D01-7D-01), DEON GHAT, SOLAN - 173211
PH :9418138772.

UNA

643. COMPETENT AUTOMOBILES CO. LTD. (QD01-QD-01), VILLAGE RAINSARY,P.O JHALERA,TEHSIL & DISTRICT:UNA - 174303
PH :9805737436.

JAMMU

MARH

644. JAMKASH VEHICLEADES PVT. LTD (BPM1-BPM-01), KHASRA NO. 269, LOWER MUTHI DHARMAL, DIST.-JAMMU, STATE - JAMMU & KASHMIR. - 181205
PH :7006898474

JAMMU & KASHMIR

CHOWKI CHOURA

645. JAMU MOTORS (SDY1-SDY-01), KHASRA NO. 37 MIN, ADJACENT TO J&K BANK, JAMMU POONCH HIGHWAY, CHOWKI CHOURA, JAMMU & KASHMIR - 185154
PH :9596975060.

JAMMU AND KASHMIR

AKHNOOR

646. JAMMU MOTORS PVT. LTD. (2X02-2X-01), MAIN ROAD DASKAL, TEHSIL – AKHNOOR, DISTRICT - JAMMU - 181201
PH :9419118393.

ANANTNAG

647. PEAKS AUTO PVT. LTD. (2Y01-2Y-01), NH-1A, MOUZA UROONHALL, THE & DISTT. ANANTNAG - 228165
PH :9519275151.

BANDIPORA

648. JAMKASH VEHICLEADES (KASHMIR) PVT LTD (1205-OA-04), AJAR BANDIPORA , J&K - 193502
PH :9149726427.

BARAMULLA

649. JAMKASH VEHICLEADES (KASHMIR) PVT LTD (8C01-8C-01), VILLAGE SANGRAMA,WAGAROO, BARAMULA - 193101
PH :7889612218.

BHADRAWAH

650. J & K VEHICLEADES PVT. LTD (AKA1-AKA-01), KHASRA NO.2863, LOWER SUNGLI UNIVERSITY ROAD, BHADERWAH, DISTT. DODA, J&K - 182222
PH :9419796821.

BHASOLI

651. JAMKASH VEHICLEADES PVT. LTD. (GLK1-GLK-01), ZERO MORTH, BASHOLI, DISTT. KATHUA, BASHOLI, PIN-184201, JAMMU & KASHMIR - 184201
PH :9018847230.

BUDGAM

652. HIGHLAND AUTOMOBILES PVT.LTD (1202-CUG-04), KHASRA NO. 208 MIN, KHEWAT NO. 9 AND KHATTA NO. 55, MOUZA - PALLAR, TEHSIL AND DIST.-BUDGAM. - 191111
PH :9419019898.

DAYALACHAK

653. JAMKASH VEHICLEADES PVT. LTD (BFH1-BFH-01), KHASRA NO. 183, KHEWAT NO.14, KHATANO-74, VILLAGE CHAK SAKTA, DAYALACHAK,TEHSIL & DISTT. KATHUA , JAMMU & KASHMIR - 184121
PH :88492849170.

DODA

654. J & K VEHICLEADES PVT. LTD (2Z02-2Z-01), MINTO CAR CARE, AKHYARABAD, MAIN ROAD, DODA CITY, DODA (J&K) - 182202
PH :9419796821.

GANDERBAL

655. JAMKASH VEHICLEADES (KASHMIR) PVT LTD (ZA01-ZA-01), MALSHAIE BAGH, GANDERBAL (J&K) - 191201
PH :9419000828.

HANDWARA

656. JAMKASH VEHICLEADES (KASHMIR) PVT LTD (BYA1-BYA-01), KHEWAT NO-31, KHATTA NO-298, SURVEY NO- 3764/1816, MOZA BRARIPORA, TEH- HANDWARA, DIST- KUPWARA, J&K - 193221
PH :262322, 9419074012.

JAMMU

657. JAMKASH VEHICLEADES PVT. LTD (3306-33-01), NH-1A, BYE PASS, OPP CHANNI HIMMAT, JAMMU - 180015
PH :6006801639.

658. JAMKASH VEHICLEADES PVT. LTD (3306-33-02), NEAR GENERAL BUS STAND, OPP. PHE OFFICE, B.C. ROAD, JAMMU - 180001
PH :9419224014.

659. JAMKASH VEHICLEADES PVT. LTD (3306-33-04), SUNJWAN, DISTT. JAMMU - 180011
PH :7006018600.

660. PEAKS AUTO JAMMU PVT. LTD. (3312-33-01), GANGYAL INDUSTRIAL AREA, BEHIND COCA COLA FACTORY, JAMMU - 180010
PH :9697001125.

661. JAMMU MOTORS PVT. LTD. (3308-33-01), 6, AKHNOOR ROAD, JAMMU. - 180001
PH :9419118393.

662. JAMMU MOTORS PVT. LTD. (3308-33-02), PLOT NO.2, RAJPURA CHUNGI OPP AG OFFICE, AKHNOOR ROAD, JAMMU - 180002
PH :9419118393.

663. PEAKS AUTO JAMMU PVT. LTD. (3312-33-02), KHASRA NO 425 & 426, KHATA NO.425 & 426, TOPE SHRKHANIAN (BACKSIDE OF BEST PRICE), AKNOOR ROAD, JAMMU. - 180001
PH :9697001125.

664. JAMKASH VEHICLEADES PVT. LTD (3306-33-07), KHEWAT NO. 25, KHATA NO. 355, KHASRA NO. 544 MIN PALOURA ROAD, JANIPUR, JAMMU. - 180007
PH :9419191502.

KATHUA

665. JAMMU MOTORS PVT. LTD. (3802-38-01), WARD NO.13, CHAK PARTAP SINGH HATLI MORH, NH1-A, KATHUA TEHSIL KATHUA - 184101
PH :9419118393.

KULGAM

666. PEAKS AUTO PVT. LTD. (OY01-OY-01), NEAR GRID STATION,MAIN ROAD, KULGAM - 191202
PH :9519275151.

KUPWARA

667. JAMKASH VEHICLEADES (KASHMIR) PVT LTD (1205-AX-03), JAMKASH VEHICLEADES, NEAR GM FILLING STATION, DC OFFICE ROAD KUPWARA - 193223
PH :9622499902.

MAGAM

668. JAMKASH VEHICLEADES PVT. LTD (GLS1-GLS-01), KHASRA NO. 34, MOUZA - CHICHILORA, MAGAM, GULMARG ROAD, TEHSIL - KWARHAMA, DIST.-BARAMULLA, JAMMU & KASHMIR. - 193 401
PH :8825016046.

PHINTER

669. JAMKASH VEHICLEADES PVT. LTD (BHV1-BHV-01), KHASRA NO.2293/405 AND KHEWAT NO.81/98, GURHA KALYAL, PHINTER, TEHSIL RAMKOT, DISTT. KATHUA, J&K. - 184203
PH :9419187583.

POONCH

670. JAMKASH VEHICLEADES PVT. LTD (AAW1-AAW-01), VILLAGE KUNUYIAN, TEHSIL HAVELI POONCH, JAMMU & KASHMIR. - 185121
PH :7006014395.

PULWAMA

671. PEAKS AUTO PVT. LTD. (1204-MU-03), MUGHAL ROAD, GUNGOO, PULWAMA - 192301
PH :9519275151.

RAJOURI

672. JAMKASH VEHICLEADES PVT. LTD (3306-KS-06), KALAKOTE ROAD, VILLAGE BADOL, RAJOURI - 185131
PH :7006014395.

DEALER WORKSHOP (AS ON 31.03.2022)

RS PURA

673. JAMKASH VEHICLEADES PVT. LTD (3306-JN-03),
GAGAIN MORTH, R S PURA, JAMMU. - 181102
PH :9419190370.

SHOPIAN

674. PEAKS AUTO PVT. LTD. (AAA1-AAA-01), AGLAR
SOFANAMAN, SHOPIAN - 192303
PH :9519275151.

SIDHRA

675. JAMKASH VEHICLEADES PVT. LTD
(CDL1-CDL-01), KHASRA NO.80 & KHATA NO.100,
VILLAGE SIDHRA, NH1A, NEAR BHARAT
PETROLEUM PETROL PUMP, TEH. & DISTT.
JAMMU - 180019
PH :9419134144.

SRINAGAR

676. HIGHLAND AUTOMOBILES PVT.LTD (1202-12-01),
SONWAR, SRINAGAR - 190001
PH :9419057564.
677. JAMKASH VEHICLEADES (KASHMIR) PVT LTD
(1205-12-01), HYDERPURA BY PASS CROSSING,
SRINAGAR - 190015
PH :7006037255.
678. PEAKS AUTO PVT. LTD. (1204-12-01), BYE PASS
ROAD, NH - 1A, NEAR HOTAL SILVER STAR,
SRINAGAR - 191101
PH :9519275151.
679. JAMKASH VEHICLEADES (KASHMIR) PVT LTD
(1205-12-05), NARBAL CROSSING, NH-1A,
SRINAGAR, JAMMU & KASHMIR - 190017
PH :9796700750.

SUNDERBANI

680. PEAKS AUTO JAMMU PVT. LTD. (AAM3-AAM-01),
MOUZA THANDA PANI, TEH. SUNDERBANI -
185153
PH :9697001125.

SURANKOTE

681. PEAKS AUTO JAMMU PVT. LTD. (TY03-TY-01),
NEAR KNIET KING FILLING STATION, BHARAT
PETROLEUM, POONCH MUGHAL ROAD,
SURANKOTE, DISTT: POONCH - 185101
PH :9697001125.

THANA MANDI

682. JAMKASH VEHICLEADES PVT. LTD.
(SO01-SO-01), HASPLOTE(CHRUNG), TEHSIL
THANAMANDI, DISTRICT RAJOURI -185212 -
185212
PH :9419267607.

UDHAMPUR

683. J& K VEHICLEADES PVT. LTD (D801-D8-01),
NATIONAL HIGHWAY 1A, NEAR DAK BANGLOW,
UDHAMPUR - 182101
PH :7006881028.

URI (CHAAL BONIYAAR)

684. JAMKASH VEHICLEADES (KASHMIR) PVT LTD
(CCK1-CCK-01), KHASRA NO.346/118, KEWAT
NO.15, KHATA NO.30, MOUZ-CHALAL (URI),
TEHSIL-BONIYAR, DISTT. BARAMULLA - 193123
PH :9419074012.

JHARKHAND

BAGODAR

685. RELIABLE INDUSTRIES PVT. LTD.
(BHA1-BHA-01), SONTURPI, GT ROAD, GAIDA,
BAGODAR, GIRIDIH, JHARKHAND. - 825322
PH :9507102036
9835814404.

BOKARO

686. HINDUSTAN AUTO AGENCY (B501-B5-02), R1,
CITY CENTRE, SECTOR-4, BOKARO STEEL CITY,
BOKARO - 827004
PH :9831550033/7070403002/9431128683.
687. HINDUSTAN AUTO AGENCY (B501-B5-03), M2,
SECTOR-4, CITY CENTRE, BOKARO STEEL
CITY (JHARKHAND) - 827004
PH :9431127983/9431128683.

CHAIBASA

688. PEBCO MOTORS (BOY1-BOY-01), KOLHAN
TIMBER MERCHANT, NEAR RAILWAY
CROSSING, TATA ROAD, CHAIBASA, DISTRICT –
WEST SINGHDHUM, JHARKHAND. - 833201
PH :7070449718.

CHANDWA

689. HILLTOP MOTORS (A UNIT OF HIRALAL MOTORS
PVT LTD) (SCS1-SCS-01), HILLTOP MOTORS,
MAIN ROAD, CHANDWA, PO AND PS, CHANDWA
– 829203, DIST – LATEHAR, JHARKHAND -
829203
PH :7061157502.

CHIRKUNDA

690. RELIABLE INDUSTRIES (CQT1-CQT-01), PLOT
NO. 109-110, KHAITAN NO. 12, MOUZA NO. 251,
P.S. – CHIRKUNDA, DISTRICT – DHANBAD,
JHARKHAND. - 828202
PH :9905937751
9835814404.

DALTONGANJ

691. PREMSONS MOTORS UDYOG PVT LTD
(5103-MP-02), KACEHRI ROAD, DALTONGANJ,
PALAMU - 822101
PH :9835507004.

DEOGHAR

692. RELIABLE INDUSTRIES (5202-KR-03), SHAHEED
ASHRAM ROAD, JHAUNSAGARHI, DEOGHAR, -
814112
PH :6207129088
7001553251.

693. RELIABLE INDUSTRIES (KR02-KR-01), MOUZA -
CHAKRIPAHARI, NO. 587, WARD NO. 36,
DEOGHAR, JHARKHAND. - 814114
PH :9835811220, 9835814404.

DHANBAD

694. RELIABLE INDUSTRIES (5202-52-01), KATRAS
ROAD, DHANBAD, JHARKHAND. - 826001
PH :9835830202
7369945040.

695. RELIABLE INDUSTRIES (5202-52-02), BEHIND
PRABHAT KHABAR, AT: KOLAKUSMA, P.O K.G.
ASHRAM, SARAIIDHELA , DHANBAD - 828127
PH :8102333474
7369945043.

696. RELIABLE INDUSTRIES (5202-52-06), SUGIADIH,
HIRAK ROAD, SARAIIDHELA, DHANBAD,
JHARKHAND. - 828127
PH :9334094940.

697. CAR ONE (A UNIT OF RAJHANS AUTOMOBILES
PRIVATE LIMITED) (5205-52-01), NH-2, GT ROAD,
SAHARJORI, BARWADA, DHANBAD. - 828 109
PH :9006828000, 9835740433.

698. RELIABLE INDUSTRIES (5202-52-09),
TILAKRAIDIH, K G ASHRAM, NH-32, GOVINDPUR,
DHANBAD, JHARKHAND - 828109
PH :9031096662.

DUMKA

699. RELIABLE INDUSTRIES (L701-L7-01), OPP
DUDHANI PETROL PUMP, DEOGHAR-PAKUR
ROAD,DUMKA (JHARKHAND) - 814101
PH :6205161170.

GARHWA

700. PREMSONS MOTOR UDYOG PVT. LTD.
(VX01-VX-01), KHATA NO. 4, KHESRA NO. 108,
109, THANA NO. 342, PIPRAKALA, GARHWA,
JHARKHAND. - 822114
PH :8862828802
9835507004.

GHATSHILA

701. PEBCO MOTORS LTD. (AIA1-AIA-01), PLOT NO.
68, KHASRA NO.128, MAUZA PAORA, NH-33,
NEAR FULL-DUNGRI CHOWK,GHATSHILA, EAST
SINGHBHUM (JHARKHAND) - 832303
PH :9308433388.

GIRIDIH

702. RELIABLE INDUSTRIES (5202-3D-04),
MOHANPUR, PACHAMBA ROAD, GIRIDIH. -
815301
PH :8102924860
8102924858.

703. RELIABLE INDUSTRIES PVT. LTD (5202-3D-08),
PLOT NO. 7, HALKA NO. 12, KHATA NO. 2, THANA
NO. 266, MOUZA - CHATRO, GIRIDIH,
JHARKHAND. - 815301
PH :9835835101.

GODDA

704. RELIABLE INDUSTRIES (5202-EJ-05), ASANBANI
CHOWK, MAIN ROAD, GODDA. - 814133
PH :6207129088.

GUMLA

705. PREMSONS MOTOR UDYOG PVT. LTD.
(5103-20-04), VANASTHALI COMPLEX
PUCUCHAMPA NAGAR,NH-23,SISAI
ROAD,GUMLA - 835207
PH :9835507004.

HAZARIBAGH

706. HINDUSTAN AUTO AGENCY (Y901-Y9-01), NEAR
SBI MAIN BRANCH, MAIN ROAD, HAZARIBAGH. -
825301
PH :9304051949,
9263631327.

707. HINDUSTAN AUTO AGENCY (Y901-Y9-02),
MASIPIRHI, BABHANBAY, HAZARIBAGH ,
JHARKHAND. - 825301
PH :9216888118
9263631327.,

JAMSHEDPUR

708. PEBCO MOTORS LTD. (3101-31-01), MEDIUM
SECTOR, INDUSTRIAL AREA, ADITYAPUR,
JAMSHEDPUR - 831001
PH :9308433388.

709. PEBCO MOTORS LTD. (3101-31-02), 16
BALICHALA, CONTRACTORS & GODOWN AREA,
SONARI, JAMSHEDPUR - 831011
PH :9308433388.

710. MOTOR WORLD (3102-31-01), N.H-33, NEAR
PARDIH CHOWK, MANGO, JAMSHEDPUR -
831012
PH :9431347164, 9570168342.

JAMTARA

711. RELIABLE INDUSTRIES (BOX1-BOX-01), PLOT
NO. 483, PARWAT BIHAR, DUMKA ROAD,
JAMTARA, JHARKHAND. - 815351
PH :9835814404.

KATRAS

DEALER WORKSHOP (AS ON 31.03.2022)

712. CAR ONE (A UNIT OF RAJHANS AUTOMOBILES PRIVATE LIMITED) (GLP1-GLP-01), RAJHANS REFRACTORIES, OPP. LIC OFFICE, RAJGANJ ROAD, KATRAS, DISTT. DHANBAD, JHARKHAND-828114 - 828114
PH :8910900556.

KHELARI

713. SUDHA MOTORS(A UNIT OF SUDHA BUSINESS ENTERPRISES PVT LTD) (CFO1-CFO-01), PLOT 113, MOUZA- BUKBUKA, BESIDE PAHADI MANDIR, KHELARI, RANCHI - 829205
PH :6458222, 9534199997.

KHUNTI

714. PREMSONS MOTOR UDYOG PVT. LTD (BOL1-BOL-01), PLOT NO. 747, KHATA NO. 2, DAHUGUTU, CHAIBASA ROAD, KHUNTI, JHARKHAND. - 835 210
PH :9835507004.

KODARMA

715. HINDUSTAN AUTO AGENCY (VR01-VR-01), AT LALMAN DIGTHU, BESIDE KRISHNA SURYA COLD STORAGE, JHUMRI TILAIYA, P.S. – TILAIYA, DISTRICT – KODERMA, JHARKHAND. - 825409
PH :6201989936.

LOHARDAGA

716. SUDHA MOTORS(A UNIT OF SUDHA BUSINESS ENTERPRISES PVT LTD) (CX01-CX-01), PLOT NO. 14P, 15, 23, RIADA, LOHARDAGA, JHARKHAND. - 835302
PH :9534199997.

RAMGARH

717. HINDUSTAN AUTO AGENCY (AV01-AV-01), MARAR, RANCHI ROAD (NH-33), RAMGARH - 829122
PH :9263631345.

RANCHI

718. PREMSONS MOTORS UDYOG PVT LTD (5103-51-01), 502, KANKE ROAD, RANCHI. - 834008
PH :9304807355.

719. PREMSONS MOTOR UDYOG PVT. LTD. (5103-51-03), 10/P, NAMKUM INDUSTRIAL ESTATE, BEHIND HIGH TENSION INSULATOR FACTORY, LOWER CHUTIA, RANCHI - 834010
PH :9262899003.

720. PREMSONS MOTOR UDYOG PVT. LTD. (5103-51-05), PLOT NO.31 & 134, JOHNSON MORH, TUPUDANA INDUSTRIAL AREA, TUPUDANA, RANCHI - 834003
PH :9835507004.

721. SUDHA MOTORS(A UNIT OF SUDHA BUSINESS ENTERPRISES PVT LTD) (5107-51-02), PLOT NO. 74, OPPOSITE OTC GROUND, HEHAL, RATU ROAD, RANCHI, JHARKHAND - 834005
PH :9534199997, 8227996660.

722. SUDHA MOTORS(A UNIT OF SUDHA BUSINESS ENTERPRISES PVT LTD) (5107-51-03), PLOT NO. 39, NEAR BOOTY MORE, RANCHI-RAMGARH ROAD, RANCHI. - 835217
PH :9534199997.

723. PREMSONS MOTOR UDYOG PVT. LTD. (5103-51-06), PLOT NO.14 (P) KOKAR INDUSTRIAL AREA KOKAR, RANCHI. - 834001
PH :9835507004.

724. HILLTOP MOTORS (A UNIT OF HIRALAL MOTORS PVT LTD) (5109-51-01), KHATA NO. 247, MOUZA - PUNDAG, P.S. - PUNDAG, RANCHI, JHARKHAND. - 834004
PH :7061157502.

725. HILLTOP MOTORS (A UNIT OF HIRALAL MOTORS PVT LTD) (5109-51-02), NEAR KATHAL MORE, ARGORA RANCHI RD, NEAR EKLABBA TOWER, DHIPATOLI, ARGORA, RANCHI - 834004
PH :7061157502.

KARNATAKA

ANEKAL

726. PRATHAM MOTORS PVT. LTD (0205-FA-04), SY#45/3, KAVAL HOSAHALLI, KASABA HOBLI, ANEKAL TALUK - 562106
PH :9945540131.

ANKOLA

727. BHARATH AUTO CARS PVT. LTD. (FC02-FC-01), NEAR NARAYANA TEMPLE KAKKAR MUTTA, BELEGULI CROSS, ANKOLA, UK DISTRICT - 581314
PH :7829567400.

ATHANI

728. SHANTESHA MOTORS (BWA1-BWA-01), RS NO. 605, SHIVAYOGI NAGAR, BIJAPUR ROAD, ATHANI, DIST. - BELGAUM. - 591304
PH :8884472587.

ATHRADI

729. ABHARAN MOTORS PVT LTD (G601-UK-04), HERABETTU ROAD ATHARDI UDUPI - 576107
PH :9845472500.

ATTIBELE

730. SURAKSHAA CAR CARE PVT. LTD. (BMM1-BMM-01), SURVEY NO.22/7/8, SARJAPUR MAIN ROAD, INDIABELE VILLAGE, OPP. TO GOLDEN LIBERTY, ATTIBELE P.O., BANGALORE. - 562107
PH :9449865665.

BAGALKOT

731. VIJAY MOTOWINGS (ZL01-ZL-01), 180/4-2,BELGUM RAICHUR ROAD,NEAR APMC MARKET YARD, BAGALKOT - 587103
PH :9481289167.

BAGEPALLI

732. BIMAL AUTO AGENCY INDIA PVT. LTD. (BTY1-BTY-01), H.L. NO. 423 AND 436 SRI SATHYA SAI NAGAR, ON NH-7, THIMAKALAPALLI BLOCK-II, PARAGODU GRAM PANCHAYATH, KASABA HOBLI, BAGEPALLI TALUK, CHIKKABALLAPUR DIST. - 561 207
PH :9742458888.

BANGALORE

733. MANDOVI MOTORS PVT LTD. (0201-02-01), 24/4,7TH MAIN,WILSON GARDENS,BANGALORE - 560027
PH :9945235511.

734. MANDOVI MOTORS PVT LTD. (0201-02-07), 17/A-283 IND SUBURB.IIND STAGE, GORAGUNTEPALAYA, TUMKUR ROAD, YESWANTHPUR, BANGALORE - 560022
PH :9945235537.

735. MANDOVI MOTORS PVT LTD. (0201-02-05), NO.2/106 (NEXT TO KASSIA BLDG.),17TH CROSS,MAGADI CHORD ROAD EXTN. VIJAYANAGAR,BANGALORE - 560079
PH :9945235529.

736. RNS MOTORS (7301-02-03), 2275 TUMKUR ROAD, GURGUNTEPALYA, YESHWANTHPUR, BANGALORE - 560022
PH :9606933236.

737. BIMAL AUTO AGENCY INDIA PVT. LTD. (0218-02-01), NO.- 60/3, VENKATALA VILLAGE, YELAHANKA HOBLI, BANGALORE NORTH TALUK - 560064
PH :9945541034.

738. BIMAL AUTO AGENCY INDIA PVT. LTD. (0216-02-01), 60/2, MAHADEVPURA, WHITE FIELD ROAD, BANGALORE - 560048
PH :99723 98105.

739. RNS MOTORS (7301-02-04), HOSUR ROAD,BOMMANAHALLI,MADIVALA POST,BANGALORE - 560068
PH :9148001412.

740. MANDOVI MOTORS PVT LTD. (0201-02-08), NO. 70 SARAKKI INDUSTRIAL LAYOUT,J.P NAGAR,3RD PHASE, BANGALORE - 560078
PH :9954235522.

741. PRATHAM MOTORS PVT. LTD (0205-02-01), 16, BALLANDUR, SARJAPUR RING ROAD, BANGALORE - 560037
PH :9945540126.

742. BIMAL AUTO AGENCY INDIA PVT. LTD. (0216-02-02), NO. 69/2, SARAKKI, KANAKAPURA ROAD, BANGALORE - 560078
PH :9972398139.

743. PRATHAM MOTORS PVT. LTD (0205-02-02), STHANIKAM'S ARCADE, OPP. ST THERESA HOSPITAL, DR. RAJ KUMAR ROAD, A BLOCK,RAJAJINAGAR 2 STAGE, BANGALORE - 560010
PH :9900061378.

744. KALYANI MOTORS PVT. LTD. (0211-02-01), MYSORE ROAD,PANTHARAPALYA,KENGRI HOBLI,BANGALORE - 583201
PH :9538887078.

745. BIMAL AUTO AGENCY INDIA PVT. LTD. (0216-02-03), NO.7/1, KALANAAGRAHARA VILLAGE, MOUNT ST. JOSEPH TRAINING COLLEGE FOR JESUITS COMPOUND, IIMB POST, BANNERGHATTA RD. , BANGALORE - 560076
PH :9845166612.

746. GARUDA AUTOCRAFT PVT LTD (0212-02-01), SURVEY NO. 13, 11TH KM., KANAKPURA ROAD, BANGALORE - 560062
PH :9900039844.

747. BIMAL AUTO AGENCY INDIA PVT. LTD. (0216-02-04), 6TH CROSS, OFF OLD AIRPORT ROAD, HAL 2ND STAGE POST, BANGALORE - 560038
PH :9972398106.

748. MANDOVI MOTORS PVT LTD. (0201-02-0C), NO 1 TO 5, NAVODAYA HBSC, 4TH STAGE, 4TH MAIN, RAJAJINAGAR INDUSTRIAL TOWN, BASAWESHWAR NAGAR - 560044
PH :9945235537.

749. KALYANI MOTORS PVT. LTD. (0211-02-04), 119/1, 11TH CROSS,MALLESHWARAM,BANGALORE, - 560003
PH :9886026519.

750. MANDOVI MOTORS PVT LTD. (0201-02-0D), 6/8, SHREE GANGA GARDEN, GANGA NILAYA, HENNUR CROSS, KALYANAGAR POST - 560043
PH :9845132048.

751. MANDOVI MOTORS PVT LTD. (0201-02-0E), SY NO.26,AMBLIPURA VILLAGE,VATHUR HOBLI,BANGALORE,EAST TALUKA. - 560102
PH :9945235518.

752. MANDOVI MOTORS PVT LTD. (0201-02-9B), PLOT NO.-257/1-13, BANNERGHATTA ROAD, N.S. PALYA, BANGALORE - 560076
PH :9945238559.

753. KALYANI MOTORS PVT. LTD. (0213-02-02), SY. NO.-58/1A & 61/22, AVALAHALLI, NH-4, K.R. PURAM, BANGALORE. - 560049
PH :9900037122.

754. SURAKSHAA CAR CARE PVT LTD (0280-02-01), 30/3 K AGRAHARA, HOSUR MAIN ROAD, ELECTRONIC CITY, BANGALORE - 580100
PH :9449865605.

DEALER WORKSHOP (AS ON 31.03.2022)

755. KALYANI MOTORS PVT. LTD. (0213-02-03), NO.129/4, KUNDALAHALLI VILLAGE, OPP. TO BROOKE FIELD HOSPITAL, BROOKFIELD, BENGALURU - 574239
PH :9900038119.

756. SURAKSHAA CAR CARE PVT. LTD. (0280-02-02), #54/1, BOMMANAHALLI, HOSUR MAIN ROAD, BANGALORE - 560068
PH :9449865655.

757. KALYANI MOTORS PVT. LTD. (0213-02-04), 250/1,BILEKAHALLI, BANNERGHATTA ROAD, BENGALURUE - 560076
PH :9686445406.

758. BIMAL AUTO AGENCY INDIA PVT. LTD. (0218-02-04), PLOT NO.37/38, 2ND STAGE, PEENYA INDUSTRIAL AREA, BANGALORE - 560058
PH :9945237213.

759. RNS MOTORS (7301-02-0G), 106/7, BELLARY ROAD, NEAR IOC PETROL BUNK, AMRUTHAALLI, NEAR HEBBAL FLYOVER, BENGALURU (KARNATAKA) - 560092
PH :6364884787.

760. PRATHAM MOTORS PVT. LTD (0205-02-05), #58/5 KUDLU VILLAGE, NEXT TO ZEE SCHOOL, SARJAPUR HOBLI, ANEKAL TALUK, BANGALORE - 560034
PH :9900058466.

761. RNS MOTORS LIMITED (7301-02-0H), PLOT NO.129, KIADB INDUSTRIAL AREA, HEBBAGODI VILLAGE, BOMMASANDRA, JIGINI LINK ROAD, BANGALORE - 562158
PH :9538965771.

762. KALYANI MOTORS PVT. LTD. (0291-02-02), 10/1, HEBBAL , AMANIKERE KASABA HOBLI, YOGESH NAGAR, BANGALORE - 560024
PH :9740985324 , 7760983887.

763. BIMAL AUTO AGENCY INDIA PVT. LTD. (0286-02-01), #184/185, OPP. FORUM VALUE MALL, WHITE FIELD MAIN ROAD, BANGALORE - 560066
PH :9900245979.

764. SURAKSHAA CAR CARE PVT. LTD. (0280-02-04), PLOT NO. 8 & 9, NEXT TO BDA COMPLEX, 4TH BLOCK, 100 FT ROAD, KORAMANGALA, BANGALORE, KARNATAKA - 560034
PH :8884419010.

765. KALYANI MOTORS PVT. LTD. (0287-02-01), # 10/5, NAGADEVANHALLI, KENGERI, MYSORE ROAD, BANGALORE, KARNATAKA - 560056
PH :9900019961.

766. BIMAL AUTO AGENCY INDIA PVT. LTD. (0216-02-06), PLOT NO. 82, DODDA BANASWADI MAIN ROAD, BEHIND IOC PETROL PUMP, NEXT TO AIYAPPA TEMPLE, BANASWADI, BANGALORE, KARNATAKA - 560033
PH :9738501996.

767. MANDОВI MOTORS PVT LTD. (0201-02-0H), BBMP NO.4C, WARD NO.83, JOLLY ESTATE, OLD MADRAS ROAD, NAGAWARAPALYA, BANGALORE - 560093
PH :9945235533.

768. VARUN MOTORS PVT. LTD. (0292-02-01), HNO. 72/19-6 & HNO. 67/2, YESHWANTPUR INDUSTRIAL SUBURB, WARD NO. 10, RAJAJI NAGAR, BANGALORE. - 560022
PH :7337834582.

769. KALYANI MOTORS PVT. LTD. (0213-02-05), PLOT NO. 74/5, HORMAVU MAIN ROAD, NEAR BBMP OFFICE, KR PURAM HOBLI, BANGALORE. - 560043.
PH :9900037114.

770. KATARIA AUTOMOBILES PVT. LTD. (0294-02-01), NO. 5, 15TH CROSS, KOLANDAPPA GARDEN, ANEPALYA, POST – AADUGODI, BANGALORE. - 560030
PH :7349291802.

771. MANDОВI MOTORS PVT LTD. (0201-02-0I), KATHA NO.4, SITUATED AT GANAKAL DHAKALE, SRINIVASPURA, KENGERI HOBLI, UTTARAHALLI, BANGALORE - 560060
PH :9945235516.

772. VARUN MOTORS PVT. LTD. (0292-02-02), BEARING NO. 27/1 & 27/2, SURVEY NO. 41/3 & 42/7 BAGALAGUNTA, HESSARGHATTA MAIN ROAD, NEAR WIDIA SCHOOL BUS STOP, NAGASANDRA POST, BANGALORE. - 560073
PH :7338286729.

773. MANDОВI MOTORS PVT LTD. (0201-02-0J), SITE NO. 58/1, J.B. KAVAL, MAJOR SANDEEP UNNIKRISHNAN ROAD, VIDYARANYAPURA, BANGALORE. - 560097
PH :9945235514.

774. KATARIA AUTOMOBILES PVT. LTD. (0293-02-01), SURVEY NO. 8/3, 10/4, 10/2, VILLAGE – THALAGHATTAPURA, KANAKAPURA MAIN ROAD, NEAR NANDI TOYOTA, UTTARAHALLI HOBLI, TALUK - BENGALURU SOUTH, BANGALORE, KARNATAKA. - 560109
PH :8884434340.

775. RNS MOTORS LIMITED (7301-02-0J), SY. NO. 11/2 & 12/1, VILLAGE – ARAKERE, BEGUR HOBLI, BANNERGHATTA ROAD, BANGALORE – 560 076. - 560076
PH :7760982836.

776. SURAKSHAA CAR CARE PVT. LTD. (0280-02-05), SURVEY NO.2/6, BERTENA AGRAHARA, OPP. METRO CASH & CARRY, HOSUR MAIN ROAD, BANGALORE. - 560100
PH :8884471200.

777. KALYANI MOTORS PVT. LTD. (0211-02-05), SY.NO.8/4, G HOSAHALLI MAIN ROAD, GOLLARAHATTI, V N POST, YESHWANTPURA HOBLI, MAGADI MAIN ROAD, BANGALORE - 560091
PH :9900080229.

778. SURAKSHA CAR CARE (0280-02-06), BEARING NO. 54/4-320/2, BEGUR HOBLI, BOMMANAHALLI VILLAGE, BEGUR HOBLI, BANGALORE, KARNATAKA. - 560 068
PH :9449865665.

779. PRATHAM MOTORS PVT. LTD (0205-02-07), SUVEY NO. 43/1, ON SH-35, VILLAGE - YAMARE, SARJAPUR MAIN ROAD, POST - DOMMASANDRA, TALUKA - ANEKAL, BENGALURU RURAL, KARNATAKA - 562125
PH :9611834859.

780. SURAKSHAA CAR CARE PVT. LTD. (0280-02-07), SURVEY NO.106/2A, CHANDAPURA MUNICIPAL TOWN,MUTHASANDRA HOSUR MAIN ROAD, ANEKAL TO, BANGALORE, KARNATAKA - 560099
PH :94498 65665.

781. KALYANI MOTORS (0291-02-03), SURVEY NO. 194/5, HUNSEMARANAHALLI, JALA HOBLI, DEVANAHALLI TALUK, (YELAHANKA NEW TALUK), NEW KEMPEGOWDA INTERNATIONAL AIRPORT ROAD, NORTH
PH :9740985324.

782. MANDОВI MOTORS (0201-02-09), MUNICIPAL NO. 133 (OLD NO.S 133 & 133/1), BULL TEMPLE ROAD, BBMP WARD NO. 49, K G NAGAR, BANGALORE, KARNATAKA-560018. - 560018
PH :9945235516.

BANGALORE (HEBBAGODI)

783. RNS MOTORS (0210-02-01), SURVEY NO. 48, HEBBAGODI, HOSUR MAIN ROAD,ANEKAL TALUK, BANGALORE URBAN DIST, KARNATAKA - 560 099
PH :6366938829.

BANGARPET

784. SURAKSHA CAR CARE PVT. LTD. (OR04-OR-01), 180/4 OPP. APMC YARD, KOLAR-BANGARPET ROAD, BANGARPET (KARNATAKA) - 563114
PH :9449865601.

BANGLORE - BOMMANAHALLI

785. VARUN MOTORS PVT LTD (0292-02-03), SY NO: 136 (OLD NO 54/8) SANGEGURUVANAHALLI(VP) KAMAKSHIPALAYA, WARD NO: 17, VRISHABHAVATHI NAGAR, MAGADI ROAD, BANGALORE NORTH THALUK, BANGALORE,KARNATAKA - 560079
PH :9513683052.

BANTWAL

786. MANDОВI MOTORS PVT LTD. (TR01-TR-01), NH-75, PANEMANGALORE, B.C. ROAD, BANTWAL, KARANATAKA - 574231
PH :9008810123.

BELGAUM

787. SHANTESHA MOTOR (P) LTD (E801-E8-01), MUJAWAR COMPOUND,NEHRU NAGAR,BELGAUM, - 590010
PH :9902043711.

788. SHANTESHA MOTOR (P) LTD (E801-E8-04), PLOT NO. 8, SURVEY NO. 251/51, HAVLOCK ROAD CAMP, BELGAUM - 290010
PH :9588645387.

789. SHANTESHA MOTOR (P) LTD (E801-E8-03), CTS NO. 519, 520, BESIDE PARATA CORNER,CONGRESS ROAD, TILAKWADI, BELGAUM - 590006
PH :8884433911.

790. SHANTESHA MOTORS (P) LTD (E801-E8-06), PLOT NO. 2/I, RS NO. 29, KIADB INDUSTRIAL AREA, KIADB BAUXITE ROAD, KANGRALI BK, BELGAUM. - 590010
PH :9731396805.

BELLARY

791. K.P.F. PVT. LTD. (G201-G2-01), P.B. NO. 58,BELLARY HOSPET ROAD,ALLIPURA,BELLARY - 583101
PH :9449876025.

BELTHANGADY

792. BHARATH AUTO CARS PVT. LTD. (4503-HM-04), MAIN ROAD, BELTHANGADY, BELTHANGADY TALUK DK DISTRICT - 574214
PH :9886543230.

BHATKAL

793. BHARATH AUTO CARS PVT. LTD. (CEF1-CEF-01), SURVEY NO. 157/2A, SUSGADI VILLAGE, NH66, BHATKAL, UTTARKANNADA DISTRICT, KARNATAKA. - 581320
PH :9008693940.

BIDAR

794. LAHOTI MOTORS PVT. LTD (EX01-EX-01), SI 50/51,PRATAP NAGAR, UDGIR ROAD, KIADB INDUSTRIAL AREA, NAUBAD, BIDAR - 585402
PH :8884412049.

795. LAHOTI MOTORS PVT. LTD (EX01-EX-02), PLOT NO. 58, NAUBAD INDUSTRIAL AREA, PRATAP NAGAR, BIDAR. - 585 401
PH :9108707709.

BIJAPUR

796. RNS MOTORS (7301-T7-0I), SURVEY NO.25K/1, CHITRADURGA SHOLAPUR ROAD, VIJAYPURA, BIJAPUR DISTT. KARNATAKA - 586109
PH :8861208998.

DEALER WORKSHOP (AS ON 31.03.2022)

BYNDOOR

797. ABHARAN MOTORS PVT LTD (BUH1-BUH-01), 3-256 & 3-257, SOUPARNIKA COMPLEX, NH 66, VILLAGE - YEDATHRE, BYNDOOR, KUNDAPUR TALUK, UDUPI DISTT. - 576214
PH :7899751777.

CHALLAKERE

798. SAKETH AUTOMOBILES (CKN1-CKN-01), SITE NO. 9 & 10, SY. NO. 96/1, OPP. SUJIMALLESHWARA NAGAR, BELLARY ROAD, CHALLAKERE. - 577522
PH :9686550126.

CHAMARAJANAGAR

799. MANDОВI MOTORS PVT LTD. (0E01-0E-01), RAJ KAMAL BUILDING, SATHYAMANGALA ROAD, KUVEMPU EXTENSION, CHAMRAJANAGAR (KARNATAKA) - 571313
PH :9845445586.

CHANNAGIRI

800. SHRUTI MOTORS (BUQ1-BUQ-01), SURVEY NO.5, MACHANAYAKANAHALLI, OPP. FIRE STATION, CHITRADURGA ROAD, N.H.13, CHANNAGIRI DISTT. DAVANGERE - 577213
PH :7899934143.

CHANNAPATNA

801. KALYANI MOTORS PVT. LTD. (BSX1-BSX-01), PROPERTY NO.58, MALUR GRAMA, MALLUR HOBLI, CHANNAPATNA TALUKA RAMANAGARA DISTRICT - 562160
PH :9845066682.

CHANNARAYAPATNA

802. VENKAT MOTORS (HC01-HC-01), PLOT NO. 389, 36/3, 132/1, BESIDES THIRUMALA RICE MILL, MYSORE ROAD, CHANNARAYAPATNA, DISTRICT: HASSAN, KARNATAKA. - 573116
PH :8147077144.

CHICKBALLAPUR

803. BIMAL AUTO AGENCY INDIA PVT. LTD. (KJ02-KJ-01), NO. 169/1, AMMANI KANDAVARAKERE VILLAGE, KASABA HOBLI, CHIKBALLAPURA DISTRICT - 562101
PH :9742262499.

CHICKMAGALUR

804. SHRUTI MOTORS (B701-3F-02), AIT CIRCLE, KM ROAD, CHIKMANGALLUR - 577102
PH :9980157446.

CHIKODI

805. SHANTESHA MOTORS (E801-ZB-05), OPP. IOC PUMP, NEAR B.K.COLLEGE, MIRAJ ROAD, CHIKKODI, KARNATAKA - 591201
PH :7829925790.

CHINTAMANI

806. PRATHAM MOTORS PVT. LTD (0205-BQ-06), SURVEY NO. 33, NEXT TO VUJAYA P U COLLEGE, OPP. GOPASANDRA LAKE, SREENIVASपुरA MAIN ROAD, CHINTAMANI, KARNATAKA - 563125
PH :7899761301.

CHITRADURGA

807. SAKETH AUTOMOBILES (AL01-AL-01), NEAR VEDA COMPLEX, NH-4, M H ROAD, CHITRADURGA - 572130
PH :9686550313.

DAVANGERE

808. SHRUTI MOTORS (S101-S1-01), NEAR PANCHDEVASTHANA, P. B. ROAD, DAVANGERE, KARNATAKA - 577004
PH :9880401284.

DEVANAHALLI

809. BIMAL AUTO AGENCY INDIA PVT. LTD. (WH01-WH-01), SURVEY NO.241/114/6, 11TH WARD, BB ROAD, DEVANAHALLI, BANGALORE DISTT: - 562110
PH :9742262514.

DHARWAD

810. REVANKAR MOTORS PVT. LTD. (BIX1-BIX-01), SURVEY NO.1, PLOT NO. 10, OLD PB ROAD, OPP. KVG BANK, SAYDAPUR VILLAGE, DHARWAD, KARNATAKA - 580001
PH :8861006707.

DODDABALLAPUR

811. PRATHAM MOTORS PVT. LTD. (BUA1-BUA-01), PLOT NO. 50, OBADENAHALLI INDUSTRIAL AREA, DODDABALLAPUR 3RD PHASE, SY. NO. 107, AREHALLI GUDDADAHALLI, KASABA HOBLI TALUK – DODDABALLAPUR, DISTRICT – BENGALURU RURAL. - 561203
PH :9886671687.

GADAG

812. RNS MOTORS (7301-RK-0E), PLOT NO. 64, DIAGONALLY OPP. REGIONAL TRANSPORT OFFICE, HUBLI GADAG MAIN ROAD, GADAG - 582103
PH :9538925602.

GANGAVATI

813. MUNEER ENTERPRISES PVT. LTD. (N701-KA-03), JAGANMATHA COMPLEX,RAICHUR ROAD,GANGAVATI, - 583227
PH :9449870754.

GAURIBIDANUR

814. MANDОВI MOTORS PVT LTD. (BUY1-BUY-01), NO.592/522, E DIVISION, OPP. PUSHSPANJALI TALKIES, B.H. ROAD, GAURIBIDANUR TOWN, DISTT. CHIKBALLAPUR - 561210
PH :8217453513.

GOKAK

815. SHANTESHA MOTORS PVT. LTD. (IR01-IR-01), RS NO.106/3D/2A, APMC ROAD, GOKAK, BELGAUM DISTT. - 591307
PH :7829925760.

GONIKOPPAL

816. MANDОВI MOTORS PVT LTD. (2501-U3-07), KAIKERY VILLAGE,GONIKOPPAL,, - 571213
PH :9900064873.

GULBARGA

817. LAHOTI MOTORS PVT. LTD (E902-E9-01), LAHOTI GARDENS,NEAR KMF, HUMNABAD ROAD,GULBARGA - 585104
PH :9480825014.
818. LAHOTI MOTORS PVT. LTD (E902-E9-02), DOOR NO. 7-12-11, 2ND BLOCK, OPP. GUNJ BUS STAND, HUMNABAD ROAD, GULBARGA, KARNATAKA. - 585104
PH :7619342035.

GUNDLUPET

819. FRIENDLY MOTORS (INDIA) PVT. LTD. (BPU1-BPU-01), ASSESSMENT NO. 2491/S. NO. 51/1, 2, 3, N.S. 11 AND ASSESSMENT NO. 2494/S. NO. 51/ N.S. 11, MYSORE-OOTY ROAD, GUNDLUPET. - 571111
PH :9686855799.

HAGARIBOMMANAHALLI

820. MUNEER ENTERPRISES PVT. LTD. (BUX1-BUX-01), SITE NO.112A/2 & 112A/3, BLOCK NO.2, WARD NO.:3, HAGARIBOMANAHALLI PANCHAYAT, BELLARY DISTRICT. - 583212
PH :9481343007.

HASSAN

821. VENKAT MOTORS (C802-C8-01), NO. 326, HASSAN GROWTH CENTRE, H.N. PURA ROAD, HASSAN - 573201
PH :9844044038.

HAVERI

822. REVANKAR MOTORS PVT LTD (BBM1-BBM-01), NEAR TMAE SOCIETY CAMPUS, IJARILAKAMAPUR, PB ROAD, HAVERI - 581110
PH :7022016903.

H-CROSS

823. BIMAL AUTO AGENCY INDIA PVT. LTD. (CRQ1-CRQ-01), PART NO.1, SITE NO.36, SBT COMPLEX, HOSKOTE-BANGALORE ROAD, KARIYANAPURA, H CROSS, SHIDLAGHATTA TALUK, BANGALORE RURAL DISTT. CHIKKABALLAPURA - 562122
PH :9738948126.

HEBRI

824. ABHARAN MOTORS PVT LTD (BGD1-BGD-01), SURVEY NO. 61-7C1P1 & 61-2P1, VILLAGE & TALUK - HEBRI, KARKALA, DIST.-UDUPI, KARNATAKA. - 576112
PH :9900077605.

HEGGADADEVANA KOTE (H D KOTE)

825. FRIENDLY MOTORS (INDIA) PVT. LTD. (CJC1-CJC-01), SURVEY NO. 5/4, VILLAGE – YARAHALLI, KASABA HOBLI, TALUK – H.D.KOTE, DISTRICT – MYSORE. - 571125
PH :9686855799.

HOSDURGA

826. SAKETH AUTOMOBILES (BWO1-BWO-01), ASSESSMENT NO. 9310/6, PLOT NO. 6, HOSADURGA TOWN, SARASWATI BADAVANE, HOSADURGA, DIST.-CHITRADURGA, KARNATAKA. - 577 527
PH :7625088946.

HOSKOTE

827. BIMAL AUTO AGENCY INDIA PVT. LTD. (0216-SM-05), NO. 205/108, SITUATED AT HOSKOTE TALUK, KASABA HOSKOTE TOWN, DISTT.- BANGALORE - 562114
PH :9742281726.

HOSPET

828. MUNEER ENTERPRISES PVT. LTD. (N701-N7-01), BELLARY ROAD,SANKLAPUR,HOSPET , - 583203
PH :7619505001.

HUBLI

829. RNS MOTORS (7301-73-01), PUNE - BANGALOR ROAD, UNKAL, HUBLI - 580025
PH :9538965902.
830. RNS MOTORS (7301-73-0F), GOKUL ROAD MUREDESHWAR BHAVAN , HUBLI - 580030
PH :8861208532.
831. REVANKAR MOTORS PVT. LTD. (7303-73-01), CTS NO.165/A, WARD NO.III, DESHPANDE NAGAR, HUBLI (KARNATAKA) - 580029
PH :8792008301.

HUNSUR

832. FRIENDLY MOTORS(INDIA) PVT. LTD. (GLI1-GLI-01), M-18 & M-19, KSSIDC INDUSTRIAL ESTATE, BM BYPASS ROAD, HUNSUR, MYSORE DISTRICT, KARNATAKA - 571105
PH :7022669699.

KADABA

833. MANDОВI MOTORS PVT LTD (BYE1-BYE-01), SURVEY NO.-11/20, KALARA, KADABA POST , DAKSHIN KANNADA DISTT., KARNATAKA - 574221
PH :9740912365.

KADUR

DEALER WORKSHOP (AS ON 31.03.2022)

834. SHRUTI MOTORS (BQS1-BQS-01), SHOP NO. 1 & 2, DAGA COMPLEX, ULUKINAKALLU, NEAR PEARLS CLUB, B.H. ROAD, KADUR, DISTRICT – CHIKMAGALUR. - 577548
PH :8904823736.

KANAKAPURA

835. KALYANI MOTORS PVT. LTD. (BXY1-BXY-01), SURVEY NO. 447/1B, KASABA HOBIL, BUDIGUPPE GRAMA, TALUKA- KANAKAPURA, DISTRICT- RAMANAGARA. KARNATAKA. - 562117
PH :9900599933.

KARKALA

836. ABHARAN MOTORS PVT LTD (G601-HY-03), NH-13, MANGALORE KUDREMUKE ROAD, PULKERI, KARKALA - 574104
PH :980232666.

KARWAR

837. BHARATH AUTO CARS PVT. LTD. (8J01-8J-01), SURVEY NO. 459/2B, 456/2B AND 456/3, CHITTAKULA VILLAGE, KARWAR TALUKA, UTTARKANNADA DISTRICT, KARNATAKA. - 581301
PH :7829567400.

KOLAR

838. MANDОВI MOTORS PVT LTD. (0201-QU-0F), 67/3 BANGALORE-CHENNAI HIGHWAY, KONDARAJANA HALLI, OPP HOTEL SHANTHI SAGAR, KOLAR. - 563101
PH :9740020734.

KOPPAL

839. K.P.F. PVT. LTD. (ER01-ER-01), SL. 283/10, NEAR MINI VIDHAN SOUDHA, KOPPAL HOSPET ROAD NH63, KOPPAL - 583238
PH :9449876027.

KRISHNARAJAPET

840. MANDОВI MOTORS PVT LTD. (BMP1-BMP-01), KHATA NO.3094, SY. NO.278, MYSORE CHENNERAYAPATNA ROAD (OPP. TO K.B.C. FUEL STATION), KRISHARAJAPET TOWN, TALUK MANDYA DISTT. KARNATAKA - 571423
PH :9845132038.

KUMTA

841. BHARATH AUTO CARS PVT. LTD. (AFA2-AFA-01), MALLYA'S COMPOUND, NH-66, ALVEKODI KALBAGH VILLAGE, KUMTA (KARNATAKA) - 581334
PH :9448979530.

KUNDAPUR

842. ABHARAN MOTORS PVT LTD (G601-CY-02), NH-17, THAKKATTE, KUNDAPURA - 272877
PH :9880197524.

KUNIGAL

843. SAKETH AUTOMOBILES (VQ01-VQ-01), NEAR KRS AGRAHARA,BM ROAD, KUNIGAL, TUMKUR DISTRICT, KARNATAKA - 572130
PH :9686550127.

KUSHAL NAGAR

844. MANDОВI MOTORS PVT LTD. (VN01-VN-01), SY NO:88,MADAPATANA,KUSHAL NAGAR,SOMVARPUR,NORTH KODAGU, KARNATAKA - 571234
PH :9900080893.

LINGSUGUR

845. MUNEEER ENTERPRISES PVT. LTD. (BOO1-BOQ-01), PLOT NO. 11, BASAMMA COMPLEX, RAICHUR ROAD, LINGSUGUR, RAICHUR, KARNATAKA - 584122
PH :9480830255.

MADDUR

846. MANDОВI MOTORS PVT LTD. (BMK1-BMK-01), SURVEY NO 802/2A4B, NEAR SANJAY THEATRE, BM ROAD, MADDUR TOWN,MANDYA DISTRICT, KARNATAKA - 571428
PH :90080 31608.

MADIKERI

847. FRIENDLY MOTORS (INDIA) PVT. LTD. (2502-QX-02), BASAPPA THEATURE BUILDING, DASAWAL ROAD,MADIKERI KODAGU DISTRICT. - 571201
PH :9606073867.

MAGADI

848. PRATHAM MOTORS PVT. LTD. (BHX1-BHX-01), SY NO:92/2, THIRUMALAI VILLAGE, KASABA HOBLI, MAGADI TOWN & TALUK, RAMANAGARA DISTRICT, KARANATAKA - 562120
PH :9900058483.

MANDYA

849. MANDОВI MOTORS PVT LTD. (2501-BD-06), 1660/A, KALLAHALLI EXTENSION, M.C. ROAD, - 571401
PH :9611165873.

MANGALORE

850. MANDОВI MOTORS PVT LTD. (4502-45-01), ARVIND BUILDING, BALMATTA ROAD, HAMPANKATTA, MANGALORE - 575001
PH :9845107701.

851. BHARATH AUTO CARS PVT. LTD. (4503-45-01), NH-17, KUNTIKAN JUNCTION, DEREBAIL, NEAR A.J. HOSPITAL, MANGALORE - 575004
PH :9886785730.

852. MANDОВI MOTORS PVT LTD. (4502-45-03), NO., HASSAN GROWTH CENTRE,ADYAR,N.H. -48, MANGALORE - 575007
PH :9845514146.

853. MANDОВI MOTORS PVT LTD. (4502-45-07), BALLAL INDUSTRIAL ESTATE, YAYYADI, MANGALORE,KARNATAKA - 575008
PH :9880079235.

854. BHARATH AUTO CARS PVT. LTD. (4503-45-06), PLOT NO. 290/1, 291/1, KODIALBAIL VILLAGE, NEXT TO BHARATH BEEDI WORKS PVT. LTD., BUNTS HOSTEL, KADRI ROAD, MANGALORE, KARNATAKA - 575002
PH :9886333030.

855. MANDОВI MOTORS PVT LTD. (4502-45-08), DOOR NO. 2-63/4, SUJITH BAGH LANE, YEYYADE, MANGALORE, DISTRICT – DAKSHINA KANNADA, KARNATAKA - 575008
PH :9880278077.

856. BHARATH AUTO CARS PVT. LTD. (4503-45-08), S. NO. 1376/1-41, 1375/41-2-A1P1, 2A1P3, 1373/1-40, 1369/1-40-A2, KASABA BAZAR, KANDADAPALLI, KUDROLI, TALUK - MANGALORE, MANGALORE, KARNATAKA. - 575003
PH :9886785730.

MUDBIDRI

857. BHARATH AUTO CARS PVT. LTD. (4503-HN-03), BHARATH BEEDI COMPOUND, NEAR ALVAR'S HOSPITAL, MOODBIDRI - 574227
PH :9886785430.

MUDHOL

858. VIJAY MOTOWINGS (ET01-ET-01), PLOT NO. 3B, IN NARS NO. 15-2, WARD NO. 5, VISHWESHWAR COLONY, LOKAPUR ROAD, MUDHOL TOWN, BAGALKOT DIST. - 587 313
PH :9606046173.

MULKI

859. BHARATH AUTO CARS PVT. LTD. (4503-QV-05), BHARATH BEEDI COMPOUND, NH-17 MULKI - 574154
PH :9986020730.

MURUDESHWAR

860. RNS MOTORS (7301-T8-02), NH-17, MANGALORE-BOMBAY ROAD, MURUDESHWAR, KARNATAKA - 581350
PH :9538965969.

MYSORE

861. MANDОВI MOTORS PVT LTD. (2501-25-01), NO: 5 K.R.S.ROAD, MYSORE - 570005
PH :9945248860.

862. MANDОВI MOTORS PVT LTD. (2501-25-05), NO.182/145/C, BANNUR ROAD, SIDHARTHA NAGAR, MYSORE, KARNATAKA - 570011
PH :9845939936.

863. FRIENDLY MOTORS (INDIA) PVT. LTD. (2502-25-01), MANATHAVADI ROAD, VIDYARANYA PURAM, MYSORE - 570008
PH :7259255558.

864. MANDОВI MOTORS PVT LTD. (2501-25-08), 217/2, HUNSUR ROAD, HINKAL POST, MYSORE, KARNATAKA - 570017
PH :9845939937.

NANJANGUD

865. FRIENDLY MOTORS (INDIA) PVT. LTD. (BYK1-BYK-01), 4340/4159/4, HULLAHALLI ROAD, NANJANGUD, DISTRICT – MYSORE, KARNATAKA. - 571301
PH :9686855799.

NELAMANGALA

866. RNS MOTORS LIMITED (BBH1-BBH-01), NO.167/2, TUMKUR ROAD, KASABA HOBLI, NH4, NELAMANGALA, BANGALORE RURAL DT., BENGALURU, KARNATAKA - 562123
PH :7259875385.

NELYADI

867. BHARATH AUTO CARS PVT. LTD. (BPF1-BPF-01), SURVEY NO. 97/11P AND SURVEY NO. 97/9, VILLAGE - HOSAMAJALU KAUKRADY, POST - NELYADI, TALUK - PUTTUR, DIST.-DAKSHIN KANNADA. - 574229
PH :9886072730.

PADUBIDRI

868. ABHARAN MOTORS PVT LTD (CSI1-CSI-01), PLOT NO. 51/20, VILLAGE – PADUBETTU, PADUBIDRI TOWN, TALUKA & DISTRICT – UDUPI, KARNATAKA. - 574111
PH :9880232999.

PUTTUR

869. BHARATH AUTO CARS PVT. LTD. (4503-CZ-02), NEAR RAIWAY STATION, HARADY, PUTTUR - 517583
PH :9886072730.

RAICHUR

870. MUNEEER ENTERPRISES PVT. LTD. (N701-3K-02), #12-10-64, GOUSHAL ROAD,SIYA TALAB AREA,RAICHUR - 584101
PH :9480830264.

RAMANAGARAM

871. KALYANI MOTORS PVT. LTD. (0211-JB-02), #K1318/2034C,OPP TO ROTARY HOSPITAL,BM ROAD, RAMNAGARAM - 571511
PH :9686689007.

RANEENNUR

872. REVANKAR MOTORS (BXV1-BXV-01), SCHEDULE A-2, OPP. STJIT ENGINEERING COLLEGE, P B ROAD, RANEENUR, KARNATAKA. - 581115
PH :8830947883.

DEALER WORKSHOP (AS ON 31.03.2022)

SAGAR

873. SHRUTI MOTORS (WF01-WF-01), BESIDE H GANAPATHIYAPPA PETROL BUNK (BP), B H ROAD, NH-206, SAGAR, SHIMOGA DISTT. - 577401
PH :9740014703.

SAKLESHPUR

874. VENKAT MOTORS (BPW1-BPW-01), SITE NO. 19, 3RD WARD, SARASWATHIPURAM, SAKLESHPUR TOWN, DISTRICT – HASSAN. - 573134
PH :7892809634.

SARJAPURA

875. PRATHAM MOTORS PVT. LTD. (BSY1-BSY-01), SURVEY NO. 476/3, SARJAPUR TOWN, TALUKA – ANEKAL, SARJAPUR HOBLI, DISTRICT – BANGALORE URBAN, KARNATAKA. - 562125
PH :7609062890.

SHIMOGA

876. SHRUTI MOTORS (B701-B7-01), K.NO 599, SHANKARMUTT ROAD, SHIMOGA - 577201
PH :9880401283.

877. SHRUTI MOTORS (B701-B7-03), BLOCK L-1, INDUSTRIAL ESTATE, BEHIND HP PETROL BUNK, SAGAR ROAD, SHIMOGA. - 577204
PH :9886829239.

878. SHRUTI MOTORS (B701-B7-05), SURVEY NO. 41/3 & 41/4, HONNALI ROAD, SHANTHI NAGAR, SHIMOGA. - 577201
PH :9986825115.

SIDDAPUR

879. BHARATH AUTO CARS PVT. LTD. (BPY1-BPY-01), SURVEY NO. 211, NEAR IOCL PETROL BUNK, JOG ROAD, VILLAGE – HOSUR, TALUK – SIDDAPUR, DISTRICT – UTTARA KANNADA. - 581355
PH :9449402730.

SIRISI

880. RNS MOTORS LTD (MQ01-MQ-01), SURVEY NO 43/B, LANDAKANALLI VILLAGE, DODNALLI GRAMA,SIRSI TALUK AND HOBALI, UTTAR KANNADA, KARNATAKA - 581402
PH :9895979023.

SIRSI

881. RNS MOTORS (7301-MQ-0D), K H B COLONY, SIRSI - 581402
PH :9538925606.

SIRUGUPPA

882. MUNEER ENTERPRISES PVT. LTD. (CTN1-CTN-01), SITE NO:31C/1B & PLOT NO.1, BELLARY - SIRUGUPPA MAIN ROAD, SIRUGUPPA TALUK, BELLARY DISTRICT. - 583121
PH :7619505001.

SOMWARPET

883. MANDОВI MOTORS PVT LTD. (CSG1-CSG-01), SURVEY NO.130 SITUATED AT MADIKERI ROAD, NAGROOR VILLAGE, BALAGUNDA POST, SOWMARPET TALUK, NORTH KODAGU DISTT. - 571236
PH :9845115665.

SRINIVASAPURA

884. SURAKSHAA CAR CARE PVT. LTD. (BUR1-BUR-01), SY NO. 40, VPRD NO. 86, PROPERTY NO. 84 & 87, CHALDIGANA HALLI GRAMA PANCHAYATH, PANNASAMAKANA HALLI VILLAGE, SRINIVASAPURA POST & TALUK, DIST. -KOLAR, KARNATAKA - 563 135
PH :9449865601.

SULLIYA

885. MANDОВI MOTORS PVT LTD. (4502-EW-04), ODABAI SULLIA,MANGALORE MYSORE ROAD,KARNATAKA - 574239
PH :9900002325.

SURATHKAL

886. MANDОВI MOTORS PVT LTD. (4502-7G-02), KANA ROAD, SURATHKAL - 574158
PH :9845514143.

THIRTHAHALLI

887. SHRUTI MOTORS (BQR1-BQR-01), PLOT NO. 1507/2187, OPP. TO HEGDE PETROL PUMP, AGUMBE ROAD, THIRTHAHALLI . - 577432
PH :7795851011.

THOKOTU

888. BHARATH AUTO CARS PVT. LTD. (QW01-QW-01), NH-66, KAPIKAD, ULLAL,THOKOTTU, DAKSHINA KANNADA DISTT. - 575017
PH :9538796330.

TIPTUR

889. SAKETH AUTOMOBILES (H101-HV-03), BANDIHALLI INDUSTRIAL ESTATE, N.H.:206, TIPTUR, KARNATAKA - 572201
PH :9945301023.

TUMKUR

890. SAKETH AUTOMOBILES (H101-H1-01), SIRA ROAD, TUMKUR - 572106
PH :9686550323.

UDUPI

891. ABHARAN MOTORS PVT LTD (G601-G6-01), N.H. 17, NITTUR, UDUPI - 576103
PH :9880232999.

892. ABHARAN MOTORS PVT LTD (G601-G6-05), NO. 305/1C, DOOR NO. 5-51A, RAILWAY STATION ROAD, INDRALI, UDUPI, DISTT. - UDUPI . - 576101
PH :9686694341.

UJIRE

893. BHARATH AUTO CARS PVT. LTD. (BWT1-BWT-01), SURVEY NO.237-2B1, MANGALORE-CHARMADY ROAD, NEAR INDIAN OIL PETROL PUMP, SAMPIGE NAGAR, UJIRE, BELTHANGADY TALUKA, DISTT. DAKSHINA KANNADA, KARNATAKA. - 574240
PH :9886176130.

UPPINANGADI

894. MANDОВI MOTORS PVT LTD. (4502-NL-05), NR.PADMA VIDYA IOC PETROL STATION-34, NEKKILADY, UPPINANGADY - 574241
PH :9740912365.

VIJAYPURA

895. BIMAL AUTO AGENCY (BTZ1-BTZ-01), DOOR NO 563, MARUTHI NAGAR, CHIKKABALLAPUR ROAD, VIJAYAPURA TOWN, DEVANAHALLI TALUK, BANGALORE RURAL DISTRICT KARNATAKA. - 562135
PH :8884433996.

VITTAL

896. MANDОВI MOTORS PVT LTD. (CCE1-CCE-01), DOOR NO. 1-287 (9), JISHAN COMPLEX, VITTAL TOWN, TALUKA – BANTWAL, DISTRICT – DAKSHIN KANNADA - 574243
PH :9008810123.

YADGIR

897. LAHOTI MOTORS (SFP1-SFP-01)

YELLAPUR

898. REVANKAR MOTORS PVT. LTD (CUR1-CUR-01), PLOT NO. 4 A1A1A1 GR 5, UDYAM NAGAR, YELLAPUR POST, BALGIMANI, HUBLI-ANKOLA, YELLAPUR TOWN, UTTARA KANNADA DIST., KARNATAKA. - 581359
PH :7090772121.

KERALA

ADOOR

899. INDUS MOTOR COMPANY PRIVATE LIMITED (2702-CJ-0A), M. C. ROAD, MITHRAPURAM, ADOOR, PATHANMTHITTA - 689518
PH :9745998303.

900. AVG MOTORS LTD. (Y501-CJ-02), KOTTAMUKAL, K.P. ROAD, ADOOR PO, PATHANAMTHITTA, KERALA - 691523
PH :9446355900.

ALANALLUR

901. KVR AUTOCARS PVT LTD (CIW1-CIW-01), BUILDING NO. 10/1050, CHANDAPPADI, MANNAKAD ROAD, POST – ALANALLUR, TALUKA – MANNARKAD, DISTRICT - PALAKKAD, KERALA - 678601
PH :9747020582.

ALATHIYOOR

902. A M MOTORS (E601-CVJ-11), RE SURVEY NO. 160/3, 161/7 (OLD SURVEY NO. 359/1), VILLAGE - ALATHIYOOR, TIRUR PONNAI ROAD, TALUKA - TIRUR, DIST.-MALAPPURAM, KERALA. - 676102
PH :9895940000 , 9072998833.

ALATHUR

903. BRD CAR WORLD LIMITED (BRW1-BRW-01), SURVEY NO. 456/8, 455/8, 455/9, ERATTUKKULAM, KATTUSSERY VILLAGE, ALATHUR TALUKA, PALAKKAD DISTRICT, KERALA - 678682
PH :9745634999.

ALLEPPY

904. INDUS MOTOR COMPANY PRIVATE LIMITED (2702-E5-12), BLOCK NO. 145, RE-SURVEY NO. 79, ALAPPUZHA WEST VILLAGE, AMBALAPPUZHA TALUK, ALAPPUZHA DIST. KERALA-699002. - 699002
PH :9745977744.

ALUVA

905. BRD CAR WORLD LIMITED (A404-CBQ-09), RE SURVEY NO.330/7, NH-47, KUNNAMPURAM, PO-DESHAM PANCHAYATH, CHENGAMANAD, ALUVA. - 683102
PH :9745907100.

ANCHAL

906. SARATHY AUTO CARS (BQT1-BQT-01), SURVEY NO. 371/9, VILLAGE – IDAMULAKKAL, P.O. – ANCHAL, TALUK – PUNALUR, DISTRICT – KOLLAM. - 691306
PH :9526906665.

907. POPULAR VEHICLE (1601-BQT-14), RE SURVEY NO 581/5, BLOCK NO 33, ANCHAL VILLAGE, NEAR ALBILAL DRIVING SCHOOL, KAITHADY JUNCTION, ANCHAL, KERALA - 691306
PH :9778698200.

ANGAMALY

908. INDUS MOTOR COMPANY PRIVATE LIMITED (2702-JW-0F), ANGAMAALY KALADY ROAD, MC ROAD, ANGAMALY - 683572
PH :9745998434.

909. POPULAR VEHICLES & SERVICES LTD. (2701-JW-0D), 182-AIRPORT JUNCTION NAGAR,M. C. ROAD,ANGAMALY - 683572
PH :8086078886.

ATTINGAL

910. POPULAR VEHICLES & SERVICES LTD. (1601-SX-07), PALAMKONAM, PERUNKULAM,VIA.-ALAMCODE, ATTINGAL - 695102
PH :8086078788.

DEALER WORKSHOP (AS ON 31.03.2022)

911. SARATHY AUTOS (SX03-SX-01), SURVEY NO. 2952/17 & 2952/4, KIZHUVILLAM VILLAGE, ATTINGAL, CHARAYINKEEZHU TALUK, TRIVANDRUM DIST., KERALA. - 695 104
PH :9526052765.
912. INDUS MOTOR COMPANY PRIVATE LIMITED (SX01-SX-01), SY. NO. 54/13, 14, 15, 16, (OLD SY. NO. 22, 22/13, 16), IN BLOCK NO. 3 OF VELLOOR VILLAGE, EASTERN SIDE OF NATIONAL HIGHWAY 47, NEAR INTERNATIONAL SCHOOL, CHEMBAKAMANGALAM, KORANI PO, ATTINGAL, TRIVANDRUM DIST., KERALA. - 695104
PH :9747550888.

BALARAMAPURAM

913. POPULAR VEHICLES & SERVICES LTD. (1601-AQA-11), POOVAR ROAD, VAZHIMUKKU, BALARAMAPURAM P.O., TRIVANDRUM DISTRICT - 695501
PH :8943345922.

CALICUT

914. INDUS MOTOR COMPANY PRIVATE LIMITED (4701-47-01), MARUTI WORKSHOP, PANIKKER ROAD, CALICUT, NADAKKAVE - 673011
PH :9745998019.
915. POPULAR VEHICLES & SERVICES LTD. (4702-47-02), BEHIND MIMS, EASWARAMANGALAM ROAD, GOVINDAPURAM P.O., CALICUT - 673016
PH :9846298613.
916. INDUS MOTOR COMPANY PRIVATE LIMITED (4701-47-06), KOYA ROAD JUNCTION, PUTHIYANCADI, POST WEST HILL, CALICUT - 673005
PH :9745998020.
917. INDUS MOTOR COMPANY PRIVATE LIMITED (4701-47-08), NEAR STEEL COMPLEX, NALLALAM, CALICUT - 673655
PH :9745998018.
918. POPULAR VEHICLES & SERVICES LTD. (4702-47-07), NH-17 BYE PASS,PACHAKKIL, MALAPARAMBU P.O., KOZHIKODE, CALICUT - 673009
PH :9288012082.
919. CARINO MOTORS (CARINO AUTO INFRA PVT. LTD.) (4704-47-01), RE SURVEY NO. 13, BUILDING NO. 5/548, KRISHNARJUNA BUILDING, AREEKAD, VILLAGE AND PANCHAYATH – CHERUVANNUR, P.O. – NALLALAM, CALICUT (KOZHIKODE) , KERALA. - 673027
PH :7592898888, 7594997888.

CHALAKUDY

920. BRD CAR WORLD LIMITED (ZJ02-ZJ-01), MURINGOOR, P.O., CHALAKUDY - 680316
PH :9645176999.

921. INDUS MOTOR COMPANY PRIVATE LIMITED (ZJ03-ZJ-01), SURVEY NO. 53/1, 53/2 & 55/1, PANAMBILLY COLLEGE JUNCTION, VILLAGE-PERAMBRA, POTTA, TALUKA, CHALAKKUDY, DISTT. THRISSUR, PIN-680307, KERALA - 680307
PH :9747557355.

CHALAKUDY/ CHILLAKUDDY/ THRISSUR

922. POPULAR VEHICLES & SERVICES LTD. (2701-8U-0C), OPPSITE CCMK HOSPITAL, VELLIKULAM ROAD, CHALAKUDY, KERALA - 680307
PH :9072609600.
923. A M MOTORS (VH01-VH-01), MELE MANTHADAM, ALANKODE, P.O., CHANGARAMKULAM, MALAPPURAM DISTT, KERALA - 679585
PH :9895756008.

CHANGARAMKULAM

923. A M MOTORS (VH01-VH-01), MELE MANTHADAM, ALANKODE, P.O., CHANGARAMKULAM, MALAPPURAM DISTT, KERALA - 679585
PH :9895756008.

CHAVAKKAD

924. BRD CAR WORLD LIMITED (A404-0J-06), ORUMANAYOOR P.O.CHAVAKKAD, DISTRICT-THRISSUR - 680512
PH :9645963999.
925. SAI SERVICE PRIVATE LIMITED (0J02-0J-01), SURVEY NO. 26/5, MULLANTHARA PARAMBU, OVUNGAL, KUNNAMKULAM ROAD, TALUK – GURUVAYUR, CHAVAKKAD.) - 680506
PH :9495883852.

CHENGANNUR

926. SARATHY AUTO CARS (C701-UL-06), PRAVUMKOD, THIRUVANVANDOOOR P.O. CHENGANNUR TALUK, ALAPPUZHA (DIST) - 689124
PH :9447002647.

CHERPULASSERY

927. KVR AUTOCARS PVT LTD (NB01-NB-01), SURVEY NO. 154/4, RS NO. 154/4, VILLAGE – CHERUPPULASSERY, TALUK – OTTAPPALAM, DISTRICT – PALAKKAD - 679503
PH :9747020582, 280100.

CHERTHALA

928. INDUS MOTOR COMPANY PRIVATE LIMITED (VL03-VL-01), OPPOSITE TO S.N. COLLEGE, S.N. PURAM P.O., KANJIKKUZHI,CHERTHALA, ALAPPUZHA-DIST. - 688552
PH :9745997633.
929. POPULAR VEHICLES & SERVICES PVT. LTD. (VL02-VL-01), RE-SURVEY NO.150/2-1,147/3, BUILDING NO.KP-18/80, N.H. KANJIKUZZHI VILLAGE, CHERTHALA, ALAPPUZHA DISTT., - 688582
PH :9072530127.

CHITTUR

930. INDUS MOTOR COMPANY PRIVATE LIMITED (BQX1-BOX-01), S.NO.719/3 AND 721/1, RE SURVEY NO.671/1/10, VELLIYAVALLAMPATHY VILLAGE, KOZHINJAMPARA, CHITTUR, PALAKKAD DISTT. - 678555
PH :9745991560.

COCHIN

931. POPULAR VEHICLES & SERVICES LTD. (2701-27-01), PERANDOOR ROAD, PUNNAKAL, ELAMAKKARA, COCHIN - 682025
PH :9846017725.
932. INDUS MOTOR COMPANY PRIVATE LIMITED (2702-27-02), BEHIND COMMERCIAL SALES TAX, M.G. ROAD, COCHIN, - 682015
PH :9745998040.
933. SAI SERVICE PRIVATE LIMITED (2705-27-01), 50/1 15L, ,CHERANALLOOR ROAD,EDAPPALLY,COCHIN - 682024
PH :9645106339.
934. SAI SERVICE PRIVATE LIMITED (2705-27-02), NH-47, PATHADIPALAM,EDAPPALLY,COCHIN - 682024
PH :9645105057.
935. POPULAR VEHICLES & SERVICES LTD. (2701-27-04), NEAR LISI HOSPITAL, OPP. IMA BLOOD BANK, COCHIN, - 682018
PH :9846298618.
936. INDUS MOTOR COMPANY PRIVATE LIMITED (2702-27-09), PALARIVATTOM KAKANAD ROAD, KAKANAD, COCHIN, - 682030
PH :9745998013.
937. SAI SERVICE PRIVATE LIMITED (2705-27-08), KETTEZHUTHUM KADAVU, INTUC JUNCTION, NETTOOR, ERNAKULAM, COCHIN (KERALA) - 682040
PH :8129496818.
938. GEORGE MAJO AUTOMOBILES PVT. LTD. (2709-27-01), DOOR NO.5/452, 5/452A, 5/453, OLD ELOOR ROAD, ELOOR JUNCTION, NORTH KALAMASSERY, DISTRICT - ERNAKULAM, COCHIN - 683104
PH :7559997864, 4237700.
939. INDUS MOTOR COMPANY PRIVATE LIMITED (2702-27-0L), SURVEY NO. 30-A/32, KARIKKAD ROAD, THEKKUMBHAGAM, PUTHIYAKAVU, TRIPUNITHURA, ERNAKULAM, KERALA - 682301
PH :9745992070.
940. GEORGE MAJO AUTOMOBILES PVT. LTD. (2709-27-02), PLOT NO.2/316, NH-47, MARADU VILLAGE, KANNDIKAD, NEAR SAROVARAM, KUNDANOOR, COCHIN (KERALA) - 607001
PH :7994763338.

EDAPPAL

941. POPULAR VEHICLES & SERVICES LTD. (4702-AM-05), KOZHIKODA ROAD, KAVILPADY, EDAPPAL, MALAPPURAM - 679582
PH :9946104680.

EDAVANNAPPARA

942. POPULAR VEHICLES (GKP1-GKP-1), SURVEY NO. 77/16-1 & 77/2-4 ,BUILDING NO.18/152-B, CHEEKODE VILLAGE,EDAVANNAPARA KONDOTTY ROAD, CHERUVAYOOR PO, MALLAPPURAM DISTRICT, KERALA-673645 - 673645

FORT KOCHI

943. SAI SERVICE PRIVATE LIMITED (BRS1-BRS-01), PLOT NO.83/1.2 OPPOSITE TO KUMAR PETROL PUMP, STATUE ROAD, CHULLIKKAL POST, FORT KOCHI - 682005
PH :9645106330.

GURUVAYUR

944. INDUS MOTOR COMPANY PRIVATE LIMITED (2702-A4-08), KUNAMKULLAM CHAVAKKAD ROAD, OPPOSITE CHOOLPURAM MOSQUE, GURUYOOR, THRISSUR - 680505
PH :9745998015.

IRINJALAKUDA

945. BRD CAR WORLD LIMITED (A404-KQ-05), KARUPADANNA P.O., IRINJALAKUDA, THRISSUR - 680670
PH :9539006999.

IRITTY

946. INDUS MOTOR COMPANY PRIVATE LIMITED (R002-VJ-02), SURVEY NO. 48, BUILDING NO. 214, PERUPARAMBA, IRIITTY, KANNUR, KERALA - 670703
PH :9747554929.

IRITY

947. POPULAR VEHICLE (VJ02-VJ-01), RE-SURVEY NO: 14/4, 11/2, NEAR JABBAR KADAVU BRIDGE, KEEZHUR VILL., PERAVOOR ROAD, IRIITTY MUNICIPAL, KANNUR DIST. KERALA. - 670703
PH :7902473741.

KAIPAMANGALAM

948. SAI SERVICE PRIVATE LIMITED (2705-RP-07), VAZHIYAMBALAM PO, KAIPAMANGALAM,THRISSURE - 680681
PH :8129496846.

KALAMASSERY/ ERNAKULAM

949. INDUS MOTOR COMPANY PRIVATE LIMITED (2702-Q3-07), KALAMASSERY, ALUVA WEST, ERNAKULAM DIST, KERALA - 683106
PH :9745998012.

KALPETA

DEALER WORKSHOP (AS ON 31.03.2022)

950. INDUS MOTOR COMPANY PRIVATE LIMITED
(4701-JE-0C), MEENANGADI, KAKKAVAYAL P.O.,
NORTH KALPETTA, WAYAND - 673591
PH :9745998592.

KANHAGAD

951. KVR CARS (3L01-K2-02), ARANGADI, P.O.
KANHANGAD, DIST. KASARGOD, - 671315
PH :9605040999.
952. POPULAR VEHICLES & SERVICES LTD.
(4702-K2-06), HIGHWAY JUNCTION, KANHANGAD
SOUTH P.O., KANHANGAD - 689641
PH :9946104685.

KANHANGAD

953. INDUS MOTOR COMPANY PRIVATE LIMITED
(4701-K2-0F), SURVEY NO.491/3A1 AND 491/3A2,
AJANUR VILLAGE, KANHANGAD, HOSADURGA
TALUK, KASARAGOD DISTT, KERALA. - 671541
PH :9745998024.

KANJIRAPALLY

954. INDUS MOTOR COMPANY PRIVATE LIMITED
(7E01-9Y-02), VADAKUMBHAGAM KARAYIL,
KUNNAMBHAGAM P.O., KANJIRAPALLY - 686506
PH :9745998009.
955. AVG MOTORS LTD. (9Y03-9Y-01), NEW SURVEY
NO. 187/2 (OLD SURVEY NO. 299/1, 299/11),
KANJIRAPALLY VILLAGE & TALUKA, KOTTAYAM
DISTRICT, KERALA - 686512
PH :8606071155.

KANNUR

956. HAR CARS (K101-K1-01), HAR AVENUE,
KANNOOTHUMCHAL, CHOVA POST, KANNUR -
670006
PH :9539009480.
957. HAR CARS (K101-K1-03), POTTIAN SHEKHARAN
ROAD, MAKKANY, SOUTH BAZAR, KANNUR -
670002
PH :9539009443.
958. INDUS MOTOR COMPANY PRIVATE LIMITED
(4701-K1-0E), BALANKINAR JN.,
KATTAMPALLY P.O, KANNUR - 690011
PH :9745998023.
959. KVR CARS (3L01-K1-04), CP-3-651-B, OPP.
DHANRAJ TALKIES, PUTHIYATHERU, CHIRAKKAL
POST, KANNUR, KERALA - 670011
PH :9656034333.
960. POPULAR VEHICLES & SERVICES LTD.
(4702-K1-0F), PLOT NO.82/6A, NEAR
CHARAPPURAM SREEMUTHAPPAN KAVU,
KAPPAD ROAD, THAZHE CHOVA (PO), KANNUR
- 670018
PH :9846062796.

KARIKKAD

961. BRD CAR WORLD LIMITED (A404-GE-02), BRD
INDUSTRIAL ESTATE, KARIKKAD, KUNNAMKULAM
- 680519
PH :9995804599.

KARUNAGAPALLY

962. SARATHY AUTO CARS (C701-AQ-05), K.S.
PURAM, NEELIKULAM,
KARUNAGAPPALLY, KOLLAM, - 690544
PH :9526691565.
963. INDUS MOTOR COMPANY PRIVATE LIMITED
(AQ03-AQ-01), SY.NO.243/1, 243/10, 243/16,
243/14, 243/15, 243/16, EDAPPALLY KOTTA
JUNCTION, NEAR TITANIUM, CHAVARA POST,
KARUNAGAPALLY, DISTT. KOLLAM. - 691583
PH :9745998006.
964. SARATHY (C701-AQ-11), SURVEY NO. 15/3,
SIDCO INDUSTRIAL AREA, EDAKULANGARA PO,
NEAR KARUNAGAPALLY RAILWAY STATION,
KARUNAGAPALLY, KERALA. - 690 562
PH :9526691565.

KASARGOD

965. KVR CARS (3L01-3L-01), ANANGUR,
VIDYANAGAR (PO), NH17, KASARGOD - 671123
PH :9747021206.
966. POPULAR VEHICLES & SERVICES LTD.
(4702-3L-0D), MUNDAKULAM, CHEMMANAD (PO),
KASARGOD - 671371
PH :9946104621.
967. INDUS MOTOR COMPANY PRIVATE LIMITED
(R002-3L-03), SURVEY NO.384/3C 10,
MUTTATHODY VILLAGE, INDIRA NAGAR,
KASARAGOD - 671541
PH :9747550747.

KATTAPANA

968. INDUS MOTOR COMPANY PRIVATE LIMITED
(ZN01-ZN-01), KATTAPPANA-IDUKKI KAVALA,
BYE PASS ROAD, KATTAPPANA, IDUKKI (DIST.), -
685508
PH :9746743460.
969. POPULAR VEHICLES (ZN02-ZN-01), RE-SURVEY
NO. 81/3, VILLAGE & TOWN - KATTAPPANA,
TALUK & DIST.-IDUKKI, KERALA. - 685 515
PH :9746818407.

KAYAMKULAM

970. INDUS MOTOR COMPANY PRIVATE LIMITED
(2702-8L-05), KARIYILAKULANGARA,
KAYANKULAM P.O., ALAPPUZHA DISTT. - 690572
PH :9745998005.
971. POPULAR VEHICLES & SERVICES LTD.
(B802-8L-03), NH 47, KOTTUKULANGARA,
KAYAMKULAM P.O., ALAPPUZHA DISTT. -
690502
PH :9946105601.

KODUNGALLUR

972. SAI SERVICE PRIVATE LIMITED (2705-8K-03),
NH-17, T.K.S.PURAM,, KODUNGALLOOR - 680667
PH :9645106571.
973. INDUS MOTOR COMPANY PRIVATE LIMITED
(8K02-8K-01), RE-SURVEY NO. 116/1-6, 116/2-5,
BUILDING NO. 560/A, WARD NO. VII, AALA
VILLAGE, (OLD
VILLAGE-SREENARAYANAPURAM),
KODUNGALLUR TALUK, MADHILAKOM SRO,
SANTHIPURAM PO, THRISSUR DIST., KERALA -
680 008
PH :9747513444.

KODUVALLY

974. A M MOTORS (BGX1-BGX-01), SURVEY NO:91/9,
91/10, NALLANKADY, VAVAD POST, KODUVALLY,
KOZHIKODE DISTRICT, KERALA - 673572
PH :9895979023.

KOLLAM

975. SARATHY AUTO CARS (C701-C7-01), NH-47 BYE
PASS, AYATHIL(P.O.), QUILON - 691017
PH :9744552265.
976. POPULAR VEHICLES & SERVICES LTD.
(1601-Q4-04), H & C COMPOUND, MUNNACKAL,
KOLLAM - 680006
PH :7594977550.
977. INDUS MOTOR COMPANY PRIVATE LIMITED
(1602-Q4-03), OLD SARATHY THEATRE,
PUNALLOOR ROAD, KOLLAM - 691005
PH :9745998004.
978. SARATHY AUTO CARS (C701-C7-13), SURVEY
NO. 431/13-42, NEAR SN PUBLIC SCHOOL,
VADAKKEVILA, AYATHIL, KILLIKLOOR PO,
PUNTHALATHAZHAM-PALATHARA ROAD,
KOLLAM, KERALA - 691004
PH :8606430765.

KOLLAM/ QUILON

979. SARATHY AUTO CARS (C701-C7-08), SURVEY
NO. (SIDCO) 318/1, SHED NO. B12,
UMAYANALLUR SIDCO INDUSTRIAL ESTATE,
KOLLAM. - 691589
PH :9947127565.
980. SARATHY AUTO CARS (C701-C7-12), BUILDING
NO. 15/620, SURVEY NO. 234/1, 235/2, SITHARA
JUNCTION, ADICHANALLOOR VILLAGE,
KOTTIYAM PO, KOLLAM DIST., KERALA. - 691571
PH :9847936165.

KONDOTTY

981. INDUS MOTOR COMPANY PRIVATE LIMITED
(ID02-ID-01), SURVEY NO. 16/1, BLOCK NO. 36
(OLD SURVEY NO. 100/1), NEDIYIRUPPU
VILLAGE, KONDOTTY PO, ERNAD TALUKA,
MALAPURAM DISTRICT, KERALA - 683573
PH :9746743178.

KONNI

982. INDUS MOTORS (COF1-COF-S1), SABRON
TOWER, NEAR REPUBLICAN SCHOOL,
MAMOODU, KONNI, PIN-689691, KERALA -
689691
PH :9745999858.

KOOTHATTUKULAM

983. SAI SERVICE PRIVATE LIMITED (VM01-VM-01),
EDAPUTHUSSERY BUILDING, M.C. ROAD, OPP.
MARYGIRI PUBLIC SCHOOL, KOOTHATHUKULAM
P.O., ERNAKULAM DT. - 686662
PH :9645106258.

KOTHAMANGALAM

984. POPULAR VEHICLES & SERVICES LTD.
(2701-9V-0B), NEAR BSNL OFFICE, THANGALAM,
KOTOHANGALAM, KERALA - 686691
PH :9846027990.
985. INDUS MOTOR COMPANY PRIVATE LIMITED
(7E01-9V-03), PALAKKADAN
BUILDING, CHANKLAM, KOTHAMANGALAM -
686691
PH :9745998479.

KOTTAKKAL

986. INDUS MOTOR COMPANY PRIVATE LIMITED
(4701-8M-09), NEAR MATHRUBHUMI PRESS, P.O.
KOTTAKKAL, MALAPPURAM DIST. - 676503
PH :9745998017.
987. POPULAR VEHICLES & SERVICES LTD.
(4702-8M-03), NH-17, ,CHANDAPARAMBU,
,RANBATHANI P.O, MALAPPURAM, KOTTAKAL -
676510
PH :9946104631.

KOTTARKKARA

988. POPULAR VEHICLES & SERVICES LTD.
(S801-S8-01), MYLOM, MC ROAD,
KOTTARAKKARA, DISTT-KOLLAM, KERELA -
691531
PH :8086073466.
989. SARATHY AUTO CARS (S802-S8-01), WARD
NO.40, MELILLIA PANCHAYATH, IPPALLOOR
LOWER KARIKAM, KOTTARKARA DISTT. KOLLAM
(KERALA) - 691531
PH :9847423365.
990. INDUS MOTOR COMPANY PRIVATE LIMITED
(S804-S8-01), RE SURVEY NO.207/3-2,
KIZHAKKEKKARA MURIYIL, KNS HOSPITAL
JUNCTION, KOTTARAKKARA VILLAGE AND
TALUKA, KOLLAM DISTT., - 691531
PH :9747562299.

KOTTAYAM

991. AVG MOTORS LTD. (B801-B8-01),
ERAYILKADAVU, KOTTAYAM - 686001
PH :7510982222.

DEALER WORKSHOP (AS ON 31.03.2022)

992. INDUS MOTOR COMPANY PRIVATE LIMITED (2702-B8-04), MULANKUZH A.JN., NATTAKOM P.O., KOTTAYAM, KERALA - 686013 PH :9745998148.
993. POPULAR VEHICLES & SERVICES LTD. (B802-B8-01), NEAR ST. THOMAS CHURCH, S.H. MOUNT, P.O. KOTTAYAM - 686006 PH :8086073454.
994. INDUS MOTOR COMPANY PRIVATE LIMITED (2702-B8-0C), MANIPPUZHA, NATTAKOM P.O., KOTTAYAM - 686013 PH :9745998007.

KOZHENCHERRY

995. AVG MOTORS LTD. (W801-AS-03), KOZHENCHERRY, COLLEGE JUNCTION, DISTRICT - PATHANAMTHITTA, - 689641 PH :9446092995.

KUNNAMKULAM

996. POPULAR VEHICLES & SERVICES LTD. (2701-8N-07), CHOONDAL, TRISSUR ROAD, KUNNAMKULAM, TRISSUR DIST - 680502 PH :9946105695.

LAKKIDI PERUR

997. A M MOTORS (CER1-CER-01), 217/7, 217/2, 278/2, 278/1, PALAPPURAM, P.O. OTTAPPALAM, LEKKIDI PERUR DISTT. PALAKKAD, - 679302 PH :8086305555.

MALAPURAM

998. A M MOTORS (E601-E6-01), VARANGODE, DOWNHILL, MALAPURAM, - 676519 PH :9895705325.

MALLAPPALLY

999. INDUS MOTOR COMPANY PRIVATE LIMITED (I201-I2-01), THOPPIL COMPLEX, MALLAPPALLY KOTTAYAM RD, MALLAPPALLY WEST, MALLAPPALLY (KERALA) - 689585 PH :9747541400.

MANATHAVADY

1000. INDUS MOTOR COMPANY PRIVATE LIMITED (IE02-IE-01), SURVEY NO. 1/2A1, A1, B1, RY 1/210, 1/99, MYSORE ROAD, CHETTAPALAM, MANATHAVADY CITY & TALUK, WYANAD DIST., KERALA. - 670645 PH :9745997002.

MANJERI

1001. A M MOTORS (E601-8V-05), THURAKKAL BYEPASS, MANJERI, MALAPURAM, KERALA - 676121 PH :9895756035.
1002. KVR AUTOCARS PVT LTD (8V02-8V-01), CH BYE PASS ROAD, MANJERI, MALAPPURAM, KERALA - 676123 PH :9747020801.

1003. POPULAR VEHICLES & SERVICES LTD. (4702-8V-0E), NARUKARA VILLAGE, RAJIV GANDHI BYEPASS JN., THRUKKAL, MANJERI (KERALA) - 676121 PH :8589992406.

MANNARKAD

1004. A M MOTORS (E601-RA-07), NH-213, MANNARKAD, DIST.-PALAKKAD - 678582 PH :9895979048.
1005. INDUS MOTOR COMPANY PRIVATE LIMITED (2702-RA-0K), ANAKATTY ROAD, AANDIPPADAM, NELLIPPUZHA-PO. MANNARKAD, KERALA - 678583 PH :9745995946.

MAVELIKARA

1006. POPULAR VEHICLES & SERVICES LTD. (B802-S9-02), KONNAVIL SUVAKO INDUSTRIAL COMPLEX, SHED A-1., KOLAKADAVU INDUSTRIAL ESTATE, KOCHAL WOODU, KALLIMEL P.O., MAVELIKKARA, KERALA - 690570 PH :9400052338.
1007. INDUS MOTOR COMPANY PRIVATE LIMITED (1602-S9-07), NEAR PRATHIBA THEATRE, PUTTHIYAKAVU, MAVELIKKARA - 690101 PH :9745998137.

MORAYUR

1008. A M MOTORS (CUJ1-CUJ-01), SURVEY NO. 328/1, VILLAGE – MORAYUR, VALENCHERY, DISTRICT – MALAPPURAM, KERALA. - 673642 PH :8086526666.

MUVATTUPUZHA

1009. INDUS MOTOR COMPANY PRIVATE LIMITED (7E01-7E-01), NH-49, MUVATUPUZHA KODAMANGALAM ROAD, NEAR R.K. HOSPITAL, MUVATUPUZHA, ERNAKULAM DIST - 686661 PH :9745998011.
1010. POPULAR VEHICLES & SERVICES LTD. (2708-7E-02), MUTHUKALLU JUNCTION, PERUMPALLUR P.O., MUVATTUPUZHA, KERALA - 686673 PH :7356988840.

NEYYANTTINKARA

1011. INDUS MOTOR COMPANY PRIVATE LIMITED (AT01-AT-01), INDUS MOTOR CO. PVT. LTD., OLD M.V. THEATRE, NEAR KSRTC BUS STATION, NEYYANTINKARA, DIST. TRIVANDRUM - 695121 PH :9747544500.

NILAMBUR

1012. INDUS MOTOR COMPANY PRIVATE LIMITED (4701-AF-0A), MINERVA JUNCTION, NILAMBUR, KERALA - 679329 PH :9745998396.

1013. INDUS MOTOR COMPANY PRIVATE LIMITED (4701-AF-0D), MANAVEDHAM HIGH SCHOOL ROAD, CHANDAKUNNU - NILAMBUR PO, NILAMBUR, MALAPPURAM DIST. - 679329 PH :9745998396.

NILAMEL

1014. INDUS MOTOR COMPANY PRIVATE LIMITED (DA02-DA-01), SURVEY. NO. 195/10, 195/3-1-2, 195/3-2-1, 195/8, 195/14, 195/9-1, 195/11-1, BLOCK NO. 32, ATTINGAL MUNICIPALITY, PAZHAYAKUNNAMES VILLAGE, CHIRAYINKIL TALUK, (BORDER OF NILAMEL TOWN), TRIVANDRUM DIST., KERALA - 695601 PH :9745993331.

OTTAPALAM

1015. INDUS MOTOR COMPANY PRIVATE LIMITED (PA01-PA-01), BUILDING NO 23/667, 23/669, PALAKKAD-OTTAPPALAM ROAD, OTTAPPALAM VILLAGE, OTTAPPALAM TALUKA, PALAKKAD DISTT., KERALA. - 679101 PH :9747544454.

PALA

1016. POPULAR VEHICLES & SERVICES LTD. (B802-GN-04), 12TH MILE, PALA-PONKUNNAM ROAD, PALA - 686575 PH :9072609475.
1017. INDUS MOTOR COMPANY PRIVATE LIMITED (7E01-GN-05), OPP. ALPHONSA COLLAGE ARUNAPURAM(PO), PALA, KOTTAYAM - 686574 PH :9745998878.
1018. AVG MOTORS LTD. (GN03-GN-01), SURVEY NO.670/1, BLOCK-21, LALAM VILLAGE, ANTHINADU MEENANCHIL, PALA, KOTTAYAM DIST. - 686651 PH :9447137246.
1019. INDUS MOTOR COMPANY PRIVATE LIMITED (7E01-GN-07), SURVEY NO. 176, BLOCK NO. 16, HIGHWAY JUNCTION, ETTUMANOOR-POOJAR HIGHWAY, CHERPUNKAL, PALA, KOTTAYAM DISTRICT - 686584 PH :9747516934.

PALAKKAD

1020. POPULAR VEHICLES & SERVICES LTD. (2701-Y2-09), OPP. PALANA HOSPITAL, KODUVAYOOR ROAD, KINASSERY P.O., PALAKKAD - 678707 PH :9946105613.
1021. INDUS MOTOR COMPANY PRIVATE LIMITED (2702-Y2-0G), VADAKKUMURI-NH-47, KANNADI, KUZHALMAMMAM (P.O.), PALAKKAD. - 678701 PH :9745998590.

1022. INDUS MOTOR COMPANY PRIVATE LIMITED (Y202-Y2-01), DOOR NO: 5/366 & 367, NH 47, KOOTUPATHA, CHANDRANAGAR POST, PALAKKAD - 678007 PH :9747519500.

PANDIKKAD

1023. AM MOTORS (CUV1-CUV-01), SURVEY NOS: 333/2-2, 333/3-2, CHOORAKKAVU, PERINTHALMANNA ROAD, NEAR INDIAN OIL PETROL PUMP, PANDIKKAD TOWN & POST, MALAPPURAM DISTRICT, KERALA - 676 521 PH :9539999570.

PARAPPANANGADI

1024. A M MOTORS (CTK1-CTK-01), SURVEY NO.66/6, 66/7, KODAPPADI, POST-CHETTIPPADY, PARPANGADI, MALAPPURAM. - 676319 PH :9895900466.

PARAVUR

1025. POPULAR VEHICLES & SERVICES LTD. (ZS01-ZS-01), SURVEY NO. 340/1-76,77,78, NEAR HP PETROL PUMP, PARAVUR-MANJALI MAIN ROAD, MANNAM PO, NORTH PARAVUR MUNICIPAL, ERNAKULAM DIST. 683520, KERALA. - 683520 PH :9072609638.

PATHANAMTHITTA

1026. AVG MOTORS LTD. (W801-W8-02), JUNNUGAPADY, MYLAPRA ROAD, PATHANAMTHITTA, - 689671 PH :9446002987.
1027. INDUS MOTOR COMPANY PRIVATE LIMITED (1602-W8-13), KUMBAZHA, PATHANAMTHITTA - 689653 PH :9745998008.
1028. POPULAR VEHICLES & SERVICES LTD. (B802-W8-05), T.K. ROAD, NEAR COLLECTORATE, PATHANAMTHITTA - 689645 PH :9539009734.
1029. INDUS MOTOR COMPANY PRIVATE LIMITED (1602-W8-12), SURVEY NO. 11-13/12(1), KARIMPANKUZH Y ROAD, NEAR SAROJ GAS AGENCY, MAKKANKUNNU, PATHANAMTHITTA, KERALA. - 689645 PH :9745999858.

PATTAMBI

1030. A M MOTORS (E601-8P-04), SHORANUR ROAD, PATTAMBI, DISTRICT-PALAKKAD, - 679306 PH :9567866059.
1031. INDUS MOTOR COMPANY PRIVATE LIMITED (2702-8P-0B), PERINTHALMANNA ROAD, THEKKUMURI, PATTAMBI - 679303 PH :9745998295.

DEALER WORKSHOP (AS ON 31.03.2022)

1032. A M MOTORS (E601-8P-09), CHERPULASSERY ROAD, KOOMBAN KALLU, KARIMPULLI, MELE PATTAMBI POST, PALAKKAD DISTT., KERALA. - 679306
PH :9567866059.

PAYANNUR

1033. POPULAR VEHICLES & SERVICES LTD. (4702-9Z-04), N H 17,,EZHILODE P O, „PAYYANUR - 670309
PH :9946104701.

1034. POPULAR VEHICLES & SERVICES LTD. (9Z01-9Z-01), SY. NO. 218/1, CHERUTHAZHAM VILLAGE, EZHILODE (NEAR COLONY BUS STOP), PAYANNUR-KANNUR NH, PAYANNUR TALUK, KANNUR DISTRICT, KERALA – 670 309.
PH :9946104701.

PAYYANUR

1035. INDUS MOTOR COMPANY PVT. LTD. (8Z02-8Z-01), SURVEY NO.-289/117, 290/105, KARIVELLUR PERALAM GRAM PANCHAYAT (NEAR PALATHARA BRIDGE), PAYYANUR TALUK, KANNUR DISTRICT, KERALA- PIN-670521. - 670521
PH :9745998204.

PERINTHALMANNA

1036. A M MOTORS (E601-7H-03), NEAR FIRE STATION, HOSPITAL ROAD, PERINTHALMANNA - 679322
PH :8129818235.

1037. KVR AUTOCARS PVT LTD (7H01-7H-01), SURVEY NO. 87/8-15, CALICUT ROAD, NEAR ITC, THIRURKAD, PERINTHALMANNA - 679351
PH :9747020573.

1038. KVR AUTOCARS PVT LTD (7H01-7H-06), OOTY ROAD, PERINTHALMANNA, MALAPPURAM(DT.), KERALA - 679322
PH :9747020837.

PERUMBAVOOR

1039. SAI SERVICE PRIVATE LIMITED (2705-8W-04), M.C.ROAD,PERUMBAVOOR,ERNAKULAM DIST,KERALA - 683542
PH :7034258335.

1040. INDUS MOTOR COMPANY PRIVATE LIMITED (8W03-8W-01), SURVEY NO. 72/2-3, 72/3-3, TALUK - KUNNATHUNADU, VILLAGE - RAYAMANGALAM, SUB DIST.-PERUMBAVOOR, DIST.ERNAKULAM. - 683 541
PH :9747591803.

PIROVAM

1041. SAI SERVICE (BQW1-BQW-01), SUVEY NO. 788/12-2-5, NEAR PIRAVOM GOVT. HOSPITAL, PIRAVOM TOWN & MUNICIPALITY, MUVATTUPUZHA TALUK, ERNAKULAM DIST., KERALA - 686 664
PH :9645106198.

POINACHI

1042. KVR CARS (3L01-GF-03), CHOWKI, MAILLATTY(P.O.), (VIA) UDUMA, POINACHI, KERALA - 671319
PH :9747021026.

PUNALUR

1043. SARATHY AUTO CARS (C701-8Q-03), NH-208, Q.S. ROAD,ELAMPAL POST,PUNALUR, KOLLAM DIST - 691322
PH :9744400265.

1044. INDUS MOTOR COMPANY PRIVATE LIMITED (8Q02-8Q-01), SY. NO. 48/1/42, OLD. SY. NO. 231A/3324, (OLD RAMRAJ TILES FACTORY), THALICODE, PATHANAPURAM TALUK, PUNALUR ANCHAL ROAD. - 691 305
PH :9747638885.

QUILANDY

1045. INDUS MOTOR COMPANY PRIVATE LIMITED (3Q01-3Q-01), BUILDING NO.13/53 A, CHENGOTTUKKAVE VILLAGE, QUILANDY, KOZHIKODE DISTT. - 673306
PH :9745997875.

RAMANATTUKKARA

1046. A M MOTORS (E601-KB-06), NEAR RED CRESCENT HOSPITAL, FEROKE, CHUNGAM, CALICUT DISTRICT, RAMANATTUKARA, - 673632
PH :9567866144.

RANNI

1047. INDUS MOTOR COMPANY PRIVATE LIMITED (7E01-JX-06), CHELLAKKAD-PO, PATHANAMTHITTA(DISTRICT), RANNI - 689677
PH :9745998737.

SASTHAMKOTTAH

1048. INDUS MOTOR COMPANY PRIVATE LIMITED (1602-RT-09), NO. SP IX/661, 662, 663, KADAPUZHA ROAD, PORUVAZHY P.O., BHARANIKUVU, SASTHAMKOTTAH, KOLLAM – , KERALA - 690520
PH :9745998849.

SHORNUR

1049. POPULAR VEHICLES & SERVICES LTD. (2701-1I-0E), PALAKKAD PATTAMBI ROAD, KULAPPULLY JUNCTION, VADANAMKURUSSI, SHORNUR - 679124
PH :8589992432.

SULTHAN BATHERY

1050. POPULAR VEHICLES (VK01-VK-01), SURVEY NO. 421/5, 421/6, BLOCK NO. 22, KRISHNAGIRY VILLAGE, PATHIRIPALAM, KOLAGAPPARA (PO), TALUK & TOWN - SULTHAN BATHERY, WAYANAD DIST., KERALA - 673 591
PH :7594977551.

TALIPARAMBA

1051. HAR CARS (K101-9W-02), SREEKANDAPURAM MAIN ROAD, KANNUR (DIST), KERALA, THALIPARAMBA - 670141
PH :9539009473.

THALASSERRY

1052. INDUS MOTOR COMPANY PRIVATE LIMITED (RO02-RO-01), NETTUR POST, KODUVALLY, THALASSERY, KANNUR DISTRICT - 670105
PH :9745998022.

THALASSERY/ TELlicherry

1053. INDUS MOTOR COMPANY PRIVATE LIMITED (4701-Y3-04), TEMPLE GATE, MAKKOOTAM, THALAYI, TELlicherry , KERALA - 670102
PH :9747520100.

THALAYOLAPARAMBU

1054. INDUS MOTOR COMPANY PRIVATE LIMITED (2702-WN-0J), THODUPUZHA ROAD, THALAYOLAPARAMBU, VAIKOM(TALUK), DISTRICT-KOTTAYAM, KERALA - 686605
PH :9746743003.

THAMARASSERY

1055. INDUS MOTOR COMPANY PRIVATE LIMITED (PB06-PB-01), RE-SY. NO. 44/5A, 44/6, RAROTH VILLAGE, (NEAR CHUNGAM), THAMARASSERY PANCHAYAT & TALUK, CALICUT DIST., KERALA. - 673573
PH :9747553362.

THIRUVALLA

1056. AVG MOTORS LTD. (Y501-Y5-01), M.C ROAD, PERUMTHURUTHI, THIRUVALLA , PATHANAMTHITTA DISTT - 689107
PH :9446323999.

1057. POPULAR VEHICLES & SERVICE (B802-Y5-06), KAVUMBHAGOM P.O, THIRUVALLA, PATHANAMTHITTA (DIST.), KERALA - 689103
PH :8086073489.

THODUPUZHA

1058. INDUS MOTOR COMPANY PRIVATE LIMITED (7E01-HZ-04), PALA ROAD, THODUPUZHA - 685584
PH :9745998631.

1059. POPULAR VEHICLES & SERVICES LTD. (HZ02-HZ-01), SY.NO.124/7A-1, 124/7A-2, THODUPUZHA EHLOR MAIN ROAD, VILLAGE & TOWN, THODUPUZHA, DISTT. IDUKI - 685585
PH :9072531020.

THRISSUR

1060. POPULAR VEHICLES & SERVICES LTD. (2701-A4-05), KUNNATHUMKARA, PARAVATTANI, THRISSUR, KERALA - 680655
PH :6282306495.

1061. SAI SERVICE PRIVATE LIMITED (2705-A4-06), 17/30,POOTHOLE,THRISSUR,KERALA - 680004
PH :9645105051.

1062. BRD CAR WORLD LIMITED (A404-A4-01), NH 47,BYE PASS,KONIKARRA POST,THALORE, THRISSUR - 680031
PH :9995807141.

1063. INDUS MOTOR COMPANY PRIVATE LIMITED (2702-A4-0D), JYOTHI COMPLEX, GURUVAYOOR ROAD, WEST FORT, THRISSUR - 680004
PH :9745998014.

1064. BRD CAR WORLD LIMITED (A404-A4-07), GURUVAYOOR ROAD, PUNKUNNAM P.O., PUZHAKKAL, THRISSUR - 680002
PH :9746476529.

THRITHALLUR

1065. BRD CAR WORLD LIMITED (A404-SS-04), PO-THRITHALLUR, NH-17, THRITHALLUR THRISSUR - 680619
PH :9539197888.

TIRUR

1066. A M MOTORS (E601-Y4-02), SATELLITE AUTO WORKS, PAYYANAGADI POST, TIRUR - 676101
PH :9995879706.

1067. KVR AUTOCARS PVT LTD (7H01-Y4-05), T.P 7/204-B, TANUR ROAD,MOOCHIKKAL, MEENADATHUR P.O., TIRUR, DISTRICT-MALAPPURAM, KERALA - 676307
PH :9747020673.

1068. A M MOTORS (E601-Y4-08), THALAKKADATHOOR PO, MALAPPURAM,MALAPPURAM DISTT. - 676103
PH :9895705323.

1069. INDUS MOTOR COMPANY PRIVATE LIMITED (Y403-Y4-01), SURVEY NO. 119/3, 4, 9A, OLD MODERN PHARMACEUTICALS PVT. LTD., THRIKANDIYOOR VILLAGE, CHAMBAVATTOM ROAD, TIRUR, KERALA. - 676105
PH :9747518883.

TRIPPUNITHURA

1070. SAI SERVICE PRIVATE LIMITED (2705-AK-05), HILL PALACE ROAD,KARINGACHIRA,COCHIN - 682301
PH :9645105067.

TRIPRAYAR

DEALER WORKSHOP (AS ON 31.03.2022)

1071. POPULAR VEHICLES & SERVICES LTD.
(2701-8R-08), SURVEY NO. 296/5.8, 296/9,
296/9-1, NATTIKA VILLAGE, NEAR CIVIL STATION,
POLY JUNCTION, TRIPRAYAR TOWN, THRISSUR
TALUK & DISTRICT, KERALA-680566 - 680566
PH :9846699245.

TRIVANDRUM

1072. INDUS MOTOR COMPANY PRIVATE LIMITED
(1602-16-01), T.C. 24/885 THYCAUD P.O.,
THYCAUD P.O., METTUKUDA, TRIVANDRUM -
695014
PH :9745998001.

1073. POPULAR VEHICLES & SERVICES LTD.
(1601-16-01), C.I.T. ROAD, KILLIPALAM,
KARAMANA P.O, TRIVANDRUM - 695002
PH :9946104601.

1074. INDUS MOTOR COMPANY PRIVATE LIMITED
(1602-16-02), NH BYE PASS ROAD,
VEMPALAVATTOM, TRIVANDRUM - 695029
PH :9745998003.

1075. SARATHY AUTO CARS (C701-16-04), KOVALAM
BYEPASS,SN NAGAR, MANACAUD (PO),
TRIVANDRUM - 695009
PH :9947270665.

1076. INDUS MOTOR COMPANY PRIVATE LIMITED
(1602-16-05), G.G. MEDICAL COLLAGE P.O.,
MURINJAPALAM, TRIVANDRUM,
MURINJAPALAM, , - 695011
PH :9745998002.

1077. POPULAR VEHICLES & SERVICES LTD.
(1601-16-05), OPP. ST. JUDE CHURCH,CIT
ROAD, KILLIPPALAM,TRIVANDRUM - 695002
PH :9846298610.

1078. INDUS MOTOR COMPANY PRIVATE LIMITED
(1602-16-11), SURVEY NO.3, TC-7/1069(9),
MARUTHAMKUZHI, SASTHAMANGALAM VILLAGE,
PTP NAGAR ROAD, KANJIRAMPARA P.O.,
TRIVANDRUM - 695030
PH :9747508822.

1079. SOUTH PARK MOTORS PVT. LTD. (1604-16-01),
SURVEY NO. 985/3-4-5-6, VILLAGE -
KADAKAMPALLY, CHACKAI BYPASS, TALUKA -
TRIVANDRUM, TRIVANDRUM, KERALA - 695029
PH :9526100008.

1080. SARATHY AUTO CARS LTD. (C701-16-09),
77/2-11, NEMOM VILLAGE, PAPPANAMCODU
INDUSTRIAL AREA, TALUKA AND DISTRICT-
THIRUVANANTHAPURAM, KERALA - 695019
PH :9961665865.

1081. POPULAR VEHICLES (1601-16-12), RE-SURVEY
NO. 26/4-1, MANANTHALA STADIUM ROAD, NEAR
SURYAPRABHA AUDITORIUM, ULOOR VILLAGE,
MANANTHALA, TRIVANDRUM DIST., KERALA. -
695 015
PH :9846498605.

TRIVANDRUM-MANANTHALLA

1082. INDUS MOTOR COMPANY PRIVATE LIMITED
(1602-16-08), NEAR MUSLIM JUMA MASJID,
MUKKAM PLAMOODE,
VATTAPPARA-MANNANTHALA M C ROAD,
VATTAPPARA PO, MANNANTHALA,TRIVANDRUM -
695028
PH :9747540100.

UPPALA

1083. POPULAR VEHICLES & SERVICES LTD.
(4702-4I-0A), N.H.17, KAIKAMPA, UPPALA P.O.,
KASARGOD (KERALA) - 671322
PH :8086078864.

1084. KVR CARS (4102-4I-01), NH 17, BANDIYODE,
MANGALAPADI (PO), UPPALA, KASARGOD
DISTT.,KERALA - 671324
PH :9526021876.

VADAKARA

1085. INDUS MOTOR COMPANY PRIVATE LIMITED
(4701-8S-07), BYE PASS
JN.VATAKARA-673104,CALICUT, - 673104
PH :9745998021.

1086. POPULAR VEHICLES AND SERVICES
(8S02-8S-01), NEAR MADAPPALLY GOVT.
COLLEGE, MADAPPALLY, P.O. VADAKARA,
KOZHIKODE (KERALA) - 673102
PH :8943345935.

VALENCHARRY

1087. A M MOTORS (CUK1-CUK-01), SURVEY NO.
132/4, KOLAMANGALAM, PERINTHALMANNA
ROAD, VALANCHERY, DIST.-MALAPPURAM. -
676552
PH :9745986666.

VETTICHIRA

1088. KVR AUTOCARS PVT LTD (7H01-MZ-03), AP IV,
75A TO G, NH-17, CHUNKAM, DIST.
MALAPPURAM, VETTICHIRA, - 676552
PH :9747020023.

WADAKKANCHERY

1089. BRD CAR WORLD LIMITED (A404-MX-03),
VAZHAKODE, CHELAKARA ROAD, MULLURKARA
P.O., WADAKKANCHERY, THRISSUR DIST -
680583
PH :9567869403.

KERLA

EDAKKARA

1090. KVR (GMN1-GMN-01), SURVEY NO. 1087/1C-91,
VAZHAIKADAVU VILLAGE, OOTY ROAD, MUNDA,
EDAKKARA TOWN, NILAMBUR TALUK,
MALAPPURAM DIST., KERALA - 679 331
PH :9747020777.

LADAKH

LEH

1091. DRUK AUTOZONE (9S02-9S-01), AIRPORT ROAD,
LEH (LADAKH), DISTT. LADAKH, LEH - 194101
PH :8082800205.

MADHYA PRADESH

AGAR

1092. UNITARA MOTORS (BJT2-BJT-01), 27, UJJAIN
ROAD,
NEAR MARKETING FUEL STATION,
AGAR, MADHYA PRADESH (465669) - 465669
PH :9575650883.

ALIRAJPUR

1093. RUKMANI MOTORS PVT. LTD. (GLY1-GLY-01),
WARD NO 1, JHABUA ROAD, ALIRAJPUR,
MADHYA PRADESH, MP - 457887
PH :8889676035.

ANUPPUR

1094. SHUBH MOTORS PVT. LTD. (BIB1-BIB-01), NEAR
HDFC BANK, TEHSIL ROAD, ANNUPUR - 484224
PH :9752546255, 9755505145.

ASHOK NAGAR

1095. PREM MOTORS PVT. LTD. (DS01-DS-02),
SURVEY NO. 672/3, SINGAKHEDI HOUSE GUNA
BYPASS NEAR RAJ MATA CIRCLE,
ASHOKNAGAR, MADHYA PRADESH. - 473331
PH :9926809856.

ASHTA

1096. JEEWAN MOTORS PVT. LTD. (BSF1-BSF-01),
KHASRA NO.111/1 NEAR RELIANCE PETROL
PUMP, BHOPAL ROAD, ASHTA, DISTT. SEHORE
(M.P.) - 466001
PH :9826429604
6264918307
8718911222.

BADNAWAR

1097. PATEL MOTORS (INDORE) PVT. LTD.
(BPT1-BPT-01), KHASRA NO. 2194/1, BADNAGAR
ROAD, BADI CHOUPATI, OPPOSITE BSNL
TOWER, BADNAWAR, DISTT. - DHAR, MADHYA
PRADESH. - 454660
PH :232228, 9179653543.

BADWAH / BARWAHA (BOTH NAMES ARE OK)

1098. NIMAR MOTORS PVT. LTD. (AU01-UJ-05), NIRMAL
COMPLEX , INDORE ROAD , BARWAH - 451001
PH :7770878726, 9669569496.

BALAGHAT

1099. KUNAL MOTORS (U501-TP-04), KH NO.-1/56,
JHULELAL DHARMSHALA ROAD, BALAGHAT,
MADHYA PRADESH - 4811001
PH :8349992181.

BARELI

1100. RAJRUP MOTOR JUNCTION (A UNIT OF RMJ
MOTORS PVT. LTD.) (I303-I3-1), SURVEY 423/2,
VILLAGE KAMTON, NH 12, BARELI, RAISEN,
MADHYA PRADESH. - 464668
PH :7909903922.

BARHI

1101. SHUBH MOTORS PVT. LTD. (GMK1-GMK-1),
1286/2, BARHI, DIST. - KATNI, MADHYA PRADESH
- 483770
PH :9752546255.

BARNAGAR

1102. YUG CARS (A UNIT OF RUKMARANI CARS
INDORE PVT. LTD.) (BBK2-BBK-01), RUNJUA
ROAD ,BARNAGAR CITY, DISTRICT UJJAIN -
456771
PH :9755512100/7898900224.

BARWANI

1103. NIMAR MOTORS PVT. LTD. (AU01-SA-02), ANJAD
ROAD, VILLAGE -KARAH, BARWANI, MADHYA
PRADESH - 451551
PH :7770804492, 9669569496.

BEGAMGANJ

1104. RAJRUP MOTOR JUNCTION (A UNIT OF RMJ
MOTORS PVT. LTD.) (CIL1-CIL-01),
BHOPAL-SAGAR MAIN ROAD, BEGAMGANJ,
DISTRICT - RAISEN, MADHYA PRADESH. -
464881
PH :7909997536.

BEOHARI

1105. SHUBH MOTORS PVT. LTD. (BKA1-BKA-01),
REEVA ROAD, NEAR AARRA MACHINE, BEOHARI,
DIST.-SHAHDOL, MADHYA PRADESH. - 484774
PH :9755595423.

BERASIA

1106. RAJRUP MOTOR JUNCTION (A UNIT OF RMJ
MOTORS PVT. LTD.) (CKG1-CKG-01), BHOPAL
ROAD, OPP. BERASIA HOSPITAL, BERASIA,
DISTRICT - BHOPAL, MADHYA PRADESH. -
463106
PH :8770593501.

BETMA

1107. OCEAN MOTORS PVT. LTD. (BVR1-BVR-01),
OPPOSITE MPEB OFFICE, INDORE-AHEMDABAD
ROAD, BETMA, DISTRICT - INDORE, MADHYA
PRADESH. - 453001
PH :7389936444.

BETUL

1108. KUNAL MOTORS (U501-U5-02), BHOPAL -
NAGPUR NATIONAL HIGHWAY, NEAR BADORA
CHOWK,, BETUL - 460001
PH :8349999177.

BHOPAL

DEALER WORKSHOP (AS ON 31.03.2022)

1109. JEEWAN MOTORS PVT. LTD. (0302-03-01), 9E
SECTOR A, INDUSTRIAL AREA, GOVINDPURA,
BHOPAL - 462024
PH :4058888/
9826017799
9826429605.
1110. SATYAM MOTORS (0307-03-01),
NH-12, SUVEESHA NAGAR, HOSHANGABAD
ROAD, MISROAD - 462040
PH :6261900423.
1111. JEEWAN MOTORS PVT. LTD. (0302-03-04),
KHASRA NO. 54-55/1/1, NEAR RELIANCE
FRESH, CHUNA BHATTI MAIN ROAD, INDIAN OIL
PETROL PUMP, BHOPAL (M.P.) - 462036
PH :4057988
9131364153.
1112. RAJRUP MOTOR JUNCTION (A UNIT OF RMJ
MOTORS PVT. LTD.) (0308-03-01), 8A,
SECTOR-C, J.K. ROAD, GOVINDPURA
INDUSTRIAL AREA, BHOPAL, MADHYA PRADESH
- 462023
PH :4063529, 30, 31, 32, 33, 34, 35, 9926516501.
DAGA MOTORS (A UNIT OF DAGA HEIGHTS)
(0309-03-01), 4/1, DAGA HEIGHTS, NEAR
BUDHNA MANDIR, MAIN ROAD KOLAR ROAD,
CHUNABHATTI, BHOPAL, MADHYA PRADESH. -
462016
PH :9109900400.

BIAORA

1114. UNITARA (0F02-0F-01), OLD AB ROAD,
KACHNARIA, BIAORA (M.P.) - 465674
PH :9575650883.

BINA

1115. ADINATH CARS PRIVATE LIMITED
(BHQ2-BHQ-01), PLOT NO. 2/3/4/5 AMANTIGEL
LAND SEMI URBAN INDUSTRIAL AREA, BINA,
KHURAI ROAD (NH 26) BINA, DISTRICT – SAGAR,
MADHYA PRADESH - 470113
PH :9009780047.

BURHANPUR

1116. NIMAR MOTORS PVT. LTD. (BRR1-BRR-01),
KHASRA NO. 654/15-16, BASEMENT OF HOTEL
AMBIKA RESIDENCY, OPP. PAKIZA SHOWROOM,
SANJAY NAGAR, AMRAVATI ROAD, BURHANPUR,
MADHYA PRADESH - 450331
PH :7694011374, 9669569496.

CHAKGHAT

1117. CITY CARS (UNIT OF AGARWAL WHEELS)
(GKQ1-GKQ-01), GRAM AND POST - CHANDAI,
CHAKGHAT, TEHSIL - TEONTHAR, PRAGRAJ
ROAD, NH 27, DIST- REWA, MP – 486226. -
486226
PH :9754301199, 7354252525.

CHATTARPUR

1118. ADINATH CARS PRIVATE LIMITED (8B02-8B-01),
MAHOBA ROAD, NEAR BUS STAND,
CHHATARPUR, DISTT SAGAR - 471001
PH :9009785577.

CHHINDWARA

1119. KUNAL MOTORS (U501-U5-03), OPP. KUNAL
MOTORS SHOWROOM, ,LAL BAGH
TIRAHA, BEHIND TRUE VALUE OUTLET,
NASIRABAD ROAD, CHHINDWARA(MP), - 480001
PH :9981852239.
1120. KUNAL MOTORS (U501-U5-06), PLOT NO. 546,
LAHGARUA NEAR MULLU BABA MANDIR,
NARSINGHPUR ROAD, CHINDWARA, MADHYA
PRADESH - 480002
PH :9981852239.
1121. KAMTHI MOTORS LLP (U502-U5-01), KHASRA
NO.1/53, BESIDE MVM SCHOOL, NAGPUR ROAD,
VILL.-SARRA, DISTT. CHHINDWARA, MADHYA
PRADESH - 480001
PH :9111488444/ 9111535777.

CHITRAKOOT

1122. CITY CARS (UNIT OF AGARWAL WHEELS)
(GKS1-GKS-01), PILIKOTHI CHOURAHA, BESIDE
SINGH AUTOMOBILE- A HERO AGENCY, CHITRA
ROAD, CHITRAKOOT, DISTRICT-SATNA (MADHYA
PRADESH)- 485334 - 485334
PH :7089906823, 7354252525.

DABRA

1123. PREM MOTORS PVT. LTD. (BOR1-BOR-01),
PICHHORE TIRAHA, GWALIOR JHANSI ROAD,
DABRA, DIST.-GWALIOR. - 475110
PH :9926809110.

DAMOH

1124. ADINATH CARS PRIVATE LIMITED (RD02-RD-01),
KILLARI NAKA, SAGAR ROAD, DAMOH - 470661
PH :9009780035.

DATIA

1125. PREM MOTORS PVT. LTD. (3003-WE-05),
NR.BHOJPURIA MOTORS, BHANDER ROAD,
DATIA, MADHYA PRADESH - 475661
PH :9165012280.

DEORI

1126. ADINATH CARS PRIVATE LIMITED
(CUO1-CUO-01), C/O VISHWANATH DIXIT,
VIJAYSHRI GAS SERVICE, NEAR GOVT. HIGH
SCHOOL, NARSINGHPUR ROAD, VILLAGE
KHEER, DEORI DISTT. SAGAR (M.P.) - 470226
PH :7000410522.

DEPALPUR

1127. OCEAN MOTORS PVT. LTD. (WB01-WB-03),
NEAR LEELA RESIDENCY, INDORE
ROAD, DEPALPUR, DIST. INDORE-MP - 453115
PH :220505, 222501.

DEWAS

1128. UNITARA MOTORS PVT LTD (3Q02-3Q-01),
SURVEY NO 255, A.B. ROAD,
RASULPUR SQUARE, DEWAS,
MADHYA PRADESH PIN 455001 - 455001
PH :9575650883.

DHAMNOD

1129. KATHED MOTOCORP(A UNIT OF KATHED
MOTORS PVT. LTD.) (UT01-UT-01), KHASRA NO.
484/1/2, OLD A B ROAD, OPPOSITE HP PETROL
PUMP, DHAMNOD, DIST.-DHAR, MADHYA
PRADESH. - 454552
PH :9981585165.

DHAR

1130. RUKMANI MOTORS (P) LTD (5304-LM-02), 41/2
MAGAJPURA, DHAR., - 454001
PH :0731-223500, 9755549200.

DINDORI

1131. STANDARD AUTO AGENCIES (AVA1-AVA-01),
SUKKHAR WARD 1, NEAR DHURVE PETROL
PUMP DINDORI - 481661
PH :280030, 7771014728
9111248709.

GADARWARA

1132. STANDARD AUTO AGENCIES (BOI2-BOI-01),
KHASRA NO. 130/31/A & 131/2, HALKA NO. 18/1,
NO. 119, GADARWARA, DISTRICT –
NARSINGHPUR. - 487551
PH :8319784336.

GANJ BASODA

1133. DAGA MOTORS (A UNIT OF DAGA HEIGHTS)
(AEA2-AEA-01), LAL BAGH, BARETH ROAD, GANJ
BASODA, VIDISHA, 464221. - 464221
PH :9425148584.

GARRA

1134. KAMTHI MOTORS LLP (GJC1-GJC-01),
LALBARRA ROAD, GARRA INDUSTRIAL AREA,
GARRA, BALAGHAT, MADHYA PRADESH. -
481331
PH :7723020684.

GAUTAMPURA

1135. OCEAN MOTORS PVT. LTD. (CFW1-CFW-01),
RUNJI CHOURAHA, GAUTAMPURA, TEHSIL -
DEPALPUR, DISTT-INDORE, MADHYA PRADESH
. - 453220
PH :230501, 7389937314.

GOTEGAON

1136. STANDARD AUTO AGENCIES (BLY1-BLY-01),
JABALPUR ROAD, OPP. NEW KRISHI UPAJ
MANDI, TEHSIL - GOTEGAON, DIST.
-NARSINGHPUR. - 443 001
PH :7771003774.

GUNA

1137. PREM MOTORS PVT. LTD. (S301-S3-01), OPP
R.T.O., A.B. ROAD, GUNA, - 473001
PH :268015.

GWALIOR

1138. PREM MOTORS PVT. LTD. (3003-30-01), M. L. B.
ROAD, GWALIOR., - 474002
PH :9926809803.
1139. PREM MOTORS PVT. LTD. (3005-30-01),
SHIVPURI LINK ROAD, GWALIOR - 474002
PH :9926809803.
1140. NIKUNJ MOTORS (3006-30-01), GOLE KA
MANDIR SQUARE, AIRPORT ROAD,
GWALIOR, MADHYA PRADESH - 474005 - 474005
PH :9407067974.

HALALPURA - BHOPAL

1141. DAGA MOTORS (0309-03-02), KHASRA NO.
80/1/K, VILLAGE - HALALPURA, TEHSIL - HUZUR,
DISTRICT - BHOPAL, MADHYA PRADESH. -
462030
PH :9109900365.

HARDA

1142. INFINITY CARS (A UNIT OF FOUZDAR CARS PVT.
LTD) (KM01-VY-02), NEAR RTO, INDORE
HIGHWAY ROAD, HARDA MP - 461331
PH :8889284444, 8889282222.

HATOD

1143. OCEAN MOTORS PVT. LTD. (BVT1-BVT-01),
726/6, INDORE-DEPALPUR MAIN ROAD, OPP. HP
GAS AGENCY, HATOD DISTT. INDORE - 453111
PH :7389936477.

HOSHANGABAD

1144. INFINITY CARS (A UNIT OF FOUZDAR CARS PVT.
LTD) (KM01-KM-01), 185, RAMJIBABA GROUND,
HOSHANGABAD, MADHYA PRADESH - 461001
PH :8889282222.

ICHHAWAR

1145. RAJRUP MOTOR JUNCTION (A UNIT OF RMJ
MOTORS PVT. LTD.) (CIK1-CIK-01), SEHORE
NADAN ROAD, NEAR SARASWATI SCHOOL,
ICHHAWAR, DISTRICT – SEHORE, MADHYA
PRADESH. - 466115
PH :9399061645/ 9926516501.

INDORE

1146. PATEL MOTORS (INDORE) PVT. LTD.
(5303-53-01), 428/3/3, NIRANJANPUR, A B
ROAD, INDORE - 452010
PH :99777-03609/99777-03512.
1147. RUKMANI MOTORS (P) LTD (5304-53-01),
2-3, A.B. ROAD, INDORE - 452001
PH :99071-57890/90390-88702.

DEALER WORKSHOP (AS ON 31.03.2022)

1148. PATEL MOTORS (INDORE) PVT. LTD.
(5303-53-02), 176/1, PIPLYA RAU, A.B. ROAD
INDORE - 452017
PH :99777-03512/99777-03260.
1149. RUKMANI MOTORS (P) LTD (5304-53-03). NO.
4/5, MANORAMA GANJ, INDORE - 452001
PH :99071-57890/90390-88702.
1150. OCEAN MOTORS PVT. LTD. (5306-53-01), PLOT
NO.49, SCHEME NO.97, PART 4, COMMERCIAL
MANDI, CAIT SQUARE, RING ROAD, INDORE, MP.
- 452001
PH :6627500, 6627505.
1151. OCEAN MOTORS PVT. LTD. (5306-53-02), NEAR
QUEENS COLLEGE, ASHARAM BAPU ASHRAM,
KHANDWA ROAD, INDORE - 452017
PH :6617505, 2877505.
1152. PATEL MOTORS (INDORE) PVT. LTD.
(5303-53-03), M.O.G. LINES, NEAR GANGWAL
BUS STAND, DHAR ROAD, INDORE (M.P.) -
452006
PH :7314293919.
1153. OCEAN MOTORS PVT. LTD. (5306-53-03), 171A,
174A, 175A, 180A, 181A, 82A, 182A,
BRAJESHWARI EXTENSION, PIPLIYAHANA,
INDORE - 452001
PH :9685333331, 7389936451.
1154. KATHED MOTOCORP(A UNIT OF KATHED
MOTORS PVT. LTD.) (5307-53-01), PLOT NO.
483/2/2, MAIN DHAR ROAD, NEAR CHANDAN
NAGAR POLICE STATION, INDORE, MADHYA
PRADESH. - 452002
PH :7471111132.
1155. RANA MOTORS (5308-53-01), KHASRA NO. 293/2,
299/1, TEJPUR, GADBADI PUL, A.B. ROAD,
INDORE. - 452009
PH :9109975566.
1156. PATEL MOTORS (INDORE) PVT. LTD.
(5303-53-05), SURVEY NO. 174/5 AND 174/6,
PIPLIYA RAO, INDORE, MADHYA PRADESH. -
452012
PH :99777-03512/99777-03260.
1157. RUKMANI MOTORS (P) LTD (5304-53-04),
MANGAL COMPOUND, GODOWN NO. 11-12,
VILLAGE 15/1, PIPLYA KUMAR, MR 11 RING
ROAD, DEWAS NAKA, INDORE, MADHYA
PRADESH. - 452010
PH :99071-57890/90390-88702.
1158. OCEAN MOTORS PVT. LTD. (5306-53-04), PLOT
NO. 142 AND 151, SCHEME NO. 97, PART-4,
COMMERCIAL MANDI, NEAR CAT SQUARE,
INDORE. - 452012
PH :7389936405.

JABALPUR

1159. STANDARD AUTO AGENCIES (5402-54-01),
OPPOSITE ALLAHABAD BANK, DELITE TALKIES
ROAD, CIVIL LINES, JABALPUR - 482001
PH :4040405 / 4040406
07771003012
07771003374.
1160. SHUBH MOTORS (5403-54-01), MAHANADDA,
MADAN MAHAL ROAD, JABALPUR,
MADHYAPRADESH - 482001
PH :9755545540.
1161. STANDARD AUTO AGENCIES (5402-54-03),
DEENDAYAL CHECK, DAMOH NAKA, JABALPUR -
482002
PH :4038001
9301190205
7771006920.
1162. SHUBH MOTORS PVT LTD (5403-54-03), 156/5/1,
156/3KA, 156/3KHA, 156/3GHA, BEHIND OM
PETROLEUM, ADHARTAL TIRAHA, JABALPUR,
MADHYA PRADESH - 482002
PH :9755595496.
1163. STANDARD AUTO AGENCIES (5402-54-06),
CHIMNEY PLOT, MADAN MAHAL, NEAR GULZAR
HOTEL, JABALPUR - 482001
PH :9303568517
9300006708.
1164. MAA GAYTRI (AGGARWAL) (5404-54-1), MOUZA
KARMETA N.B. 497, P.H. NO 23/26, KHASRA NO.
497 & DIV. KHASRA NO. 484/6, DIV. SHEET NO 2,
PLOT NO 63/1, JABALPUR-PATAN ROAD,
JABALPUR. - 482002
PH :7489901021.
1165. STANDARD AUTO AGENCIES (5402-54-7), NEW
WARD NO. 71, IN FRONT OF ORIENTAL
COLLEGE, KATNI BYPASS, JABALPUR, MP. -
482003
PH :7800806222
9303568517.

JAORA

1166. PATEL MOTORS (INDORE) PVT. LTD.
(P801-BFR-04), SURVEY NO.57/11/1, RATLAM
ROAD, RATLAM NAKA, OPP. KOTHARI AGRIKO,
INDUSTRIAL AREA, INFRONT OF ST. PAUL
SCHOOL, JAORA, DISTT. RATLAM, MADHYA
PRADESH - 457226
PH :243399, 7089901505, 9926932221.

JHABUA

1167. PATEL MOTORS (INDORE) PVT. LTD.
(AAR1-AAR-01), INDORE AHMEDABAD ROAD,
MEGHNAGAR NAKA, JHABUA, MADHYA
PRADESH. - 457661
PH :9826634449.

KATNI

1168. SHUBH MOTORS PVT LTD (FK01-FK-01),
KHASRA NO.850, NH-7, JHINJARI, INFRONT OF
POLICE STATION, JABALPUR ROAD, KATNI,
MADHYA PRADESH. - 483501
PH :9755515839.

KHANDWA

1169. NIMAR MOTORS PVT. LTD. (AU01-3R-03),
BEFORE VIKAS UDYOG, INDORE ROAD,
KHANDWA - 450001
PH :9575105697, 9669569496.

KHARGONE

1170. NIMAR MOTORS PVT. LTD. (AU01-AU-01),
JETAPUR, SANAWAD ROAD, KHARGAONE, -
462026
PH :9669569504, 9669569496.
1171. NIMAR MOTORS PVT. LTD. (AU01-AU-06), PH.
NO. 35, VILLAGE - DANAPUR, TEHSIL -
KHARGONE, DISTRICT - KHARGONE, MADHYA
PRADESH. - 451001
PH :7694011436, 9669569496.

KHATEGAON

1172. UNITARA (BXB2-BXB-01), NEMAWAR-INDORE
ROAD, KHATEGAON, M.P - 455336 - 455336
PH :9993406993.

KOTMA

1173. SHUBH MOTORS (DO01-DO-01), WARD NO.7,
ANNUPPUR KOTMA ROAD, DISTT. ANNUPUR,
KOTMA (M.P.) - 484336
PH :9755561441.

KUKSHI

1174. OCEAN MOTORS PVT. LTD. (BIO1-BIO-01),
SURVEY NO.593/5/1, 593/6/1, BARWANI ROAD,
TOLL KANTE KE PASS, TEHSIL-KUKSHI - 454331
PH :9009780030, 7389945443, 8085999990.

MAHIDPUR

1175. YUG CARS (A UNIT OF RUKMARANI CARS
INDORE PVT. LTD) (CWN1-CWN-01), #REF! -
456443
PH :9109130402.

MAIHAR

1176. CITY CARS (UNIT OF AGARWAL WHEELS)
(D702-GI-04), UNIT OF AGARWAL WHEELS PVT.
LTD., NEAR RELIANCE PETROL PUMP, NH-7,
REWA ROAD, MAIHAR (M.P.) - 485771
PH :7354252525.

MANASA

1177. PATEL MOTORS (INDORE) PVT. LTD.
(BZX1-BZX-01), 982/1, RAMPURA ROAD,
MANASA, DIST. NEEMUCH, MADHYA PRADESH. -
458110
PH :9644405368.

MANAWAR

1178. OCEAN MOTORS PVT. LTD. (BVS1-BVS-01),
NEAR SHANTIKUNJ COLONY, INDORE-MANAWAR
MAIN ROAD, TEHSIL - MANAWAR, DISTRICT -
DHAR. - 454335
PH :7389936477.

MANDLA

1179. STANDARD AUTO AGENCIES (5402-WD-04),
KATARA ROAD, MANDLA, DIST. MANDLA MP -
481661
PH :260600, 260622
9301090184
8959280989.

MANDSAUR

1180. PATEL MOTORS (INDORE) PVT. LTD.
(WC01-WC-01), NEAR SHIVANA BRIDGE, RATLAM
MANDSAUR ROAD, MANDSAUR - 458001
PH :07422-400450, 220372.
1181. PATEL MOTORS (INDORE) PVT. LTD.
(WC01-WC-02), BLOCK 'C', SHED-5, WARD NO.
1, INDUSTRIAL AREA, CITY - MANDSAUR,
MADHYA PRADESH. - 458001
PH :07422-400450, 220372.

MANPUR

1182. PATEL MOTORS (INDORE) PVT. LTD.
(BRL1-BRL-01), KHASRA NO. 302/1/3, AB ROAD,
MANPUR, DIST- INDORE - 453661
PH :9826360699.

MAUGANJ

1183. CITY CARS (SEY1-SEY-01), NEAR SENGAR
PETROL PUMP ,CHACK MODE WARD NUMBER
03,NH 7 ,MAUGANJ, DISTT - REWA, MADHYA
PRADESH - 486331. - 486331
PH :9753011199.

MHOW

1184. OCEAN MOTORS PVT. LTD. (WA01-WA-01), A.B.
ROAD, NEAR KISANGANJ POLICE STATION,
MHOW - 453441
PH :7389936478, 266211.

MORENA

1185. PREM MOTORS PVT. LTD. (RG01-RG-01), NEAR
SALES TAX BARRIER SQUARE, AB ROAD
MORENA - 476001
PH :9926002791.

NAGDA

1186. YUG CARS (A UNIT OF RUKMARANI CARS
INDORE PVT. LTD) (CHR2-CHR-01), PLOT NO. 17,
STATE HIGHWAY NO.17, INDORIYA ROAD,
NAGDA, DISTRICT - UJJAIN, MADHYA PRADESH.
- 456335
PH :9756044300/9755512100.

NARSINGHPUR

DEALER WORKSHOP (AS ON 31.03.2022)

1187. STANDARD AUTO AGENCIES (BB01-BB-01), KH. NO. 82/44 & 83/44, NB NO.519, PC NO. 19(42), OLD 46 (NEW) MOUZA RONSRA R.I.M. 2, TEHSIL & DISTRICT – NARSINGHPUR, MADHYA PRADESH. - 487001
PH :232757
9303513711.

NASRULLAGANJ

1188. JEEWAN MOTORS PVT. LTD. (CIN1-CIN-01), KHASRA NO. 458, VILLAGE – RALA, TEHSIL – NASRULLAGANJ, DISTRICT – SEHORE, MADHYA PRADESH. - 466331
PH :9826017799, 8959900110.

NEEMUCH

1189. PATEL MOTORS (INDORE) PVT. LTD. (P801-3T-02), MHOW-NEEMUCH ROAD,NEEMUCH(MP),. - 458441
PH :9977703907.

NIWARI

1190. ADINATH MOTORS (SFC1-SFC-1), ATKHASRA NO 2017/1, NEAR HDFC BANK MAIN ROAD, NIWARI, MADHYA PRADESH –472442. - 472442
PH :9009787562.

PANNA

1191. CITY CARS (UNIT OF AGARWAL WHEELS) (EQ01-EQ-01), KHASRA NO. 378, MOHAN RAJ VILAS CHOURAHA, BESIDE MOHAN RAJ HOTEL, CIVIL LINE NH-75, PANNA, MADHYA PRADESH . - 488001
PH :7354252525.

PARASIA

1192. KAMTHI MOTORS LLP (GKF1-GKF-01), KHIRSAOHHMAL, PARASIA, CHHINDWARA. MP - 480441
PH :9285506109.

PETLAWAD

1193. PATEL MOTORS (INDORE) PVT. LTD. (CJD1-CJD-01), NEAR H. P. PETROL PUMP, THANDLA ROAD, PETLAWAD, DISTRICT – JHABUA, MADHYA PRADESH. - 457773
PH :9111160868.

PIPARIYA

1194. INFINITY CARS (A UNIT OF FOUZDAR CARS PVT. LTD) (CGB1-CGB-01), HATHWAS TIRAHA, SHOBHAPUR ROAD, PIPARIYA, MADHYA PRADESH. - 461775
PH :8889285555, 8889282222.

PITHAMPUR

1195. PATEL MOTORS (INDORE) PVT. LTD. (5303-BVD-04), 254-A, SECTOR-1, INDUSTRIAL AREA, PITHAMPUR, DISTT. DHAR - 454775
PH :9826360699.

RAISEN

1196. RAJRUP MOTORS (RF03-RF-01), OPPOSITE S P OFFICE, NEAR ST. FRANCIS SCHOOL, VIDISHA ROAD, RAISEN, MADHYA PRADESH. - 464551
PH :7869755501.
1197. JEEWAN MOTORS (RF02-RF-01), WARD NO 14, PATANDEV, SAGAR ROAD, RAISEN, MADHYA PRADESH - 464551
PH :9826017799.

RAJGARH

1198. RUKMANI MOTORS (P) LTD (GKE1-GKE-01), CHANDRA SHEKHAR AZAD MARG, NEAR TRIMURTI NAGAR, RAJGARH, DIST. - DHAR, MP. - 454116
PH :9755549200.

RATLAM

1199. PATEL MOTORS (INDORE) PVT. LTD. (P801-P8-01), 76 C.D&E,INDUSTRIAL AREA,RATLAM - 452001
PH :99269-32221/93404-31858.
1200. PATEL MOTORS (INDORE) PVT. LTD. (P801-P8-03), 181/17/18,DOSHI GOAN,INDUSTRIAL AREA ,JAORA ROAD,RATLAM - 457001
PH :99269-32221/93404-31858.

REWA

1201. CITY CARS (UNIT OF AGARWAL WHEELS) (D702-M2-03), NYPASS CHURHATA.DIST. REWA - 482001
PH :7354252525.

SAGAR

1202. ADINATH CARS PRIVATE LIMITED (G102-G1-01), STATION ROAD, TILAK GANJ, SAGAR (M.P.) - 470001
PH :9009780030.

SANWER

1203. RANA MOTORS PVT LTD (CWX1-CWX-01), S.NO. 356/3/1, OLD UJJAIN BYPASS ROAD, TALUKA SANWER, DIST.-INDORE, MADHYA PRADESH. - 453551
PH :9109975566.

SATNA

1204. CITY CARS (UNIT OF AGARWAL WHEELS) (D702-D7-05), (A UNIT OF AGRAWAL WHEELS PVT. LTD.), BESIDE BHASKAR PRESS, BEHIND MARUTI SHOWROOM, WARD NO.27, AMOUDHA KALA, PANNA ROAD, SATNA - 485001
PH :9754301199, 7354252525.

SEHORE

1205. JEEWAN MOTORS PVT. LTD. (0302-EH-02), 869/1/2.OFFICERS COLONY,IN FRONT OF CHURCH GROUND,BHOPAL, INDORE ROAD - 466001
PH :2226400
9926009735.

SENDHWA

1206. NIMAR MOTORS PVT. LTD. (CIH1-CIH-01), KHASRA NO. 286/10 AND 287/14, HALKA NO. 11, VARLA ROAD, SENDHWA, TEHSIL – SENDHWA, DISTRICT – BARWANI, MADHYA PRADESH. - 451666
PH :7694011408, 9669569496.

SEONI

1207. KUNAL MOTORS (U501-8X-05), JYARAT NAKA, JABALPUR NAGPUR ROAD, SEONI (M.P.) - 480661
PH :8349999269.

SHADOL

1208. SHUBH MOTORS (MF01-MF-01), JAMUA, NEAR GYAN GUPTA,BUDHAR ROAD,SHAHDOL, - 484771
PH :9755595423.

SHAHUPURA

1209. STANDARD AUTO AGENCIES (CRD1-CRD-01), KHASARA NO.172/3, BHERAV MATA MANDIR NEAR TOLL NAKA MAIN ROAD, JABALPUR NARSINGHPUR ROAD, SHAHPURA. - 483119
PH :7771000392.

SHAJAPUR

1210. UNITARA (RH03-RH-01), LAL GHATI, A B ROAD, SHAJAPUR, MP - 465001
PH :9993406993.

SHAMGARH

1211. PATEL MOTORS (INDORE) PVT. LTD. (BFZ1-BFZ-01), KHASRA NO. 1179/1, MOHALLA MAROTH, TEHSIL – SHAMGARH, DISTRICT – MANDSAUR, MADHYA PRADESH. - 458883
PH :9753088222.

SHIVPURI

1212. PREM MOTORS PVT. LTD. (3003-3U-04), A B ROAD,SIVPURI., - 473551
PH :9926809976.

SHUJALPUR

1213. UNITARA (BGP2-BGP-01), KISHONI, OPPOSITE HP FUEL STATION, SHUJALPUR, M.P - 465333 - 465333
PH :9575650883.

SIDHI

1214. CITY CARS (UNIT OF AGARWAL WHEELS) (BKM1-BKM-01), ADHIYAR KHOH, NEAR GYAN DHARAMKATA, SIDHI, MADHYA PRADESH. - 486661
PH :9754301199, 7354252525.

SIHORA

1215. SHUBH MOTORS PVT. LTD. (CIG1-CIG-01), KHASRA NO. 31/1, P.H. – 11, MOUZA – GHAT SIMARIYA, TEHSIL – SIHORA, DISTRICT – JABALPUR, MADHYA PRADESH., - 483440
PH :9755099971, 9752546255.

SINGHOLI

1216. PATEL MOTORS (SEQ1-SEQ-01), BEGHU CHITTORGARH ROAD, SINGOLI, NEEMUCH, MP – 458228 - 458228
PH :9977703907.

SIRONJ

1217. RAJRUP MOTOR JUNCTION (A UNIT OF RMJ MOTORS PVT. LTD.) (CVM1-CVM-01), OPPOSITE BALAJI DHAM, LINK ROAD, SIRONJ, MADHYA PRADESH. - 464228
PH :7909997585.

TARANA

1218. YUG CARS (A UNIT OF RUKMARANI CARS INDORE PVT. LTD) (CHQ2-CHQ-01), HOUSE NO. 1/6, WARD NO. 10, TOTLA MARG, TARANA-UJJAIN ROAD, TARANA, MADHYA PRADESH . - 456665
PH :9893563031/9755512100.

TENDUKHEDA

1219. STANDARD AUTO AGENCIES (CRC1-CRC-01), KHASARA NO. 49/6, MOUZA – TENDUKHEDA, DISTRICT – NARSINGHPUR . - 470880
PH :7771014773.

THIKRI

1220. NIMAR CAR (SED1-SED-01), OPPOSITE OF SHREE BALAJI TYRE SALES & SERVICE, SHREE NAGAR, THIKRI, MADHYA PRADESH –451660. - 451660
PH :9109202186.

TIKAMGARH

1221. ADINATH CARS PRIVATE LIMITED (RE02-RE-01), NEAR MAU CHUNGI NAKA, TIKAMGARH (M.P.) - 472001
PH :9200888454.

UDAIPURA

1222. JEEWAN (SCI1-SCI-01), WARD NO 3, NH-12, UDAIPURA, DIST. - RAISEN, MADHYA PRADESH - 464770
PH :9826017799.

UJJAIN

DEALER WORKSHOP (AS ON 31.03.2022)

1223. YUG CARS (A UNIT OF RUKMARANI CARS INDORE PVT. LTD) (3W03-3W-01), SURVEY NO. 59/3, DEWAS ROAD,UJJAIN - 456010
PH :0734-2524002, 9755512100.
1224. YUG CARS (3W03-3W-02), 54/3/2, AGAR NAKA, NEAR VARDHAN HOTEL, MAKODI AAM CHAURAHA, INDIRA NAGAR, UJJAIN, MADHYA PRADESH. - 456001
PH :9425067979.

UMARIA

1225. SHUBH MOTORS (5403-BVY-04), 8/2 GRAM BHAGRA, KIRANTAL KHURD, UMARIA DISTRICT UMARIA (MADHYA PRADESH) - 484661
PH :9755502682.

VIDHISHA

1226. DAGA MOTORS (A UNIT OF DAGA HEIGHTS) (AY02-AY-01), PLOT NO 59/1, VILLAGE RANGAI, VIDISHA, MADHYA PRADESH - 464001
PH :9109900374.

VIDISHA

1227. RAJRUP (AY03-AY-01), UDAYNAGAR COLONY, NEAR OIL FACTORY, SAGAR ROAD, VIDISHA, DISTRICT-VIDISHA (M.P.) - 464001 - 464001
PH :7869755501.

WAIDHEN

1228. CITY CARS (UNIT OF AGARWAL WHEELS) (D702-JJ-02), NEAR VIJAY BANDHU PETROL PUMP, KACHANI, THE. WAIDHEN, DISTRICT, SINGRAULI, MADHYA PRADESH - 486886
PH :7354252525.

MAHARASHTRA

AHMEDNAGAR

1229. KANKARIYA AUTOMOBILES PVT. LTD. (A501-A5-01), SARDA MILLS,SAVEDI ROAD,AHMEDNAGAR, MAHARASTRA - 414001
PH :7410024227.
1230. KANKARIYA AUTOMOBILES PVT. LTD. (A501-A5-05), MIDC, AHMEDNAGAR - 414003
PH :7447700029.

AJARA

1231. SAI SERVICE PRIVATE LIMITED (CIR1-CIR-01), GAT NO. 30, PLOT NO. 24, GP MILKAT NO. 906/3, NEAR MAYUR PETROL PUMP, AJARA, DISTRICT – KOLHAPUR. - 416505
PH :7776837717, 9673331977.

AKLUJ

1232. CHAVAN MOTORS DIVISION INDIA PVT LTD (B102-RU-04), PLOT NO. 15/3-A, PANCHVATI STOP,MALINAGAR ROAD,AKLUJ - 413101
PH :0217-223033/8805986848.

AKOLA

1233. KHANDELWAL AUTOWHEELS PVT. LTD. (F101-F1-01), TIRUPATI CHAMBERS,CONVENT ROAD,AKOLA - 444005
PH :9767892552/9112220551.
1234. KHANDELWAL AUTOWHEELS PVT. LTD. (F101-F1-02), PLOT NO.7, RIDHORA ROAD, NH-6, NIZAMPUR, AKOLA. - 444001
PH :9767892552/9112220551.

ALEPHATA

1235. THE KOTHARI WHEELS (CSZ1-CSZ-01), GAT NO.446, MATOSHRI PRIDE, NEAR SADHANA BANK, KALYAN ROAD, A/P – ALEPHATA, TALUKA – JUNNAR, DISTT. PUNE, PIN-412411 - 412411
PH :8421753278.

ALIBAUG

1236. SIMRAN MOTORS PVT. LTD. (7S01-3X-05), SURVEY NO. 30/1, OPP. RCF COLONY, VILLAGE – VESHVI, ALIBAUG, DISTRICT – RAIGAD, MAHARASHTRA - 402201
PH :9223161512, 9270888786.

AMBERNATH

1237. AHER AUTOPRIME LLP (COP1-COP1-01), PLOT NO-24,26,27/17, MIDC, KALYAN-BADLAPUR ROAD, VILLAGE - KOHOJ, KHUNTAVLI, AMBERNATH - 421501
PH :8422871720.

AMRAVATI

1238. ASPA BANDSONS AUTO PVT. LTD. (F201-F2-01), SATURNA BADNERA ROAD,AMRAVATI,MAHARASTRA. - 444607
PH :9423123665.
1239. ASPA BANDSONS AUTO PVT. LTD. (F201-F2-05), A1/A2, OLD BY PASS ROAD, MIDC, AMRAVATI, DIST: AMRAVATI, MAHARASTRA. - 444607
PH :9423339601.

APTA

1240. K.T.S. AUTOMOTORS PVT. LTD. (0582-7S-01), VILLAGE: APTA, OPP. APTA RAILWAY STATION, LADIWALI, DIST: RAIGAD, PANVEL (MAHARASHTRA) - 410207
PH :9420611356/94206611326.

AURANGABAD

1241. AUTOMOTIVE MANUFACTURERS PVT. LTD. (2102-21-01), PLOT NO. 1,P.B.NO. 716,CHIKALTHANA,AURANGABAD - 431210
PH :9158000046.
1242. PAGARIYA AUTO PVT. LTD. (2103-21-01), OPP. OLD HIGH COURT, NEAR HOTEL ASHOKA EXECUTIVE, JALANA ROAD, AURANGABAD - 431005
PH :02406659902.

1243. AUTOMOTIVE MANUFACTURERS PVT. LTD. (2102-21-03), C-27 MIDC, CHIKALTHANA, N/R LUPIN LABORATORIES, AURANGABAD, MAHARASHTRA - 431006
PH :9158000059.
1244. PAGARIYA AUTO PVT. LTD. (2103-21-05), GAT NO. 46, PLOT NO. 50, NEAR MASTER COOK RESTAURANT (KAILASH HOTEL) BEED BYPASS ROAD, AURANGABAD, MAHARASHTRA - 431005
PH :9860999484/9860999468.
1245. PAGARIYA AUTO PVT. LTD. (2103-21-06), PLOT NO.A-35 MIDC, NEAR MAIN RAILWAY STATION, AURANGABAD - 431001
PH :8408886768/7387279311.

BADLAPUR

1246. PRAKASH AUTO PVT. LTD. (9001-90-01), SHOP NO. 2, S. NO. 16, PLOT NO. 25 & 26, KRISHNA WATER SUPPLY, OPP. INDIAN OIL PETROL PUMP, MIDC ROAD, KATRAP, BADLAPUR (EAST) - 421503
PH :8655791288/9870453155.

BALLARPUR

1247. TRISTAR CARS (H302-ZH-04), PLOT NO.11, BEHIND ZAWERI PETROL PUMP, NEAR GURU NANAK COLLEGE, ALLAPALLI ROAD, BAMNI, TAH. BALLARPUR - DIST. - 442701
PH :74474773304.

BARAMATI

1248. MAHALAXMI AUTOMOTIVES PVT. LTD. (7R01-7R-01), BARAMATI- PHALTAN RD., KASBA, BARAMATI, DIST. PUNE - 413102
PH :9881370310.

BARSHI

1249. CHAVAN MOTORS DIVISION INDIA PVT LTD (BBA1-BBA-01), GAT NO.1407/1, LATUR ROAD, NEAR ESSAR PETROL PUMP, BARSHI. - 413401
PH :0217-229666/8378983726.

BEED

1250. PAGARIYA AUTO PVT. LTD. (V602-V6-01), GUT NO. 61, VILLAGE – GHOSAPURI, TALUKA AND DISTRICT – BEED, MAHARASHTRA . - 431122
PH :9834161614/02442256058/02442256056/02442256057/.

BHANDARA

1251. AUTOMOTIVE MANUFACTURERS PVT. LTD. (2001-FG-03), JINDAL'S BLDG, NEAR NAVKAR PETROL PUMP, SAINATH NAGAR, NH-6, BHANDARA - 441904
PH :7030932330/9673004280.

BHOR

1252. SEHGAL AUTORIDERS PVT. LTD. (BSV1-BSV-01), GUT NO. 929/1, UTTROLI, BHOR, TALUKA – BHOR, DISTRICT – PUNE, MAHARASHTRA. - 412206
PH :9527771016.

BOISAR

1253. SHIVAM AUTO ZONE (ES02-ES-01), PLOT NO. J-240, MIDC ROAD, BOISAR, TARAPUR INDUSTRIAL, MUMBAI, PIN-401501, MAHARASHTRA - 401501
PH :8082551155.

BRAMHAPURI

1254. TRISTAR CARS PVT LTD (H302-TW-02), 165, NAVEGAON, NEAR VIDYANIKETAN SCHOLL, WADSA ROAD, BRAHMPURI, DIST: CHANDARPUR. MAHARASHTRA - 441206
PH :7745883000.

BULDHANA

1255. MANRAJ MOTORS PVT LTD (COU1-COU-01), GAT NO. 94, PLOT NO. 11, SUNDERKHED, BULDHANA, MAHARASHTRA. - 443 001
PH :7869755501.

CHALISGAON

1256. MANRAJ MOTORS PVT LTD (AAE1-AAE-01), SL. NO 406, PLOT NO. 2, NEAR HOTEL RANI PARK, DHULE ROAD, CHALISGAON, DIST: JALGAON, MAHARASHTRA. - 424101
PH :8408889861.

CHANDGAD

1257. SAI SERVICE PRIVATE LIMITED (BTF1-BTF-01), GAT NO.360, G.P.M NO.157, A/P HALKARNI TALUKA CHANDGAD, DISTT. KOLHAPUR, MAHARASHTRA. - 416507
PH :9673339103.

CHANDRAPUR

1258. TRISTAR CARS PVT LTD (H302-H3-01), NR. HOTEL KUNDAN PLAZA,NAGPUR ROAD,CHANDRAPUR - 442401
PH :7722068612.
1259. TRISTAR CARS PVT LTD (H302-H3-03), NAGPUR ROAD, CHANDRAPUR - 442401
PH :7722068603.

CHIPLUN

1260. JAGRUT MOTORS PVT LTD (9A01-9A-01), SURVEY NO-543, NH-17, MUMBAI-GOA HIGHWAY,AT-KALAMBASTE,TAL-CHIPLUN, DIST-RATNAGIRI,MAHARASHTRA - 415605
PH :7083687172/8308917693.

DAHANU

1261. SAI SERVICE PRIVATE LIMITED (V901-TD-03), DAHANU-JAWAHAR ROAD, DAHANU(E), TAL-DAHANU, DIST. TAHNE - 401602
PH :9730302821/9167980005/9594952211.

DEALER WORKSHOP (AS ON 31.03.2022)

DAPOLI

1262. JAGRUT MOTORS PVT LTD (G301-VG-06), AT/POST-DAPOLI, DAPOLI-KHED ROAD,DAPOLI.DIST RATANAGIRI. - 415712 PH :8308816572/7447752372.

DHULE

1263. SEVA AUTOMOTIVE LTD. (P301-P3-01), GATE NO. 90,AWADHAN,MUMBAI AGRA ROAD,DHULE - 424001 PH :02562-2811128/29.

DINDORI

1264. AUTOMOTIVE MANUFACTURERS PVT. LTD. (AAF1-AAF-01), S.NO.753, NEAR PANDAV PETROL PUMP,NASIK DINDORI ROAD, TAL. DINDORI, DISTT. NASIK - 422202 PH :9673000822.

DOMBIVALI

1265. AUTOMOTIVE MANUFACTURERS PVT. LTD. (3901-JS-02), PLOT NO. B-43, PHASE-1.DOMBIVALI INDUSTRIAL AREA, DOMBIVALI,DISTT-THANE, MAHARASHTRA, - 421201 PH :8879050913/9769206095/9769206101.
1266. FORT POINT AUTOMOTIVE (CARS) PVT. LTD. (3906-JS-02), SURVEY NO.13, NEAR PIMPLESHWAR TEMPLE, OPP. MAHANAGAR CNG PUMP, KALYAN-SHILPHATA ROAD, MANGAON, SONARPADA, DOMBIVLI EAST. - 421203 PH :8422800740, 8422978490.

GADCHIROLI

1267. ARYA CARS (UNIT OF BARBATE AUTOMOTIVE (I) PVT. LTD) (ZK02-ZK-01), PLOT NO. 10, GANESH NAGAR, MUL ROAD, GADCHIROLI , MAHARASTRA - 442702 PH :8669929188.

GADINGALAJ

1268. SAI SERVICE PRIVATE LIMITED (3802-DB-04), 581/7B, PLON NO-12, SANKESHWAR ROAD, OPP. HOTEL NEELKAMAL, TAL. GADINGLAJ - 416502 PH :02327-222239.

GONDIA

1269. ARYA CARS (UNIT OF BARBATE AUTOMOTIVE (I) PVT. LTD) (2004-4C-02), ITI ROAD,NR. FULCHUR NAKA,OPP LAXMI FLOUR MILL,GONDIA - 441601 PH :8888837023/8888859487.
1270. ARYA CARS (UNIT OF BARBATE AUTOMOTIVE (I) PVT. LTD) (2004-4C-03), ITI KAWLEWADA ROAD, NEAR HIMGIRI LAYOUT, KARANJA, GONDIA, MAHARASHTRA. - 441 601 PH :8888837023/8888859487.

GUHAGAR

1271. JAGRUT MOTORS PVT LTD (BJV1-BJV-01), SURVEY NO. 23A, SHRUNGALTALI, GUHAGHAR-CHIPLUN ROAD, GUHAGAR, RATNAGIRI, MAHARASHTRA - 415703 PH :7218548798/7447752072.

HINGANGHAT

1272. SEVA AUTOMOTIVE PVT. LTD. (CDZ1-CDZ-01), PLOT NO. P-1, HINGANGHAT INDUSTRIAL AREA, NH-7, AJANTI, HINGANGHAT, TALUK – HINGANGHAT, DISTRICT – WARDHA, MAHARASHTRA. - 442301 PH :7722067843.

HINGOLI

1273. PAGARIYA AUTO PVT. LTD. (IF03-IF-01), PLOT NO.5,7 & 8, SURVEY NO.29/2, AKOLA BY PASS ROAD, HINGOLI. - 431513 PH :8411961177.

HUPARI

1274. SAI SERVICE PRIVATE LIMITED (CIQ1-CIQ-01), GAT NO.925/8K/2, PLOT NO.7, HUPARI TO YALGUD ROAD, HUPARI, TAL-HATKANANGALE, DISTRICT – KOLHAPUR. - 416203 PH :9923208454.

ICHALKARANJI

1275. SAI SERVICE PRIVATE LIMITED (4D01-4D-01), GATE NO. 107,KOLHAPUR ROAD,KABNOOR,ICHALKARANJI - 416122 PH :0230-2425282.

INDAPUR

1276. MAHALAXMI AUTOMOTIVES PVT. LTD. (7R01-NQ-02), STATE HIGHWAY NO. 151, INDAPUR - 412219 PH :8308807314.

ISLAMPUR

1277. CHOWGULE INDUSTRIES PVT. LTD. (PJ02-PJ-01), GATE NO.905/A/3, NEAR BOMBAY RAYAN, PUNE-BANGALOE HIGHWAY (NH-4), ISLAMPUR TALUKA : WALVA, DIST:SANGLI - 415409 PH :02342-225757.

JALGAON

1278. MANRAJ MOTORS PVT LTD (C401-C4-01), AJINTA ROAD, MIDC INDL AREA, JALGAON - 425003 PH :0257-2212120.

JALNA

1279. AUTOMOTIVE MANUFACTURERS PVT. LTD. (2102-BC-02), PLOT NO. 4 & 5, CTS NO. 11427/4-A, BALAJI COMPLEX, JALNA-AURANGABAD ROAD, JALNA. - 431203 PH :9158000063.

JATH

1280. CHOWGULE INDUSTRIES PVT. LTD. (J102-BLX-05), PLOT NO. 12, SAWANT ESTATE, MORE COLONY, OPP. CATTLE BAZAR, SATARA ROAD, JATH, DISTRICT SANGLI, MAHARASHTRA - 416404 PH :02344-246598.

JAYSINGPUR

1281. SAI SERVICE PRIVATE LIMITED (ASA1-ASA-01), GATE NO. 1239, NEAR ACHRYA TULSI BLOOD BANK, A/P UDGAON(JAYSINGHPUR), TALUKA-SHIROL, DIST: KOLHAPUR - 416134 PH :9673339762.

KALWAN

1282. SHAAN CARS PRIVATE LIMITED (BNW1-BNW-01), GAT NO. 189, PLOT NO. 7, MALEGAON ROAD, A/P KALWAN, NASHIK. - 423501 PH :9075028780, 9689003988.

KALYAN

1283. AHER AUTOPRIME LLP (CFV1-CFV-01), SURVEY NO.53 & 54, HIND MILL, OPPOSITE STATE BANK OF INDIA, ANDHARWADI ROAD, KALYAN, MUMBAI - 421301 PH :9819705444/8657402204/9769927505.
1284. AHER AUTOPRIME LLP (CFV1-CFV-02), SURVEY NO.31B,MOHANE ROAD ,NEAR SHAHAD RAILWAY STATION,SHAHAD,KALYAN. - 421103 PH :8422871720/8657402204/9833993076.

KANKAVALI

1285. JAGRUT MOTORS PVT LTD (G301-V7-05), PLOT NO.32-33,SURVEY NO.-1886/1,MUMBAI-GOA HIGHWAY (NH-17),JANAVLI,KANKAVLI,MAHARASHTRA - 416002 PH :7499051071/9021095805.

KARAD

1286. CHOWGULE INDUSTRIES PVT. LTD. (F303-4E-02), 112/3, PUNE-BANGALORE ROAD, NEAR RELIANCE GAS PUMP, A/P MALKAPUR, TAL. KARAD, DISTT. SATARA - 415110 PH :9922569835.

KARJAT

1287. SIMRAN MOTORS PVT. LTD. (7S01-TA-03), PANVEL-KARJAT ROAD, KARJAT, DIST. RAIGAD - 410201 PH :8691988895, 8108181978.
1288. KANKARIYA AUTOMOBILES PVT. LTD. (GJV1-GJV-01), KARJAT-NAGAR ROAD, KARJAT, MAHARASHTRA - 414402 PH :9890843771.

KARMALA

1289. CHAVAN MOTORS DIVISION INDIA PVT LTD (GJQ1-GJQ-01), GAT NO. 105, SURVEY NO. 3961, KARMALA-NAGAR ROAD, A/P- KARMALA, TALUKA - KARMALA, DIST.-SOLAPUR. - 413202 PH :8806665691.

KAVATE MAHANKAL

1290. CHOWGULE INDUSTRIES PVT. LTD. (SC02-SC-01), MAHANKALI BAAZAR, KAVATE MAHANKAL-JAT ROAD, KAVATE MAHANKAL, SANGLI, MAHARASHTRA - 416405 PH :02341-222102.

KHAMGAON

1291. MANRAJ MOTORS PVT LTD (BXU1-BXU-01), GAT NO 41, OLD SURVEY NO. 12/1A, NEAR AMRUT PETROL PUMP, AKOLA ROAD, KHAMGAON , MAHARASHTRA - 444303 PH :07623-250002/3.

KHARGHAR

1292. EXCELL AUTOVISTA PVT LTD (AAC1-AAC-01), SURVEY NO.742/439, KOPRA VILLAGE, SECTOR-10, SION-PANVEL HIGHWAY, KHARGHAR, DIST. RAIGAD - 410210 PH :7666703636 / 9594153308 / 8422991300 / 9320357300.

KOLHAPUR

1293. SAI SERVICE PRIVATE LIMITED (3802-38-01), PLOT NO. 1, E WARD, BEHIND PARVATI TALKIES, SHIVAJI UDYAMNAGAR, KOLHAPUR - 416008 PH :0231-2661676.
1294. SAI SERVICE PRIVATE LIMITED (3803-38-01), C-6, SHIROLI MIDC, MENON OPP MENON PISTONS,NH-4, KOLHAPUR - 416122 PH :0230-2468376.
1295. SAI SERVICE PRIVATE LIMITED (3802-38-06), R S NO. 1018/1, PLOT NO. 28, APATE NAGAR, KALAMBA RING ROAD, KOLHAPUR, MAHARASHTRA. - 416012 PH :0231-2329494.
1296. KR MOTORS KOLKOHUR PVT LTD (3804-38-01), PLOT NO. 216/2, 216/3, 216/5, NH-4, GOKUL SHIRGAON, KOLHAPUR. - 416234 PH :8850500550, 7447755504.

KONGAON

1297. PRAKASH AUTO PVT. LTD. (3903-AZ-02), SURVEY NO.126/127.98/38,AT & POST KONGAON, - 421302 PH :9702809668/9870453155.

KOPARGAON

1298. SHAAN CARS PRIVATE LIMITED (COV1-COV-01), SURVEY NO. 15/36 GAWARE PATIL ESTATE, NAGAR MANMAD HIGHWAY, NEAR ASHOKA HOTEL, KOPARGAON. - 423 601 PH :9075028780.

DEALER WORKSHOP (AS ON 31.03.2022)

KOREGAON BHIMA

1299. SAI SERVICE (BUO1-BUO-01), GAT NO-373, VILLAGE-KOREGAON BHIMA, TALUKA-SHIRUR, DIST-PUNE. - 415501
PH :7774997005.

KUDAL

1300. JAGRUT MOTORS PVT LTD (9B01-9B-01), SURVEY NO. 50/5, 51/5, A/P PINGULI, TEMBOHURI, TALUKA – KUDAL, DISTRICT – SINDUDURG, MAHARASHTRA - 416520
PH :8806664572/8208965235.

KURUDWADI

1301. CHAVAN MOTORS DIVISION INDIA PVT LTD (CUF1-CUF-01), GAT NO.:256, BYPASS ROAD, A/P KURDA, TALUKA-MADHA, DISTT. SOLAPUR. - 413208
PH :8806665691.

KURUNDWAD

1302. SAI SERVICE PVT. LTD. (BHO1-BHO-01), GAT NO. 250, AT POST – KURUNDWAD, TALUKA - SHUROO, DIST.-KOLHAPUR. - 416106
PH :9673339695.

LASALGAON

1303. SHAAN CARS PRIVATE LIMITED (BZM1-BZM-01), PLOT NO. 337, LASALGAON MAIN ROAD, LASALGAON, TALUKA – NANDGAON, DISTRICT – NASHIK. - 422306
PH :9075028780, 7720094874.

LATUR

1304. AUTOMOTIVE MANUFACTURERS PVT. LTD. (V801-V8-01), CITY SURVEY NO. 2960, NANDED ROAD, OPP. TIRUPATHI LODGE, LATUR - 413512
PH :9607999095.
1305. AUTOMOTIVE MANUFACTURERS PVT. LTD. (V801-V8-02), PLOT NO. 28, 29, 30, SURVEY NO. 36, VARVATTI VILLAGE, LATUR - BARSHI ROAD, LATUR - 413512
PH :9607999091/9607999092/9607999093/9607999094.
PH :9607999091/9607999092/9607999093/9607999094.

LONAVALA

1306. SEHGAL AUTORIDERS PVT. LTD. (CGA1-CGA-01), GATE NO. 120/1, VILLAGE – WAKSAI, TALUKA – MAVAL, LUNAVALA, DISTRICT – PUNE, MAHARASHTRA. - 410405
PH :89753 73431.

MAHAD

1307. SIMRAN MOTORS PVT. LTD. (7S01-TX-04), NEAR RELIENCE PUMP, PANVEL-GOA ROAD, MAHAD, DIST. RAIGAD - 402301
PH :9870404323.

MALEGAON

1308. SHAAN CARS PRIVATE LIMITED (3703-FF-02), PLOT NO. 572/81, CHANDANPURI SHIVAR, OLD MUMBAI, AGRA ROAD, DIST- NASIK, MALEGAON - 423203
PH :9922969620/9922969656.

MANCHAR

1309. THE KOTHARI WHEELS (1906-AGA-04), SOHAM NAGARI, A-WING, SHOP NO.8 & 16, PUNE NASIK HIGHWAY, A/P MANCHAR, TALUKA: AMBEGAON, DISTT: PUNE, MAHRASHTRA - 410503
PH :8411003608.

MANGAON

1310. SIMRAN MOTORS PVT. LTD. (BAM1-BAM-01), SURVEY NO.97, AT-POST-NANORE, NH-17, MUMBAI-GOA HIGHWAY, MANGAON, RAIGAD, MAHRASHTRA. - 402104
PH :9223181120.

MANMAD

1311. SHAAN CARS PRIVATE LIMITED (BNX1-BNX-01), GAT NO. 11/3, PLOT NO. 1 AND SHOP NO. 3 & 4, NANDGAON ROAD, MANMAD. - 423104
PH :9075028780, 8888832369.

MANOR

1312. SAI SERVICE PRIVATE LIMITED (CRE1-CRE-01), GUT NO. 37, NEAR MSEB POWER STATION, PALGHAR MANOR ROAD, AT POST – TAKVAHAL, DISTRICT – PALGHAR, MANOR. - 401403
PH :9167980005.

MIRAJ

1313. CHOWGULE INDUSTRIES PVT. LTD. (J102-SD-03), 42C , OPP. WHISPERING WOODS, MIDC AREA, TALUKA MIRAJ, DISTT. SANGLI, MAHARASHTRA - 416410
PH :0233-2643221, 0233-264322.

MUMBAI

1314. SAI SERVICE PRIVATE LIMITED (0504-05-01), 462 SENAPATI BAPAT MARG, WORLI NAKA, LOWER PAREL, MUMBAI - 400013
PH :9594952122/9594952088/9167980082.
1315. SAI SERVICE PRIVATE LIMITED (0504-05-02), ARVIND CHAMBERS, 194 ANDHERI KURLA ROAD, ANDHERI(EAST), MUMBAI - 400069
PH :43030606 /600, 95949552341 / 9594952084 / 9594952250.
1316. VITESSE PRIVATE LIMITED (0503-05-01), SHAH INDL ESTATE, PLOT 11 LINK ROAD, ANDHERI (WEST), MUMBAI - 400058
PH :02226730787/02226730280/02226730296/02261642500/02261642500.
1317. VITESSE PRIVATE LIMITED (0503-05-02), 77 AF PALKY GULLY, OFF VEER SAVARKAR MARG, PRABHADEVI, MUMBAI - 400025
PH :24229747/24223933/9821894915.

1318. SAH & SANGHI AUTO AGENCIES PVT LTD (0505-05-01), PRAKASH MILLS COMPOUND, OFF. GLOBE MILLS PASSAGE, WORLI, MUMBAI - 400013
PH :02224925452/02224925453/02224925454.

1319. SAI SERVICE PRIVATE LIMITED (0504-05-04), C/O SHAKTI INDUSTRIAL WIRE COMPOUND, DATTI PADA ROAD, BORIVILI (EAST), MUMBAI - 400066
PH :28707000 / 9594057006 / 9594952344 / 9594952417.

1320. EXCELL AUTOVISTA PVT LTD (0510-05-01), RESHAM SINGH COMPOUND, CST ROAD, KALINA, SANTACRUZ EAST, MUMBAI - 400098
PH :67743888, 26653242, 43, 46 / 7666703636 / 9594972889 / 7715804477.

1321. AUTOMOTIVE MANUFACTURERS PVT. LTD. (3901-05-04), PLOT NO. 108, BAZAR WARD, KURLA(WEST) , MUMBAI - 400070
PH :61563734 / 61563744 / 61563713 /9167773925.

1322. FORT POINT AUTOMOTIVE (CARS) PVT. LTD. (0521-05-02), D-9, STREET NO. 21, OPP PATNI COMPUTERS, SEEEFZ, MIDC, ANDHERI, MUMBAI - 400096
PH :9694973889, 8422800747.

1323. SHIVAM AUTO ZONE (I) PVT. LTD. (0531-05-01), CHARKOP INDUSTRIAL ESTATE, KANDIVLI(WEST), MUMBAI, MAHARASHTRA - 400067
PH :7718893072/9152001329/8082551017/9870938888.
1324. VITESSE PRIVATE LIMITED (0503-05-07), PLOT NO.A59, KANDIVALI INDUSTRIAL CO-OP. SOC., GOVERNMENT INDUSTRIAL ESTATE, CHARKOP, KANDIVALI (W), MUMBAI - 400067
PH :02228674753.

1325. FORT POINT AUTOMOTIVE (CARS) PVT. LTD. (0521-05-03), C/O VARUN STEEL INDUSTRIES, AAM TOOL COMPOUND, BOAT HURT ROAD, BEHIND SEWARI POLICE STATION, DARUKHANA, REAY ROAD, MUMBAI - 400010
PH :9594974678, 8691045341.

1326. K.T.S. AUTOMOTORS PVT. LTD. (0582-05-02), C/O-COZY INDIA, 5, HANSRAJ LANE, BYCULLA, MUMBAI - 400027
PH :23751234, 23752301/2/3/5/6.

1327. SHIVAM AUTO ZONE (I) PVT. LTD. (0531-05-02), PLOT NO. 485, RAMCHANDRA LANE EXTN., OFF LINK ROAD, KANCHPADA, MALAD-WEST. MUMBAI. 400064. - 400064
PH :8082551115/9362721124/9870938888.

1328. VELOX MOTORS (A UNIT OF CARCRAFT AUTOMOBILES PVT LTD) (05A3-05-01), PLOT NO.115/116/117 MIVERVA INDUSTRIAL ESTATE, MULUND-WEST, MUMBAI - 400080
PH :8104989839/8104989847.

1329. KIRAN MOTORS (05A7-05-01), CTS NO. 170 & 4081, BOMBAY AGRA ROAD, LB SHASTRI MARG, GHATKOPAR (WEST), MUMBAI, MAHARASHTRA, PINCODE: 400086. - 400086
PH :9152004223/7700988886.

1330. MY CAR (PUNE) PVT LTD (05A8-05-01), PLOT NO-10, CHANDIVALI ESTATE, CHANDIVALI FARM ROAD, OPP LAKE HOMES, ANDHERI EAST, MUMBAI, MAHARASHTRA - 400072
PH :8104907081.

MURBAD

1331. PRAKASH AUTO PVT. LTD. (BYO1-BYO-01), SURVEY NO. 61/2, KALYAN - MURBAD ROAD, VILLAGE – DAHAGAON, TALUKA – MURBAD, DISTRICT – THANE, MAHARASHTRA. - 421605
PH :7798725726.

MURGUD

1332. SAI SERVICE PRIVATE LIMITED (AWA1-AWA-01), R.S. NO. 188/4, A/P MURGUD, TALUKA: KAGAL, DIST: KOLHAPUR - 416219
PH :02325-265553.

NAGPUR

1333. SEVA AUTOMOTIVE LTD. (2002-20-01), 34/3, KACHIMET AREA, NEAR VAYUSENA NAGAR BUS STOP, WADI, AMRAVATI ROAD, NAGPUR - 440023
PH :0712-6652863.
1334. AUTOMOTIVE MANUFACTURERS PVT. LTD. (2001-20-02), 575 KAMPTEE ROAD, NAGPUR-26,, - 440026
PH :9673004226/9673004223.
1335. SEVA AUTOMOTIVE LTD. (2002-20-03), PLOT NO. 33A, CENTRAL MIDC, HIGNA ROAD, NAGPUR, MAHARASHTRA. - 440016
PH :0712-666444.
1336. ARYA CARS (UNIT OF BARBATE AUTOMOTIVE (I) PVT. LTD) (2004-20-01), NEAR PARDY NAKA (OUTSIDE), NH-6, BHANDARA ROAD, NAGPUR - 440035
PH :8888859506/8888859534.
1337. AUTOMOTIVE MANUFACTURERS PVT. LTD. (2001-20-05), PLOT NO. 38/1, NEAR BOUDDHA VIHAR, OPP. DELHI PUBLIC SCHOOL, KAMPTEE ROAD, NAGPUR, MAHARASHTRA - 441001
PH :918699701/9673004277.
1338. ARYA CARS (UNIT OF BARBATE AUTOMOTIVE (I) PVT. LTD) (2007-20-01), PLOT NO. 4, NEW COTTON MARKET, GHAT ROAD, NAGPUR, MAHARAstra - 440018
PH :8888859542.

DEALER WORKSHOP (AS ON 31.03.2022)

1339. ARYA CARS (UNIT OF BARBATE AUTOMOTIVE (I) PVT. LTD) (2007-20-02), PLOT NO. 131, NH-6, BHANDARA ROAD, MAHALGAON, NAGPUR, MAHARASTRA. - 441202
PH :8888820312.
1340. SEVA AUTOMOTIVE PVT. LTD. (2002-20-04), PLOT NO.05, 12, 13A, 13B CHANDRABHAGA GRUHA NIRMAN SAHAKARI LIMITED, KH NO.45/3, CITY SURVEY NO.570, MANEWADA RING ROAD, NAGPUR, MAHARASHTRA - 440027
PH :8390446644.
1341. ARUN MOTORS (2008-20-01), PLOT NO-9&10, PATNI PLAZA, KHAMLA RING ROAD, SAWARKAR NAGAR, NAGPUR, MAHARASHTRA - 440025
PH :7757988800/7028688800.
1342. ARUN MOTORS (2008-20-02), C-48/1, MIDC HINGNA MAIN ROAD, WADI, NAGPUR, PIN-440028, MAHARASHTRA - 440028
PH :7757988800.
- NALASOPARA**
1343. SHIVAM AUTO (CUH1-CUH-01), SURVEY NO. 91,92 , PLOT NO. 7, VILLAGE- DHANIV, NALASOPARA, DIST. PALGHAR, MAHARASHTRA. - 401209
PH :9152001458/7777002930.
- NANDED**
1344. SEVA AUTOMOTIVE LTD. (6801-68-01), NANDED HYDERABAD ROAD, NANDED - 431604
PH :7447415607.
- NANDURBAR**
1345. SEVA AUTOMOTIVE LTD. (P301-KW-02), PLOT NO.- 3& 4, BANSITAL NAGAR, NEAR HOTEL KARAN GARDEN HOWFULLY BYE PASS ROAD, NANDURBAR,DIST.- SATARA - 425412
PH :7720017528.
- NARAYANGAON**
1346. THE KOTHARI WHEELS (1906-FV-02), GATE NO. 747, PUNE NASIK HIGHWAY, WARULWADI, NARAYANGAON - 410504
PH :8411003608.
- NASHIK**
1347. AUTOMOTIVE MANUFACTURERS PVT. LTD. (3702-37-01), P-1-12,ADDITIONAL NASIK INDL. AREA,AMBAD,NASIK - 422010
PH :0253-6636329/ 319/312/313/314/317.
1348. SEVA AUTOMOTIVE LTD. (3701-37-01), PLOT NO. X - 46,MIDC. AMBAD, NASIK - 422010
PH :0253-6644444.
1349. SHAAN CARS PRIVATE LIMITED (3703-37-01), E-3 MIDC AREA,SATPUR , NASIK,MAHARASHTRA - 422007
PH :9075028780, 9922969646.

1350. SHAAN CARS PRIVATE LIMITED (3703-37-04), 03/810, NEAR NASARDI BRIDGE, WADALA ROAD, NASIK ROAD, NASIK - 422011
PH :0253-2236080.
1351. SEVA AUTOMOTIVE LTD. (3701-37-06), SEVA FARMS, GATE NO. 82/2, AMBE BAHULA ROAD, VILHOLI, TALUKA & DISTRICT: NASIK, MAHARASHTRA - 422010
PH :9146000709.
1352. SEVA AUTOMOTIVE PVT LTD (3701-37-07), PLOT NO.A-23, NICE INDUSTRIAL AREA, MIDC, SATPUR, NASIK (MAHARASHTRA) - 422006
PH :0253-663444.
1353. SEVA AUTOMOTIVES PVT LTD (3701-37-08), SHOP NO. 1 & 2, SER. NO. 241/1-B-1/2, OPPOSITE NMC SCHOOL, DINDORI ROAD, MAHSRUL, NASHIK, MAHARASHTRA - 422004
PH :0253-665444.
- NAVI MUMBAI**
1354. AUTOMOTIVE MANUFACTURERS PVT. LTD. (3901-9K-01), D-234 MIDC TTC INDL AREA,SHIRVANE NERUL,NEW BOMBAY, - 400706
PH :66143900/66133923/66143924.
1355. SIMRAN MOTORS PVT. LTD. (3913-9K-01), CAMEO FABRIC COMPANY, GEN 16, NEAR SULZER COMPANY, DIGHA, TTC AREA, AIROLI - 400701
PH :8788582329, 8369658212.
- NEVASA**
1356. KANKARIYA AUTOMOBILES PVT. LTD. (BSU1-BSU-01), BELOW ADARSH GRAMIN BANK, OPP. ILAKSHI MOTORS, NEVAS PHATA, AURANGABAD ROAD, TALUKA – NEVASA, DISTRICT – AHMEDNAGAR. - 414603
PH :9420494601.
- NIPHAD**
1357. SHAAN CARS PVT. LTD. (COX1-COX-01), GAT NO. 99/3, RASALPUR AURANGABAD HIGHWAY, NIPHAD, DISTRICT – NASHIK, MAHARASHTRA. - 422303
PH :9075028780.
- OSMANABAD**
1358. CHAVAN MOTORS DIVISION INDIA PVT LTD (B102-LW-03), PLOT NO. 1, TAWADE COMPLEX,PRERANA NAGAR,OSMANABAD, - 413501
PH :8888867861.
- PAITHAN**
1359. PAGARIYA AUTO PVT. LTD. (BNQ1-BNQ-01), GAT NO-277, MAUZA- PAITHAN, TALUKA- PAITHAN, DIST - AURANGABAD 431107. - 431107
PH :9922994237.
- PALGHAR**

1360. SAI SERVICE PRIVATE LIMITED (TE01-TE-01), SURVEY NO. 86/1, TEMBHODE, MANOR-MAHIM ROAD, PALGHAR, DISTRICT: THANE - 401404
PH :9167980042/9167980005/9594952211.
- PALUS**
1361. CHOWGULE INDUSTRIES PVT. LTD. (J102-0Z-04), PLOT NO.B-3, MIDC AREA, TALUKA PALUS, DISTT. SANGLI. - 416308
PH :8888870122.
- PANDHARPUR**
1362. CHAVAN MOTORS DIVISION INDIA PVT LTD (B102-0H-05), GAT NO.56, ESABAVI, PUNE ROAD, TAL-PANDERPUR, SOLAPUR - 413001
PH :7774997005.
- PANVEL**
1363. SIMRAN MOTORS PVT. LTD. (7S01-7S-01), PLOT2-8,SECTOR-15, OPP. HOTEL GARDEN,OLD MUMBAI PUNE HIGHWAY,PANVEL - 410206
PH :8291957798, 8657443202.
1364. AUTOMOTIVE MANUFACTURERS PVT. LTD. (3901-7S-03), PLOT NO:92/1, VILLAGE KOLAKHA, MUMBAI-GOA HIGHWAY, PANVEL, DISTT. RAIGAD - 410206
PH :9769202055/9769206045/9769206018/82914670 42.
- PARATWADA**
1365. ASPA BANDSONS AUTO PVT. LTD. (CFZ1-CFZ-01), SURVEY NO. 26/4A, RAMGAON, AMRAVATI PARATWADA ROAD, NEAR JAWARDI PHATA, PARATWADA TALUKA – ACHALPUR, DISTRICT – AMRAVATI . - 444 805
PH :8888897629.
- PARBHANI**
1366. PAGARIYA AUTO PVT. LTD. (LN02-LN-01), SURVEY NO-301, PLOT NO-86/A, OPP GULMOHAR LODGE, BASMAT ROAD, PARBHANI - 431401
PH :9511868433.
- PATAS**
1367. MAHALAXMI AUTOMOTIVES PVT. LTD. (7R01-PR-03), PUNE-SOLAPUR HIGHWAY, PATAS, TALUKA DAUND DISTT.-PUNE - 413106
PH :8888890957.
- PEN**
1368. SIMRAN MOTORS (9I01-9I-01), AT SURVEY NO 75, PLOT NO. 2, MUMBAI-GOA HIGHWAY, WADHKAL (PEN) - 402107
PH :9503381198.
- PHALTAN**

1369. CHOWGULE INDUSTRIES PVT. LTD. (KH02-KH-01), PLOT NO.83/1B/1, LONAND-PUNE ROAD, PHRANANDWADI, TALUKA-PHALTAN, DISTRICT: SATARA, MAHARASTRA. - 415523
PH :8888886301.
- PIMPLEGAON**
1370. AUTOMOTIVE MANUFACTURERS PVT. LTD. (BAY1-BAY-01), GAT NO.517/P NEAR MARKET COMMITTEE, MUMBAI AGRA HIGHWAY, NH3 A/P PIMPALGAON BASWANT, TALUKA: NIPHAD, DIST-NASHIK - 422202
PH :02550-252808.
- PUNE**
1371. SAI SERVICE PRIVATE LIMITED (1901-19-01), BOMBAY PUNE ROAD, FUGEWADI, PUNE - 411012
PH :020-46404440/020-46404448.
1372. SAI SERVICE PRIVATE LIMITED (1901-19-02), 889/90 J.M.ROAD, DECCAN GYMKHANA, PUNE - 411004
PH :9923208347.
1373. CHOWGULE INDUSTRIES PVT. LTD. (1908-19-02), S.NO. 53,PUNE SATARA HIGHWAY,KATRAJ,PUNE - 411046
PH :020-66786200.
1374. SAI SERVICE PRIVATE LIMITED (1901-19-03), S.NO.15A GIDWANI COMPOUND, KONDWA BUDRUK, HAVELI, PUNE - 411046
PH :9923208345.
1375. WONDER CARS PVT LTD (1903-19-02), 12, NPS LINES,SOLAPUR ROAD,,OLD POOL GATE,CAMP, PUNE - 411001
PH :020-26332934/35.
1376. THE KOTHARI WHEELS (1906-19-01), 110/A, PUNE SOLAPUR ROAD, NEAR FATIMA NAGAR, PUNE - 411039
PH :7498272309.
1377. MY CAR (PUNE) PVT. LTD. (1907-19-01), SURVEY NO. 131, MUMBAI BANGALORE HIGHWAY, WAKAD, PUNE - 411057
PH :020-67922900.
1378. ACE KUDALE CAR PVT. LTD. (1910-19-01), 36/2C/1, MANRAJ BUDRUK, PUNE-SOLHAPUR ROAD, TALUKA HAVELI, DISTRICT PUNE - 412201
PH :9552582454.
1379. CHOWGULE INDUSTRIES PVT. LTD. (1911-19-01), S.NO.1, NEXT TO PODAR INTERNATIONAL SCHOOL, KATRAJ BYPASS ROAD, AMBEGAON-B, TALUKA-HAVELI, PUNE - 411046
PH :02066803555/02066803500.
1380. SAI SERVICE PRIVATE LIMITED (1901-19-05), NEAR NIGDI-BHOSARI ROAD, CHINCHWAD, PUNE - 411019
PH :020-46605999/020-46605995.

DEALER WORKSHOP (AS ON 31.03.2022)

1381. SEHGAL AUTORIDERS PVT. LTD. (1913-19-01), SURVEY NO. 51, BAVDHAN KHRUD, TAL: HAVELI, DIST: PUNE - 411021
PH :8308304444, 020-41463625, 020-41463627.
1382. SAI SERVICE PRIVATE LIMITED (1901-19-06), SURVEY NO.244/1, PHASE-II, NEAR BANK OF MAHARASHTRA, HINGEWADI, TAL - MULSHI, DISTRICT-PUNE,MAHARASHTRA - 411057
PH :9923208302.
1383. ACE KUDALE CAR.PVT. LTD. (1910-19-02), ATLAS TANKS VESSELS, SR. NO 232/2, PUNE-NASIK ROAD, KHANDOBAMAL, BHOSARI, PUNE. - 411039
PH :9552193904.
1384. THE KOTHARI WHEELS (1906-19-03), PLOT NO. 2B, D1 BLOCK, CHINCHWAD, PUNE, DIST. PUNE - 411019
PH :9168662302.
1385. MAHALAXMI AUTOMOTIVES PVT. LTD. (1912-19-03), 59/A, MUNDHWA KHARADI ROAD, OPP. MUNDHWA POLICE STATION, MUNDHWA, PUNE, MAHARASHTRA - 411036
PH :8888874980.
1386. WONDER CARS PVT LTD (1903-19-03), PLOT NO.52/1 BLOCK F2, MIDC, PIMPRI, PUNE. - 411018
PH :020-46608888.
1387. SAI SERVICE PRIVATE LIMITED (1901-19-07), 4/A/1A, 1/3 A, SALUNKE VIHAR ROAD, BORADE NAGAR, KONDWA, PUNE, MAHARASHTRA. - 411048
PH :9923208358.
1388. MAHALAXMI AUTOMOTIVES PVT. LTD. (1912-19-04), NO.485/1, CTS NO.1041, OM SUPER MARKET, GHOKALE CROSS ROAD, MODEL COLONY, SHIVAJI NAGAR, PUNE - 411016
PH :8888842887.
1389. CHOWGULE INDUSTRIES PVT. LTD. (1908-19-05), 129/2/B/1, NEW PUNE MUMBAI HIGHWAY, KATRAJ DEHU ROAD BYPASS, TATHWADE, TAL-MULASHI, DISTT. PUNE (MAHARASHTRA) - 411033
PH :020-67915700.
1390. SAI SERVICE PRIVATE LIMITED (1901-19-08), SURVEY NO. 37, HISSA NO. 2, SITUATED AT WADGAON KHURD, NEAR NANDED CITY, SINHAGAD ROAD, TALUKA - HAVELI, DISTRICT - PUNE, MAHARASHTRA. - 411 041
PH :9923208312.
1391. THE KOTHARI WHEELS (1906-19-05), PLOT NO. 24/B, HADAPSAR INDUSTRIAL ESTATE, PUNE. - 411028
PH :8411002005, 8087060432.

1392. CHOWGULE INDUSTRIES PVT. LTD. (1908-19-06), SR. NO. - 43/44/S, 7 PARVATI INDUSTRIAL ESTATE, OPP. ADINATH SOCIETY, PUNE- SATARA ROAD, PUNE. - 411009
PH :020-67273200.
1393. EXCELL AUTOVISTA PVT LTD (1917-19-01), GATE NO.1232, 10TH MALL, PUNE SASWAD ROAD, VILLAGE – WADKI, TAL – HAVELI, DIST PUNE. - 412308
PH :9594632888/9146052651.
1394. THE KOTHARI WHEELS (1906-19-06), SURVEY NO 46, HISSA 9/1 (CITY SURVEY NO.6181+6180), WADGAON SHERI, CHANDAN NAGAR, PUNE NAGAR ROAD, TAL-HAVELI, PUNE. - 411014
PH :8411003631.
1395. ACE KUDALE CAR PVT. LTD. (1910-19-03), SURVEY NO. 272, 1/4, NEAR MOSHI TOLL PLAZA, MOSHI GAON, TALUKA – HAVELI, DISTRICT – PUNE - 412105
PH :7767814381.
1396. SUMANKIRTI CARS PVT. LTD. (1915-19-02), SURVEY NO. 9, NEAR BALEWADI SPORTS STADIUM MUMBAI-BANGALORE HIGHWAYS, MAHALUNGE PUNE, MAHARASHTRA. - 411045
PH :8551990106.
1397. MY CAR (PUNE) PVT. LTD. (1918-19-01), GAT NO. 625, HISSA NO. 1/3/1, VILLAGE – KURULI, TALUKA – KHED, CHAKAN, DISTRICT – PUNE. - 410501
PH :7755900000.
1398. WONDER CARS PVT LTD (1903-19-04), SURVEY NO. 20, HISSA NO. 1/1/2, THERGAON, BAL KRISHNA MANGAL KARYALAYA, TALUKA – MULSHI, DANGE CHOWK, PUNE – 411 033. - 411033
PH :7887883311.
- RAHATA**
1399. KANKARIYA AUTOMOBILES PVT. LTD. (ZV03-ZV-01), SHIRDI ROAD, SAKORI, RAHATA, - 423107
PH :8275033313.
- RAHURI**
1400. KANKARIYA AUTOMOBILES PVT. LTD. (COZ1-COZ-01), TRIMURTI CRANE SERVICE, NAGAR-MANMAD ROAD, RAHURI, MAHARASHTRA. - 413705
PH :9420036767.
- RAJAPUR**
1401. JAGRUT MOTORS PVT LTD (AHA1-AHA-01), SURVEY NO. 14/8, TARALWADI, RAJAPUR, DIST: RATNAGIRI - 416702
PH :9527623663/8806665572.
- RAJGURUNAGAR**

1402. MY CAR (PUNE) PVT. LTD. (CBZ1-CBZ-01), SURVEY NO.94, SANDBHORWADI, NEAR TUKAI MANDIR, PUNE-NASIK HIGHWAY, TAL-KHED, RAJGURUNAGAR DISTT. PUNE. - 410505
PH :9112231553.
- RATNAGIRI**
1403. JAGRUT MOTORS PVT LTD (G301-G3-01), D-25, MIDC MIRJOLE,MAHARASTRA,RATNAGIRI - 415639
PH :2352228380/9130013172.
- SANGAMNER**
1404. SHAAN CARS PRIVATE LIMITED (HE03-HE-01), GAT NO. 173/4/5/6, A/P VELHALE, NASHIK PUNE HIGHWAY, SANGAMNER , DIST AHMEDNAGAR, MAHARASHTRA - 422605
PH :02425-259197.
- SANGLI**
1405. CHOWGULE INDUSTRIES PVT. LTD. (J102-J1-01), GAT NO.243 SANGLI KOLHAPUR ROAD, OPP. TO GAJANAN MAHARAJ MANDIR, ANKALI, TAL-SANGLI, DISTT. SANGLI - 416416
PH :9850966805.
1406. SIDDHI WHEELS (J104-J1-01), SR NO. 917/12/B, SANGLI MIRAJ ROAD, MIRAJ, DISTRICT - SAGLI. - 416410
PH :9371727001, 0233-2211610/1620/1630.
- SANGOLA**
1407. CHAVAN MOTORS DIVISION INDIA PVT LTD (CUE1-CUE-01), GAT NO. 276/14/A, MAIN ROAD, KOLHAPUR HIGHWAY, A/P & TALUKA - SANGOLA, DIST.-SOLAPUR. - 413307
PH :8806665691.
- SASWAD**
1408. CHOWGULE INDUSTRIES PVT. LTD. (1908-PH-03), SOLAPUR HIGHWAY, SASWAD, DIST. PUNE - 412301
PH :02115224450/02115225210.
- SATANA**
1409. SHAAN CARS (BSW1-BSW-01), GAT NO 322/2/A/7, PUNDLIK NAGAR MALEGAON ROAD, AT POST SATANA DIST NASHIK - 423301 - 423301
PH :9922969656.
- SATARA**
1410. CHOWGULE INDUSTRIES PVT. LTD. (F303-F3-01), PLOT NO. B-2,OLD MIDC,SATARA - 415002
PH :9011015066/9850966823.
- SAVNER**

1411. ARYA CARS (UNIT OF BARBATE AUTOMOTIVE (I) PVT. LTD) (BTJ1-BTJ-01), PLOT NO.2, MADANE LAYOUT, MOUZA GUJARKHEDI, NR. INDIAN PETROL PUMP, NAGPUR ROAD, SAVNER DISTT. NAGPUR. - 441107
PH :8888859546.
- SAWANTWADI**
1412. JAGRUT MOTORS PVT LTD (BBL1-BBL-01), SHIVSHAMBHO APARTMENT, 1190, A/P KOLGAON, SURVEY NO.187, HISSA NO.33B, TAL-SAWANTWADI, DISTT. SINDHUDURG. - 416510
PH :9970654699, 9689533472.
- SHAHAPUR**
1413. SHIVAM AUTO ZONE (I) PVT. LTD. (BZU1-BZU-01), DR. DESHPANDE COMPOUND, NEAR BHATSA COLONY, VILLAGE – GOTHEGHAR, TALUKA – SHAHPUR, DISTRICT – THANE, MAHARASHTRA - 421601
PH :7718893483.
- SHAHUWADI**
1414. SAI SERVICE (BFT1-BFT-01), GATE NO. 1213, R/AT DONOLI, TALUKA - SHAHUWADI, DIST. -KOLHAPUR - - 416 213
PH :9923208448.
- SHIRUR**
1415. MAHALAXMI AUTOMOTIVES PVT. LTD. (1912-ZD-02), 1023/1, NEXT INDIAN OIL PETROL PUMP, SARADWADI, PUNE-AHMEDNAGAR HIGHWAY, TAL: SJIRUR, DIST: PUNE, MAHARASHTRA - 412210
PH :8888837082 /9011038682.
- SHIRWAL**
1416. CHOWGULE INDUSTRIES PVT. LTD. (BSD1-BSD-01), GAT NO.175, A/P SHINDEWADI, SHIRWAL-BHOR ROAD, SHIRWAL, TAL KHANDALA, DISTT. SATARA - 412801
PH :9637399003.
- SHRIRAMPUR**
1417. KANKARIYA AUTOMOBILES PVT. LTD. (LV03-LV-01), S.NO.139/1/3, NEAR NAKA NO.4, SANGAMNER ROAD, SHRIRAMPUR DISTT. AHMEDNAGAR - 413709
PH :9420494543.
- SIKRAPUR**
1418. EXCELL AUTOVISTA PVT LTD (GKJ1-GKJ-01), AT POST SHIKARPUR MALTHAN PHATA, OPP. CHAURASIYA CHANA CENTER, PUNE NAGAR ROAD, TALUKA SHIRUR, DIST. PUNE, PIN-412208, PUNE - 412208
PH :9146194973.
- SILLOD**

DEALER WORKSHOP (AS ON 31.03.2022)

1419. PAGARIYA AUTO PVT. LTD. (2103-ZG-04), PLOT NO. 19/20, SURVEY NO. 386, AURANGABAD NAKA, SILLOD, AURANGABAD - 431112 PH :8600037213.

SINNAR

1420. SHAAN CARS PRIVATE LIMITED (3703-FU-03), A-24, MIDC AREA MALEGAON, SINNAR TAL- SINNAR., - 422103 PH :02551-230305.

SOLAPUR

1421. CHAVAN MOTORS DIVISION INDIA PVT LTD (B102-B1-02), 150, AKALKOT ROAD, OPP. SVCS HIGH SCHOOL SOLAPUR, - 413006 PH :0217-2606666/8805986818.

1422. CHAVAN MOTORS DIVISION INDIA PVT LTD (B102-B1-01), 18.39, INDUSTRIAL ESTATE, HOTAGI ROAD, SOLAPUR, - 413224 PH :8805778881.

1423. CHAVAN MOTORS DIVISION INDIA PVT LTD (B102-B1-06), PLOT NO 95, IND. ESTATE, HOTAGI ROAD, SOLAPUR, - 413003 PH :8805986826.

TALASARI

1424. SHIVAM AUTO ZONE (I) PVT. LTD. (BIN1-BIN-01), SURVEY NO. 191/1 PLOT NO. 5, AT-POST – VADAVALI, NH-8, TALASARI, THANE, MAHARASHTRA - 401606 PH :6355248143/7777002930.

TALEGAON

1425. MY CAR (PUNE) PVT. LTD. (4K01-4K-01), SR.NO.113, HISSA NO.1/3/2/A, MUMBAI PUNE OLD HIGHWAY, MAVAL, TALEGAON - 410506 PH :9730855855.

TALOJA

1426. EXCELL AUTOVISTA PVT LTD (AAC1-9K-02), PLOT NO-9,MIDC,NAVADE,TALOJA, TAL-PANVEL ,DIST-RAIGAD - 410208 PH :9136948195/9320357300.

TASGAON

1427. SIDDHI WHEELS (A UNIT OF TARALEKAR MOTORS PVT. LTD.) (GKB1-GKB-01), SHETKARI MARKET, NEAR ISHA HOTEL, TASGAON-SANGLI ROAD, TALUKA - TASGAON, DIST.-SANGLI. - 416312 PH :8275030748.

THANE

1428. FORT POINT AUTOMOTIVE (CARS) PVT. LTD. (3906-39-01), KOTHARI WAREHOUSE NO. 111,POKHRAN ROAD NO. 11,MANPADA, CHATALSAR,THANE - 400607 PH :9594974656, 8691039873,.

1429. NAVNEET MOTORS (3908-39-02), B R T PLOT ,THANE (W) ,MAHARASHTRA - 400607 PH :9664496732, 9167215178.

1430. PARAMOUNT WHEELS PVT. LTD. (3911-39-01), OPP. PREMA LAXMAN SCHOLL. PANKERPADA, MIRAROAD(E), DIST: THANE - 401107 PH :42933944/45/51/52/53.

1431. PARAMOUNT WHEELS PVT. LTD. (3911-39-03), NATIONAL PLASTIC INDUSTRIES LIMITED , WESTERN EXPRESS HIGHWAY NO. 8 KASHIMIRA , NEAR KASHIMIRA POLICE STATION, OPP PETROL PUMP , DISTT THANE - 401107 PH :9004999360.

1432. VELOX MOTORS (A UNIT OF CARCRAFT AUTOMOBILES PVT LTD) (05A3-39-02), NEW SURVEY NO. 17/1/B, NEAR BLUE ROOF CLUB, VILLAGE - OWALE, GHODBUNDER ROAD, THANE (W). - 400615 PH :8104989847,96536 88455.

TITWALA

1433. AHER AUTOPRIME (BYP2-BYP-01), SURVEY NO. 23/2, SHOP NO. 3, NEAR GOVELI, TITWALA ROAD, GHOTSAI, TITWALA, PIN-421301, MAHARASHTRA - 421301 PH :18008334369.

TURBHE

1434. SAI SERVICE (0504-9K-06), D 42, TTC INDUSTRIAL AREA, NAVI MUMBAI, PIN-400705 - 400705 PH :022-26861111/ 8976999060.

ULHASNAGAR

1435. PRAKASH AUTO PVT. LTD. (3903-39-01), U NO-3,SHEET NO. 30,VITHALWADI STATION ROAD, ULHASNAGAR - 421003 PH :9987992127/9870453155.

URALI KANCHAN

1436. EXCELL AUTOVISTA PVT LTD (GK11-GKI-01), GAT NO-244, VILLAGE-SORTAPWADI, TALUKA -HAVELI, URULI KANCHAN, DIST-PUNE, PIN-412201 - 412201 PH :8097452280.

VADUJ

1437. CHOWGULE INDUSTRIES PVT. LTD. (F303-GQ-03), KALEVASTI, VADUJ DAHIWADI ROAD , VADUJ - 415506 PH :8888866659.

VAIJAPUR

1438. PAGARIYA AUTO PVT. LTD. (BNR1-BNR-01), NEAR SUBHASH BUNGLOW, STATION ROAD, VAIJAPUR, AURANGABAD. - 423701 PH :9922994237.

VASAI

1439. SAI SERVICE PRIVATE LIMITED (V901-V9-01), ANDRADESH BHAVAN, SURVEY #27 A,NEAR UMELA PHATAK, VASAI (WEST), DIST. THANE, MAHARASTRA - 401202 PH :9167980080/9167980036/9594952211.

1440. SAI SERVICE PRIVATE LIMITED (0504-V9-03), C/O PRASHANTI INVESTMENT LTD.,NEAR GAODEVI TEMPLE, VILLAGE SATIVILI,DISTT. THANE - 401208 PH :9167980004/9167980084/9594950000.

VASHI

1441. MY CAR (PUNE) PVT. LTD. (05A4-05-01), A-751/2, MIDC TTC, TURBHE MAHAPE ROAD, PAWANE, NAVI MUMBAI - - 400 071 PH :8104906953, 9372802861, 9326713481.

VIRAR

1442. SAI SERVICE PRIVATE LIMITED (V901-PG-02), SURVEY NO.16, AGASHI ROAD, PADMAN NAGAR, VIRAR-WEST, DISTT. PALGHAR - 401301 PH :9594952343/9167980036/9594952211.

VITA

1443. CHOWGULE INDUSTRIES PVT. LTD. (BSE1-BSE-01), S NO. 900, HISSA NO. 1,2,3/1/2, SANGLI VITA ROAD, VITA, TALUKA – KHANAPUR, DISTRICT – SANGLI, MAHARASHTRA - 415311 PH :8888870120.

WADA

1444. PARAMOUNT WHEELS PVT. LTD. (BXD1-BXD-01), SURVEY NO.133/7/1, WADA BHIWANDI ROAD, VILLAGE GANDARE, POST KONE, TALUKA WADA, DISTT. PALGHAR (MAHARASHTRA) - 421303 PH :8411933992.

WAGHOLI

1445. SAI SERVICE PRIVATE LIMITED (1901-AB-04), GAT NO 2406/1440, VILLAGE- WAGHOLI,TAL- HAVELI, DIST- PUNE - 412207 PH :9923208313/9923208221/9923208133.

WAI

1446. CHOWGULE INDUSTRIES PVT. LTD. (BYC1-BYC-01), GAT NO. 407, A/P SHENDURJANE, MIDC ROAD, NEAR HOTEL GANDHARVA, OPP. DHOM LEFT CANAL, TAL – WAI, DISTT. SATARA - 412803 PH :8380080501.

WALUJ

1447. PAGARIYA AUTO PVT. LTD. (2103-MC-03), E-16,WALUJ,AURANGABAD - 431001 PH :9860999466.

WARANANAGAR

1448. SAI SERVICE PRIVATE LIMITED (CRB1-CRB-01), GAT NO.:1122/A, KODOLI, TALUKA: PANHALA, DIST. KOLHAPUR - 416114 PH :9923204173.

WARDHA

1449. SEVA AUTOMOTIVE LTD. (2002-AC-02), GOPURI CHOWK , OPP. BANK OF INDIA COLONY, NAGPUR ROAD, WARDHA - 442001 PH :07152-253545/253525.

1450. SEVA AUTOMOTIVE PVT. LTD. (2002-AC-05), PLOT NO. 177, WARDHA-NAGPUR HIGHWAY ,AT. PAVNAR, TEHSIL – WARDHA, DIST.-WARDH, PIN-442111, MAHARASHTRA - 442111 PH :7720009444.

WARUD

1451. ASPA BANDSONS AUTO PVT. LTD. (F201-UG-04), SURVEY NO. 50/3, SETURJANAGHAT ROAD, TALUKA: WARUD, DIST. AMRAWATI - 444906 PH :7248925687.

WASHIM

1452. ASPA BANDSONS AUTO PVT. LTD. (F201-9D-02), NEAR RAILWAY CROSSING,HIGOLI ROAD,WASHIM, - 444505 PH :9922500981/ 9146191534.

YAVATMAL

1453. HIMALAYA CARS (4M01-4M-01), OPPOSITE RAUT PETROL PUMP, DARVHA ROAD, YAVATMAL, MAHARASHTRA - 445001 PH :07232-249991.

YEOLA

1454. SEVA AUTOMOTIVES PVT LTD (BST1-BST-01), GAT NO. 65-A, PLOT NO. 41, AHMED NAGAR-MANMAD ROAD, NEAR TEHSIL OFFICE, YEOLA, TALUKA – YEOLA, DISTRICT – NASHIK, MAHARASHTRA. - 423401 PH :9130033944.

YEWAT

1455. MAHALAXMI AUTOMOTIVES PVT. LTD. (AZA1-AZA-01), SOLAPUR PUNE NATIONAL HIGHWAY, SAHAJAPUR, YEWAT, TALUKA: DAUND, DISTT: PUNE (MAHARASHTRA). - 412202 PH :8308818946.

MANIPUR

BISHNUPUR

1456. EASTERN MOTORS (CSA1-CSA-01), BISHNUPUR BAZAR, TIDIM ROAD, BISHNUPUR DISTT. MANIPUR. - 795126 PH :8415945626.

CHANDEL

DEALER WORKSHOP (AS ON 31.03.2022)

1457. EASTERN MOTORS (CSB1-CSB-01), KAKCHING LAMKHA1, AH1 (INDO BURMA ROAD), CHANDEL (MANIPUR) - 795103
PH :8415945626.

CHURACHANDPUR

1458. EASTERN MOTORS (BBE1-BBE-01), HMUJA VENG, TEDDIM ROAD, CHURACHANDPUR, MANIPUR - 795128
PH :03874235969, 9862555472.

IMPHAL

1459. EASTERN MOTORS (7401-74-01), CHINGMEIRONG EAST, IMPHAL, MANIPUR - 795 001
PH :8415945626.
1460. EASTERN MOTORS (7401-74-02), NH,39, CHINGMEIRONG, WEST, IMPHAL. - 795010
PH :8415945626.
1461. SAMADON ENTERPRISE (7402-74-01), 82 GHARI MAKHA LEIKAI, IMPHAL WEST, MANIPUR. - 795 140
PH :7005987123.

SENAPATI

1462. EASTERN MOTORS (CNN1-CNN-01), DIST. -COUNCIL (POULEA) VILLAGE, P.O. - SENAPATI, SENAPATI, MANIPUR. - 795 106
PH :8415945626.

THOUBAL

1463. EASTERN MOTORS (BJL1-BJL-01), THOUBAL ATHOKPAM KHUNOU, NEAR D.C. OFFICE COMPLEX, THOUBAL, MANIPUR - 795138
PH :9862662225.

UKHRUL

1464. SAMADON ENTERPRISE (SCK1-SCK-01), KAMPHASOM, UKHRUL, MANIPUR - 795142
PH :9774216305.

MEGHALAYA

BHOIRYMBONG

1465. RANI MOTORS (CHP1-CHP-01), VILLAGE – UMROI MADAN, DISTRICT – RI BHOI, MEGHALAYA. - 793103
PH :9774478281.

JOWAI

1466. RANI MOTORS (3I01-3I-01), LADTHADLABHO, OPP. PWD OFFICE, JOWAI, DIST - JAINTIA HILLS, MEGHALAYA - 793150
PH :7085849525.

KHLEHRIAT

1467. BANALARI WORLD CARS (8502-PZ-03), JOWAI-SICHAH ROAD, MEGHALAYA, KHLEHRIAT - 793150
PH :7005757760/7005569550.

MAWKYRWAT

1468. RANI MOTORS (CGR1-CGR-01), DAK BANGLA, MAWKYRWAT, WEST KHASI HILLS, MEGALAYA - 793114
PH :9856005544.

MAWNGAP

1469. BANALARI WORLD CARS (CBK1-CBK-01), LAITPYNTER, SHILLONG NONGTION ROAD, MAWNGAP, DIST.-EAST KHASI HILLS, MEGHALAYA. - 793121
PH :7005757760/7005569550.

MYLLIEM

1470. BANALARI WORLD CARS (CSK1-CSK-01), MADANING SYIEM, MYLLIEM, SHILLONG CHERRAPUNJI ROAD, DISTT: EAST KHASI HILLS, MEGHALAYA - 793009
PH :7005757760/7005569550.

NONGPOH

1471. RANI MOTORS (8501-TN-05), NEAR D.T.O. OFFICE, G.S. ROAD, NONGHPOH, RIBHOI DISTT. - 793102
PH :9774478281.

NONGSTOIN

1472. RANI MOTORS (8501-OP-04), OPP.IRANI PETROL PUMP, NEW NONGSTEIN, DISTRICT-WEST KHASI HILLS ,MEGHALAYA - 793119
PH :9856005544.

SHILLONG

1473. RANI MOTORS (8501-85-01), SUNNY HILLS, GARIKHANA, G.S.ROAD, SHILLONG - 793014
PH :9862099400.
1474. RANI MOTORS (8501-85-02), MAWBLEI, NH-44, SHILLONG JOWAI ROAD, MEGHALAYA. - 793021
PH :8014734780.
1475. BANALARI WORLD CARS (8502-85-01), MAWLAI NONGKWAR, G.S. ROAD, SHILLONG - 793017
PH :7005757760/7005569550.

TURA

1476. RANI MOTORS (CLF1-CLF-01), AGILLANGRE, ARAIMILE, PO NEW TURA, TURA - 794101
PH :7005563791.

UMSAW

1477. BANALARI WORLD CARS (CHZ1-CHZ-01), UMSAWKHWAN RAID MAWBUH, MYLLIEM SYIEMSHIP, RI BHOI DISTRICT, MEGHALAYA. - 793123
PH :7005757760/7005569550.

MIZORAM

AIZAWL

1478. G.I.G. MOTORS (9103-91-01), EDENTHAR, AIZAWL, MIZORAM. - 796001
PH :8974559065.

MP

NAINPUR

1479. STANDARD AUTO (SEZ1-SEZ-01), MANJU SAHU, MANDLA ROAD, NEAR MPEB OFFICE, ADJOINING TO BAJAJ SHOW ROOM, NAINPUR, DISST MANDLA, MADHYA PRADESH -481776. - 481776
PH :7771003374.

NAGALAND

DIMAPUR

1480. PROGRESSIVE MOTORS (3201-32-01), OPPOSITE AIRPORT, N.H.39, DIMAPUR KOHIMA ROAD, DIMAPUR - 797112
PH :7005254089.

KOHIMA

1481. SEVIE AUTO (4N02-4N-01), TSIECIE, NH-29, PHEK ROAD, KOHIMA, NAGALAND - 797001
PH :7005867051.

MOKOKCHUNG

1482. PROGRESSIVE MOTORS (CGL1-CGL-01), SUNGKONMEN ROAD, MOKOKCHUNG, NAGALAND. - 798601
PH :8787732534.

WOKHA

1483. PROGRESSIVE MOTORS (SFH1-SFH-01), NIROPEN COLONY, WOKHA-797111, NAGALAND - 797111
PH :9774070707.

ODISHA

ANANDAPUR

1484. JYOTE MOTORS PVT LTD (CIU2-CIU-01), KHATA NO. 246/407, PLOT NO. 76, P.S. – GHASIPURA, MOUZA – SUDUSUDIA, DISTRICT – KEONJHAR, ANANDPUR, ODISHA. - 758021
PH :7381028525.

ANGUL

1485. ODYSSEY MOTORS PVT LTD (W101-W1-01), AT/PO KULAD (NEAR NALCO CPP PLANT), KANDASAR, NALCO NAGAR, ANGUL (DISTT: ANGUL). - 759145
PH :9439817308.

BALASORE

1486. JYOTE MOTORS (BALASORE) PVT. LTD (L501-L5-01), PLOT NO. 276, GANESHWARPUR-NH-5, POST-JANUGANJ VIA REMUNA, DIST.-BALASORE - 756019
PH :7381072600.

BARGARH

1487. ODYSSEY MOTORS PVT LTD (D401-SJ-04), AT/PO -BARGARH, NH-6, DISTT.-BARGARH, ORISSA - 768028
PH :8908944206.

BARIPADA

1488. JYOTE MOTORS (BALASORE) PVT. LTD (L501-RQ-02), PLOT NO. 90/523/904, SWARUP VILLA, NH-5, BARIPADA - 757001
PH :7381072624.

BERHAMPUR

1489. SKY AUTOMOBILES (E203-E2-01), PLOT NO.80/1191 DHARMA NAGAR, MAIN ROAD, BERHAMPUR - 760002
PH :7381266000.
1490. SKY AUTOMOBILES (E203-E2-02), PLOT NO. 876, WESTERN ROW NH-5, KONISI HATO, VILLAGE – KONISI, BERHAMPORE, GANJAM, ODISHA. - 761008
PH :7381266000.

BHADRAK

1491. JYOTE MOTORS (BALASORE) PVT. LTD (I201-I2-01), PLOT NO. 14/4837, KHATA NO. 1345/1087, TRISHALPUR, CHARMPA, BHADRAK , ODISHA - 756101
PH :9776345311.

BHAWANIPATNA

1492. LEGEND CARS PVT. LTD. (SW01-TB-02), NH-201, KESINGA ROAD, BHAWANIPATNA - 766001
PH :9937198684.

BHUBANESHWAR (NAYAPALLI)

1493. JYOTE MOTORS PVT LTD (0405-04-01), A/62, NAYAPALLI,NH-5,BHUBANESHWAR,ORISSA-7510 03 - 751003
PH :7381028525.

BHUBANESWAR

1494. NARAYANI MOTORS PVT. LTD. (0403-04-01), 217, CUTTACK ROAD, JHARPARA, BHUBANESWAR - 751006
PH :9583022031.
1495. JYOTE MOTORS PVT LTD (0402-04-01), A-62, NAYAPALLI,NEAR CRPF SQUARE, BHUBANESWAR - 751003
PH :7064493302.
1496. SKY AUTOMOBILES (0404-04-01), PLOT NO. -435/1866, NEAR KIIT SQUARE PATIA, BHUBNESHWAR, - 751022
PH :8117829611.
1497. NARAYANI MOTORS PVT. LTD. (0403-04-02), PLOT NO 56 AND 57,RASULGARH, BHUBANESHWAR, ODISHA - 751010
PH :9583022046.
1498. JYOTE MOTORS PVT LTD (0402-04-04), PLOT NO. 22 & 23, SECTOR-A, ZONE-D, MANCHESWAR INDUSTRIAL ESTATE AREA, BHUBANESHWAR. - 751010
PH :7978910223.

DEALER WORKSHOP (AS ON 31.03.2022)

1499. SKY AUTOMOBILES (0404-04-02), KHATA NO. 457/675, PLOT NO. 543, 756, 789 AND 546, SRIVIHAR, INFRONT OF IOCL OFFICE, P.S. -CHADRASHEKARPUR, BHUBANESHWAR, ODISHA. - 751 024
PH :7440011604.

BOLANGIR

1500. ODYSSEY MOTORS PVT LTD (D401-MW-03), NH-201, MADHIAPALI, SAMBALPUR ROAD, BOLANGIR, ORISSA - 767001
PH :8895418122.

CHANDIKHOLE

1501. SKY AUTOMOBILES (BXL1-BXL-01), PLOT NO.285/3, SHANTI MANDAP MOUZA -SUNGUDA, TEHSIL-DARPANI, PO CHANDIKHOL, DIST. -JAIPUR, ODISHA. - 755044
PH :9776645798.

CUTTACK

1502. SKY AUTOMOBILES (6701-67-02), BHANPUR, NH-5, CUTTACK - 753011
PH :9776645798.
1503. TUSHI MOTORS PVT. LTD. (6702-67-01), PLOT NO. C-14, PLOT NO.C-13 ,INDUSTRIAL ESTATE ,KHAPURIA,TAHASIL - CUTTACK SADAR ,CUTTACK DISTRICT,BHUBANESWAR - 753001
PH :9692912345.

DEOGARH

1504. ORBIT MOTORS PVT. LTD. (CBB1-CBB-01), KHATA NO. 270, OI MOUZA, DEOGARH, ODISHA - 768108
PH :9437607865.

DHENKENAL

1505. SKY AUTOMOBILES (6701-4P-04), PLOT NO-136/1103, KATHAGARA , NEARASSAM OIL, NH-42, DHENKANAL. - 759001
PH :7440025919.

JAGATSINGHPUR

1506. NARAYANI MOTORS PVT. LTD. (CFM1-CFM-01), KHATTA NO. 827/221 & 827/222, PLOT NO. 1197 & 1199/3065, MOUZA-MARKHANDPUR, PO PUNABGA, DISTT. JAGATSINGHPUR, ODISHA - 754103
PH :956511213.

JAJPUR

1507. SKY AUTOMOBILES (6701-RZ-05), P.O JAHNA, P.S KORAI, KEONJHAR ROAD, JAJPUR, ORRISA - 7553019
PH :9583011010.

JALESWAR

1508. JYOTE MOTORS (BALASORE) PVT. LTD (BXP1-BXP-01), KHATA NO. 422/744, PLOT NO. 2304 AT P.O. - NAYABAZAR, JALESWAR, DIST.- BALASORE, ODISHA. - 756032
PH :7381072600.

JEYPORE

1509. LEGEND CARS PVT. LTD. (SW01-SW-03), SOURAGUDA,JEYPORE,DISTT-KORAPUT,ORISSA,INDIA - 764001
PH :9437575188.

JHARSUGUDA

1510. ODYSSEY MOTORS PVT LTD (BJU1-BJU-01), KHATA NO. 466/502, PLOT NO. 966, JHARSUGUDA TOWN, UNIT NO. 7, SARBAHAL P.S. ,JHARSUGUDA, ORISSA - 768201
PH :9439548823.

KEONJHAR

1511. JYOTE MOTORS PVT LTD (7U01-7U-01), NH 215, DHRUPADA, BARBIL ROAD, KEONJHAR. - 758001
PH :7064499047.

NAYAGARH

1512. JYOTE MOTORS PVT LTD (0402-DC-02), PLOT NO. 1319/3750, KHANDAPADA, NAYAGARH - 752069
PH :7064499048.

NIMPARA

1513. NARAYANI MOTORS PVT. LTD. (CFL1-CFL-01), PLOT NO. 345/1344, GANESH BAZAR, NIMAPARA, DISTRICT – PURI, ODISHA. - 752106
PH :7381093622.

PALLAHARA

1514. ODYSSEY MOTORS PVT LTD (CHV1-CHV-01), KHATA NO. 260, PLOT NO. 998/3720, PAHALLARA, ODISHA. - 759119
PH :9439817308.

PARADEEP

1515. NARAYANI MOTORS PVT. LTD. (OE01-OE-01), PLOT NO. 1438, UDAYA VIHAR, NEAR DO CHOWKI SQUARE, PARADEEP, ODISHA. - 754141
PH :9583022020.

PARLAKHEMUNDI

1516. SKY AUTOMOBILES (CLG1-CLG-01), PLOT NO. 273, KHATA NO. 78, WARD NO. 1, PARLAKHEMUNDI, GAJAPATI, ORISSA. - 761211
PH :976999977.

PURI

1517. NARAYANI MOTORS PVT. LTD. (4Q01-4Q-01), PLOT NO.1797/2449, KHATA NO.187A/32, AT. BATAMANGLA,PO HAREKRISHNAPUR, BATAGAON, PURI, ODHISA - 752002
PH :9583022220.

RAIRANGPUR

1518. JYOTE MOTORS (BALASORE) PVT. LTD (CES1-CES-01), PLOT NO.1077/2466, PURNAGHATI, RAIRANGPUR, DISTT: MAYURBHANJ, ODISHA - 757046
PH :7064499936.

ROURKELA

1519. ORBIT MOTORS PVT. LTD. (8701-87-01), VEDVYAS, NEAR PAAHADI BAR, ROURKELA,ORRISA - 769041
PH :9437061040.

SAMBALPUR

1520. ODYSSEY MOTORS PVT LTD (D401-D4-01), AINTHAPALI, SAMBALPUR, ORISSA - 768004
PH :7381083571.

SUBARNAPUR

1521. ODYSSEY MOTORS PVT LTD (BUK1-BUK-01), KHATA NO. 32, MOUZA – SANJHINIK, SONEPUR (ALSO KNOWN AS SUBARNAPUR), DISTRICT – SUBARNPUR, ODISHA - 767017
PH :8895418122.

SUNDERGARH

1522. ORBIT MOTORS PVT. LTD. (BWJ1-BWJ-01), M/S ORBIT MOTORS, AT - PATRAPALI, PO SUNDERGARH, BY PASS ROAD, NEAR BJP OFFICE, SUNDERGARH - 770001
PH :8249354447.

UDALA

1523. JYOTE MOTORS (BALASORE) PVT. LTD (CHW1-CHW-01), MOUZA - UDALA, TOWN UNIT NO. 7, NAGBANI, TEHSIL NO. 325, THANA NO. 110, DIST.-MAYURBHANJ, ODISHA. - 757041
PH :8249877935.

ORISSA

BHUBANESWAR

1524. NARAYANI (0403-04-03), KHATA NO-652,PLOT NO 4493, MAUZA PANDRA THANA-RASULGARH,BHUABNESHWAR - 751025
PH :9583001877.

KENDRAPARA

1525. JYOTE MOTORS (SFI1-SFI-01), M/S JYOTE MOTORS, KHATA NO: 351/85, PLOT NUMBER 633, MOUZA-ALBANKA, KENDRAPARA, ODISHA. - 754208
PH :9776615001.

PADAMPUR

1526. ODYSSEY MOTORS (SFB1-SFB-01), M/S ODYSSEY MOTORS, CHARPALLI,PADAMPUR, NEAR REGENCY HOTEL,DISTRICT:BARGARH, ORISSA - 770039
PH :9439314464.

PUDUCHERRY

KARAIKAL

1527. SHENBAKA CARS PVT. LTD. (CCF1-CCF-01), R. S. NO. 173/3PT, T. S. NO. 9/5, WARD, I-BLOCK, NO. 3, KARAIKAL NAGORE MAIN ROAD, VILLAGE - ODUTHURAI REVENUE, NERAVY COMMUNE, KARAIKAL MUNICIPALITY, KARAIKAL. - 609602
PH :04368-227800/1/2.

MADAGADIPET

1528. SHENBAKA CARS PVT. LTD (CUD1-CUD-01), SURVEY NO. 129/4/A/2, MADAGADIPET REVENUE VILLAGE, MADAGADIPET, PONDICHERY - 605 107
PH :8220046178.

PONDICHERY

1529. SHENBAKA CARS PRIVATE LIMITED (9601-96-01), 133/1A, MOOLAKULAM, VILLUPURAM MAIN ROAD, PONDICHERY - 605010
PH :0413-2293391/92/93.

PUNJAB

ABOHAR

1530. TARA AUTOMOBILES (H501-H5-01), SHREE GURU JAMBHESHWAR CHOWK, MALOUT SHREE GANGA NAGAR BYPASS, ABOHAR, PUNJAB - 152116
PH :9876047847.

ADAMPUR

1531. LOVELY AUTOS (CHA1-CHA-01), KHASRA NO.10/7/1, JALANDHAR-HOSHIARPUR HIGHWAY, ADAMPUR DISTT. JALANDHAR - 144102
PH :8288050777.

AJNALA

1532. SWANI MOTORS PVT. LTD. (CBP1-CBP-01), KHASRA NO. 71, AJNALA-AMRITSAR ROAD, VILLAGE - BHARKA TARA SINGH, TEHSIL - AJNALA, DISTRICT - AMRITSAR, PUNJAB. - 143102
PH :8872001731.

AMRITSAR

1533. SWANI MOTORS LTD. (1701-17-01), 81,COURT ROAD, AMRITSAR - 143001
PH :9877482175, 8872000000.
1534. JAYCEE MOTORS (1702-17-01), 274 EAST MOHAN NAGAR, G.T.ROAD, AMRITSAR - 143006
PH :9780038335.
1535. RISHABH FOURWHEELS PVT. LTD. (1703-17-01), ADARSH SOAP COMPLEX, BATALA ROAD, AMRITSAR - 143004
PH :9914841577.
ANANADPUR SAHIB

DEALER WORKSHOP (AS ON 31.03.2022)

1536. CM AUTOSALES PVT. LTD. (OF01-OF-01),
VILLAGE MIYANPUR, NAINA DEVI ROAD,
ANANDPUR SAHIB, TEHSIL, ANANDPUR SAHIB,
DISTT. ROPAR, PUNJAB - 140123
PH :9915022897.

APRA

1537. LOVELY AUTOS (CVW1-CVW-01), SAMRAI
CHOWK PHILLAUR ROAD, VILLAGE - APRA,
TEHSIL - PHILLAUR, DIST.-JALANDHAR, STATE -
PUNJAB. - 144416
PH :9915020515.

AUR

1538. LOVELY AUTOS (CVY1-CVY-01), KHATUNI NO.
479/588, KHASRA NO. 27/20/04(2-18), 21/2(2-10),
VILLAGE - AUR, TEHSIL - NAWASHAR, DIST.-SBS
NAGAR, STATE - PUNJAB. - 144417
PH :9915020510.

BAGHA PURANA

1539. REMIRA MOTORS PVT. LTD. (BAH2-BAH-01),
BUILDING NO.68, OPP. SHINA ENCLAVE, MOGA
ROAD, BAGHA PURANA, DISTT. MOGA,
PIN-142038 - 142038
PH :7087025009.

BALACHAUR

1540. LOVELY AUTOS (XV01-XV-01), NEAR MCDONALD
– GHUGGI JUNCTION), VPO-GARHI KANUGO,
NAWANSHAHR CHANDIGARH HIGHWAY,
CHANDIGARH ROAD, BALACHAUR,
DISTRICT-S.B.S NAGAR, PUNJAB
(NAWANSHAHR) - 144521
PH :9878427910.

BANGA

1541. LOVELY AUTOS (3503-MS-03),
NAWASEHAR-JALANDHAR ROAD, BANGA -
144505
PH :9915028625.

BANUR

1542. TRICITY AUTOS PVT. LTD. (BRT1-BRT-01),
SANDHU MARKET NEAR SALES TAX BARRIER,
BANUR RAJPURA HIGHWAY, BANUR, PUNJAB -
140601
PH :9888882330.

BARNALA

1543. MAX AUTOMOBILES (4S02-4S-01), NR.
HANDIYAN CHOWK, MANSA BYE
PASS, BARNALA, PUNJAB - 151001
PH :285022, 9216529220.

BATALA

1544. PATHANKOT VEHICLEADES PVT. LTD.
(A701-V5-05), NEAR VMS INSTITUTE, SAID
MUBARAK, GT ROAD, BATALA - 143505
PH :9417900850 , 9417900918.

BEGOWAL

1545. MARWAHA AUTOS (BHF2-BHF-01), PELIA TOWN,
BHADAS ROAD, WARD NO. 11, JALANDHAR
ROAD, VPO. BEGOWAL, KAPURTHALA,
PIN-144621, PUNJAB - 144621
PH :9779166004.

BHADSON

1546. HIRA AUTOMOBILES LTD (BAG1-BAG-01),
VILLAGE CHASWAL, NABHA ROAD, BHADSON -
147202
PH :9217048236, 9217048250.

BHAGTA BHAI KA

1547. TARA AUTOMOBILES (BHG1-BHG-01), NEAR
SARPANCH HOUSE, BHAGTA BHAI KA, DISTRICT
– BHATINDA. - 151206
PH :8437030666.

BHATINDA

1548. TARA AUTOMOBILES (7002-70-01), MANSA
ROAD, OPP. I.T.I, BATHINDA - 151001
PH :0164-2235349, 50.

BHIKHIWIND

1549. RISHABH FOURWHEELS PVT. LTD.
(BPK1-BPK-01), KHASRA NO. 67/3/2, 4/1, 7/2, 8/1,
8/2, PIND BHIKHIWIND, TEHSIL – PATTI,
DISTRICT – TARN TARAN, PUNJAB. - 143303
PH :9914708577.

BHOGPUR

1550. LOVELY AUTOS (BRU2-BRU-01), KHASRA NO.
31/114, 17/2 18/2 23, MAIN
JALANDHAR-PATHANKOT HIGHWAY, OPP- AJIT
PALACE, BHOGPUR - 144201
PH :9872030006.

BHULATH

1551. LOVELY AUTOS (CHB1-CHB-01), WARD NO. 1,
NADALA-BEGOWAL ROAD, VPO BHULATH,
DISTRICT – KAPURTHALA, PUNJAB. - 144622
PH :9876541065, 8288050777.

CHUNNI KALAN

1552. HOSHIARPUR AUTOMOBILES (CFG1-CFG-01),
NEAR RAJINDER MOTORS,
SIRHIND-CHANDIGARH ROAD, VILLAGE CHUNNI,
DIST. FATEHGARH SAHIB. - 140307
PH :248005, 9815131766.

DASUYA

1553. HOSHIARPUR AUTOMOBILES (H402-8D-04), OPP
CHEEMA PETROL PUMP, G.T. ROAD, DASUYA -
144205
PH :9815131766, 9872312371.

DERABASSI

1554. AUTOPACE NETWORK PVT LTD (0705-AW-02),
AT NH-2, NEAR DERABASSI, TOLL
BARRIER-DERABASSI - 140507
PH :9815011669.

DEVIGARH

1555. HIRA AUTOMOBILES LTD (OG01-OG-01),
CHANNA MOUR, PEHOWA PATIALA ROAD,
DEVIGARH, DISTT. PATIALA (PUNJAB). - 147111
PH :8872034118, 9217048250.

DORAHA

1556. GULZAR MOTORS (QC02-QC-01), G.T. ROAD,
NEAR ARRICHAN CHOWK, DORAHA, DISTT.
LUDHIANA, PUNJAB. - 141421
PH :9814191122.

FARIDKOT

1557. MAPSKO AUTO INDIA PVT. LTD. (4U02-4U-01),
FARIDKOT- KOTKAPURA ROAD, FARIDKOT,
PUNJAB - 151204
PH :01639- 264001, 7347000520.

FATEHGARH CHURIAN

1558. PATHANKOT VEHICLEADES PVT. LTD.
(BAO1-BAO-01), KHASRA NO. 17 R, DERABABA
NANAK ROAD, FATEHGARH CHURIAN, TEHSIL -
BATALA, DIST.-GURDASPUR, STATE - PUNJAB. -
143 602
PH :9417900850 , 9875930180.

FAZILKA

1559. TARA AUTOMOBILES (H501-4V-03), NH-10, NEAR
SARVHITKARI BAL VIDYA MANDIR, FAZILKA -
152116
PH :9876047847.

FEROZEPUR

1560. BABA AUTOS (7C01-7C-01), MOGA ROAD,
FEROZEPUR CANTT - 152002
PH :8872013211.

GARHSHANKAR

1561. HOSHIARPUR AUTOMOBILES (H402-V4-02), OPP.
COURT, CHANDIGARH ROAD, GARHSHANKAR,
DIST. HOSHIARPUR - 144527
PH :9815131766, 9781543131.

GHANAUR

1562. HIRA AUTOWORLD LLP (CVX2-CVX-01), WARD
NO. 1, OPPOSITE OLD PETROL PUMP GHANAUR
PATIALA ROAD, SUB TEHSIL - GHANAUR, TEHSIL
- RAJPURA, DIST.-PATIALA, STATE - PUNJAB. -
140401
PH :9217048437.

GHOMAN

1563. PATHANKOT VEHICLEADES PVT. LTD.
(CUL1-CUL-01), KHEWAT NO. 36, KHATAUNI NO.
122, KHASRA NO. 11//25 (7-18), VILLAGE -
BALRAMPUR ADDA, KHASBA - GHOMAN. -
143514
PH :8054500130.

GIDDERBAHA

1564. HIRA AUTOMOBILES LTD (AUA1-AUA-01), NEAR
BHARU CHOWK, BATHINDA-MALOUT ROAD,
GIDDERBAHA, DISTT. SRI MUKTSAR SAHIB
(PUNJAB) - 152101
PH :231510, 9217048250.

GORAYA

1565. LOVELY AUTOS (BJR1-BJR-01), NEAR MILAN
PALACE, G.T. ROAD, GORAYA - 144409
PH :9417804049.

GURDASPUR

1566. PATHANKOT VEHICLEADES PVT. LTD.
(A701-4X-03), V.P.O. BABRI NH-15, DIST.
GURDASPUR - 143521
PH :9417900870 , 9878050710.

1567. PATHANKOT VEHICLEADES PVT. LTD.
(A701-4X-06), VPO - JEEWANWAL BABRI, NH-15,
GURDASPUR (PUNJAB) - 143521
PH :9417900870.

HOSHIARPUR

1568. HOSHIARPUR AUTOMOBILES (H402-H4-01),
SINGRIWALA, JALLANDHAR ROAD,
HOSHIARPUR. - 146001
PH :9815131766, 9878632537.

JAGRAON

1569. SANDHU AUTOMOBILES (6206-LT-05), NATIONAL
HIGHWAY-64, JAGRAON - 142026
PH :8437025969.

JAITU

1570. MAPSKO AUTO INDIA PVT. LTD. (YX02-YX-01),
NEAR CANAL, BATHINDA ROAD, JAITO, DISTRICT
– FARIDKOT. - 151202
PH :7347000520.

JALALABAD

1571. TARA AUTOMOBILES (H501-8E-02), F.F. ROAD,
NEAR THANA SADAR, JALALABAD - 152024
PH :9876047847.

JALANDHAR

1572. LOVELY AUTOS (3503-35-01), DR. AMBEDKAR
CHOWK, JALANDHAR CITY - 144001
PH :9915020515.

1573. MARWAHA AUTOS (A UNIT OF INDERJIT
MARWAHA AUTOS PVT. LTD.) (3506-35-01), OPP
DPS SCHOOL, G.T. ROAD, JALANDHAR - 144010
PH :9779166004.

DEALER WORKSHOP (AS ON 31.03.2022)

1574. LOVELY AUTOS (3505-35-01), KHASRA NO. 24/20/4, B D ENCLAVE, VILLAGE - JALANDHAR, DIST.-JALANDHAR, PUNJAB - 144001
PH :9876044001, 9915020515.

JANDIALA GURU

1575. BABA AUTOS (7C01-GL-03), GT ROAD, NEAR TARN TARAN BYE PASS, JANDIALA GURU - 143115
PH :8872013029.

JANDIALA MANJKI

1576. LOVELY AUTOS (BJS1-BJS-01), SANT MARKET, JANDIALA-BUNDALA ROAD, VILLAGE – JANDIALA MANJKI, TEHSIL – NOORMAHAL, DISTRICT – JALANDHAR, PUNJAB. - 144033
PH :7087439797.

KAHNUWAN

1577. PATHANKOT VEHICLEADES PVT. LTD. (CGM1-CGM-01), KHASRA NO.606, VPO-KAHNUWAN, THE. & DISTT. GURDASPUR. - 143528
PH :8288993301.

KAPURTHALA

1578. MARWAHA AUTOS (A UNIT OF INDERJIT MARWAHA AUTOS PVT. LTD.) (4Z02-4Z-01), SIDHU COMPLEX, CIRCLE ROAD - KAPURTHALA, PUNJAB - 144602
PH :9779166004.

KATHU NANGAL

1579. JAYCEE MOTORS (CSP1-CSP-01), KHASRA NO.12/20/2, 21/1 KHATA NO.212/186/229 GILL KHETI STORE, GT ROAD, VILLAGE-KATHUNANGAL, DISTT. AMRITSAR, PUNJAB - 143502
PH :9780038335.

KHANNA

1580. HOSHIARPUR AUTOMOBILES (N302-N3-01), VILLAGE-KAUNI, NEAR GILL PETROL PUMP, GT ROAD, KHANNA, DIST.-LUDHIANA, PUNJAB. - 141401
PH :9888716261.

KHARAR

1581. CM AUTOSALES PVT. LTD. (7K01-JH-03), NH-95, MORINDA ROAD,KHANPUR, KHARAR. DIST. MOHALI - 140301
PH :9915022878.

KILANWALI

1582. HIRA AUTOMOBILES LTD (BFV1-BFV-01), GT ROAD (NH NO. 09), NEAR GURU NANAK COLLEGE, KILANWALI, TEHSIL – MALOUT, DISTRICT – MUKTSAR SAHIB. - 152107
PH :9872034131.

KOTKAPURA

1583. MAPSKO AUTO INDIA PVT. LTD. (BIS2-BIS-01), MOGA ROAD, NEAR GREEN DHABA OPPOSITE FUN PLAZA, KOTKAPURA, DISTRICT – FARIDKOT - 151204
PH :7347000518.

LALRU

1584. AUTOPACE NETWORK PVT LTD (BRJ1-BRJ-01), VILLAGE – LALRU, DERA BASSI, SAS NAGAR MOHALI, PUNJAB. - 140501
PH :9815011669.

LUDHIANA

1585. GULZAR MOTORS LTD. (6204-62-01), G.T.ROAD, DHOLEWAL, OPP. MILITARY CARMP, LUDHIANA - 141003
PH :9814160099.

1586. SANDHU AUTOMOBILES (6206-62-01), DHOLEWAL CHOWK, LINK ROAD, LUDHIANA - 141203
PH :9815600095.

1587. LIBRA AUTO CAR CO. LTD (6207-62-01), G.T. ROAD, NEAR AIRPORT, LUDHIANA - 141020
PH :0160-2512701, 03.

1588. LIBRA AUTO CAR CO. LTD (6207-62-02), G.T ROAD, NEAR AIRPORT, LUDHIANA. - 141020
PH :0160-25035130.

1589. LOVELY AUTO (6209-62-01), BABA NAND SINGH NAGAR, NEAR AYALLI CHOWK, FEROZEPUR ROAD, LUDHIANA – 141001 - 141001
PH :9875928451, 9875928450.

1590. LOVELY AUTOS (6209-62-02), GILL ROAD, NEAR CANAL BRIDGE, LUDHIANA, PUNJAB - 141003
PH :9815069814.

1591. LOVELY AUTOS (6209-62-03), OPPOSITE BHAI BALA SAHIB GURUDWARA, VILLAGE DAD, PAKHOWAL ROAD, LUDHIANA, PIN-141001, PUNJAB - 141001
PH :9815069814.

MACHIWARA

1592. HOSHIARPUR AUTOMOBILES (9T03-9T-01), SAMRALA ROAD, MACHIWARA, NEAR SHEEVA MARRIAGE PALACE - 141115
PH :9875900147.

MAHILPUR

1593. HOSHIARPUR AUTOMOBILES (H402-DD-05), NEAR NEW BUS STAND, CHANDIGARH ROAD, MAHILPUR, DIST. HOSHIARPUR - 146105
PH :9914720424.

MAJITHA

1594. RISHABH FOURWHEELS PVT. LTD. (CDR1-CDR-01), PLOT NO.130, OPP. DANA MANDI, AMRITSAR ROAD, MAJITHA - 143601
PH :9914841577.

MALERKOTLA

1595. MAX AUTOMOBILES (CCI2-CCI-01), MALERKOTLA-LUDHIANA MAIN ROAD, VILLAGE - BHOGIWAL, MALERKOTLA, DIST.-SANGRUR, PUNJAB - 148023
PH :9814403131, 9056903131.

MALOUT

1596. HIRA AUTOMOBILES LTD (6302-LE-05), TINKONI CHOWK, NEAR LIC BUILDING, MALOUT - 152107
PH :299524, 264724,9988417000.

MANDI GOBINDGARH

1597. HOSHIARPUR AUTOMOBILES (U903-U9-01), PLOT GOYAL MOTORS, NEAR YES BANK, MANDI SIRHIND ROAD, NH-1, MANDIGOBINDGARH, PUNJAB. - 147301
PH :9815131766, , 9914119292.

MANSA

1598. TARA AUTOMOBILES (7002-TL-02), BALATA ROAD, NEAR ARVIND NAGAR, MANSA , PUNJAB - 151505
PH :01652-216042.

MEHTA

1599. RISHAB (CDS1-CDS-01), KHASRA NO. 343, BABA BAKALA ROAD, VILLAGE MEHTA CHOW, TEHSIL: BABA BAKALA, DIST AMRITSAR, PUNJAB - 143114
PH :7760315710.

MOGA

1600. REMIRA MOTORS PVT. LTD. (H602-H6-01), INDUSTRIAL AREA, OPPOSITE ITI, GT ROAD, MOGA. - 142001
PH :7087025402.

MOHALI

1601. NAVDESH AUTOS LLP (L105-L1-01), PLOT NO.C-89, INDUSTRIAL AREA, PHASE-7, MOHALI - 160059
PH :8872016453.

1602. CM AUTOSALES PVT. LTD. (0708-L1-03), PLOT NO. B-64, INDUSTRIAL AREA PHASE-7, MOHALI – PUNJAB - 140110
PH :8284800597.

MORINDA

1603. CM AUTOSALES PVT. LTD. (BHH1-BHH-01), KHASRA NO. 1092, CHANDIGARH-SAMRALA ROAD, MORINDA, DIST.-ROPAR, PUNJAB. - 140101
PH :9915022811.

MUKERIAN

1604. HOSHIARPUR AUTOMOBILES (IP01-IP-01), VILL. TALWANDI KALAN, GT ROAD, MUKERIAN - 144211
PH :9815131766, 8437919900.

MUKTSAR

1605. HIRA AUTOMOBILES LTD (6302-J8-03), BHAI COMPLEX, MALOUT ROAD, MUKTSAR, PUNJAB - 152026
PH :9217048250, 9056900042.

MULLANPUR

1606. SANDHU AUTOMOBILES (YY01-YY-01), OPPOSITE DHAKA ROAD, FEROZEPUR ROAD, MULLANPUR - 141101
PH :8437025969.

MULLANPUR GARIBDASS

1607. NAVDESH AUTOS LLP (CVZ2-CVZ-01), H NO. 341, POST OFFICE - MULLAPUR GARIBDASS, TEHSIL - MAJRI, DIST.-SAS NAGAR, STATE - PUNJAB. - 140901
PH :8872004676.

NABHA

1608. HIRA AUTOMOBILES LTD (6302-UF-06), RADHA SWAMI ROAD, NABHA - 147201
PH :9317000004, 9217048250.

NAKODAR

1609. LOVELY AUTOS (3503-5B-04), JALANDHAR ROAD, NEAR MALARI GATE, NAKODAR - 144040
PH :9915028603.

NANGAL

1610. CM AUTOSALES PVT. LTD. (7K01-8F-02), PLOT#36,AJOLI MOR, FOCAL POINT INDUSTRIAL AREA, NAPA NANGAL ,PUNJAB - 140126
PH :9592916811.

NAWANSHAHR

1611. LOVELY AUTOS (3503-J7-02), NAWANSHAHR CHANDIGARH ROAD, VILL.- LANGROHA, DISTT:- NAWANSHAHR, PUNJAB - 144514
PH :9915028682.

NIHAL SINGH WALA

1612. REMIRA MOTORS PVT LTD (QB02-QB-01), BARNALA ROAD, NEAR DEAR BABA SEWA DASS, TEHSIL-NIHALSINGHWALA, DIST.-MOGA. - 142055
PH :7067025009.

PATHANKOT

1613. PATHANKOT VEHICLEADES PVT. LTD. (A701-A7-01), NEAR MAMOON CHOWK, DALHOUSIE ROAD, PATHANKOT, - 145001
PH :8264105000, 9417900883.

1614. PATHANKOT VEHICLEADES PVT. LTD. (A701-A7-04), NEAR A. B. COLLEGE, PATAHANKOT - 145001
PH :9417900828, 9417900842.

PATIALA

1615. HIRA AUTOMOBILES LTD (6302-63-01), 13-B, FACTORY AREA, PATIALA - 147001
PH :2360131, 2360562,9217048250.

DEALER WORKSHOP (AS ON 31.03.2022)

1616. HIRA AUTOMOBILES LTD (6302-63-04), C-20 & C-45, FOCAL POINT, PATIALA, PUNJAB - 147001
PH :2232377, 9217048234, 9217048250.
1617. HIRA AUTOMOBILES LTD (6302-63-07), D-1A, INDUSTRIAL FOCAL POINT, PATIALA (PUNJAB), - 147001
PH :2232295, 2232296, 9217048250.
1618. ATELIER AUTOMOBILES PVT LTD (6303-63-01), VILLAGE MITHUMAJRA, RAJPURA-PATIALA ROAD, NEAR CASABA RESORT, PATIALA - 147001
PH :7527000106, 7527000111.

PATRAN

1619. HIRA AUTOMOBILES LTD (6302-V3-02), NARWANA ROAD, PATRAN, PUNJAB, - 147105
PH :244445, 245788, 9217048250.

PATTI

1620. JAYCEE MOTORS (BQA1-BQA-01), KHASRA NO. 64/19/2/1 KA 16/49 & KHASRA NO. 64/20 KA 29/54, NEAR RADHA SWAMI, TARN TARAN ROAD, VILLAGE - PATTI, DISTT.-TARN TARAN, PUNJAB, - 143416
PH :9780038335.

PHAGWARA

1621. MARWAHA AUTOS (A UNIT OF INDERJIT MARWAHA AUTOS PVT. LTD.) (5C02-5C-01), PLOT NO-62, INDUSTRIAL AREA, NEAR JCT BRIDGE LUDHIANA - 141001
PH :9779166004.

PHILLAUR

1622. LOVELY AUTO (XU01-XU-01), OLD NAWANSHAHR ROAD CIVIL LINE, PHILLAUR, DISTRICT JALANDHAR - 144410
PH :9815069814.

RAIKOT

1623. GULZAR MOTORS PVT LTD (XT02-XT-01), BARNALA BY PASS ROAD, RAIKOT - 141109
PH :9814160099.

RAJPURA

1624. HIRA AUTOWORLD LLP (HK02-HK-01), VILLAGE BADHAK, RAJPUR PATIALA ROAD, RAJPURA - 140401
PH :244881-84, 9217048437,9217048250.

RAMPURA PHUL

1625. TARA AUTOMOBILES (XR01-XR-01), RAMPURA -BARNALA ROAD, RAMPURA PHUL - 151103
PH :01651-266643.

RAYYA

1626. RISHABH FOURWHEELS PVT. LTD. (CAK1-CAK-01), NH-1, GT ROAD RAYYA, TEHSIL – BABA BAKALA, DISTRICT – AMRITSAR. - 143112
PH :9914708577.

ROPAR

1627. CM AUTOSALES PVT. LTD. (7K01-7K-01), CHANDIGARH ROPAR ROAD, ROPAR - 140001
PH :9915022802.

SAMANA

1628. HIRA AUTOMOBILES LTD (BFU1-BFU-01), KEWAT NO. 948/950, KHATUNI NO. 1427, KHASRA NO. 101/27(4-7), PATIALA SAMANA ROAD, SAMANA, DIST.-PATIALA, STATE PUNJAB. - 147101
PH :9217048236.

SANGRUR

1629. MAX AUTOMOBILES (G402-G4-01), DHURI ROAD, SANGRUR, - 148024
PH :01672-239627.

SHAHKOT

1630. LOVELY AUTOS (BHT1-BHT-01), PUBLIC SCHOOL ROAD, SHAHKOT, DISTRICT – JALANDHAR, PUNJAB, - 144702
PH :8437936811.

SIRHIND

1631. HOSHIARPUR AUTOMOBILES (TF03-TF-01), KHEWAT KHATONI NO. 802/1049 & 821/1070 KHEWAT KHAS NO. 43/1/2/1 (1-0), BESIDE SBI BANK, BASSI ROAD, SIRHIND, TEHSIL AND DISTRICT – FATEHGARH SAHIB - 140406
PH :9815131766, 7527082471.

SULTANPUR LODHI

1632. MARWAHA AUTOS (A UNIT OF INDERJIT MARWAHA AUTOS PVT. LTD.) (ZY02-ZY-01), NEAR TALWADI BRIDGE, TALWANDI ROAD, SULTANPUR LODHI, DISTRICT -KAPURTHALA - 144626
PH :9779166004.

TALWANDI BHAI

1633. BABA AUTOS (GMF1-GMF-01), FEROZEPUR ROAD, NEAR FUNISLAND, TALWANDI BHAI, DISTT. FEROZEPUR - 142050
PH :8872013002.

TALWANDI SABO

1634. TARA AUTOMOBILES (ON01-ON-01), TALWANDI RAMA MAIN ROAD, NEAR VILLAGE-JAJJAL, RAMAMANDI,TALWANDI SABO, BHATINDA - 1551302
PH :9646691047, 8437008666.

TALWARA

1635. HOSHIARPUR AUTOMOBILES (H402-LR-07), DAM ROAD, NEAR KALI MATA MANDIR, VILLAGE-NAGAR, TALWARA, PUNJAB - 144216
PH :9815131766, 9781842244.

TANDA

1636. HOSHIARPUR AUTOMOBILES (H402-DE-06), VILL.PULPUKHATA, MIANI ROAD, TANDA - 144203
PH :9815131766, 8437430400.

TARAGARH

1637. PATHANKOT VEHICLEADES PVT. LTD. (BVC1-BVC-01), VILLAGE - RAHIMPUR, VPO-TARAGARH, TEHSIL & DISTT. PATHANKOT, HIMACHAL PRADESH - 143534
PH :9988639963.

TARN TARAN

1638. JAYCEE MOTORS (BLP1-BLP-01), VILLAGE – KAKKA, KANDIALA, NEAR SANDHU PETROL PUMP, AMRITSAR ROAD, TARAN TARAN, PUNJAB - 143401
PH :9780038039.

ZIRA

1639. BABA AUTOS (7C01-GK-02), FEROZEPUR ROAD, ZIRA - 142047
PH :8872013230.

ZIRAKPUR

1640. TRICITY AUTOS (9M01-9M-01), PATIALA HIGHWAY,VILLAGE - NABHA, ZIRAKPIR, PUNJAB - 140603
PH :9988882330.

RAJASTHAN

ABU ROAD

1641. NAVNEET MOTORS (OQ01-OQ-01), PLOT NO. E-26, RIICO AMBAJI INDUSTRIAL AREA, PALANPUR HIGHWAY, ABU ROAD DISTT. SIROHI - 307026
PH :7665000644.

ACHROL

1642. KTL AUTOMOBILE PVT. LTD. (GKD1-GKD-01), #REF! - 303002
PH :7412077022.

AJMER

1643. AJMER AUTO AGENCIES PVT. LTD. (B201-B2-01), SRINAGAR ROAD,AJMER (RAJASTHAN) - 305001
PH :9314955201.
1644. RELAN MOTORS (B203-B2-01), NEAR BIRLA WATER TANK, PARABATPURA BYEPASS, AJMER - 305001
PH :95876 87000, 84400 41027.
1645. RELAN MOTORS (B203-B2-02), F-243 RIICO INDUSTRIAL AREA, PALRA, AJMER - 305001
PH :95876 87000, 87400 16329.
1646. AJMER AUTO AGENCIES PVT. LTD. (B201-B2-05), KHASRA NO.343/2, 344, 345, 347 GHUGHRA GHATI, JAIPUR ROAD, AJMER. - 305001
PH :9314955201.

ALWAR

1647. MG MOTORS (F901-F9-01), MUKESH GENERAL FINANCE COMPANY, ROAD NO. 2, NEAR MEO BOARDING, ALWAR - 301001
PH :9001795520.

1648. MG MOTORS (F901-F9-02), KHASRA NO.803/198, BHUGORE TIRAHA, NEAR ALWAR PUBLIC SCHOOL, JAIPUR ROAD, ALWAR - 301001
PH :9001795520.

ANOOPGARH

1649. AURIC MOTORS (A UNIT OF AUDI MOTORS PVT LTD) (BFE1-BFE-01), PLOT NO. AMEDKAR CHARAHARA,RAILWAY STATION ROAD ,ANUPGARH (ANOOPGARH),DISTT SRI GANGANAGAR . - 335701
PH :9982638516.

ANTA

1650. BHATIA & COMPANY (A UNIT OF BHATIA CORPORATION PVT. LTD.) (CTG2-CTG-01), KOTA-BARAN ROAD, ANTAAH, DIST.-BARAN. - 325502
PH :9413379001.

BAGRU

1651. PREM MOTORS PVT. LTD. (US02-US-01), JAIPUR-AJMER HIGHWAY, BAGRU, DISTRICT-JAIPUR - 303007
PH :01414711118,8058411181.

BALESAR

1652. AURIC MOTORS (A UNIT OF AUDI MOTORS PVT LTD) (CWO1-CWO-01), KHASRA NO. 2167 JODHPUR JAISALMER ROAD, VILL:- BALESAR SATTA, TEH:- BALESAR , DIST:- JODHPUR (RAJ.) - 342203
PH :7412087344.

BALOTRA

1653. LMJ SERVICES LTD. (6502-9G-05), JODHPUR BALOTRA ROAD,BALOTRA, RAJASTHAN - 344022
PH :8005898360.

BANSUR

1654. FORTUNE CARS (A UNIT OF JYOTI AUTOMOBILES PVT LTD) (BQP1-BQP-01), KOTPUTLI ROAD, NEAR SUBHASH CHOWK, BANSUR, RAJASTHAN - 301402
PH :8875005116.

BANSWARA

1655. NAVNEET MOTORS (X903-X9-01), NEAR J.C. MILL,OPPOSITE AKASHWANI,DAHOD ROAD,BANSWARA - 327001
PH :02962-254546, 257596,7665000879.

BARAN

DEALER WORKSHOP (AS ON 31.03.2022)

1656. BHATIA & COMPANY (A UNIT OF BHATIA CORPORATION PVT. LTD.) (6101-PM-03), BESIDE QJHA METAL, ATRU ROAD, BARAN - 325205
PH :8929854244.

BARMER

1657. LMJ SERVICES LTD. (6502-SH-06), G-216, RIICO INDUSTRIAL AREA, BARMER - 344001
PH :8005898360.

1658. LMJ SERVICES LTD. (SH01-SH-01), NH# 68, OPP. SADAR THANA - 344001
PH :8005898360.

BASSI

1659. PREM MOTORS PVT. LTD. (VF02-VF-01), MOHAN PURA BASSI, JAIPUR, RAJASTHAN - 303301
PH :01414711118,8058794151.

BEAWAR

1660. RELAN MOTORS (FL03-FL-01), PLOT NO 1, INDIRA GANDHI UDYOGPURI , AJMER ROAD ,BEAWAR, RAJASTHAN . - 305202
PH :9587687000.

BEGUN

1661. BHATIA & CO (BTD1-BTD-01), BHATIA & CO. (A UNIT OF BHATIA CORPORATION PVT LTD),IN FRONT OF GURUKUL, CHITTOR ROAD,BEGUN, TEHSIL – BEGUN, DISTRICT CHITTORGARH, 312023 - 312023
PH :9837325267.

BEHROR

1662. MG MOTORS (FQ01-FQ-01), B-168, RIICO INDUSTRIAL AREA, PHASE-II, OPP. APEX TUBE, BEHROR, DISTT: ALWAR. - 301701
PH :9001795520.

BHADRA

1663. AURIC MOTORS (A UNIT OF AUDI MOTORS PVT LTD) (BIF1-BIF-01), CHAK NUMBER-8,BARANI, NEAR HISAR BYEPASS BHADRA -BALSAMAND ROAD ,BHADRA. - 335501
PH :9166712222, 9413311745.

BHARATPUR

1664. TM MOTORS PVT. LTD. (5J01-5J-01), BRIJ VIHAR COLONY ,MADARPUR ROAD,BHARATPUR,RAJASTHAN - 321001
PH :9251423392.

BHAWANI MANDI

1665. SUWALKA MOTORS PVT LTD (SDB1-SDB-01), K.NO. 327 MANDAVI OPPOSITE SDM OFFICE JHALAWAR ROAD, BHAWANIMANDI,JHALAWAR- 326502. - 326502
PH :9414242256.

BHILWARA

1666. LOHIA AUTOMOBILES (E301-E3-01), AJMER ROAD,NEAR OCTROI POST,BHILWARA - 311001
PH :7568378555,9462979233.

1667. CHAMPION CARS (UNIT OF PREM CARS PVT. LTD) (E302-E3-01), CHITTORGARH ROAD, BHILWARA, RAJASTHAN. - 311001
PH :01482- 267096,9358130064, 9358130066.

1668. LOHIA AUTOMOBILES (E301-E3-03), PLOT NO. H-11, EVERGREEN TEXTILE PARK, RIICO INDUSTRIAL AREA, PUR ROAD, BHILWARA. - 311001
PH :9667187847.

BHINDER

1669. TECHNOY MOTORS INDIA PVT. LTD. (CBS1-CBS-01), NEAR RAILWAY STATION,SALUMBAR CHOURAHA, BHINDER - 313603
PH :8306111337.

BHINMAL

1670. SHRI KRISHNA AUTOSALES PVT LTD (CQN1-CQN-01), KHASRA NO. 2281, KARADA CROSSING, BHINMAL, DISTRICT - JALORE, RAJASTHAN.
PH :9610242790.

BHIWADI

1671. FORTUNE CARS (A UNIT OF JYOTI AUTOMOBILES PVT LTD) (9H01-9H-01), OPP. INDAG RUBBER,MAIN ROAD ,BHIWADI - 301019
PH :9214794326,8875005116.

1672. FORTUNE CARS (A UNIT OF JYOTI AUTOMOBILES PVT LTD) (9H01-9H-02), F-458-C,RIICO,INDUSTRIAL AREA,BHIWADI - 301019
PH :9214794326,8875005116.

1673. FORTUNE CARS (A UNIT OF JYOTI AUTOMOBILES PVT LTD) (9H01-9H-04), KHASRA NO. 656/431, ALWAR ROAD ,BHIWADI. - 301019
PH :9214794326,8875005116.

BIJAYNAGAR

1674. AJMER AUTO AGENCIES PVT LTD (GLF1-GLF-01), KHASRA NO 39 , AJMER -BHILWARA HIGHWAY CITY -BIJAYNAGAR DISTRICT – AJMER ,RAJASTHAN - 305624
PH :8890902472.

BIJOLIA

1675. LOHIA AUTOMOBILES (E301-UA-02), R/O GOLDEN CORRIDOR, OPP. ASHOK LEYLAND W/S, CHITTOR-BIJOLIA HIGHWAY, BIJOLIA, DIST. -BHILWARA - 311602
PH :7568378555,7230094157.

BIKANER

1676. AURIC MOTORS (A UNIT OF AUDI MOTORS PVT LTD) (7101-71-01), OPP. URMUL DAIRY PLANT,GANGANAGAR ROAD,BIKANER - 334004
PH :1512253984,9414138511.

1677. AURIC MOTORS (A UNIT OF AUDI MOTORS PVT LTD) (7101-71-04), JAIPUR BYE PASS,BIKANER . - 334004
PH :1512230384,8875010507.

1678. AURIC MOTORS (A UNIT OF AUDI MOTORS PVT LTD) (7101-71-05), OPP. AVYYAPPA TEMPLE, K. K. COLONY, BIKANER - 334003
PH :7014063193,9413311949.

1679. DUDI AUTOMOBILES (A UNIT OF DMAS AUTOMOBILES) (7102-71-01), KHASRA NO. 376/33, JAIPUR ROAD, NH-11, BIKANER, RAJASTHAN - 334001
PH :8929834417.

BILARA

1680. LMJ SERVICES LTD. (BZB1-BZB-01), BANGANGA MOD, JODHPUR ROAD, BILARA , RAJASTHAN - 342602
PH :8104698935.

BUNDI

1681. BHATIA & COMPANY (A UNIT OF BHATIA CORPORATION PVT. LTD.) (6101-EF-02), SUMAN PLAZA, NEAR TEACHER'S COLONY, CHITTOR ROAD, OPPOSAITE ICICI ATM, BUNDI - 323001
PH :8929853245.

CHAKSU

1682. K P AUTOMOTIVES PVT LTD (1104-JM-03), TONK ROAD, CHAKSU - 303901
PH :0141-4071111, 4071101,8696934973.

CHIRAWA

1683. AURIC MOTORS (A UNIT OF AUDI MOTORS PVT LTD) (SY02-SY-01), NEAR PILANI CIRCLE, LOHARU ROAD, STATE HIGHWAY-8, CHIRAWA - 333026
PH :01596-217163,7230081668.

CHITTORGARH

1684. BHATIA & COMPANY (A UNIT OF BHATIA CORPORATION PVT. LTD.) (K901-K9-01), PLOT NO. 1001/1-1002/1,NIMBAHERA ROAD,CHITTORGARH - 312001
PH :01472 240999,9549277861.

CHURU

1685. AURIC MOTORS (A UNIT OF AUDI MOTORS PVT LTD) (MD03-MD-01), NEAR DTO OFFICE, JAIPUR ROAD, CHURU - 331001
PH :8696543584.

DANTA RAMGARH

1686. JAMU AUTOMOBILES PVT LTD (CTQ1-CTQ-01), KHASRA NO. 1016/256, VILLAGE - RAMGARH, TEHSIL - DATAH RAMGARH, DIST.-SIKAR. - 332703
PH :9116816905.

DAUSA

1687. VIPUL MOTORS PVT. LTD. (1102-FM-03), AGRA JAIPUR ROAD, DAUSA - 303303
PH :9672211333.

DEGANA

1688. SHRI MANGALAM (SDJ1-SDJ-01), PLOT NUMBER -189 , NEAR NAGAU RAILWAY STATION ROAD, DEGANA - 341503
PH :7230055955.

DEOLI

1689. K P AUTOMOTIVES PVT LTD (Z001-Z0-01), KOTA- JAIPUR HIGHWAY, NH-12, DEOLI - 304804
PH :8696925259.

DEVGARH

1690. LOHIA AUTOMOBILES (CUQ1-CUQ-01), NEAR KRISHI MANDI, KAMLUGHAT ROAD, TEHSIL – DEVGARH, DISTRICT – RAJSAMAND, RAJASTHAN. - 313331
PH :9772626856.

DHOLPUR

1691. TM MOTORS PVT. LTD. (5K01-5K-01), TM MOTORS PVT. LTD., GT ROAD DHOLPUR, RAJASTHAN. - 328001
PH :8094777862.

DIDWANA

1692. SHRI MANGLAM AUTO PVT. LTD. (FT03-FT-01), KHASRA NO. 73, NEAR CHOTI DEVI SCHOOL, LADNU ROAD, DIDWANA , DISTRICT – NAGAU R. - 341303
PH :7230055924.

DUDU

1693. PREM MOTORS PVT. LTD. (BRY1-BRY-01), KHASRA NO.1107 & 1108, OPPOSITE POWER HOUSE SERVICE LANE, NH-8, DUDU. - 303008
PH :8058411181.

DUNGURPUR

1694. NAVNEET MOTORS (4902-GP-02), G-71, INDUSTRIAL AREA, DUNGARPUR - 314001
PH :9414104833,9414104833.

FATEHNAGAR

1695. TECHNOY MOTORS INDIA PVT. LTD. (4903-SV-03), PLOT NO.15, FATENAGAR SANWAR ROAD, UDAIPUR-CHITTORGARH HIGHWAY NO.76, FATEHNAGAR-313205 DISTT. UDAIPUR - 313205
PH :9772564139,9772564139.

GANGAPUR CITY

DEALER WORKSHOP (AS ON 31.03.2022)

1696. PREM MOTORS PVT. LTD. (BUT1-BUT-01), KHASRA NO. 5854, 5858, 5860, 5861, VILLAGE UDAI KALAN, THE GANGAPUR CITY - 322201 PH :8058794122.

GUDHAGORJI

1697. AURIC MOTORS (A UNIT OF AUDI MOTORS PVT LTD) (CGC1-CGC-01), BHORKI ROAD, GUDHAGORJI, DISTRICT – JHUNJHUNUN, RAJASTHAN. - 333022 PH :7412059848.

HANUMANGARH

1698. AURIC MOTORS (A UNIT OF AUDI MOTORS PVT LTD) (7101-S7-03), JUNCTION TOWN ROAD,HANUMANGARH - 335512 PH :01552-231295,9166712222, 9413311745.

HINDAUN

1699. FORTUNE CARS (A UNIT OF JYOTI AUTOMOBILES PVT LTD) (S002-S0-01), KHASRA NO. 737, VILLAGE – PATTI NARAINPUR, NEAR HANUMAN MANDIR, HINDAUN-MAHWA ROAD, HINDAUN. - 322230 PH :7017024146,7017024146.

JAIPUR

1700. VIPUL MOTORS PVT. LTD. (1102-11-01), F-124A,MALVIYA INDUSTRIAL AREA,MALVIYA NAGAR,JAIPUR - 302017 PH :9269117654,8949686508.
1701. K P AUTOMOTIVES PVT LTD (1104-11-01), E-198, SANGANER INDUSTRIAL AREA,MANSAROVAR,JAIPUR - 302020 PH :0141-4071111, 4071101,6377203709, 6377203731.
1702. PREM MOTORS PVT. LTD. (1112-11-02), 12 13,SUDARSHANPURA INDUSTRIAL AREA, JAIPUR - 302006 PH :0141-4711111,8058703388 , 8058794122.
1703. SANGA AUTOMOBILES PVT. LTD. (1110-11-01), SECTOR 35, PRATAP NAGAR,SANGANER, JAIPUR - 302033 PH :9772210922.
1704. VIPUL MOTORS PVT. LTD. (1102-11-05), 29, INDUSTRIAL AREA, JHOTWARA, JAIPUR - 302012 PH :0141-3524203,9672211333.
1705. PREM MOTORS PVT. LTD. (1112-11-01), PLOT NO. E101/1A, VKI , JAIPUR - 302039 PH :01414411123,8929409921.
1706. SATNAM MOTOCORP PVT. LTD. (1113-11-01), PLOT NO. E-524, SITAPURA INDUSTRIAL AREA, JAIPUR – 302 022, RAJASTHAN. - 302022 PH :1412771976,8302390000.
1707. KTL AUTOMOBILE PVT. LTD. (1115-11-01), PLOT NO. 13B, JHOTWARA INDUSTRIAL AREA, JAIPUR. - 302012 PH :7412077022.

1708. PREM MOTORS PVT. LTD. (1112-11-03), PLOT NO. B-12, MALVIYA NAGAR, JAIPUR - 302017 PH :9358715550,8929409921.
1709. KTL AUTOMOBILES (1115-11-02), KHASRA NO 1210-1216/2959 , BHANKROTA , TEH SANGANER , DISTRICT JAIPUR. - 302026 PH :7412077007.
1710. KTL AUTOMOBILES (1115-11-03), ORBIT MALL CIVIL LINES METRO STATION AJMER ROAD ,JAIPUR. - 302006 PH :7412077007.

JAISALMER

1711. LMJ SERVICES LTD. (5L01-5L-01), PLOT NO.36, 37, MAHESH REFUGEE COLONY,HDC SOCIETY, DABLA ROAD, JAISALMER (RAJASTHAN) - 345001 PH :8005898360.

JAITARAN

1712. LMJ SERVICES LTD. (BNY1-BNY-01), KHASRA NO. 784, JAIPUR-JODHPUR BYE PASS ROAD, JAITARAN, DIST.-PALI. - 306302 PH :9269971266.

JALORE

1713. SHRI KRISHNA AUTOSALES PVT LTD (VD01-VD-01), KHASRA NO.6809/2616, 2623, INDUSTRIAL AREA, JALORE-BHINMAL ROAD, JALORE - 343001 PH :2973211613,9829203644.

JAMWA RAMGARH

1714. K P AUTOMOTIVES PVT LTD (BZL1-BZL-01), KHASRA NUMBER -228/169,OPP UDAY AUTOMOBILES,JAIPUR ALWAR ROAD –JAMWA RAMGRAH. - 303109 PH :6377203709, 6377203731.

JHALAWAR

1715. BHATIA & COMPANY (A UNIT OF BHATIA CORPORATION PVT. LTD.) (6102-RV-02), OPP. BALAJI KI CHHATRI , KHEL CIRCULAR STADIUM, BUS STAND ROAD, JHALAWAR - 326001 PH :9413350336.

JHUNJHUNU

1716. AURIC MOTORS (A UNIT OF AUDI MOTORS PVT LTD) (FN03-FN-02), E1-2, AUTOMOBILES SERVICE SECTOR, RIICO INDUSTRIAL AREA, PHASE-2, SIKAR JAIPUR ROAD, JHUNJHUNU. - 333001 PH :01592-250045,7412087489.

JOBNER

1717. PREM MOTORS PVT. LTD. (BRD1-BRD-01), KHASRA NO. 758 & 754, BABER WALON KI DHANI, JOBNER, TEHSIL – PHULERA, DISTRICT –JAIPUR, RAJASTHAN - 303328 PH :8058411181.

JODHPUR

1718. LMJ SERVICES LTD. (6502-65-01), PRATAP NAGAR,JODHPUR - 340002 PH :9950496202.
1719. LMJ SERVICES LTD. (6502-65-04), OPP TO RFC OFFICE,NEW POWER HOUSE ROAD,JODHPUR - 342003 PH :8094011127.
1720. SHRI KRISHNA AUTOSALES PVT LTD (6503-65-01), 32-A,HEAVY INDUSTRIAL AREA,NR FCI GODOWNS, JODHPUR - 342005 PH :2912748402,9001894669.
1721. LMJ SERVICES LTD. (6502-65-09), B-8,9,10, MARUDHAR INDUSTRIAL AREA, PHASE 1, BASNI, JODHPUR - 342008 PH :8094011147.
1722. LMJ SERVICES LTD. (6502-65-0C), 21/1, PAL MAIN BALOTRA ROAD, NEAR D.P.S. CIRCLE, JODHPUR - 342002 PH :7230057721.
1723. AURIC MOTORS (A UNIT OF AUDI MOTORS PVT LTD) (6504-65-01), C-62 BASNI INDUSTRIAL AREA, PHASE-1, JODHPUR - 342005 PH :7412059839.
1724. LMJ SERVICES LTD. (6502-65-0D), PARSHWANATH COLONY, KAYLANA ROAD, JODHPUR. - 342 001 PH :8696916455.
1725. LMJ SERVICES LTD. (6502-65-10), KHASRA NO. 357/5, BANAR ROAD, OPPOSITE VIDHYA PUBLIC SCHOOL, JODHPUR, RAJASTHAN - 342 003 PH :7222002424.

KAPRAIN

1726. BHATIA & COMPANY (A UNIT OF BHATIA CORPORATION PVT. LTD.) (BGG1-BGG-01), MEGA HIGHWAY ROAD, NEAR PETROL PUMP, KAPRAIN DISTT. BUNDI - 323301 PH :9413379001.

KEKRI

1727. AJMER AUTO AGENCIES PVT. LTD. (B201-GZ-03), KOTA SAWAR ROAD,KEKRI - 305404 PH :9314955201.

KHERLI

1728. MG MOTORS (BZE1-BZE-01), KHERLI KATHUMAR ROAD, VILLAGE KHERLI, DISTT. ALWAR, RAJASTHAN - 321606 PH :9001795520.

KHERWARA

1729. TECHNOY MOTORS (SEE1-SEE-01), OPP. ATITHI PALACE, VILLAGE BADLA, NH 8,KHERWARA, TEHSIL – KHERWARA, DISTRICT – UDAIPUR, RAJASTHAN PIN CODE: 313803 - 313803 PH :9530396845.

KISHANGARH

1730. AJMER AUTO AGENCIES PVT LTD (TU01-TU-01), R K LINK ROAD, - 305802 PH :9314391011.

KISHANGARH BAS

1731. FORTUNE CARS (A UNIT OF JYOTI AUTOMOBILES PVT LTD) (9H01-TU-03), KISHANGARH BIWADI HIGHWAY, NEAR KISHANGARH, DISTRICT ALWAR - 301405 PH :8875007753,8875007753.

KOTA

1732. BHATIA & COMPANY (A UNIT OF BHATIA CORPORATION PVT. LTD.) (6101-61-01), 13-16 B,INDUSTRIAL ESTATE, KOTA - 324007 PH :8929400447.
1733. BHATIA & COMPANY (A UNIT OF BHATIA CORPORATION PVT. LTD.) (6102-61-01), AUTO MOBILE ZONE,G-11/12 INDUSTRIAL AREA, KOTA - 324005 PH :0744-2439008,2439006,9587894887.
1734. BHATIA & COMPANY (A UNIT OF BHATIA CORPORATION PVT. LTD.) (6101-61-04), 3(K),CHAMBAL INDUSTRIAL AREA,KOTA,RAJASTHAN - 324007 PH :8929400447.
1735. BHATIA & COMPANY (A UNIT OF BHATIA CORPORATION PVT. LTD.) (6101-61-05), E-46, CHAMBAL INDUSTRIAL AREA, KOTA - 324007 PH :8929400447.
1736. BHATIA & COMPANY (A UNIT OF BHATIA CORPORATION PVT. LTD.) (6101-61-06), PLOT NO. E-222, ROAD NUMBER 5, INDRAPRASTHA INDUSTRIAL AREA, KOTA, RAJASTHAN. - 324005 PH :0744-2439008,2439006,9587894887.
1737. SUWALKA MOTORS PVT. LTD. (6104-61-01), RIDDHI SIDDHI NAGAR, KUNHARI, BUNDI ROAD, KOTA, RAJASTHAN. - 324008 PH :0744-2661226,7742121212.

KOTPUTLI

1738. PREM MOTORS PVT. LTD. (MH09-MH-01), NH-8, BUCHARA COLONY, OPP. SHAKTI VIHAR, KOTPUTLI, JAIPUR - 303108 PH :01414711118,8058411181.
1739. PREM MOTORS PVT. LTD. (MH09-MH-02), KHASRA NO- 636, KOTPUTLI, DIST. JAIPUR, RAJASTHAN - 303108 PH :01414711118,8058411181.

KUCHAMAN

1740. SHRI MANGLAM AUTO PVT. LTD. (VA02-VA-01), SUDARSHAN NAGAR, BURSUA ROAD, KHASRA NO.148, KUCHAMAN. - 341508 PH :7230055928.

LADNU

DEALER WORKSHOP (AS ON 31.03.2022)

1741. SHRI MANGLAM AUTO PVT. LTD. (CUP1-CUP-01),
KHASRA NO. 1011, SUJANGARH ROAD, LADNUN
- 341306
PH :7412044506.

LALSOT

1742. VIPUL MOTORS PVT. LTD. (BZF1-BZF-01), PLOT
NO.22.23, KHASRA NO.1502-03, NARAYAN
VIHAR, SAWAI MADHOPUR ROAD, LALSOT,
RAJASTHAN - 303502
PH :9672211333.

LUNI

1743. LMJ SERVICES (SFD1-SFD-01), NEAR SBI BANK,
SALAWAS ROAD,LUNI, TEHSIL – LUNI,DISTRICT
– JODHPUR,RAJASTHAN PIN CODE: 342802 -
342802
PH :8094011126.

MAHWA

1744. VIPUL MOTORS PVT. LTD. (BKZ1-BKZ-01),
KHASRA NO.37/384, BHARATPUR ROAD
BZE-PASS, N.H.-11, MAHWA, DISTT. DAUSA
(RAJASTHAN) - 321608
PH :9672211333.

MAKRANA

1745. SHRI MANGLAM AUTO PVT. LTD. (CFX1-CFX-01),
KHASRA NO. 609/4, NEAR BAJAJ SHOWROOM,
MANGLANA ROAD, MAKRANA, DISTRICT –
NAGAUUR. - 341505
PH :7230055934.

MALPURA

1746. K P AUTOMOTIVES PVT LTD (BLB1-BLB-01),
PLOT NO.07, SHRI KALYAN NAGAR COLONY,
JAIPUR-KEKRI ROAD, MALPURA - 304502
PH :8696925262.

MANDALGARH

1747. CHAMPION (SHA1-SHA-01), OPP. MODEL
SCHOOL, BIJOLIA ROAD, MANDALGARH,
DISTRICT – BHILWARA, PIN-311604, RAJASTHAN
- 311604
PH :9837325267.

MERTA

1748. SHRI MANGLAM MOTORS (NG03-NG-01),
KHASRA NUMBER 1679, NH-89,MERTA
,RAJASTHAN. - 341510
PH :9116007201.

NAGAUR

1749. SHRI MANGLAM AUTO PVT. LTD. (HL03-HL-01),
KHASRA NO. 1479/982 & 1478/83, BIKANER
ROAD, NAGAUR. - 341 001
PH :9116008624.

NAINWA

1750. BHATIA & COMPANY (A UNIT OF BHATIA
CORPORATION PVT. LTD.) (CTJ1-CTJ-01),
UNIARA ROAD, OPP: PETROL PUMP, NAINWA,
DIST. KOTA - 323801
PH :9413379001.

NASIRABAD

1751. AJMER AUTO AGENCIES PVT. LTD. (B201-VB-04),
CHAVANI BOARD NO:1613, HAWA CHAKKI,
NASIRABAD ROAD, NASIRABAD, DISTT. AJMER -
305601
PH :9314955201.

NATHDWARA

1752. LOHIA AUTOMOBILES (X201-TZ-02), NH-8, LAL
BAG, NATHWARA, DISTRICT: RAJSAMAND -
313301
PH :8306009399.

NEEM KA THANA

1753. JAMU AUTOMOBILES PVT LTD (K701-TV-03),
NEAR TOLL PLAZA, KOTPUTLI ROAD, NEEM KA
THANA, SIKAR - 332713
PH :9116816905,9116816905.

NEEMRANA

1754. FORTUNE CARS (A UNIT OF JYOTI
AUTOMOBILES PVT LTD) (OP01-OP-01), F-42 &
42(B), PHASE-1, NEEMRANA, TEHSIL: BEHROR,
DISTT. ALWAR - 301705
PH :9610715222,9636139386.

NIMBAHERA

1755. BHATIA & COMPANY (A UNIT OF BHATIA
CORPORATION PVT. LTD.) (CTH1-CTH-01), PLOT
NO. 7-8, 33-34, 35-36, NIMBAHERA, DIST.
-CHITTORGARH. - 312601
PH :9772378681,9772378681.

NIWAI

1756. K P AUTOMOTIVES PVT LTD (BLA1-BLA-01),
VANASTHALI CIRCLE, NEAR PRATEEK GAS
AGENCY, TONK ROAD, NIWAI, DISTRICT – TONK.
- 304021
PH :8696925262.

NOHAR

1757. AURIC MOTORS (A UNIT OF AUDI MOTORS PVT
LTD) (VE02-VE-01), OPP. RAILWAY STATION,
NOHAR, DISTRICT-HANUMANGARH - 335523
PH :0155-5221485,7412059821, 8875010541.

NOKHA

1758. AURIC MOTORS (A UNIT OF AUDI MOTORS PVT
LTD) (IS01-IS-01), F-46, RIICO EXTENSION,
NOKHA INDUSTRIAL AREA, NOKHA DISTT-
BIKANER (RAJASTHAN) - 334803
PH :7412059805.

PADAMPUR

1759. DUDI MOTORS (SGC1-SGC-01), NEAR BASANT
PLACE, BHAGAT SINGH CHOWK, KARANPUR
ROAD, PADAMPUR SRI GANGANAGAR 335041 -
335041
PH :8619215475.

PALI

1760. LMJ SERVICES LTD. (6502-J9-03), KHASRA NO.
771/1, JODHPUR PALI ROAD, PALI - 306401
PH :9269971266.

PAOTA

1761. K P AUTOMOTIVES PVT LTD (BRH1-BRH-01),
PATTA SANKHYA 31, MISAL SANKHYA 89, NEAR
BAMORIA PETROL PUMP, NH-8, PAOTA,
RAJASTHAN. - 303106
PH :6377203709, 6377203731.

PARTAPUR

1762. NAVNEET MOTORS (BKY1-BKY-01),
AAASHAPURA CHAURAHA, BHAGORA MOR,
NEAR AAASHAPURA MANDIR, PARTAPUR
,RAJASATHAN - 327024
PH :9001550644.

PHALODI

1763. SHRI KRISHNA AUTOSALES PVT LTD
(BQI1-BQI-01), OPP. RCP GUEST HOUSE,
NAGAUR KHICHAN ROAD, PHALODI, RAJASTHAN
- 342301
PH :9116011958.

PHULERA

1764. KTL AUTOMOBILE PVT. LTD. (CUS1-CUS-01),
KHASRA NO. 21 TO 24 AND PLOT NO. 189 IN
RAM VIHAR COLONY, PANCHBHATI, PHULERA,
DISTRICT - JAIPUR, RAJASTHAN - 303338
PH :7412077022.

PINDWARA

1765. NAVNEET MOTORS (CQP1-CQP-01), OPPOSITE
WOLKEM FACTORY, SIROHI ROAD, PINDWARA,
DIST. - SIROHI. - 307022
PH :7230036616,7230019849.

PIPAR

1766. LMJ SERVICES LTD. (BT11-BTI-01), KHASRA NO.
1095, PIPAR CITY, DIST.-JODHPUR. - 342601
PH :9462616268.

PISANGAN

1767. AJMER AUTO AGENCIES PVT. LTD.
(CTL1-CTL-01), PLOT NO.11, SHIV VIHAR
COLONY, MANGLIYAWAS ROAD, PISANGAN,
DISTRICT – AJMER, RAJASTHAN. - 305204
PH :9314955201.

PRATAPGARH (RAJASTHAN)

1768. BHATIA & COMPANY (A UNIT OF BHATIA
CORPORATION PVT. LTD.) (PN01-PN-01),
CHITTORGARH-PRATAPGARH ROAD,
GRAM-BAMBOTARA, PRATAPGARH (RAJASTHAN)
- 312605
PH :9571274999.

RAIPUR

1769. LMJ SERVICES LTD. (CRZ1-CRZ-01), NATIONAL
HIGHWAY, PALI ROAD, VILLAGE – RAIPUR,
DISTRICT – PALI. - 306304
PH :9269971266.

RAISINGHNAGAR

1770. AURIC MOTORS (A UNIT OF AUDI MOTORS PVT
LTD) (BHK1-BHK-01), PLOT NO. H-2, INDUSTRIAL
AREA, RAISINGHNAGAR, DISTRICT –
SRIGANGANAGAR. - 335051
PH :9982638516.

RAJGARH

1771. MG MOTORS (IY01-IY-01), ALWAR SIKANDRA
MEGA HIGHWAY, VILLAGE DIGAWARA, TEHSIL
RAJGARH DISTT. ALWAR - 301408
PH :9001795520.

1772. AURIC MOTORS (A UNIT OF AUDI MOTORS PVT
LTD) (CGD1-CGD-01), NH-65, OPP. BHAGAT
SINGH CHOWK, RAJGARH DISTT. CHURU, -
331023
PH :9602261977.

RAJSAMAND

1773. LOHIA AUTOMOBILES (X201-X2-01), BHILWARA
ROAD,KHANKROLI,RAJSAMAND DISTT,
RAJSAMAND - 313301
PH :8306009399.

RAMGANJMANDI

1774. BHATIA & COMPANY (A UNIT OF BHATIA
CORPORATION PVT. LTD.) (BAZ1-BAZ-01),
KHAIRABAD ROAD, KHASARA NO. 753, A.S.I
COLONY, RAMGANJ MANDI - 326519
PH :9414085790.

RATANGARH

1775. AURIC MOTORS (A UNIT OF AUDI MOTORS PVT
LTD) (BHJ1-BHJ-01), PLOT NO. AREA F-186
INDUSTRIAL AREA, RATANGARH. - 331 022
PH :7412087301.

RAWATBHATA

1776. BHATIA & COMPANY (A UNIT OF BHATIA
CORPORATION PVT. LTD.) (JQ01-JQ-01), NEAR
INDIAN OIL PETROL PUMP, KOTA ROAD,
RAWATBHATA , DIST. CHITTORGARH,
RAJASTHAN. - 323307
PH :-,9587894887.

RENWAL MANJHI

DEALER WORKSHOP (AS ON 31.03.2022)

1777. PREM MOTORS PVT. LTD. (GKZ1-GKZ-01),
KHASRA NUMBER 2286/110,OPP ROHINI NAGAR
1 ,JAIPUR BHILWARA HIGHWAY
.RENWAL,TEHSIL PHAGI JAIPUR ,RAJASTHAN
(303904) . - 303904
PH :01414711118,9928494441.

REVDAR

1778. TECHNOY MOTORS INDIA PVT. LTD.
(CRY1-CRY-01), OPP. TIRUPATI PETROL PUMP,
KAROTI ROAD, REVDAR, DISTT. SIROHI,
RAJASTHAN . - 307514
PH :9116653766,9116653766.

SAGWARA

1779. TECHNOY MOTORS INDIA PVT. LTD.
(CK01-CK-01), BANSWARA ROAD, CHUNGINAKA,
NR. CENTRAL JAIL. SAGWARA, DUNGARPUR
DISTT. RAJASTHAN - 314025
PH :02966254767,7230088824.

SALUMBAR

1780. NAVNEET MOTORS (BZH1-BZH-01), GANESH
GHATI, BANSWARA ROAD, SALUMBAR, DISTRICT
– UDAIPUR. - 313027
PH :7665887444.

SAMBHAR

1781. KTL AUTOMOBILE PVT. LTD. (CVD1-CVD-01),
PLOT NUMBER -C1 NEAR SHAKUMARI PG
COLLEGE , PHULERA ROAD , SAMBHAR 303604
- 303604
PH :7412077022.

SANCHORE

1782. SHRI KRISHNA AUTOSALES PVT LTD
(GY01-GY-01), PLOT NO. 217, KHASRA NO. 844,
865, 867, MANMOHAN SINGH PARK, NH-15,
BARMER ROAD, SANCHORE, DIST.-JALORE. -
343041
PH :9636224546.

SANGOD

1783. BHATIA & COMPANY (A UNIT OF BHATIA
CORPORATION PVT. LTD.) (GLG1-GLG-01),
KHASRA NO 1637 , SANGOD BAPAPAR MAIN
ROAD .SANGOD - 325601
PH :9413353999.

SARDARSHAHAR

1784. AURIC MOTORS (A UNIT OF AUDI MOTORS PVT
LTD) (BID1-BID-01), KHASRA NO.134, MOTOR
MARKET , RATANGARH SARDARSHAHAR ROAD,
SARDARSHAHAR DISTT. CHURU, RAJASTHAN -
331403
PH :9799833995.

SAWAI MADHOPUR

1785. PREM MOTORS PVT. LTD. (FY03-FY-01), PLOT
NO.14, RIICO INDUSTRIAL AREA, KHERDA,
SAWAI MADHOPUR - 322001
PH :01414711118,9358725409.

SHAHPURA

1786. K P AUTOMOTIVES PVT LTD (1104-NH-05),
VILLAGE RAJPURA,GRAM PANCHAYAT
BIDARA,NH-8, SHAHPURA - 303103
PH :0141-4071111, 4071101,8696934964,
9358220012.
1787. LOHIA AUTOMOBILES (CCP1-CCP-01),
OPPOSITE LIC OFFICE, BHILWARA ROAD,
SHAHPURA DISTT. BHILWARA - 311404
PH :7568378555,9462979238.

SIKAR

1788. JAMU AUTOMOBILES PVT LTD (K701-K7-01),
F-54 ,JAIPUR ROAD (NH-11),SIKAR - 332001
PH :9116816905,9116816905.

SIROHI

1789. NAVNEET MOTORS (4902-LK-03), PLOT NO.
8,BHADRANAGAR NAGAR, ANADRA ROAD,
SIROHI - 307001
PH :779960989.

SIVANA

1790. LMJ SERVICES LTD. (CCO1-CCO-01), BALOTRA
ROAD, SIWANA, DISTRICT - JODHPUR,
RAJASHTHAN. - 344044
PH :8005898360.

SOJAT

1791. LMJ SERVICES LTD. (BWI1-BWI-01), KHASRA
NO. – 186/1, NH-8, NEAR ASHOK LEYLAND
WORKSHOP, SARDARPURA, SOJAT ,
RAJASTHAN - 306104
PH :9269971266.

SRI DUNGARGARH

1792. AURIC MOTORS (A UNIT OF AUDI MOTORS PVT
LTD) (BIG1-BIG-01), 1563/1273, NH-11,
MOMASAR BASS, DUNGARGARH, DISTRICT -
BIKANER, RAJASTHAN. - 331803
PH :9414138511.

SRI KARANPUR

1793. AURIC MOTORS (SDL1-SDL-01), PADAMPUR
ROAD, NEAR DHAN MANDI, SRI
KARANPUR,TEHSIL – SRI KARANPUR, DISTRICT
– SRI GANGANAGAR,RAJASTHAN, PIN CODE:
335073 - 335073
PH :8875088998.

SRI MADHOPUR

1794. JAMU AUTOMOBILES PVT LTD (BZD1-BZD-01),
WARD NO.4, RINGUS ROAD, SRI MADHOPUR
DISTT. SIKAR. - 332715
PH :9116816905.

SRIGANGANAGAR

1795. AURIC MOTORS (A UNIT OF AUDI MOTORS PVT
LTD) (U201-U2-01), NEW AUTOMOBILE
MARKET,SURATGARH-HANUMANGARH ROAD,
SRIGANGANAGAR - 335001
PH :0154-2465226,7412059837 .
1796. AURIC MOTORS (A UNIT OF AUDI MOTORS PVT
LTD) (U201-U2-03), CHAK 1G CHOTI, NH15,
SRIGANGANAGAR, RAJASTHAN - 335001
PH :8875911503.

SUJANGARH

1797. AURIC MOTORS (A UNIT OF AUDI MOTORS PVT
LTD) (BRB1-BRB-01), KHASRA NO.459/333,
SALASAR ROAD, NEAR ANAJ MANDI,
SUJANGARH , DISTT. CHURU - 331507
PH :8875011561.

SULTANPUR

1798. SUWALKA MOTORS PRIVATE LIMITED
(GKY1-GKY-01), KHASRA NUMBER 485, NEAR
PETROL PUMP , SULTANPUR ROAD ,
SULTANPUR , DISTT KOTA - 325204
PH :7742121212.

SUMERPUR

1799. LMJ SERVICES LTD. (6502-VC-08), G-14
JAKHAMATA INDUSTRIAL AREA, OPP.
DASHEREA GROUND, SUMERPUR - 306902
PH :8094002633.

SURATGARH

1800. AURIC MOTORS (A UNIT OF AUDI MOTORS PVT
LTD) (U201-LG-02), OPP. RELIANCE PETROL
PUMP,NH-15, SURATGARH - 335804
PH :8875012667.

TONK

1801. K P AUTOMOTIVES PVT LTD (GM01-GM-01),
F-94, RIICO INDUSTRIAL AREA, TONK ,
RAJASTHAN - 304001
PH :9549651972.

UDAIPUR

1802. NAVNEET MOTORS (4901-49-01), 7 CITY
STATION ROAD,UDAIPUR - 313001
PH :7230046375.
1803. NAVNEET MOTORS (4902-49-01), S-140,MADRI
INDUSTRIAL AREA,OPP. BSNL OFFICE, UDAIPUR
- 313002
PH :0294- 2494451-54,7665000881.
1804. TECHNOY MOTORS INDIA PVT. LTD.
(4903-49-02), NH-8, GOVERDHAN VILLAS,
DEVALI, NEAR JEEVAN TARA RESORT, UDAIPUR
- 313002
PH :7073468292.

1805. TECHNOY MOTORS INDIA PVT. LTD.
(4903-49-04), KHASRA NO. 546, 547, 554 AND
555, NEAR CHITRAKOOT NAGAR, OPP.
BHIRAVGARH HOTEL, SUKHER, TEHSIL –
BADGAON, UDAIPUR, RAJASTHAN. - 313001
PH :7297062111,9116101063.

SIKKIM

GANGTOK

1806. ENTEL MOTORS (B902-B9-01), 6TH MILE,
P.O.TADONG, GANGTOK, SIKKIM - 737102
PH :9933031828
9933032059.

JORTHANG

1807. ENTEL MOTORS (ND02-ND-01), PIPEALEY
ROHTAK, NEAR JNU SCHOOL, WEST SIKKIM,
JORTHANG - 737121
PH :9733164882
9933009934.

TAMIL NADU

ALANDURAI

1808. AADHI CARS PVT. LTD. (CTO1-CTO-01), NO.69/1
A, SIRUVANI MAIN ROAD, URIPALLAM PUDHUR,
ALANDURAI, COIMBATORE (TAMIL NADU) -
641101
PH :8754045816.

AMBASAMUNDRAM (AMBAI)

1809. AADHI CARS PVT. LTD. (BXT1-BXT-01), DOOR
NO. 2/253, SURVEY NO. 104/2, RTO OFFICE
ROAD, VILLAGE - VAGAIKULAM,
AMBASAMUNDRAM. - 627 401
PH :7397188858.

ANAMALAI

1810. ABT (CHE1-CHE-01), SITE NO. 6/12, NEAR ABT
SAMUGA KOODAM, SETHUMADAI ROAD,
ANAMALAI, COIMBATORE DISTRICT, TAMILNADU
- 642 104
PH :9788174244.

ANNUR

1811. JAIKRISHNAA AUTOSALES PVT. LTD.
(DN01-DN-01), SF NO.266/1B, OTTRAPALAYAM
VILLAGE, OPP. TO KG SCHOOL,
ANNUR,COIMBATORE (DIST), TAMILNADU -
641653
PH :9788850733.

ANTHIYUR

1812. SREE SARADHAMBAL AUTOMOBILES PVT LTD
(CUX1-CUX-01), SURVEY NO.495/4, OLD
NO.724B, KANCHI THOTTI THOTTAM, BHAVANI
MAIN ROAD,ANTHIYUR. - 638501
PH :8754086777 .

ARAKKONAM

DEALER WORKSHOP (AS ON 31.03.2022)

1813. GANESH CARS PVT. LTD. (BKQ1-BKQ-01),
SURVEY NO. 556A/3, VILLAGE – ICHIPUDHUR,
TALUKA – ARAKKONAM, VELLORE. - 631003
PH :9842345399.

ARIYALUR

1814. PILLAI & SONS MOTOR CO. (EB01-EB-01),
NO. 1/1 , NEAR ULAVAR SANTHAI,
JAYAMKONDAM ROAD, ARIYALUR (TAMIL NADU).
- 621704
PH :04329-228300, 9442281302.

ARNI

1815. GANESH CARS PVT. LTD. (BKP1-BKP-01), DOOR
NO. 1151/3, VELLORE MAIN ROAD, OPPOSITE
TO HERO MOTORS SHOWROOM,
RATNAMANGALAM BUS STOP, ARNI,
THIRUVANAMALAI, TAMIL NADU. - 632301
PH :9585553266.

ARUPPUKKOTTAI

1816. ASIR AUTOMOBILES PVT LTD (CWF1-CWF-01),
SURVEY NO. 205/1, 5/5C, NEHRU NAGAR,
ARUPPUKKOTTAI TO MADURAI BYPASS ROAD,
ARUPPUKKOTTAI, DIST.-VIRUDHUNAGAR. - 626
101
PH :9944059911.

ATTUR

1817. S.M.CAR PVT. LTD. (QT02-QT-01), SF NO.
351/10A, SALEM TO CHENNAI BY PASS ROAD,
APPAMASAMDURAM, ATTUR, SALEM. - 636108
PH :7094440057.

AVADI

1818. VISHNU CARS PVT. LTD. (5P01-5P-01), SURVEY
NO. 146, 147/1F & 147/G, NO. 17 VILLAGE –
KAVARAPALAYAM, CTH ROAD, AVADI, DISTRICT
– THIRUVALLUR, CHENNAI, TAMIL NADU - 600054
PH :7338888021,
7358024470.

AVINASHI

1819. SHASHTI CAR PVT LTD (CLK1-CLK-01), SURVEY
NO. 373/1E, THEEKU THOTTAM,
NALLIGOUNDANPALAYAM, PALANGARAI,
KUPOUDAMPALAYAM POST, NH ROAD, AVINASHI
EAST, TIRUPPUR DISTRICT, TAMILNADU -
641654
PH :9942903319.

BHAVANI

1820. SREE SARADHAMBAL AUTOMOBILES PVT LTD
(H701-IG-05), NO.5/1072, LAKSHMI NAGAR,
NH-47, VASAVI COLLEGE (P.O.), BHAVANI,
ERODE (DIST), TAMIL NADU. - 638316
PH :9597385777.

CHENGALPETTU

1821. AIE CARS (A UNIT OF AI ENTERPRISES PVT LTD)
(BBS1-BBS-01), PLOT NO. 98/1, PULIPAKKAM
VILLAGE, CHENGALPETTU,
DISTRICT-KACHEEPURAM, TAMIL NADU. -
603002
PH :7299057387.

1822. AIE CARS (A UNIT OF AI ENTERPRISES PVT LTD)
(BBS1-BBS-02), DOOR NO. 41, GST ROAD,
PULIPAKKAM, CHANGELPET, TAMILNADU -
603202
PH :7299057387.

CHENGAM

1823. GANESH CARS PVT. LTD. (BUP1-BUP-01),
SURVEY NO. 293/3A, 3A1,VILLAGE -
THUKAPETTAI, CHENGAM, DIST.
-TIRUVANNAMALAI. - 606 701
PH :7397395289.

CHENNAI

1824. ABT LIMITED (1401-14-01), 102, MOUNT ROAD,
GUINDY, CHENNAI - 600032
PH :044-42254544, 42254554.

1825. KHIVRAJ MOTORS PVT LTD. (1404-14-01), 623
MOUNT ROAD, CHENNAI - 600006
PH :9043014530.

1826. CARS INDIA PVT. LTD. (1403-14-01), 16 & 17
INDUSTRIAL ESTATE, AMBATTUR, CHENNAI -
600058
PH :9952000089.

1827. CARS INDIA PVT. LTD. (1403-14-02), NO.17,
LATTICE BRIDGE ROAD, ADYAR, CHENNAI -
600020
PH :044-24462020.

1828. POPULAR VEHICLES & SERVICES LTD.
(1410-14-02), OLD NO.155, NEW NO.123,
PONRANJITHAM COMPLEX, MEDAVAKKAM MAIN
ROAD, NEAR BUS TERMINUS, KEEKATTALAI,
CHENNAI - 600117
PH :9176906334, 9176906335, 9176906336.

1829. ABT LIMITED (1401-14-05), A/A2, BHARANI
STUDIO COMPLEX, DR. BHANUMATHI KRISHNA
ROAD,22, ARCOT ROAD, SALIGRAMMAM,
CHENNAI - 600093
PH :044-23650488, 23650490.

1830. ABT LIMITED (1401-14-06), NO. 1 & 2, VASANTHA
PRESS,ROAD, OPPOSITE MALAR HOSPITAL,
ADYAR, CHENNAI - 600020
PH :044-24465814 , 24465815.

1831. CARS INDIA PVT. LTD. (1403-14-03), 4/321, OLD
MAHABALIKPURAM RD. , KOTTIVAKKAM,
CHENNAI - 600040
PH :044-24540182 /43590913.

1832. POPULAR VEHICLES & SERVICES LTD.
(1410-14-01), NO.11, ARUNACHALAM ROAD,
SALIGRAMAM, CHENNAI - 600093
PH :9282405819, 9282348331, 8939915206.

1833. ABT LIMITED (1401-14-07), NO. 422,
KOLAPERUMAL SCHOOL STREET, POONMA
MALLE HIGH ROAD, CHENNAI - 600106
PH :044-42267628/604.

1834. CRESCO (A UNIT OF NEXGEN VENTURES PVT
LTD). (1493-14-01), 5,THIRUMURUGAN ST,
KOYAMBEDU, CHENNAI - 600107
PH :7305087055.

1835. ABT LIMITED (1411-14-01), 29, WALLS ROAD,
OPP. ALBERT THEATER, EGMORE, AMBATTUR,
CHENNAI - 600058
PH :044-42281707 / 714 / 719 / 720 / 721 / 737/.

1836. CARS INDIA PVT. LTD. (1403-FP-04), NO.503,
G.N.T. ROAD, REDHILLS, CHENNAI - 600066
PH :9952000078.

1837. VISHNU CARS PVT. LTD. (1427-14-02), 178/1,
LUZ CHURCH ROAD, NEAR KAMADHENU
THEATRE MYLAPORE, CHENNAI - 600004
PH :0427-24661973/74/75.

1838. VISHNU CARS PVT. LTD. (1427-14-01), NO. 91,
GST ROAD, ALWITONE ESTATE, BEHIND LAXMI
THEATRE, PALLAVARAM, CHENNAI - 600043
PH :044-66813729/7338888000.

1839. POPULAR VEHICLES & SERVICES LTD.
(1410-14-03), NO. 3, 200 RING ROAD, RETTERI
JUNCTION, RETTERI , CHENNAI - 600099
PH :7448814726/23/33.

1840. CARS INDIA PVT. LTD. (1403-14-05), PLOT NO.-
80, BABU JAGAGEVAN RAM STREET,
GERUGAMBAKKAM, CHENNAI - 600112
PH :9952000079.

1841. KHIVRAJ MOTORS PVT LTD. (1404-14-03),
SURVEY NO. A1& A2, SIDCO INDUSTRIAL
ESTATE, GUINDY, CHENNAI - 600032
PH :7299971978.

1842. ABT LIMITED (1401-14-0D), NO.2/170, ECR
ROAD, INJAMBAKKAM, CHENNAI TAMIL NADU. -
600041
PH :044-24490584 / 585 /586.

1843. AIE CARS (A UNIT OF AI ENTERPRISES PVT LTD)
(1484-14-01), PLOT NO.1,2,3 & 4, SURVEY
NO.91/2, B1, A2 & B, NEELANKARAI, EAST
COAST ROAD, CHENNAI - 600115
PH :7401211553.

1844. RAJALAKSHMI CARS PVT. LTD. (1486-14-01),
OLD DOOR NO.69, NEW DOOR NO.20,GRAND
NELLORE TRUNK ROAD, MADHAVARAM,
CHENNAI - - 600060
PH :8939995454/8939995404.

1845. KHIVRAJ MOTORS PVT LTD. (1480-14-02), PLOT
NO.119 & 120, ELECTRICAL & ELECTRONICS
INDUSTRIAL ESTATE, PERUNGUDI, CHENNAI -
600096
PH :98414 23569.

1846. ABT LIMITED (1401-14-0E), NO. 1/132, RAJEEV
GANDHI SALAI, SHOLINGANALLUR, DISTRICT –
CHENNAI, TAMIL NADU. - 600119
PH :044-24502185 / 87 / 88 / 89.

1847. VISHNU CARS PVT. LTD. (1427-14-03), 4/13
LOYAL GARDEN, KALAHATHAMMAN KOVIL
STREET, RAMAPURAM, CHENNAI, TAMIL NADU. -
600089
PH :8754440002/ 9677244332.

1848. VISHNU CARS PVT. LTD. (1487-14-01), NO.203
TO 206 MOUNT POONAMALLE ROAD,
KATTUPAKKAM, CHENNAI - 600056
PH :9677127432.

1849. VISHNU CARS PVT. LTD. (1487-14-02), NO.120,
MAMBAKKAM MAIN ROAD, MEDAVAKKAM,
CHENNAI - 600100
PH :9840929994/ 9840944478.

1850. VISHNU CARS PVT. LTD. (1427-14-04), NEW S.
NO. 314/1B1A, PALLAVARAM – THORAIPAKKAM
RADIAL ROAD, NEAR OLD CHETTINADU CEMENT
GOWDOWN, KEELAKATTALAI, CHENNAI. -
600117
PH :9940057775.

1851. VISHNU CARS PVT. LTD. (1427-14-06), PLOT NO.
4, MORISON 4 STREET, ALANDUR, CHENNAI. -
600016
PH :044-45590293.

1852. RAJALAKSHMI CARS PVT. LTD. (1486-14-02),
OLD NO. 27, NEW NO. 22A, ALAPAKKAM MAIN
ROAD, MADURAVOYAL, CHENNAI. - 600095
PH :9841427572/9500125083.

1853. CRESCO (A UNIT OF NEXGEN VENTURES PVT
LTD). (1493-14-03), PLOT NO. G30, 3RD MAIN
ROAD, 9TH STREET, AMBATTUR INDUSTRIAL
ESTATE, DIAGONALLY TO TELEPHONE
EXCHANGE, CHENNAI. - 600058
PH :7305087033.

1854. POPULAR VEHICLES AND SERVICES LTD
(1410-14-06), PLOT NO. 10, NEW SURVEY NO.
88/1A1, 88/1C, 88/1B & 88/2B, NOOMBAL MAIN
ROAD, VANAKARAM, CHENNAI. - 600 077
PH :044-61343434, 46490006/9.

1855. AIE CARS (A UNIT OF AI ENTERPRISES PVT LTD)
(1484-14-02), PLOT NO. L-1 SIDCO INDUSTRIAL
ESTATE, VILLIVAKKAM, CHENNAI, TAMIL NADU. -
600 049.
PH :9841742926.

1856. VISHNU CARS PVT. LTD. (1427-14-07), SURVEY
NO. 19/1A2, 83/18, DOOR NO. 113, NEAR
PARIMALAM THEATER, KUNDRATHUR MAIN
ROAD, MANNADY THALAI, NALLUR, SAMBA
THALAI, MOONRAMKATTALAI VILLAGE, ONDI
COLONY, KUNDRATHUR, CHENNAI. - 600069
PH :95000 82346.

DEALER WORKSHOP (AS ON 31.03.2022)

1857. VISHNU CARS PVT. LTD. (1427-14-08), SURVEY NO. 62/2B, DOOR NO. 1/63, AGARAM MAIN ROAD, THIRUVANCHERRY VILLAGE, TAMBARAM TALUK, SELAIYUR, KANCHIPURAM DIST., CHENNAI , TAMIL NADU - 600 073
PH :8056260022
1858. ABT LIMITED (1401-14-10), S. NO: 32/2, NANDAMBAKKAM, PADMINI GARDEN, CHENNAI - 600089, TN. - 600089
PH :044-22320161, 8220011558.

CHEYEAR

1859. GANESH CARS PVT. LTD. (BUD1-BUD-01), NO.16, KANCHEEPURAM ROAD, CHEYYAR, TIRUVANNAMALAI DISTT. - 604407
PH :9787669339.

CHIDAMBARAM

1860. VISHNU CARS PVT. LTD. (CPK1-CPK-01), SURVEY NO. 102/2 & 102/5, BHUVANAGIRI MAIN ROAD, KEERAPALAYAM, CHIDAMBARAM TOWN, CUDDALORE, TAMIL NADU - 608 602
PH :041-44241334/7358004555.

COIMBATORE

1861. ABT LIMITED (4101-41-06), 744, PULIYAKULAM ROAD, P.N. PALAYAM, COIMBATORE - 641037
PH :9944400987.
1862. SREE SARADHAMBAL AUTOMOBILES PVT LTD (4103-41-01), IYER HOSPITAL PREMISES, TRICHY ROAD, COIMBATORE - 641005
PH :8220862666.
1863. ABT LIMITED (4101-41-05), LAKSHMI THEATRE BUILDING, T.S. NO. 1199/2, TS WARD NO. 3, KEMPATTY COLONY, SOUTH UKKADAM, COIMBATORE - 641001
PH :044-4232660, 4232666.
1864. SREE SARADHAMBAL AUTOMOBILES PVT LTD (4103-41-03), 555, NSR ROAD, SAIBABA COLONY, COIMBATORE - 641011
PH :9047055667.
1865. ABT LIMITED (4101-41-08), 15/55-C, ALAGESAN ROAD (EAST), METTUPALAYAM ROAD, COIMBATORE - 641043
PH :96009 66056.
1866. JAIKRISHNAA AUTOSALES PVT. LTD. (4107-41-01), 8/60-C&8/62-D, METTUPALAYAM ROAD, G.N.MILLS POST , NEARJOHNBOSCO CHURCH,COIMBATORE - 641029
PH :044-4519140.
1867. SREE SARADHAMBAL AUTOMOBILES PVT LTD (4103-41-07), NO 44, KANNUSAMY GOUNDER STREET, OORGOUNDER THOTTAM, SANGANUR, COIMBATORE - 641027
PH :9655219900.

1868. SREE SARADHAMBAL AUTOMOBILES PVT LTD (4103-41-08), SF-94, SATHY MAIN ROAD, VISWASAPURAM, SARAVANNAMPATTI, COIMBATORE, - 641013
PH :9585877775.
1869. JAIKRISHNAA AUTOSALES PVT. LTD. (4107-41-02), DOOR NO. 48, KAMARAJAR ROAD, LAKSHMIPURAM, PEELAMEDU, COIMBATORE, TAMIL NADU - 641004
PH :0422-383220.
1870. SREE SARADHAMBAL AUTOMOBILES PVT LTD (4103-41-0D), 98/1 VILANKURICHI MAIN ROAD, THANEER PANDAL ROAD, COIMBATORE - 641004
PH :9655345775.
1871. JAIKRISHNAA AUTOSALES PVT. LTD. (4107-OH-04), NO.12/190 SRKV PORT, MTR ROAD, P.N. PALAYAM, COIMBATORE - 641020
PH :0422-698899.
1872. AADHI CARS PVT. LTD. (4108-41-01), NO.176/2, SATHYAMANGALAM ROAD, SARAVANAPATTI, COIMBATORE - 641035
PH :0422-400600.
1873. ABT LIMITED (4101-41-0D), 36-A GANDHI NAGAR, SUNDARAPURAM, COIMBATORE (DIST) COIMBATORE - 641024
PH :78457 74069.
1874. AADHI CARS PVT. LTD. (4108-41-02), NEAR KOVAI MEDICAL CENTRE & HOSPITAL, AVINASHI ROAD, CIVIL AERODROME POST, CHINNIYAMPALAYAM, COIMBATORE - 641004
PH :0422-3007701.
1875. AADHI CARS PVT. LTD. (4108-41-03), NO.71, OLD SRIRAM THEATRE COMPLEX, MARUDHA MALAI MAIN ROAD, VADAVALLI, COIMBATORE - 641041
PH :0422-3000201.
1876. AADHI CARS PVT. LTD. (4108-41-04), PLOT NO.295, RADHA RANI THEATER COMPLEX, NEAR JAYASHANTHI THEATER, TRICHY ROAD, ONDIPUDUR, COIMBATORE-. - 641005
PH :0422-4000777.
1877. SREE SARADHAMBAL AUTOMOBILES PVT LTD (4103-41-0E), PLOT NO. 210, PALAKAD ROAD, BK PUDUR, COIMBATORE, TAMIL NADU. - 641008
PH :0422-2251225.
1878. AADHI CARS PVT. LTD. (4108-41-06), SF NO. 14/78-A, RENUKA SHELTERS, VILANKURICHI MAIN ROAD, KALAPATTI, COIMBATORE, TAMIL NADU-641048. - 641 006
PH :8754045840.
1879. SREE SARADHAMBAL AUTOMOBILES PVT. LTD. (4103-41-11), PLOT NO. 1, RAJA STREET, KALLIMADAI, NANJAPPA NAGAR, COIMBATORE, TAMIL NADU - 641005
PH :9344870035.

COONOOR

1880. SREE SARADHAMBAL AUTOMOBILES PVT LTD (3G01-3G-01), 78 E, BRINDAVAN SCHOOL ROAD, CONOOR, NILGRIS DIST- TN - 643102
PH :95852 77775.

CUDDALORE

1881. ABT LIMITED (5Q01-5Q-01), K. V. SUBRAMANIAM NAGAR, CHIDAMBARAM MAIN ROAD, CUDDALORE O. T - 607003
PH :04142-224567.
1882. VISHNU CARS PVT. LTD. (5Q02-5Q-01), SURVEY NO. 35/8, 35/8A, 35/21, 35/6, 35/6A1A, 35/20, VILLAGE - PERIYA-KANANGAKUPPAM, CUDDALORE - 607 001
PH :7338884131.

CUMBUM

1883. MEENAKSHI AUTO ZONE PVT. LTD. (CJS1-CJS-01), PATTI NO. 4388, SURVEY NO. 1003/2 & 1003, VILLAGE - UTHAMAPURAM, SUB DIST.-CUMBUM, TAMIL NADU. - 625516
PH :9940094881.

DEVAKOTTAI

1884. SIVA AUTOMOTIVE TRADING PVT LTD (GKV1-GKV-01), SURVEY NO. 5/1A, MULL IGUNDU (SOMANENTHAL VILLAGE), DEVAKOTTAI TALUK, SIVAGANGAI DISTRICT,TAMILNADU - 630 303
PH :7094688870.

DHARAPURAM

1885. SREE SARADHAMBAL AUTOMOBILES PVT LTD (H701-QN-04), OPP. TO ANJANEYAR TEMPLE, NEAR FIVE CORNER, MADURAI ROAD, DHARAPURAM - 638656
PH :9597550777.

DHARMAPURI

1886. SRI AMMAN CARS INDIA PVT. LTD. (7Q01-5R-02), NEAR COLLECTOR BUNGALOW, OLD HOSUR ROAD, JETTIHALLI (PO), DHARMAPURI , TAMILNADU - 636807
PH :9750938892/ 9159086222.

DINDIGUL

1887. PLA MOTORS (S401-S4-01), NO. 5, TRICHY MADURAI BY PASS ROAD, NH-45, DINDIGUL - 624001
PH :7010075200.

EDAYARPALAYAM

1888. SREE SARADHAMBAL AUTOMOBILES PVT LTD (CJK1-CJK-01), SITE NO. 2, SY. NO. 404/1A1, THADAGAM ROAD, TVS NAGAR, EDAYARPALAYAM, COIMBATORE. - 641025
PH :9047081914.

ERODE

1889. SREE SARADHAMBAL AUTOMOBILES PVT LTD (H701-H7-01), 23/1, PERUND, URAI ROAD, ERODE, - 638011
PH :9677987777.
1890. SREE SARADHAMBAL AUTOMOBILES PVT LTD (H701-H7-06), SURVEY NO. 1363/3, 1363/5, 1363/6, BEHIND MANIKAVASAKAR COLONY BUS STOP, OPPOSITE TO CANARA BANK, KARUR BYPASS ROAD, SOLAR, ERODE. - 638 002
PH :6385805777.
1891. SRI CITY AUTO (A UNIT OF CITY AUTO PVT LTD) (H702-H7-01), OLD G.S. NO. 337 (1 TO 4), RS NO. 259/11A, 10.9.8, SATHY ROAD, PERIYA SEMUR VILLAGE, ERODE,TAMILNADU - 638003
PH :9171791991.

GOBICHETTIPALAYAM

1892. SREE SARADHAMBAL AUTOMOBILES PVT LTD (H701-QM-03), NO. 318, CUTCHERY, GOBICHETTIPALAYAM - 638476
PH :9597560777.

GUDIYATHAM

1893. GANESH CARS PVT. LTD. (COW1-CQW-01), SURVEY NO.250/1, NEAR NH-75, GANDHI NAGAR, SETHUVADAI, GUDIYATTAM. - 653803
PH :04171-290172.

GUDUVANCHERY

1894. VISHNU CARS PVT. LTD. (BAD1-BAD-01), 52, THAILAVARAM VILLAGE, BEHIND HOTEL PATTIKADU, GUDUVANCHERRY, KANCHEEPURAM DISTT. - 603203
PH :9500121553/ 9677122225.

GUMMIDIPOONDI

1895. RAJALAKSHMI CARS PVT. LTD. (BIZ1-BIZ-01), PLOT NO. F-13, SURVEY NO. 262/2, SIPCOT INDUSTRIAL COMPLEX, VILLAGE – PAPPANAKUPPAM, GUMMIDIPOONDI, THIRUVALLUR - 601201
PH :044-27922060.

HARUR

1896. SRI AMMAN CARS INDIA PVT. LTD. (AAV1-AAV-01), 429/9, HARUR SALEM MAIN ROAD, HARUR POST, DHARMAPURI, TAMIL NADU - 636903
PH :8220014360/7339071500.

HOSUR

1897. SRI AMMAN CARS INDIA PVT. LTD. (7Q01-7Q-01), P.O. - PERANDAPALLI,NH-7, KRISHNAGIRI MAIN ROAD, HOSUR, TAMILNADU - 635109
PH :9790036377/8883259555.

IDAPPADI

DEALER WORKSHOP (AS ON 31.03.2022)

1898. THRIVENI CAR COMPANY PVT LTD. (HI01-HI-01), SURVEY NO.330/3B1B, AVANI PERUR KILMUGAM VILLAGE, IDAPPADI DISTT. SALEM - 637101 PH :9003311488.

KALLAKURICHI

1899. ABT LIMITED (CHG1-CHG-01), SURVEY NO. 215/4,NEAR AKT SCHOOL, DURUGAM ROAD, NEAR DOORDARSHAN BLDG, NEELAMANGALAM VILLAGE., KALLAKURICHI TALUK & DIST., TAMILNADU-606202

1900. S M CARS (CHG2-CHG-01), SF: 31/3B, NO. 19 EMAPPER VILLAGE, KALLAKURICHI, TAMILNADU - 606213 PH :7094440010.

KANCHEEPURAM

1901. GANESH CARS PVT. LTD. (C601-JA-02), ANBU NAGAR, DHIMMA SAMUDRAM POST, NEAR VELLA GATE, CHENNAI BANGALORE NH-4, KANCHEEPURAM - 631502 PH :9842306061.

KANGAYAM

1902. SREE SARADHAMBAL AUTOMOBILES PVT LTD (GJI1-GJI-01), NO. 407/263, TIRUPPUR ROAD, KANGAYAM TALUK & TOWN, TIRUPPUR DIST., TAMIL NADU. - 638701 PH :7708531777.

KARAIKUDI

1903. ABT LIMITED (4202-HX-05), 42-43 KOVILLOOR ROAD, OPP. TNSTC DEPOT - 630302 PH :4565-232484, 232486..

KARUMATHAMPATTI

1904. SREE SARADHAMBAL AUTOMOBILES PVT LTD (CJQ1-CJQ-01), SF: NO.281/B, NEAR BHARAT PETROL BUNK, VILLAGE - VAGUTHANKADU, SOMANUR ROAD, KARUMATHAMPATTI TOWN, TALUK-PALLADAM, DISTT. COIMBATORE. - 641659 PH :9159210008.

KARUNGALPALAYAM, ERODE

1905. SREE SARADAMBAL AUTOMOBILES PVT. LTD. (H701-H7-08), RF. NO. 17/1, 2, CAVERI ROAD, KARUNGALPALAYAM, ERODE ,TAMILNADU - 638003 PH :8098825000.

KARUR

1906. ABT LIMITED (K401-K4-01), SF NO. 529/1, SALEM BY PASS,ROAD, VENGAMEDU CIRCLE, SEMMADAI - 639002 PH :04324-222261/62/63.

KATPADI

1907. GANESH CARS PVT. LTD. (C601-APA-04), 170/2B THIRUVALLAM ROAD, ARUMPARUTHI VILLAGE, KATPADI, VELLORE DISTT. - 632004 PH :9842313139.

KINATHUKADAVU

1908. AADHI CARS PVT. LTD. (BBI1-BBI-01), NO.212, KAMARAJ NAGAR, SOLAVALAM PALAYAM PANJAAYATH, KINATHUKADAVU DISTT. COIMBATORE (T.N.) - 642109 PH :0422-3000506/ 3000505.

KODUMUDI

1909. SREE SARADHAMBAL AUTOMOBILES PVT LTD (CUI1-CUI-01), SURVEY NO.548/A, KARUR MAIN ROAD, NEAR BUS STAND, KODUMUDI. - 638151 PH :8754756777.

KOTAGIRI

1910. AADHI CARS PVT. LTD. (BAS1-BAS-01), SURVEY NO.89/79, OOTY MAIN ROAD, KOTAGIRI, DISTT. NILGIRIS, TAMIL NADU. - 643217 PH :8754045891/ 8754045442.

KOVILPATTI

1911. ASIR AUTOMOBILES PVT LTD (NO01-NO-01), OLD NO.1, NEW NO.13, SATTUR MAIN ROAD, KOVILPATTI (TAMIL NADU) - 628501 PH :4632-232220.

KRISHNAGIRI

1912. SRI AMMAN CARS INDIA PVT. LTD. (7Q01-QL-03), NH-7,NR. AAVIN DAIRY,MOTTUR.SALEM BYE PASS ROAD, KRISHNAGIRI, TAMILNADU - 635001 PH :9500202416/ 8220004270.

KUMBAKONAM

1913. PILLAI & SONS MOTOR CO. (E701-N4-02), 369/2 B, KUMBAKONAM CHENNAI MAIN ROAD, KUMBAKONAM , TANJAVUR - 612501 PH :0435-2442566, 2442565, 9443264696.

MADURAI

1914. ABT LIMITED (4202-42-02), MADURAI-DINDIGAL BYE PASS ROAD,NEAR FATHIMA COLLEGE,MADURAI - 625018 PH :9994400615.

1915. ABT LIMITED (4202-42-04), 09, 109A, GST ROAD, TIRUPARANKUNDRAM, MADURAI - 625005 PH :9600966164.

1916. SIVA AUTOMOTIVE TRADING PVT. LTD. (4205-42-01), 2C, GATE LOCK ROAD, NEAR NEW RAMNAD ROAD, MADURAI - 625016 PH :7402780000.

1917. SIVA AUTOMOTIVE TRADING PVT. LTD. (4205-42-02), NO. 6-A, TPK ROAD, NEAR SAIBABA TEMPLE, ANDALPURAM, MADURAI. - 625003 PH :7402788840.

1918. ASIR AUTOMOBILES PVT LTD (4206-42-01), D. NO. 28/5B, MELUR MAIN ROAD, UTHANKUDI, MADURAI. - 625107 PH :9944059911.

1919. MEENAKSHI AUTO ZONE PVT. LTD. (4207-42-01), PLOT NO. 25 D, SIDCO INDUSTRIAL ESTATE, KAPPALUR, MADURAI, TAMIL NADU. - 625008 PH :9442799581.

1920. MEENAKSHI AUTO ZONE PVT. LTD. (4207-42-02), SURVEY NO. 238/2A, PLOT NO. 36, 37, 38, TALLAKULAM VILLAGE, SIVAGAMI NAGAR, NATHAM MAIN ROAD, MADURAI - 652 014 PH :9940224881.

MADURANTHAKAM

1921. AIE CARS (A UNIT OF AI ENTERPRISES PVT LTD) (CEW1-CEW-01), SURVEY NO. 38/3 A2B, NH-45, MADURANTHAKAM, KANCHIPURAM. - 603306 PH :7401212797.

MALLASAMUDRAM

1922. SREE SARADHAMBAL AUTOMOBILES PVT LTD (CWY1-CWY-01), SF NO. 194/3C, MALLASAMUDRAM MAIN ROAD, MALLASAMUDRAM TOWN, TIRUCHENGODE TALUK, NAMAKKAL DIST., TAMIL NADU. - 637503 PH :9894932019.

MALLUR

1923. THRIVENI CAR COMPANY PVT LTD. (CDH1-CDH-01), SURVEY NO.50/4A, AMANI AMMAPALAYAM VILLAGE, DISTT.: DADHAGAPATTY SUB REGISTRATION , MALLUR DISTT. SALEM - 636309 PH :0427-2422399.

MANAMADURAI

1924. ABT LIMITED (CHF1-CHF-01), NO. 35, OLD RAMNAD ROAD, MANAMADURAI TOWN, DISTRICT – SIVGANGAI. - 630606 PH :9994450331.

MANGALAPURAM

1925. SREE SARADHAMBAL AUTOMOBILES PVT LTD (CLX1-CLX-01), DOOR NO. 1/518, SURVEY NO. 75/1, ATTUR MAIN ROAD, MANGALAPURAM (POST), TALUK – RASIPURAM, DISTRICT – NAMAKKAL. - 636202 PH :7094447871.

MANNARGUDI

1926. PILLAI & SONS MOTOR CO. (BKR1-BKR-01), NO. 37, THIRUTHURAIPONDI ROAD, MANNARGUDI, THIRUVARUR DISTRICT, TAMIL NADU. - 614001 PH :7094411675.

MAYILADUTHURAI

1927. PILLAI & SONS MOTOR CO. (E701-AG-04), 46,VELLALAGARAM VILLAGE, MAYILADUTHURAI, TAMILNADU - 609007 PH :04364-251767, 251765, 9442141703.

MECHERI

1928. SM CARS (CVK1-CVK-01), SURVEY NO. 139A/5, PATTI NO. 653, AMANI M.KALIPATTY VILLAGE, MECHERI TOWN, METTUR TALUK, SALEMN DIST., TAMIL NADU. - 636 453 PH :7094440010.

MELUR

1929. SIVA AUTOMOTIVE TRADING PVT. LTD. (CHC1-CHC-01), OLD SN. 138/1, SURVEY WARD C, BLOCK NO. 1, T.S. NO. 21/7, VILLAGE AND TOWN – MELUR, MELUR , DIST.-MADURAI. - 625109 PH :8098120000.

METTUPALAYAM

1930. ABT LIMITED (4101-EU-0C), PLOT NO. 6 TO 9,PONVIZHA NAGAR, KARAMADAI KOVAI MAIN ROAD, METTUPALAYAM - 641043 PH :95009 45094.

MINJUR

1931. RAJALAKSHMI CARS PVT. LTD. (BPE1-BPE-01), PLOT NO. 27, SRI JANAKI RATHINA NAGAR, VILLAGE AND TOWN – MINJUR, PONNERI – 601 203, DISTRICT – THIRUVALUR. - 601203 PH :044-27933331.

NAGAPATTINAM

1932. PILLAI & SONS MOTOR CO. (CQQ1-CQQ-01), NO.181, KEELA ANTHANAPETTAI, ANTHANAPETTAI, P.O. - MANJAKOLLAI, PUTHUR, NAGAPATTINAM DISTT. TAMIL NADU - 611106 PH :4365220250.

NAGARCOIL

1933. ATHEN (S503-S5-01), RESURVEY NO. G.3/9-7, BUILDING NO. 254-A/3 & 4 K.P ROAD ,PARAVATHIPURAM, NAGERCOIL ,KANYAKUMARI DISTRICT TAMILNADU - 629003 PH :8012029777.

NAMAKKAL

1934. SREE SARADHAMBAL AUTOMOBILES PVT LTD (X401-X4-01), SURVEY NO. 1/10-11, NEAR MURUGAN TEMPLE, SALEM ROAD, NAMAKKAL - 637001 PH :937164888.

1935. SREE SARADHAMBAL AUTOMOBILES PVT LTD (X401-X4-03), 1/412/1 NEAR PON NAGAR, MUDALAIPATTY, SALEM ROAD, NH-7, NAMAKKAL (TAMIL NADU) - 637001 PH :737192888.

NEGAMAM

DEALER WORKSHOP (AS ON 31.03.2022)

1936. ABT LIMITED (CHD1-CHD-01), 68, 69, ABT BUS STAND, PALLADAM ROAD, PERIA NEGAMAM, POLLACHI, TAMIL NADU - 642120
PH :99948 76794.

OMALUR

1937. SRI AMMAN CARS INDIA PVT. LTD.
(7Q01-UM-04), 123, 3B, NH-7, BANGALORE BYE PASS ROAD, KOTTAMETTUPATTI, OMALUR, SALEM (DIST.), TAMIL NADU - 636012
PH :8220010070/8883529888.

1938. THRIVENI CAR COMPANY PVT LTD.
(UM01-UM-01), PLOT NO. 44 & 45, PALANIYAPPA NAGAR LAYOUT, NH-7, KAMALAPURAM VILLAGE, OMALUR, DISTRICT – SALEM, TAMIL NADU - 636309
PH :4290-222711.

OOTY

1939. SREE SARADHAMBAL AUTOMOBILES PVT LTD (4103-Y1-05), VIJAYANAGARAM FARM ROAD, NEAR ROSE GARDEN, OOTY - 643001
PH :97511 09229.

PADAPPAI

1940. VISHNU CARS PVT. LTD. (CRO1-CRO-01), SURVEY NO.368/2A/1, 368/2A/2, VANDALLUR-WALAJABAD MAIN ROAD, PADAPPAI EAST, CHENNAI. - 601301
PH :8754417168.

PALANI

1941. PLA MOTORS (S401-GLR-02), NO:13-1-11C-1, WEST AYAKUDI, DINDIGUL ROAD, PALANI, DINDIGUL DISTRICT, TAMIL NADU - 624613
PH :04545-290900.

PARAMATHIVELUR

1942. SREE SARADHAMBAL AUTOMOBILES PVT LTD (CC01-CC-01), SURVEY NO. 171, NEAR KONGU SCHOOL, NAMAKKAL BYPASS ROAD, PADAMUDI PALAYAM, TALUKA – PARAMATHIVELUR, NAMAKKAL , TAMIL NADU. - 638182
PH :8870666599.

PATTUKKOTTAI

1943. PILLAI & SONS MOTOR CO. (CJA1-CJA-01), SURVEY NO. 85/6, 85/4, 84/6, DOOR NO.314/11, SRI JANAGALAKSHMI NAGAR, THANJAVUR ROAD, ALADIKUMULAI VILLAGE, TALUK PATTUKOTTAI, THANJAVUR. - 614615
PH :7094433074.

PAVITHRAM

1944. SREE SARADHAMBAL AUTOMOBILES PVT LTD (TWT1-TWT-01), SURVEY NO. 102/1B, NAMAKKAL MAIN ROAD, PAVITHRAM - 637 021
PH :9600320888.

PENNAGARAM

1945. SRI AMMAN CARS INDIA PVT. LTD.
(BXZ1-BXZ-01), SURVEY NO. 419/1, VILLAGE – PARUVADHANAALLI, PENNAGARAM, DHARMAPURI. - 636810
PH :9715044700.

PERAMBALUR

1946. PLA MOTORS (2305-DQ-04), SURVEY NO.88/1, A3,NH45, ELAMBALUR VILLAGE, PERAMBALUR, TAMILNADU - 621212
PH :8870004960.

PERUNDURAI

1947. SREE SARADHAMBAL AUTOMOBILES PVT LTD (BTX1-BTX-01), SF NO 542/1, KOVAI MAIN ROAD, PERUNDURAI VILLAGE, PERUNDURAI DISTT. ERODE, TAMIL NADU - 638052
PH :9597490777.

POCHAMPALLI

1948. SRI AMMAN CARS PVT. LTD. (CUW1-CUW-01), NEW SURVEY NO. 561/5, VILLAGE – JUMBUKUTTANPATTI, POCHAMPALLI, KRISHNAGIRI. - 635206
PH :9600466988.

POLLACHI

1949. ABT LIMITED (L301-L3-01), NACHIMUTHU POLYTECHNIC CAMPUS, UDUMALPET ROAD, POLACHI - 642003
PH :99944 53265.

PUDUKOTTAI

1950. PLA MOTORS (2305-SU-02), NO. 10, MARIAMALAI NAGAR, ALANGUDI- THIRUMAYAM ROAD, PUDUKOTTAI. - 622003
PH :04322-265566/67.

PUNJAI PULIAMPATTI

1951. SREE SARADHAMBAL AUTOMOBILES PVT LTD (BKO1-BKO-01), SURVEY NO. 250/1, PANKAU PULIYAMPATTU MUNICIPALITY, PUNJAI PULIYAMPATTI - 638459, SATHY THALUK, ERODE. - 638459
PH :6385810777.

RAJAPALAYAM

1952. MEENAKSHI (5V02–01), DOOR NO. 96, COTTON MARKET, TENKASI-MADURAI ROAD, RAJAPALAYAM, VIRUDHUNAGAR DIST., TAMILNADU - 626117
PH :9443785681.

RAMANATHAPURAM

1953. SIVA AUTOMOTIVE TRADING PVT. LTD. (0U02-0U-01), SURVEY NO. 172/1B2C, 172/2C, VILLAGE - ACHUNTHANVAYAL, ACHUNTHANGAL GROUP, TALUK - RAMANATHAPURAM, RAMANATHAPURAM. - 623502
PH :8098110000.

RANIPET

1954. GANESH CARS PVT. LTD. (CJJ1-CJJ-01), SURVEY NO. 44/1, PLOT NO. 484, OPPOSITE TO THIRUMALAI CHEMICALS, SIPCOT LAYOUT OF HOUSE SITES, SIPCOTS INDUSTRIAL COMPLEX, RANIPET , TAMIL NADU. - 632403
PH :9842330388.

RASIPURAM

1955. SREE SARADHAMBAL AUTOMOBILES PVT LTD (BSJ1-BSJ-01), SURVEY NO:41/1 B1A, MOOLAKADU VILLAGE, MASAKALIPATTI, SALEM MAIN ROAD, RASIPURAM DISTT. NAMAKKAL - 637401
PH :4286-231402/7539972888.

SALEM

1956. ABT LIMITED (4101-A2-03), 32 THAMANA CHETTY ROAD, ARISIPALAYAM, SALEM - 636009
PH :0427-4066988, 406999.

1957. THRIVENI CAR COMPANY PVT. LTD. (A203-A2-01), 12/2E1, SUBRAMANIA NAGAR, 2ND GATE, JUNCTION ROAD, SALEM. - 636005
PH :0427-2440000.

1958. S.M.CARS PVT. LTD. (A204-A2-01), SF NO. 64/2C3, ATTUR SALEM BYPASS ROAD, PINANGUKARAR THOTTAM, SEELANIKANPATTY, SALEM. - 636202
PH :7094448000, 7034449000.

1959. THRIVENI CAR COMPANY PVT. LTD. (A203-A2-03), SURVEY NO. 57, VILLAGE - MASINAICKENPATTY, AYOTHIAPATTINAM, AMMAPET, SALEM. - 636103
PH :0427-2291000.

1960. S M CAR PRIVATE LIMITED (A204-A2-02), DOOR NO. 50/28, SF NO. 1/10B, SARADHA COLLEGE MAIN ROAD, ALAGAPURAM PUDHUR VILLAGE, HASTHAMPATTY, SALEM, TAMILNADU - 636007
PH :7094440053.

SANKAGIRI

1961. THRIVENI CAR COMPANY PVT LTD. (BTN1-BTN-01), SURVEY NO.171/5B, KCK PLAZA, KACHERIDADU, DEPUTY COLLECTOR ROAD, SALEM, SANKAGIRI (TAMIL NADU) - 637301
PH :+914283242600
+914283242601.

SANKARANKOVIL

1962. AADHI CARS PVT. LTD. (BXS1-BXS-01), PLOT NO. 132/H, OPPOSITE TO NEW TALUK OFFICE, TIRUVENGADAM ROAD, SANKARANKOVIL. - 627756
PH :7397728025.

SATHY ROAD, ERODE

1963. SREE SARADAMBAL AUTOMOBILES PVT. LTD. (H701-H7-09), SF:NO:245, KANDHAIYAN THOTTAM, SOOLAI, SATHY ROAD, VEERAPPANCHATTIRAM, ERODE, TAMILNADU - 638004
PH :9655240486.

SATHYAMANGALAM

1964. SREE SARADHAMBAL AUTOMOBILES PVT LTD (BGU1-BGU-01), SURVEY NO. 51, 54 & RS NO. 37, KOTTUVEERAMPALAYAM VILLAGE, SATHYAMANGALAM – 638 401, DISTRICT – ERODE, TAMIL NADU - 638401
PH :9597592777.

SATTUR

1965. MEENAKSHI AUTO ZONE PVT. LTD. (SDR1-SDR-01), SURVEY NO. 18/10,CHATRAPATTI VILLAGE, MADURAI KANYAKUMARI NATIONAL HIGHWAYS, SATTUR, VIRUDHUNAGAR DISTRICT,TAMILNADU - 626203
PH :9940094881.

SEYDUNGANALLUR

1966. ASIR AUTOMOBILES PVT LTD (S603-GJG-02), SURVEY NO. 59/3E, TIRUCHENDUR ROAD, SEYDUNGANALLUR TOWN, TALUK - SRIVAIKUNTAM, TUTICORIN DIST., TAMIL NADU. - 628809
PH :8344992220.

SIVAKASI

1967. MEENAKSHI AUTO ZONE PVT. LTD. (X602-X6-01), 372 D & E, ARUNACHALAM COMPLEX, THIRUTHANGAL ROAD, SIVAKASI. - 626123
PH :4562-231281.

SRIPERUMBUDUR

1968. RAJALAKSHMI CARS PVT. LTD. (7B01-7B-01), SURVEY NO. 150/1A, DOOR NO 1C, THERADI STREET, NEW VILLAGE NO 42, SRIPERUMBADUR, KANCHEEPURAM DISTRICT, TAMIL NADU. - 602105
PH :8939995469.

SRIVILLIPUTHUR (RAJAPALAYAM)

1969. ABT LIMITED (4202-SV-03), NO. 10/32, PADIKKASUVAITHANPATTI , NEAR RTO OFFICE, SRIVILLIPUTHUR, VIRUDHUNAGAR, TAMIL NADU - 626125
PH :95009 05020.

SULUR

1970. JAIKRISHNAA AUTOSALES PVT. LTD. (4107-TK-05), DOOR NO. 37 F, RANGANATHAPURAM, TRICHY ROAD, SULUR - 641 402
PH :0422-3199901.

TENKASI

DEALER WORKSHOP (AS ON 31.03.2022)

1971. AADHI CARS PVT. LTD. (BXR1-BXR-01), DOOR NO. 3/50-1, SURVEY NO. 447B, TIRUNELVELI MAIN ROAD, VILLAGE – KUNARAMANALLUR, TENKASI - 627814
PH :9500991475.

1972. AADHI CARS PVT. LTD. (BXR1-BXR-02), DOOR NO. 47, MADHALAMPARAI, TENKASHI AMBAI HIGHWAY, TENKASHI, TIRUNELVELI DIST., TAMILNADU - 627 814
PH :9500991475.

THANJAVUR

1973. PILLAI & SONS MOTOR CO. (E701-E7-01), 12A, SELVAM NAGAR, TANJAVUR, TAMILNADU - 613007
PH :04362-271723, 271724, 9443264164.

THARAMANGALAM

1974. THRIVENI (CSQ1-CSQ-01), NO. 1/122, KATTAMPATTI, JALAKANDAPURAM, THARAMANGALAM, SALEM DIST., TAMIL NADU. - 636501
PH :9159355999/9003504760.

THENI

1975. MEENAKSHI AUTO ZONE PVT. LTD. (9U02-9U-01), DOOR NO. 871/1, RATHINAM NAGAR, PERIYAKULAM MAIN ROAD, THENI TOWN, DISTRICT – THENI - 625531
PH :9789703881.

THIRUMULLAIVOYAL

1976. CRESO (A UNIT OF NEXGEN VENTURES PVT LTD), (CDW2-CDW-01), NO. 48, BALAJI NAGAR, NEW SIR IRVANSTADE FORD HOSPITAL, THIRUMULLAIVOYAL DISTT. CHENNAI - 600062
PH :7305087044.

THIRUVALLUR

1977. KHIVRAJ MOTORS PVT LTD. (1404-HH-04), 2151, KAKKULUR ROAD, THIRUVALLUR - 602001
PH :99520 78443.

1978. KHIVRAJ MOTORS PVT LTD. (1404-HH-05), PLOT NOS.218,219,220,225,226,227,228 AND S.NOS.18/5,18/6, EMPIRE CITY PART-3, KAKKALLUR VILLAGE, THIRUVALLUR THALUK, THIRUVALLUR - 602001
PH :97103 94818.

THIRUVANNAMALAI

1979. GANESH CARS PVT. LTD. (C801-LX-03), NO.-5, NH-78, KRISHANAGIRI PONDY ROAD, CHINA KANKEYANUR, OPP SKP ENGG. COLLEGE, THIRUVANNAMALAI - 606601
PH :9842305072.

THIRUVARUR

1980. PILLAI & SONS MOTOR CO. (E701-LJ-03), THANJAI NAGARI ROAD, OPP. TO S. P. OFFICE - 610001
PH :04366-250250, 9442163707.

1981. PILLAI & SONS MOTOR COMPANY (LJ01-LJ-01), NO. 9, WARD NO.-4, BLOCK NO. 10, NEW SY. NO. 601/6B1, SUNDARAVILAGAM, NARSINGHAMPET, THIRUVARUR TOWN & DIST., TAMIL NADU - 610001
PH :9442163509.

THISAYANVILLAI

1982. AADHI CARS PVT. LTD. (CVL1-CVL-01), SURVEY NO. 240/1, 7/1, HIGHWAYS ROAD, OPP. TO VO OFFICE, SELVA MARUTHUR, THISAYANVILLAI. - 627 657
PH :7339511187.

THUCKALAY

1983. ATHENS (BWQ2-BWQ-01), DOOR NO. 5/76B, (RE SURVEY NO-5307) THIRUVITHANCODE ROAD, KERALAPURAM, MUTHALAKURICHI, VILLAGE – MUTHALAKURUCHI, KALKULAM-TALUK, THUCKALAY, DISCTRICT – KANYAKUMARI, TAMILNADU - 629174
PH :8012029888.

THURAIYUR

1984. PLA MOTORS (CSE1-CSE-01), D.NO.:5/300, SINGALANDHAPURAM VILLAGE, THURAIYUR DISTT. TRICHY (TAMIL NADU) - 621010
PH :9486763725.

TIRUCHENDUR

1985. ASIR AUTOMOBILES PVT LTD (CCJ1-CCJ-01), SURVEY NO. 220/1D1A, 221/3, 221/4, 221/5, 221/5A, 221/5B, PODHIGAI NAGAR, VILLAGE-VEERAPANDIYAPATINAM, TIRUCHENDUR, TUTUCORIN. - 628215
PH :7373900220.

TIRUCHENGODE

1986. SREE SARADHAMBAL AUTOMOBILES PVT LTD (X401-QP-02), PLOT NO-10, OPP TO PONNUSWAMY KALYANA MANDAPAM, KOOTAPALLI COLONY, TIRUCHENGODE - 637001
PH :4288-282292.

TIRUNELVELI

1987. AADHI CARS PVT. LTD. (A303-A3-01), PLOT NO. 261, MADURAI MAIN ROAD, KARAIERUPPU, TIRUNELVELI , TAMIL NADU - 627357
PH :9500991610.

1988. AADHI CARS PVT. LTD. (A303-A3-03), DOOR NO. 37, RAMNAGAR, KTC NAGAR, TIRUNELVELI, TAMIL NADU. - 627 011.
PH :9500991610.

TIRUNVELI

1989. AADHI CARS PVT. LTD. (A303-A3-04), SF NO-161/4, SF NO: 893/2, NORTH BYEPASS ROAD, GALAXY HOSPITAL BACKSIDE, PALAYANKOTTAI, TIRUNELVELI, TAMILNADU - 627001
PH :95009 91479.

TIRUPATHUR

1990. GANESH CARS PVT. LTD. (BPD1-BPD-01), SURVEY NO.54/4, TIRUPATHUR TO KRISHNAGIRI ROAD, PALLIPET VILLAGE, TIRUPATHUR DISTT. VELLORE - 635601
PH :9842308909.

TIRUPATTUR(SIVAGANGAI)

1991. ABT LIMITED (CHH1-CHH-01), DOOR NO. 8/2/29A, KARAUKUDI ROAD, TIRUPATHUR, DISTRICT – SIVAGANGAI - 630211
PH :9994450331.

TIRUPUR

1992. ABT LIMITED (4101-Y7-09), NO. 4, SABHAPATHI PURAM, NEAR TMF HOSPITAL, TIRUPUR - 641601
PH :95009 98368.

1993. SHASHTI CAR PVT LTD (Y701-Y7-01), SRI PADMINI GARDENS, KANGEYAM ROAD, OPP. ST JOSEPH SCHOOL, TIRUPUR - 641604
PH :044-2430275/ 2430276.

TIRUTHANI

1994. CARS INDIA PVT. LTD. (CIC1-CIC-01), NO. 9/13, CHENNAI BY PASS ROAD, OLD CHENNAI ROAD, DISTT. THIRUVALLUR, TIRUTHANI, TAMILNADU - 631209
PH :7358773860.

TIRUVANNAMALAI

1995. SRI AMMAN CARS INDIA PVT LTD. (LX02-LX-01), 2A/2, SURVEY NO. 3676/3, ANNA SALAI, TIRUVANNAMALAI-CHENNAI NH-101, TIRUVANNAMALAI TOWN AND DIST., TAMILNADU - 602601
PH :7094471293.

TRICHY

1996. ABT LIMITED (2302-23-02), 4/40, COLLECTOR OFFICE ROAD, CANTONMENT, TRICHY - 620001
PH :0431-4221620.

1997. PLA MOTORS (2305-23-01), NO. 18/2, NA-45, DHEERAN NAGAR, TRICHY-DINDUGAL MAIN ROAD, TRICHY - 620009
PH :9994599777/9600950960.

1998. ABT LIMITED (2302-23-03), MADRAS TRUNK ROAD, MAMBALASALAI, TRICHY - 620005
PH :0431-4221555.

1999. PLA MOTORS (2305-23-03), 10A & B, ALXANDRIA ROAD, CANTONMENT, TRICHY - 620001
PH :0431-2411540/530.

2000. PILLAI & SONS MOTOR CO. (2306-23-01), SURVEY NO. 10B, 1A/D, CHENNAI TRICHY BY-PASS ROAD, VILLAGE - THIRUNALLUR, TRICHY. - 620002
PH :8489900902, 9384826814.

TUTICORIN

2001. ASIR AUTOMOBILES PVT LTD (S603-S6-01), SURVEY NO. 25/1B, MAPPILLAIURINI VILLAGE, ETTAYAPURAM ROAD, TUTICORIN, TAMIL NADU - 628002
PH :7373501220.

UDUMALPET

2002. ABT LIMITED (QR01-QR-01), 2/3, PERIYAKOTTAI PIRIVU, S.V. MILL POST, UDUMALPET - 642126
PH :99944 41645.

UTHANGARAI

2003. SRI AMMAN CARS INDIA PVT. LTD. (CFY1-CFY-01), SURVEY NO. 104/1, 104/1B, VILLAGE – THANDIYAPANNUR, UTHANGARAI, KRISHNAGIRI. - 635304
PH :9715044600.

UTHUKOTTAI

2004. KHIVRAJ MOTORS PVT LTD (CUC1-CUC-01), SURVEY NO. 442/1, NEHRU BAZZAR STREET, UTHUKOTTAI, DIST.-THIRUVALLUR - 602 026
PH :7299635536.

VALLIYUR

2005. AADHI CARS PVT. LTD. (BXQ1-BXQ-01), DOOR NO. 314A/11-14, WITHIN VADAKU VALLIOOR, REVENUE VILLAGE, VADAKKU VALLIOOR PANCHAYAT, RADHAPURAM TALUK, VALLIOOR. - 627002
PH :7373091462.

VANDAVASI

2006. GANESH CARS PVT. LTD. (CRN1-CRN-01), SURVEY NO.272, KEELSATHAMANGALAM VILLAGE, CHETPET ROAD, VANDAVASI, TIRUVANNAMALAI, DISTT. T.N. - 604408
PH :7395802484.

VANIYAMBADI

2007. GANESH CARS PVT. LTD. (BJY1-BJY-01), NO. 197/1B1, NH-46 (AH-7), PETHAKALLUPALLI VILLAGE, NEAR TOLL GATE, VANIYAMBADI , VELLORE (DIST), TAMIL NADU. - 635801
PH :9842327709.

VELLORE

2008. GANESH CARS PVT. LTD. (C601-C6-01), 91 NEW BY-PASS ROAD, VELLORE - 632004
PH :9842377110.

DEALER WORKSHOP (AS ON 31.03.2022)

2009. SRI AMMAN CARS INDIA PVT. LTD. (C602-C6-01), DOOR NO. 68, SURVEY NO. 66/7, NEAR RANGALAYA KALYANA MANDAPAM, VELLORE-KATPADI ROAD, KALINJUR VILLAGE, KATPADI TALUKA, GANDHINAGAR, VELLORE DIST., TAMIL NADU - 632006
PH :7094471320, 7094471321.
2010. SRI AMMAN CARS INDIA PVT. LTD. (C602-C6-02), SURVEY NO. 316/3B2, 316/8A, 316/8B, NEAR SHELL PETROL PUMP, MELMONAVUR VILLAGE,VELLORE TALUK & DIST. ON NH48 (CHENNAI – BENGALURU HIGHWAY), VELLORE, TAMILNADUR - 632010
PH :7094471320.

VILLUPURAM

2011. ABT LIMITED (5Q01-QQ-02), 264/1, GINGEE MAIN ROAD, AYINAMPALAYAM, VILLUPURAM - 605602
PH :04146-225509 / 225590.

VIRUDHACHALAM

2012. ABT LIMITED (BMA1-BMA-01), PLOT NO. 56, JUNCTION ROAD, NEAR SHANMUGA LODGE, VIRUDHACHALAM, DISTRICT – CUDDALORE, TAMIL NADU. - 606101
PH :04143-262631/262632/262633.

VIRUDHUNAGAR

2013. MEENAKSHI AUTO ZONE PVT LTD (SCF1-SCF-0A), DOOR NO:6/504, SURVEY NO. 11/6, PELAMPATTI VILLAGE,VIRUDHUNAGAR MADURAI HIGH WAY,OPPOSITE TO VVV COLLEGE. , TALUK & DIST. VIRUDHUNAGAR, TAMILNADU - 626001
PH :9940094881.

TAMILNADU

DENKANIKOTTAI

2014. AMMAN CARS (SDT1-SDT-01), SURVEY NO:766/ 1B11, THABILAGOUNDAN THOTTI, DENKANIKOTTAI , KRISHNAGIRI DISTRICT, TAMILNADU - 635107
PH :9585599935.

KUMBAKONAM

2015. PILLAI AND SONS MOTOR CO. (E701-E7-06), D. NO. HP-1, GOVT. INDUSTRIAL ESTATE, SIDCO, THIRUBHUVANAM TOWN & POST, KUMBAKONAM, THANJAVUR DISTRICT, TAMILNADU - 612103
PH :8489900136.

SIVANGANGAI

2016. ASIR AUTOMOBILES (SDC1-SDC-01), S. NO: 144/1, SIVANGANGAI-THONDI ROAD, PAIYAUROPILLAIVAYAL, SIVANGANGAI,TAMILNADU - 630561
PH :9750372220.

TINDIVARAM

2017. VISHNU CARS (SDI1-SDI-01), SURVEY NO. 50/4, 50/5 & 63, NEAR RTO OFFICE, MOLASUR, TINDIVANAM, VILUPPURAM,TAMILNADU - 604102
PH :9500039023.

TELANGANA

ADILABAD

2018. ADARSHA AUTOMOTIVES PVT LTD (BTM1-BTM-01), SURVEY NO:131/6 & 131/7, NH-44, ADILABAD TOWN ROAD, MAVALA, ADILABAD, TELANGANA. - 504001
PH :9133307724.

ARMUR

2019. VARUN MOTORS PVT. LTD. (BBN1-BBN-01), SURVEY NO.277, ARGUL VILLAGE, JAKARANPALLY (MANDAL), ARMUR, NIZAMABAD DISTT. (A.P.) - 503224
PH :9052901888.

BATCHUPALLY , HYDERABAD

2020. SAI SERVICE PRIVATE LIMITED (1011-10-09), SURVEY NO 499/1, MIYAPUR TO BACHUPALLY ROAD,BACHUPALLY,HYDERABAD. - 500090
PH :7330771111.

BHUPALAPALLY

2021. ADARSHA AUTOMOTIVES PVT LTD (D502-BCF-04), 6-113, JAWAHAR NAGAR, MAIN ROAD, SBH MAIN BRANCH ROAD, BHUPPALPALLY, DISTRICT - WARANGAL, ANDHRA PRADESH - 506169
PH :7799790526.

BODHAN

2022. VARUN MOTORS PVT. LTD. (O801-O8-01), PLOT NO. 5/2, ACHANAPALLY CROSS ROAD, BODHAN, DIST.-NIZAMABAD, TELANGANA. - 503 185
PH :9885576602, 9553714189.

CHEVELLA

2023. GEM MOTORS (INDIA) PVT. LTD. (CBL1-CBL-01), SURVEY NO. 17/A, MANDAL – CHEVELLA, DISTRICT – RANGA REDDY, TELANGANA. - 510101
PH :9912899128, 9912834567.

GADWAL

2024. SRI JAYARAMA MOTORS PVT. LTD. (WP01-BHR-02), PLOT NO. 5 & 6, BESIDE RURAL POLICE STATION, KURNOOL ROAD, MAHABUB NAGAR DISTRICT, ANDHRA PRADESH - 500125
PH :8096990074, 8096996671.

GAJWEL

2025. ACER MOTORS (A DIVISION OF KRISHNAIAH MOTORS PVT. LTD) (BYU1-BYU-01), SURVEY NO. 220, VILLAGE – PRAGNAYPUR, GAJWEL, DISTRICT – MEDAK, TELANGANA. - 502311
PH :8885088080, 9849017827.

GHATKESAR

2026. ACER MOTORS (A DIVISION OF KRISHNAIAH MOTORS PVT. LTD) (BYL1-BYL-01), 3-21, JODIMETLA, CHOUDA RIGID VILLAGE GHATKESAR MANDAL, DISTRICT – RANGA REDDY. - 501301
PH :8885088075, 9849017827.

HUSNABAD

2027. ADARSHA AUTOMOTIVES PVT LTD (GJE1-GJE-01), SURVEY NO. 202/E. H. NO. 12-1/4 & 12-1/A. VILLAGE & MANDAL - HUSNABAD, DIST.-SIDDIPET, TELANGANA. - 505467
PH :8886092222, 7995835552.

HYDERABAD

2028. THE MITHRA AGENCIES (1002-10-01), 1-8-670, NEAR RTC CROSS ROAD,AZAMABAD INDUSTRIAL AREA, HYDERABAD. - 500020
PH :9966838294.
2029. RKS MOTORS PVT. LTD. (1003-10-01), SABOC TOWERS, RAJBHAVAN ROAD, SOMAJIGUDA, HYDERABAD - 500482
PH :040 44454443, 9010811166.
2030. RKS MOTORS PVT. LTD. (1003-10-02), R-4/A,IDA BLOCK, INDUSTRIAL ESTATE,UPPAL, HYDERABAD - 500039
PH :040 23434504, 9010822210.
2031. VARUN MOTORS PVT. LTD. (4603-10-04), B-11 CO-OPERATIVE INDUSTRIAL ESTATE, BALANAGAR, HYDERABAD. - 500037
PH :9885208555, 9985745222.
2032. VARUN MOTORS PVT. LTD. (4603-10-0B), ADITYA NAGAR COLONY, ,ADITYA NAGAR COLONY, TOLICHOWKI, SHAIKPET (VILLAGE, HYDERABAD, HYDERABAD - 500008
PH :64551700, 8886114856.
2033. VARUN MOTORS PVT. LTD. (1010-10-01), PLOT NO. VI- VII A & B,UNDER WARD NO. 10, AUTONAGAR, VANASTALIPURAM, HYDERABAD, R. R. DISTT - 500070
PH :9885208555.
2034. VARUN MOTORS PVT. LTD. (4603-10-06), SHOP NO. 31, SRIKRUPA MARKET, D.NO. 16-10-1/F/31, MALAKAPET, HYDERABAD - 500036
PH :4553395, 4547676, 9885093360.
2035. RKS MOTORS PVT. LTD. (1003-10-04), 16-11-19/5/2/C, SALEEM NAGAR COLONY,MALAKPET (NEAR FARHAT HOSPITAL),HYDERABAD - 500036
PH :9010811192.

2036. THE MITHRA AGENCIES (1002-10-03), PLOT NO. 3-4-10,NEAR MADHAPUR POLICE STATION, MADHAPUR, HYDERABAD - 500081
PH :04023113399
04023113388
9959912702.
2037. RKS MOTORS PVT. LTD. (1003-10-05), 11-6-191/192,OPP. HOTEL HARSHA,PUBLIC GARDEN ROAD, NAMPALLY, HYDERABAD - 500001
PH :9848811158.
2038. VARUN MOTORS PVT. LTD. (4603-10-0A), 1-11-200.SHAMLALA BUILDING BEGUMPET, HYDERABAD - 500016
PH :9885206555.
2039. THE MITHRA AGENCIES (1002-10-04), 8-18-138, PLOT NO. 8,NEAR MARGADARSI CHIT FUND,L.B. NAGAR RING ROAD, RR DIST,HYDERABAD - 500074
PH :9963551265.
2040. GEM MOTORS (INDIA) PVT. LTD. (1009-10-01), RACHUVENDRA SOCIETY,KONDAPUR,,HYDERABAD , ANDHRA PRADESH - 500084
PH :9912899128.
2041. GEM MOTORS (INDIA) PVT. LTD. (1009-10-02), 2-11, SURVEY NO: 165,172,HYDERNAGAR, KUKATPALLY, HYDERABAD, ANDHRA PRADESH - 500072
PH :9912344538.
2042. SAI SERVICE PRIVATE LIMITED (1011-10-01), PLOT NO. 88, INDUSTRIAL AREA,C.I.E. GANDHI NAGAR, ,BALANAGAR, HYDERABAD - 500037
PH :9010827755.
2043. THE MITHRA AGENCIES (1002-10-05), PLOT NO. 19,20 & 21,ROAD NO. 10,IDA NACHARAM, HYDERABAD - 500076
PH :04027176999
04027177999
9963551267.
2044. VARUN MOTORS PVT. LTD. (1012-10-01), MARUTI AUTHORISED DEALER, SURVEY NO.115, IT PARK, NANAKRAMGUDA, GACHIBOWLI, HYDERABAD - 500008
PH :9985104860, 69997979.
2045. RKS MOTORS PVT. LTD. (1003-10-08), D.NO.1-10-1/285/1, OPP. VEGITABLE MARKET, ECIL CROSS ROADS, KUSAIGUDA, HYDERABAD - 500062
PH :7799779810.
2046. SAI SERVICE PRIVATE LIMITED (1011-10-04), H.NO.16-2-839/4/10, SAIDABAD, L.B.NAGAR, HYDERABAD. - 500059
PH :7799352000.

DEALER WORKSHOP (AS ON 31.03.2022)

2047. VARUN MOTORS PVT. LTD. (4603-10-0G),
1-10-28/1 SY. NO.285, KUSHAIGUDA, NEAR ECIL
X ROADS, HYDERABAD - 500062
PH :7799600093.

2048. VARUN MOTORS PVT. LTD. (4603-10-0H), PLOT
NO. 1354/1, ROAD NO. 1, NEAR IOC PETROL
PUMP, JUBLEE HILLS, HYDERABAD, ANDHRA
PRADESH - 500033
PH :8886322776.

2049. VARUN MOTORS PVT. LTD. (4603-10-0J), PLOT
NO. 1-45, SY.NO:1 TO 7, GOPINATH COMPLEX,
TARANAGAR, LINGAMPALLY, HYDERABAD,
RANGAREDDY DISTRICT, TELANGANA STATE -
500019
PH :8886067847.

2050. SAI SERVICE PRIVATE LIMITED (1011-10-07),
PLOT NO.B-21 & B-34, BHEL ANCILLARY
INDUSTRIAL ESTATE, RAMACHANDRAPURM,
HYDERABAD - 502032
PH :9703811411.

2051. ADARSHA AUTOMOTIVES PVT LTD (1014-10-01),
18-2-45 NEAR FLYOVER, CHANDRAYANGUTTA
"X" ROAD, HYDERBAD - 500005
PH :8142326633.

2052. RKS MOTORS PVT. LTD. (1003-10-09), SURVEY
NO.434, 5-5-33/19, BEHIND HUDA TRUCK
PARKING, KUKATPALLY, DISTT: RANGAREDDY,
HYDERABAD - 500072
PH :9010811131.

2053. SAI SERVICE PRIVATE LIMITED (1011-10-08),
DOOR NO.7-2-C33 & C34, INDUSTRIAL ESTATE,
SANATH NAGAR, HYDERABAD. - 500018
PH :7799360003.

2054. KALYANI MOTORS PVT. LTD. (1018-10-01), PLOT
NO. A-23 & A31/1, I.D.A, NACHARAM,
HYDERABAD. - 500076
PH :9100114863.

2055. GEM MOTORS (INDIA) PVT. LTD. (1009-10-03),
SURVEY NO. 135/A & 135/AA, MANIKONDA,
RAJENDRA NAGAR MANDAL, RANGAREDDY
DISTRICT, HYDERABAD, TELANGANA. - 500089
PH :9912341524.

2056. ADARSHA AUTOMOTIVES PVT LTD (1014-10-02),
H. NO. 8-64/1, RUDRA COLONY, SHAMSHABAD,
HYDERABAD. - 501218
PH :9603296633.

2057. JAYABHERI AUTOMOTIVES PVT. LTD.
(1017-10-01), PLOT NO. 113, 114, 115 IN LUMBINI
ENCLAVE CB SQUARE, VILLAGE – GACHIBOWLI,
SHERLINGAMPALLY MNADAL, HYDERABAD,
TELANGANA STATE. - 500032
PH :9100909401.

2058. JAYABHERI AUTOMOTIVES PVT. LTD.
(1017-10-02), SURVEY NO.11/36, PLOT NO.32, 39
& 40, NEAR N CONVENTION CENTRE,
KHANAMET, HYDERABAD, SHERLINGAMPALLY
MANDAL, HYDERABAD. - 500081
PH :7799916666.

2059. KALYANI MOTORS PVT. LTD. (1018-10-02), M/S
VIDHATA BINNY MODERN RICE MILL, BEARING
NO. 8-4-15 IN SURVEY NO. 239 & 240 OF
VILLAGE – KARMANGHAT, MANDAL –
SAROORNAGAR, DISTRICT – RANGA REDDY,
HYDERABAD. - 500079
PH :9100222377.

2060. ADARSHA AUTOMOTIVES PVT LTD (1019-10-01),
H. NO. 2-4-43/15, SURVEY NO. 34, SOGBOWLI
(PILLER NO. 185 OF P.V. NARSIMHA RAO
EXPRESSWAY), RAJENDRANAGAR,
UPPERPALLY, ATTAPUR, RANGA REDDY,
HYDERABAD, TELANGANA. - 500048
PH :9705436633, 8297426633.

2061. THE MITHRA AGENCIES (1002-10-06), SURVEY
NO 57, D NO.8-2-108, BIRAMALGUDA,
KARMANGHAT NAGARJUN SAGAR ROAD,
HYDERABAD, TELANGANA. - 500079
PH :8886621232.

2062. VARUN MOTORS PVT. LTD. (4603-10-0M), KSN
GARDENS, 5-162/6, BORABANDA MAIN ROAD,
HYDERABAD. - 500018
PH :9885579623.

2063. JAYABHERI AUTOMOTIVES PVT. LTD.
(1017-10-03), SURVEY NO.283, PLOT NO.D-46 &
47, PHASE-V, IDA, JEEDIMETLA,
QUTUBULLAPUR MANDAL, RANGA REDDY
DISTT., HYDERABAD (TELANGANA). - 500055
PH :7799784567.

2064. ADARSHA AUTOMOTIVES PVT LTD (1014-10-03),
SURVEY NO. 220/A, AMBEDKAR ROAD, OPP
HERITAGE FRESH, NEAR AMBAEDKAR STATUE,
NEAR ALWAL, SECUNDERABAD. - 500 010
PH :9291859954.

2065. KALYANI MOTORS PVT. LTD. (1018-10-03),
SURVEY NO. 305, NIZAMPET, MANDAL -
QUTBULLAPUR, DIST.-RANGA REDDY,
HYDERABAD. - 500 072
PH :040 68158999, 9121223221.

HYDERABAD - MEDIPALLI

2066. THE MITHRA AGENCIES (1002-10-07), SURVEY
NO,12,13,14& 15, MEDIPALLY, GHATKESAR
MANDAL, RANGA REDDY DISTRICT,
HYDERABAD, TELANGANA - 500098
PH :8886697954.

IBRAHIMPATNAM

2067. PAVAN MOTORS PVT. LTD (CSF1-CSF-01),
S.NO.123/E, MPP PATELGUDA, IBRAHIMPATNAM,
RANGA REDDY - 501506
PH :8790144499.

JAGTIAL

2068. ADARSHA AUTOMOTIVES PVT LTD (N601-NU-04),
HOUSE NO.-1-5-216/A,OPPOSITE TO KVA
SUBSTATION, KARIMNAGAR ROAD, JAGTIAL. -
505327
PH :8886152222.

JANGAON

2069. ADARSHA AUTOMOTIVES PVT LTD (K101-KI-01),
H.NO.339, HYDERABAD ROAD, JANGAON. -
506167
PH :7799626633.

KAMAREDDY

2070. VARUN MOTORS PVT. LTD. (KX01-KX-01),
H.NO.11-107/61, BESIDE:GURU RAGHAVENDRA
COLONY, CHINNA MALLAREDDY VILLAGE,
KAMAREDDY. - 503111
PH :9985557570.

KARIMNAGAR

2071. ADARSHA AUTOMOTIVES PVT LTD (N601-N6-01),
H.NO. 8-6-313/1, HYDERABAD ROAD,BY-PASS
JUNCTION,KARIMNAGAR - 505001
PH :8886600315.

2072. ADARSHA AUTOMOTIVES PVT LTD (N601-N6-05),
H.NO.8-6-301/18, BY-PASS ROAD, AUTONAGAR,
KARIM NAGAR, TELANGANA. - 505001
PH :8886152222.

2073. VARUN MOTORS PVT. LTD. (N603-N6-01),
BEARING NO. 1-81/3/10/2, SURVEY NO. 221 &
222, REKURTHY VILLAGE,
KARIMNAGAR-JAGTIAL ROAD, KARIMNAGAR
MANDAL & DIST. , TELANGANA. - 505 001
PH :09133376762, 8886619373.

KEESARA

2074. JAYABHERI AUTO (SEI1-SEI-01), H-NO 3-56/9/6A,
SURVEY NO 5,KEESARA,
MEDCHAL-MALKAJGIRI, TELANGANA - 501301
PH :9676076666.

KHAMMAM

2075. MITHRA AUTO AGENCIES PVT LTD (2604-1G-02),
SURVY NO. 182,WARANGAL ROAD, OPP. FCI
GODOWNS,PEDA THANDA.KHAMMAM - 507003
PH :8886063527.

KODAD

2076. PAVAN MOTORS PVT. LTD (BRP2-BRP-01),
SURVEY NO. 42, KOMARBANDA REVENUE
LIMITED, KODAD , DISTRICT – NALGONDA,
TELANGANA - 508206
PH :8008899995.

KOTHAGUDEM

2077. VARUN MOTORS PVT. LTD. (2603-HF-04), DOOR
NO. 5-35/4/B, LAKSHMIDAVI
PALLI.BHADRACHALAM ROAD, KOTTHAGUDEM -
507101
PH :8297168222/9052549111.

MAHABUBABAD

2078. ADARSHA AUTOMOTIVES PVT LTD
(CQS1-CQS-01), SY. NO.38/A, MAHBUBABAD
REVENUE VILLAGE AND MANDAL,
MAHBUBABAD. - 506101
PH :9177746333, 7799700525.

MAHABUBNAGAR

2079. SRI JAYARAMA MOTORS PVT. LTD.
(WP01-WP-01), PLOT NO.C1 & C2, INDUSTRIAL
ESTATE, METTUGADA, MEHBOOBNAGAR -
504001
PH :8096998846.

MAHESHWARAM

2080. ADARSHA AUTOMOTIVES PVT LTD
(CQR1-CQR-01), (BEARING #5-187, SURVEY
NO.:336/A1, VILLAGE & MANDAL:-
MAHESHWARAM DISTT. RANGA REDDY - 501359
PH :8142326633, 9703152222.

MANCHERIAL

2081. ADARSHA AUTOMOTIVES PVT LTD (N601-CM-03),
BEHIND MAHINDRA TRACTORS
SHOWROOM,BELLAMPALLY ROAD, MANCHIRIAL
, DISTT. ADILABAD - 504208
PH :8886302222.

MEDAK

2082. VARUN MOTORS PVT. LTD. (KF01-KF-01),
SY.NO.:1486/A3, HYDERABAD ROAD, MEDAK
(MDL & TOWN) - 502110
PH :9154953337.

MEDCHAL

2083. AUTOFIN LIMITED (CID1-CID-01), H. NO. 11-27/1,
SURVEY NO.401, MEDCHAL VILLAGE AND
MANDAL, DIST. - MEDCHAL. - 501401
PH :8885040020.

MIRYALGUDA

2084. PAVAN MOTORS PVT. LTD (WR01-WR-01),
SURVEY NO-940 &943, (OPPOSITE TO MINA
ENGINEERING COLLEGE) NARKETPALLY
ADDANKI BY-PASS ROAD,MIRYALAGUDA
,NALGONDA DISTRICT,ANDHRA PRADESH -
508207
PH :8790900399.

MOINABAD

DEALER WORKSHOP (AS ON 31.03.2022)

2085. GEM MOTORS (INDIA) PVT. LTD. (CFN1-CFN-01),
SURVEY NO. 70, PLOT NO. 4, VILLAGE AND
GRAM PANCHAYAT – HIMAYATH NAGAR,
MANDAL – MOINABAD, DISTRICT – RANGA
REDDY. - 500075
PH :9912899128, 7997994845.

NAGARKURNOOL

2086. SRI JAYARAMA MOTORS PVT. LTD.
(EV01-EV-01), SURVEY NO.44/A AND 45/A,
UYYALWADA VILLAGE, NAGARKURNOOL,
TELANGANA - 509209
PH :8096990074.

NALGONDA

2087. PAVAN MOTORS PVT. LTD (AN01-AN-01),
CHERLAPALLY VILLAGE, NALGONDA ROAD,
NALGONDA - 508001
PH :247399,8790344499.

NARAYANKHED

2088. VARUN MOTORS PVT. LTD. (CGH1-CGI-01), D. NO.
1-6-111/25/B/5/A/1, SY NO. 57/2, BHUMAN
COLONY, GRAM PANCHAYAT & MANDAL -
NARAYANKHED, DISTRICT – MEDAK,
TELANGANA. - 502286
PH :9885210555.

NARAYANPET

2089. SRI JAYARAMA MOTORS PVT. LTD.
(BPG1-BPG-01), SURVEY NO. 468/4,
MAHABUBNAGAR ROAD, NARAYANPET TOWN,
DIST.-MAHABUBNAGAR, STATE - TELANGANA. -
509210
PH :8096997701, 7893177448.

NIRMAL

2090. ADARSHA AUTOMOTIVES PVT LTD (N601-AA-02),
H. NO. 1-1-131, SHASTRINAGAR, MANCHIRIAL
ROAD, DISTT. ADILABAD, NIRMAL - 504106
PH :8886342222.

NIZAMABAD

2091. VARUN MOTORS PVT. LTD. (1H02-1H-01), PLOT
NO. GP 1-57/4/1,PANGARA
BORGOAN,NIZAMABAD - 503230
PH :8297848999, 9052080444.

PALWANCHA

2092. VARUN MOTORS PVT. LTD. (HF01-CSS-01),
SURVEY NO.758 & 757, NEHRU NAGAR,
PALWANCHA (NEW POLANCH) MANDAL &
TOWN, BHADRADRI KOTHAGUDEM DISTT.,
TELANGANA. - 507115
PH :8297163222.

PARGI

2093. VARUN MOTORS PVT. LTD. (CBO1-CBO-01),
HOUSE NO. 2-356 JANGAIAH COMPLEX, SURVEY
NO. 217/EE4, JAYANTHI NAGAR COLONY,
MANDAL – PARGI, DISTRICT – RANGA REDDY. -
510501
PH :988521055, 9885200000.

PEDAPALLY

2094. ADARSHA AUTOMOTIVES PVT LTD
(GKN1-GKN-01), SURVEY NO 142, H NO 185,
RANGAMPALLI VILLAGE, PEDDAPALLI ,
TELANGANA - 505172
PH :8886618155, 8886672222.

RAMAGUNDAM

2095. ADARSHA AUTOMOTIVES PVT LTD
(BGA1-BGA-01), 5-6-172 SURVEY NO. – 259/B,
MEDIPALLY SHIVAR, RAMAGUNDAM
MUNICIPALITY, DISTRICT – KARIM NAGAR,
ANDHRA PRADESH - 505209
PH :8886144550.

RAMAYAMPET

2096. VARUN MOTORS PVT. LTD. (CDO1-CDO-01),
SURVEY NO. 1626 & 1626/2 SITUATED AT BLOCK
NO. 16, RAMAYAMPET, DISTRICT – MEDAK. -
502101
PH :9885208555, 9703803399.

SANGAREDDY

2097. SAI SERVICE PRIVATE LIMITED (1011-OI-05),
H.NO.4-8-92/1/4/5, AHMED NAGAR,
OPP.GOV.T.ITI, SANGAREDDY, MEDAK (DIST),
ANDHRA PRADESH - 502001
PH :7661811000.

SECUNDERABAD

2098. ACER MOTORS (A DIVISION OF KRISHNAIAH
MOTORS PVT. LTD) (K601-K6-01), A1, MOTI
VALLEY,TRIMULGHERRY,SECUNDERABAD, -
500015
PH :040 44554747, 8885088080.

2099. AUTOFIN LIMITED (K606-K6-01), SURVEY NO. 33,
MEDCHAL ROAD, BOWENPALLY,
SECUNDERABAD - 500011
PH :8885040130.

2100. VARUN MOTORS PVT. LTD. (4603-K6-01),
1-10-176/1, BEHIND VARUN TOWERS-I, OPP.
HYDERABAD PUBLIC SCHOOL, BEGUMPET,
SECUNDERABAD, HYDERABAD, TELANGANA
STATE. - 500016
PH :9885552452.

2101. RKS MOTORS PVT. LTD (K605-K6-01), PLOT NO.
207, TADBUND, SECUNDERABAD. - 500009
PH :9010801004.

2102. AUTOFIN LIMITED (K606-K6-02), SURVEY NO.
177/B & 178/C SITUATED AT VILLAGE –
KOMPALLY, MANDAL – QUTHBULLAPUR,
HYDERABAD. - 500090
PH :8885040126.

2103. PAVAN MOTORS PVT. LTD (K608-K6-02), PLOT
NO. 1-12, 749, 750, SURVEY NO. 751/2,
VENKATADRI NAGAR, NEW MIRJALGUDA,
MALKAJGIRI, SECUNDERABAD, TELANGANA -
500047
PH :9121293690.

SHAD NAGAR

2104. SRI JAYARAMA MOTORS (P) LTD.
(WS01-WS-01), SERVEY NO.445, FAROOQ
NAGAR, SHADNAGAR, MAHABUB NAGAR DISTT.
ANDHRA PRADESH. - 500216
PH :8096996671.

SHAMIRPET

2105. RKS MOTOR PVT. LTD. (SDE1-SDE-01), SHED
NO 2-242, MAJEEDPUR CROSS
ROADS,SHAMIRPET,
MEDCHAL-MALKAJGIRI,TELANGANA - 500078
PH :9848866618.

SHANKARPALLY

2106. SAI SERVICE PRIVATE LIMITED (CEX1-CEX-01),
SURVEY NO. 203, HYDERABAD ROAD OPP. SM
FUNCTION HALL ROAD, SHANKARPALLY, RANGA
REDDY DISTT. - 501203
PH :9966377888, 9912899128, 9703811011.

SIDDIPET

2107. ADARSHA AUTOMOTIVES PVT LTD
(CAL1-CAL-01), SURVEY 197/A, VILLAGE –
PONNALA, SIDDIPET, DISTRICT – MEDAK,
TELANGANA. - 502103
PH :09703716633, 9160746633.

SIRCILLA

2108. ADARSHA AUTOMOTIVES PVT LTD
(BYW1-BYW-01), H. NO. 10-1-7/2, 10-1-7/3,
10-1-7/3/A/1, KARIMNAGAR ROAD, SIRCILLA,
DISTRICT – KARIMNAGAR, TELANGANA - 505301
PH :8886618155, 8142244131.

SURYAPET

2109. PAVAN MOTORS PVT. LTD (BLC1-BLC-01),
SURVEY NO. 493, THALLAGADDA, SURYAPET
MANDAL, NALGONDA DISTRICT, ANDHRA
PRADESH. - 508213
PH :8008899995, 27502750.

TANDUR

2110. VARUN MOTORS PVT. LTD. (CFR1-CFR-01), H.
NO. 2-1-20/3, 2-1-20/3/A & 2-1-20/9, PLOT NO. 45,
46, 47, SURVEY NO. 57 OF MALREDDYPALLY
VILLAGE, TANDUR MUNICIPALITY, VIKARABAD
DISTRICT, TELANGANA. - 501141
PH :8886619370.

THORRUR

2111. ADARSHA AUTOMOTIVES PVT LTD
(BYV1-BYV-01), SURVEY NO.1 TO 5, BEARING M.
NO 4-153/1, VILLAGE & MANDAL THORRUR
DISTT. WARANGAL - 506163
PH :9059438007, 7799790527.

VIKARABAD

2112. GEM MOTORS (INDIA) PVT. LTD. (BYM1-BYM-01),
SHOP NO. 3-2-93/2, VILLAGE – YENNAPALLY,
VIKARABAD MUNICIPALITY, VIKARABAD,
DISTRICT – RANGA REDDY, TELANGANA. -
501101
PH :9912349840.

WANAPARTHY

2113. SRI JAYARAMA MOTORS (P) LTD.
(WQ01-WQ-01), SURVEY NO.1149, KJRNNOOL
ROAD, WANAPARTHY (A.P.) - 509103
PH :8096903879.

WARANGAL

2114. ADARSHA AUTOMOTIVES PVT LTD (D502-D5-02),
PLOT NO.10, INDUSTRIAL AREA, MULUGU ROAD,
WARRANGAL - 506007
PH :8886132222.

2115. ADARSHA AUTOMOTIVES PVT LTD (D502-D5-03),
OPPOSITE TO ORUGALLU FILLING STATION,
HUNTER ROAD, SHAYAMPET, HUNAMKONDA,
WARANGAL - 506001
PH :8886492222.

2116. WIN MOTORS (A UNIT OF BHADRAKALI
AUTOCARE PVT. LTD) (D503-D5-01), SURVEY
NO. 16, 16/A & 16/B, OPPOSITE KAKATIYA
UNIVERSITY GATE-2, LASHKERSINGARAM
REVENUE VILLAGE, HANAMKONDA MANDAL,
WARANGAL. - 506 001
PH :8688828010.

2117. WIN MOTORS (A UNIT OF BHADRAKALI
AUTOCARE PVT. LTD) (D503-D5-02), PLOT
NUMBER 9,10,11 & 13/A ,SURVEY NUMBER
148/A&B OF BHEEMRAM VILLAGE, WARANGAL. -
506015
PH :8688828015.

ZAHIRABAD

2118. SAI SERVICE PRIVATE LIMITED (BAT1-BAT-01),
PLOT NO-5,NEAR IBP PETROL BUNK,
NH-9,ALIPUR,ZAHIRABAD,MEDAK (DIST),ANDHRA
PRADESH - 502220
PH :7660005206.

TELANGANA

DEALER WORKSHOP (AS ON 31.03.2022)

KAGHAZNAGAR

2119. ADARSHA AUTOMOTIVES (SCN1-SCN-01), H.NO :1-61/3,BORIGAON,KAGHAZNAGAR,KOMARAMBH EEM - 504296
PH :8886092222.

TRIPURA

AGARTALA

2120. JAIN UDYOG (6901-69-01), ARUNDHUTI NAGAR, OPP. INDUSTRIAL ESTATE, AGARTALA - 799003
PH :9862149275.
2121. JAIN UDYOG (6901-69-05), 58-B/C, INDUSTRIAL AREA ARUNDHATI NAGAR, AGARTALA - 799003
PH :70057 71216.
2122. JAIN UDYOG (6901-69-06), KHATIAN NO. 1843, MOUJA & TEHSIL – KHAYERPUR, JIRANIA SUBDIVISION, AGARTALA - 799008
PH :97746 16831.

AMARPUR

2123. JAIN UDYOG (CVR1-CVR-01), NEAR MOTOR STAND, AMARPUR,TRIPURA - 799101
PH :97748 45751.

AMBASSA

2124. JAIN UDYOG (CDT1-CDT-01), A.A. ROAD, OPPOSITE OF CHANDRAI PARA HS SCHOOL, AMBASSA, DHALAI, TRIPURA. - 799289
PH :70052 88437.

DHARMANAGAR

2125. JAIN UDYOG (6901-RN-03), DHARMANAGAR COLLEGE ROAD, DHARMANAGAR, TRIPURA(NORTH). - 799250
PH :97747 93164.

UDAIPUR

2126. JAIN UDYOG (YU01-YU-01), DHWAJANAGAR INDUSTRIAL ESTATE,UDAIPUR,TRIPURA (SOUTH) - 799116
PH :9774020152.

UP

MEERUT

2127. TR SAWHNEY (4808-48-01), MUNICIPAL NO 101, KHASRA NO 1926/ MINJUMLA & 1927/1, MAHAL LEKHRAJ MUJBITA, MAIN DELHI ROAD, MEERUT, UP - 250002 - 250002
PH :9999163125.

UTTAR PRADESH

AGRA

2128. MADHUSUDAN MOTORS PVT LTD (6603-66-01), B-5 LAWYERS COLONY, BYE PASS ROAD, AGRA - 282005
PH :531102-05.

2129. MADHUSUDAN MOTORS PVT LTD (6603-66-02), GANESH GANJ, PRATAPPURA, AGRA - 282001
PH :9837097887.
2130. MADHUSUDAN MOTORS PVT LTD (6603-66-03), 6-A , VIBHAV INDUSTRIAL STATE, AGRA - 282007
PH :3299221.
2131. MADHUSUDAN MOTORS PVT LTD (6603-66-04), 26/253, SULTAN GANJ KI PULIA, MAUZA LASKARPUR, AGRA - 283203
PH :9837097894.
2132. PREM MOTORS PVT. LTD. (6605-66-01), KHASRA NO.382,386,387,388, VILLAGE ARTHONI, DELHI-AGRA HIGHWAY, NH-2, AGRA, UTTAR PRADESH - 282007
PH :9690010839.
2133. KTL PVT. LTD. (6606-66-01), MUGHAL ROAD, KAMLA NAGAR, AGRA - 282004
PH :8449715033,8449715099.
2134. PREM MOTORS PVT. LTD. (6607-66-01), 45, OPPOSITE AGRA COLLEGE, GOKULPURA, AGRA, UTTAR PRADESH - 282002
PH :9690010799.
2135. KTL PVT. LTD. (6606-66-02), KHASRA NO. 171, SEWLA JAT, GWALIOR ROAD, AGRA, UTTAR PRADESH - 282001
PH :8449715099.
2136. KTL PVT. LTD. (6606-66-03), 44/320 B, MAUJA BODLA, BODLA CHOWK, AGRA. - 282007
PH :8449715099.
2137. MERAK VEHICLES (6609-66-01), KHASRA NO 65 & 74, MAUZA MOHAMMADPUR, AGRA-DELHI ROAD (NH-2), SIKANDRA, AGRA UTTAR PRADESH-282007. - 282007
PH :9690486139.

AKBARPUR

2138. KTL PVT. LTD. (2801-LH-03), KANPUR ROAD, AKBARPUR - 209206
PH :7408409348.
2139. SMARTWHEELS PVT. LTD. (7201-LH-08), TANDA ROAD, VILL-BUDHAEERPUR, PO-KATRIYA YAKOOBPUR, AKBARPUR , DIST-AMBEDKAR NAGAR (U.P.) - 224122
PH :7705803248.

ALIGARH

2140. DEV MOTORS (P) LTD (B601-B6-01), NEAR BANNA DEVI, G.T.ROAD, ALIGARH - 202001
PH :521771.

ALLAHABAD

2141. AMITDEEP MOTORS (2901-29-01), 26 SULEM SARAI, G.T ROAD, ALLAHABAD - 211001
PH :8948122749, 9026111339, 7738555692, 9839890333, 9936413399.

AMETHI

2142. KTL AUTOMOBILE PVT. LTD. (BBB2-BBB-01), PLOT NO – E 32, INDUSTRIAL AREA TEKARIA, UPSIDC, GAURIGANJ, DIST: C.S.M.NAGAR - 227409
PH :7379557377.

AMROHA

2143. AKANKSHA AUTOMOBILES PVT. LTD. (AO01-AO-01), AMROHA – JOYA ROAD, NEAR PUNJAB NATIONAL BANK, AMROHA, UTTAR PRADESH, PIN CODE: 244221 - 244221
PH :7247800064.

ANPARA

2144. STAR CARS (A UNIT OF SARASWATI VEHICLES LLP) (NU02-NJ-01), KAHUWA NALA, AURI-BINA ROAD, AURI ANPARA, DISTRICT – SONEBHADRA. - 232101
PH :7052547903, 9721905002, 9151154306, 9450544961.

AONLA

2145. KAVISHA MOTORS PVT LTD (CVI1-CVI-01), COMMERCIAL PLOT, RAN NAGAR ROAD, NEAR MUNICIPALITY OFFICE, TEHSIL - AONLA. DIST., BAREILLY, STATE- UTTAR PRADESH. - 243301
PH :07895980222, 07895980300.

AURAI

2146. VARANASI MOTORS PVT LTD (CBM1-CBM-01), KHATA / KHATAUNI NO. 00045, GT ROAD (EHAK BHAURA), OPP. CHINI MILL,VILLAGE & TEHSIL AURAI, DISTT: BHADHOI, UTTARPRADESH, PIN 2221 301 - 2221301
PH :9838360662, 7617002786.

AURAIYA

2147. KULDEEP MOTORS (QJ01-QJ-01), NEAR INDIAN OIL TIRAHA, KANPUR ROAD, AURAIYA. - 206241
PH :9235358444.

AZAMGARH

2148. DEEP MOTORS (K501-K5-01), HARBANSHIPUR NARAILI, AZAMGARH - 276001
PH :9838072905.

BACHRAWAN

2149. KTL AUTOMOBILE PVT. LTD. (CGX2-CGX-01), VISHNUPUR, PHARWAN, RAEBARELI-LUCKNOW ROAD, DIST.-RAEBARELI. - 229301
PH :99184512222.

BAH

2150. KTL PVT. LTD. (CHI1-CHI-01), 16B, DHOBAIR, VILLAGE - BAH, DIST.-AGRA, UTTAR PRADESH. - 283104
PH :7055707169, 8449715033.

BAHERI

2151. KAVISHA MOTORS PVT LTD (BSB1-BSB-01), KASRA NO. 530, 531, 532, 533, NAINITAL ROAD, OPP. RAMLILA GROUND, BAHERI, DISTRICT – BAREILLY, UTTAR PRADESH - 243201
PH :8756000000, 7607696666.

BAHRAICH

2152. ANAND MOTORS AGENCIES LTD (1301-5Z-05), LUCKNOW ROAD,BEHRAICH,UTTAR PRADESH - 271801
PH :9519596080.

BALLIA

2153. DEEP MOTORS (K501-BA-03), MAIDEYPUR, RAJDHANI ROAD, BALLIA - 277001
PH :9838072917.

BALRAMPUR

2154. ANAND MOTORS AGENCIES LTD (XB01-XB-01), NEAR BALRAMPUR CHINI MILLS, GONDA ROAD,BALRAMPUR-UTTAR PRADESH - 271201
PH :6307995976.

BANDA

2155. MY CAR PVT. LTD. (2803-KV-03), KALUKUAN, TINDWARI ROAD, BANDA - 210001
PH :9792971223.

BANSI

2156. ARBIT AUTOMOBILES PVT LTD (GMD1-GMD-01), KHASRA NO. 66 M, GRAM: BHAWNI, TAPPA: KUNDARANA, PARGANA: BANSI EAST, TEHSIL BANSI, DISTT : SIDARTHNAGAR - 272153
PH :89534 12821.

BANTHRA

2157. MEGA MOTORS (SGQ1-SGQ-01), KHASRA NO.1628 AMARPUR, SIKANDARPUR MARKET., BANTHRA, KANPUR ROAD LUCKNOW - 226401
PH :9919101456.

BARABANKI

2158. BRIGHT 4 WHEEL SALES PVT. LTD. (1305-6A-03), VILL. DHARSANIA, LUCKNOW ROAD, NAWABGANJ, BARABANKI - 225001
PH :9838075960.

BARAUT

2159. TANYA AUTOMOBILES (LL02-LL-01), 240/2 SHAHPUR-BADOLI, DELHI SAHARANPUR ROAD, BARAUT, BAGHPAT, UTTAR PRADESH. - 250611
PH :7055300019.

BAREILLY

2160. CORAL MOTORS (P) LTD. (5602-56-01), STATION ROAD, BAREILLY - 243001
PH :559191.
2161. CORAL MOTORS (P) LTD. (5602-56-03), PILIBHIT BYE PASS ROAD, EXECUTIVE CLUB CROSSING, BAREILLY, UTTAR PRADESH - 243002
PH :0581-2554922.

DEALER WORKSHOP (AS ON 31.03.2022)

2162. KAVISHA MOTORS PVT LTD (5601-56-01), 4TH KM, RAMPUR ROAD, CLUTTER BUCKGANJ, BAREILLY - 243502
PH :8756000000, 7607696666.
2163. ETERNITY MOTORS LLP (5603-56-01), KHASRA NO. 803/2, PILIBHIT BYPASS ROAD, PEER BAHORA, OPP. FUN CITY, BAREILLY, UTTAR PRADESH. - 243001
PH :9105555746.

BASTI

2164. SMARTWHEELS PVT. LTD. (7201-6B-05), MANORI CHAURAH, DUMARIYA GANJ ROAD, BASTI - 270002
PH :286294.

BEHTA

2165. MEGA MOTORS (A UNIT OF AKM MOTORS PVT. LTD) (GMI1-GMI-01), KHASRA NO. 254, OPPOSITE SANGAM MOTORS, KURSI ROAD, BEHTA - 226026
PH :6388901514.

BHADOHI

2166. VARANASI MOTORS PVT. LTD. (8402-TT-02), VARNASI ROAD, BHADOHI - 221401
PH :9838360662.

BHOJPUR

2167. MOTORCRAFT SALES INDIA PVT LTD (SDQ1-SDQ-01), OPPOSITE PRIMARY GOVERNMENT SCHOOL, HAPUR ROAD, VILLAGE BHOJPUR, TEHSIL – MODINAGAR, DISTRICT – GHAZIABAD. - 201204
PH :9410038456.

BIJNOR

2168. SHAKUMBARI AUTOMOBILES (P) LTD (6D01-6D-01), PLOT & KHASRA NO. 253/3 & 258/1 ADJACENT KHEDI CHAURAH, NEAR PULKIT HOSPITAL, DELHI-BIJNOR HIGHWAY, BIJNOR, DIST. – BIJNOR, UTTAR PRADESH. - 246701
PH :8630881409.

BILARI

2169. AKANKSHA AUTOMOBILES PVT. LTD. (SDM1-SDM-01), 2KM-BILARI NH 509, NEAR SBS SCHOOL, BILARI, MORADABAD 244001 - 244001
PH :7900600008.

BILASPUR

2170. AKANKSHA AUTOMOBILES PVT. LTD. (BCN1-BCN-01), NH-87, OPPOSITE SHAGUN BANQUET HALL, NEAR MILTON ACADEMY SCHOOL, RAMPUR NAINITAL ROAD, BILASPUR, DISTRICT – RAMPUR. - 244921
PH :9105370007.

BISALPUR

2171. CORAL MOTORS PVT LTD (CXB1-CXB-01), KHASRA NO. 668, VILLAGE : BISALPUR, DISTT: PILIBHIT, UTTAR PRADESH - 262201
PH :9837891846.

BUDAUN

2172. CORAL MOTORS (P) LTD. (5602-NF-04), PLOT NO. - 72, BAREILY-MATHURA HIGHWAY, BUDAUN, UTTAR PRADESH - 132103
PH :9837891846.

BULANDSHAHR

2173. SK UNIVERSE (M502-M5-01), KHASRA NO 561 , BHOOR, OPP PANDIT PETROL PUMP , BULANSHAHR - 203001
PH :9219694600.

CHAKIA

2174. STAR CARS (A UNIT OF SARASWATI VEHICLES LLP) (CJH1-CJH-01), KATHSILA NAHER, NEAR SAINT JOHN'S SCHOOL CHAKIA, DISTRICT – CHANDAULI. - 232101
PH :9450544961.

CHANDAU SI

2175. AKANKSHA AUTOMOBILES PVT. LTD. (XA01-XA-01), AZAD ROAD, NEAR ROADWAYS, CHANDAU SI (BHEEM NAGAR) - 202412
PH :7248000002.

CHAURI CHAURA

2176. ARBIT AUTOMOBILES (SIR1-SIR-01), ARAZI NO 561 DOMARI KHURD, CHAURI CHAURA, GORAKHPUR - 273201
PH :8953412821.

CHIBRAMAU

2177. KTL PVT. LTD. (BMY1-BMY-01), PLOT GHATA NO. 70, MAUJA - LALAKPUR, VILLAGE - CHHIBRAMAU, DIST.-KANNNAUJ, UTTAR PRADES. - 209721
PH :7408409200, 9414113666.

DALMAU

2178. KTL AUTOMOBIELS (SGZ1-SGZ-01), DALMAU ROAD, OPPOSITE BHAGIRATHI GUEST HOUSE - 229203
PH :9918451222.

DEOBAND

2179. ATELIER AUTOMOBILES PVT LTD (XK01-XK-01), OPPOSITE CIVIL COURT, MUZZAFARNAGAR HIGHWAY, DEOBAND - 247001
PH :7500220011.

DEORIA

2180. SMARTWHEELS PVT. LTD. (M601-M6-01), PLOT NO. C-7, AND SHED NO. D-3, GOVERNMENT INDUSTRIAL ESTATE MEHRA, DEORIA, DIST. -DEORIA, UTTAR PRADESH. - 274001
PH :7705800602.

DHAMPUR

2181. SHAKUMBARI AUTOMOBILES (P) LTD (CPQ1-CPQ-01), KHASRA NO. 205, OPPOSITE, UHSA SMARAK SCHOOL, MORADABAD ROAD, TEHSIL - DHAMPUR, MOJA - ALEHPUR, DIST. -BIJNOR, UTTAR PRADESH. - 246761
PH :9675970960.

ETAH

2182. MADHUSUDAN VEHICLES PRIVATE LTD. (XG01-XG-01), 472 ASROLI, GT ROAD, ETAH - 207125
PH :9837097894.

ETAWAH

2183. KULDEEP MOTORS (6E01-6E-01), PAKKA BAGH, KANPUR ROAD, ETAWAH - 206001
PH :257029.

FAIZABAD

2184. SMARTWHEELS PVT. LTD. (7201-F5-02), SAHADAT GANJ, LUCKNOW ROAD, FAIZABAD, UTTAR PRADESH. - 224001
PH :7705803245.

FARIDPUR

2185. KAVISHA MOTORS PVT LTD (CEM1-CEM-01), GATE NO. 216, KASBA SARAI, TEHSIL – FARIDPUR, DISTRICT – BAREILLY, UTTAR PRADESH. - 243503
PH :07895980222, 07895980300.

FARRUKHABAD

2186. MY CAR PVT. LTD. (2803-TS-04), NEKPUR KALAN, FARRUKHABAD - 209625
PH :9792970093.

FATEHABAD

2187. KTL PVT. LTD. (BLQ1-BLQ-01), KHASRA NO. 730/731, GRAM MAUJA, MADAYNA SIKRARA MODE, FATEHABAD, DISTRICT – AGRA, UTTAR PRADESH - 283111
PH :8449710051.

FATEHPUR

2188. KTL PVT. LTD. (2801-TM-04), NH-2, OPP. RTO OFFICE, KANPUR ROAD, FATEHPUR - 212601
PH :7408409383, 7408400000.

FEROZABAD

2189. MADHUSUDAN VEHICLES PRIVATE LTD. (DF01-DF-01), 746, ALI NAGAR KEJRA , NEAR RAJA KA TAL CROSSING, NH 2, FEROZABAD - 283203
PH :9690003077.

GAJRAULA

2190. AKANKSHA AUTOMOBILES PVT. LTD. (XD01-XD-01), JHANAKPURI OPPOSITE RELIANCE PETROL PUMP, DELHI ROAD, GAJRAULA - 244235
PH :7895400003.

GHAZIABAD

2191. ROHAN MOTORS LTD. (5904-59-01), 432 MUKAND NAGAR, G.T.ROAD, GHAZIABAD - 201001
PH :9971466644
011-204170810, +911204170816, +911204170826, +911204170819.
2192. REGENT AUTOLINKS (P) LTD (5902-59-01), A-10/9 INDUSTRIAL AREA, SITE NO 3, MEERUT ROAD, GHAZIABAD - 201001
PH :0120-4641900,904,911,8744042111,9999740464,9711127008.
2193. ROHAN MOTORS (5904-59-02), PLOT NO.46, MEERUT-DELHI ROAD, MORTA, GHAZIABAD - 201102
PH :09310404354 , 9971466644.
2194. T.R. SAWHNEY MOTORS PVT LTD (5905-59-01), PLOT NO. 96, RAJINDER NAGAR INDUSTRIAL AREA, MOHAN NAGAR, GHAZIABAD, DISTT. - GHAZIABAD, U.P. - 201007
PH :9999052148; 9999130612.

GHAZIPUR

2195. AGR AUTOMOBILES PVT. LTD. (8403-KT-03), RKBK PETROL PUMP, NEAR BANSI BAZAR, GAZIPUR - 2333001
PH :2361136.

GHIOR

2196. KULDEEP MOTORS (CVA1-CVA-01), KARHAL ROAD, TEHSIL – GHIOR, DISTRICT – MAINPURI, UTTAR PRADESH. - 205121
PH :9536755555.

GONDA

2197. SMARTWHEELS PVT. LTD. (7201-FZ-07), JANKI NAGAR, OPP INDIAN OIL DEPOT, BAHRAICH ROAD, GONDA, UTTAR PRADESH. - 271001
PH :7705803261.

GORAKHPUR

2198. SMARTWHEELS PVT. LTD. (7201-72-01), MOHADDIPUR, (NEAR RAMGARH TAL), GORAKHPUR (U.P.) - 273012
PH :7705803152.
2199. SMARTWHEELS PVT. LTD. (7201-72-06), NEAR T B HOSPITAL, LACHCHIPUR, NEPAL ROAD, GORAKHPUR - 273012
PH :7705803109.

DEALER WORKSHOP (AS ON 31.03.2022)

2200. SMARTWHEELS PVT. LTD. (7202-72-01), PLOT NO.AL-4, SECTOR-9, GIDA, GORAKHPUR. - 273209
PH :9235401004.
2201. ARBIT AUTOMOBILES PVT LTD (7203-72-01), ARAZI NO. 66/1/1 MI & 66/2/1MI, 66 MI, MAUZA - MAHEWA MUSTAKIL, NEAR FALMANDI CHOWK, TRANSPORT NAGAR, GORAKHPUR, UTTAR PRADESH. - 273016
PH :8953412821.

GOSAIGANJ

2202. BRIGHT 4 WHEEL SALES PVT. LTD. (CWK1-CWK-01), KHASRA NO. 24, VILLAGE - SHEKHANPUR, PARGANA MOHANLALGANJ, TEHSIL - MOHANLALGANJ, DIST.-LUCKNOW, UTTAR PRADESH. - 226501
PH :9838075929.

GREATER NOIDA

2203. ROHAN MOTORS LTD. (T201-T2-01), 63-A, UDYOG VIHAR, GREATER NOIDA, UTTER PRADESH. - 201306
PH :4513739, 4513736, 4513734, 4513700/9958506111.

HAIDERGARH

2204. BRIGHT 4 WHEEL SALES PVT. LTD. (CVU1-CVU-01), PROPERTY SHOP NO. 5, 6 AND 7, VILLAGE - GOTAUNA, PARGANA - HAIDERGARH, TEHSIL - HAIDERGARH, DISTRICT - BARABANKI. - 225124
PH :9935275786, 9838075929.

HAMIRPUR

2205. KTL PVT. LTD. (QH01-QH-01), VILLAGE RAMEDI,KANPUR ROAD, HAMIRPUR - 210301
PH :7704907587.

HAPUR

2206. ROHAN MOTORS (6G01-6G-01), DELHI-HAPUR ROAD, OPPOSITE SSV INTERCOLLEGE,HAPUR, DISTRICT- GHAZIABAD - 245101
PH :8476853930, 9536129292.

HARDOI

2207. CONCEPT CARS PVT. LTD. (QE01-QE-01), NANAK GANJ, LUCKNOW ROAD, HARDOI - 241001
PH :8756000000, 7607696666.
2208. CONCEPT CARS PVT. LTD. (QE01-QE-04), PLOT NO. 1609 & 1605 GANGA BUX PURVA, BILGRAM ROAD, HARDOI KANPUR HIGHWAY, HARDOI, UTTAR PRADESH. - 241001
PH :7607696666, 8756000000.

HATHRAS

2209. DEV MOTORS (P) LTD (B601-LP-03), NEAR NAGLA UMMED, ALIGARH ROAD, HATHRAS - 204101
PH :9917435500.

JAGDISHPUR

2210. BRIGHT 4 WHEEL SALES PVT. LTD. (XC01-XC-01), KATHORA,MUSAFIRKHANA,LUCKNOW SULTANPUR ROAD,JAGDISPUR-UTTAR PRADESH - 227817
PH :9721526961 , 9628374814.

JALALABAD

2211. SUMITRA DS MOTORS PVT. LTD. (GJX1-GJX-01), GRAM: SUJAWALPUR, BAREILLY ROAD, TEHSILL: JALALBAD, DIST. SHAHJHANPUR - 242221
PH :9336408074, 9897019488.

JAUNPUR

2212. KIRTIKUNJ AUTOMOBILES PVT. LTD. (6H01-6H-01), KHANPUR AKBAR, KUTTUPUR TIRAHA - 222001
PH :9554951026.

JHANSI

2213. SURI AUTOMOBILES (6001-60-01), BALAJI UNNA ROAD, ANSAL COLONY, JHANSI PIN – 284002. - 284002
PH :8881811383.
2214. VELOCITY CARS (A UNIT OF BASERA VELOCITY AUTOHUB PVT. LTD) (6002-60-01), PLOT NO 486, 487, 488, 489 AND 477 (PATTIA NUMBERS), MAUZA - KOCCHABHANWAR, BLOCK - BADAGAON, TEHSIL AND DISTT - JHANSI. - 284128
PH :9889440999.

KANNAUJ

2215. KTL PVT. LTD. (2801-EM-05), PLOT NO. - 377, AKBARPUR, KANNAUJ - 209725
PH :7408409305.

KANPUR

2216. KTL PVT. LTD. (2801-28-01), 9/46, BENAJHABAR ROAD, HARSH NAGAR, KANPUR - 208002
PH :7408409341.
2217. MY CAR PVT. LTD. (2803-28-01), 84/54 C, JARIB CHOWKI ,G.T. ROAD, KANPUR - 208003
PH :9792970511.
2218. KTL PVT. LTD. (2801-28-02), SHVAATRA KRISHNA NAGAR, G T ROAD, KANPUR - 208007
PH :7408409253.
2219. MY CAR PVT. LTD. (2803-28-02), C-16, SITE-1, PANKI INDUSTRIAL AREA, KANPUR - 208022
PH :9792970086.
2220. S B CARS PVT.LTD (2806-28-01), 77B , FAZALGANZ, KANPUR - 208012
PH :2241660.

2221. MY CAR PVT. LTD. (2803-28-05), 88, BLOCK-T, FACTORY AREA, FAZALGANJ, KANPUR - 208004
PH :9792970081.

2222. S B CARS PVT.LTD (2806-28-05), 1/6-7 AMBEDKAR PURAM, AWAS VIKASH, KALYANPUR, KANPUR - 208017
PH :7408525252.

2223. KULDEEP MOTORS KANPUR LLP, (2808-28-01), BUKHAND NO. 756, 756A, 757, BLOCK: W, YOJNA: 2, JUHI KALAN, BARRA BYE PASS, KANPUR. - 208017
PH :9076608701.

2224. KTL PVT. LTD. (2801-28-07), ARAZI NO. 1110, VILLAGE BAIRI, AKBARPUR, KACHHAR, INDIRA NAGAR, KANPUR, UTTAR PRADESH - 208 026
PH :7408409379.

KARWI

2225. MY CAR PVT. LTD. (CBU1-CBU-01), ARAJI NO. 58, MAUJA - AMANPUR, TEHSIL - KARWI, DIST. -CHITRAKOOT, UTTAR PRADESH. - 210205
PH :9839029868, 9792970391.

KASGANJ

2226. MADHUSUDAN VEHICLES PRIVATE LTD. (BVX1-BVX-01), ARAJI NO. 646, SAURO ROAD, KASGANJ, DISTRICT – KASGANJ, UTTAR PRADESH. - 207123
PH :9837097863, 9690003034.

KASIA

2227. ARBIT AUTOMOBILES PVT LTD (GMJ1-GMJ-01), MAUJA BHAISSAHA, HETIMPUR KASIA, KUSHINAGAR, UTTAR PRADESH - 274206
PH :8953412821.

KAYAMGANJ

2228. MY CAR PVT. LTD. (CBV1-CBV-01), BYE PASS ROAD , NEAR KHAN PETROL PUMP, VILLAGE : KAYAMGANJ , DISTT : FARUKHABAD - 209502
PH :9839029868, 9792970391.

KHANDAULI

2229. MADHUSUDAN MOTORS PVT LTD (BVV1-BVV-01), KHASRA NO. 97, AGRA-SADABAD, HATHRAS ROAD, OPP. HDFC BANK, VILL.-KHANDAULI, TEHSIL ETHMADPUR, DIST. AGRA, UTTAR PRADESH. - 283126
PH :9837097863, 9690003034.

KHUTAR

2230. SUMITRA DS MOTORS PVT LTD (CIO1-CIO-01), VILLAGE – NARAINPUR, VIKRAMPUR GOLA ROAD, KHUTAR, DISTRICT – SHAHJAHANPUR, UTTAR PRADESH. - 242405
PH :9336408074.

KIRAOLI

2231. PREM MOTORS PVT. LTD. (BJZ1-BJZ-01), GOVIND PALACE, NEAR KIRAWALI TEHSIL, AGRA – JAIPUR HIGHWAY, KIRAWALI, DISTRICT – AGRA, UTTAR PRADESH. - 283122
PH :9690010799.

KOSI

2232. UMA MOTORS PVT. LTD. (CPV1-CPV-01), KHASRA NO. 245, CITY - KOSI, DIST-MATHURA. - 281004
PH :9997683333, 9997511006.

KUBERPUR

2233. KTL PVT. LTD. (6606-CRU-04), KHASRA NO.248,249,251, NAWALPUR, BHAGPUR, POST-ETHMADPUR, NH-2, KUBERPUR, AGRA, UTTAR PRADESH - 282006
PH :8449715099.

LAKHIMPUR

2234. SUMITRA DS MOTORS PVT LTD (W201-M3-02), GATA NO. 66, LRP ROAD, TOWARDS GOLA, LAKHIMPUR KHERI - 242001
PH :7522888333, 9415770000.
2235. SUMITRA DS (M301-M3-01), GATE NO 604, PALIA ROAD, NEAR FCI WEAR HOUSE, VILLAGE - BHARDSARIYA, KHERI, LAKHIMPUR - 262702
PH :7522888333, 9415770000.

LALGANJ

2236. KTL AUTOMOBILE PVT. LTD. (CSL2-CSL-01), JEEWAN DEEP COMPOUND, ALLAHABAD ROAD, LALGANJ, DISTT. RAIBARELLI - 229206
PH :9918451222.

LALITPUR

2237. SURI AUTOMOBILES (6001-6J-03), JAHANSI SAGAR ROAD, LALITPUR - 284001
PH :9451496015.

LUCKNOW

2238. ANAND MOTORS AGENCIES LTD (1301-13-01), 11TH KMS, FAIZABAD ROAD, CHINHAT, LUCKNOW - 227105
PH :7080000462.
2239. KTL AUTOMOBILE PVT. LTD. (1311-13-01), MATIYARI CHAURAH, CHINNHAT, FAIZABAD ROAD, LUCKNOW - 227105
PH :7408411453.
2240. ANAND MOTORS AGENCIES LTD (1301-13-02), 47, NEHRU ROAD, SADAR BAZAR, LUCKNOW - 226016
PH :3098257, 7080000463.
2241. BRIGHT 4 WHEEL SALES PVT. LTD. (1305-13-01), 11/CP- 6, VIKAS NAGAR, RING ROAD, LUCKNOW - 226022
PH :2739501.

DEALER WORKSHOP (AS ON 31.03.2022)

2242. ONE UP MOTORS INDIA PVT. LTD. (1306-13-01), C-16A, TRANSPORT NAGAR, KANPUR ROAD, LUCKNOW, KANPUR ROAD, LUCKNOW - 226012 PH :99181100801.
2243. KTL AUTOMOBILE PVT. LTD. (1311-13-02), INDRA NAGAR, OPP. HAL-FAIZABAD ROAD, LUCKNOW, UTTAR PRADESH - 226016 PH :7408411478.
2244. KTL AUTOMOBILE PVT. LTD. (1311-13-03), BEHIND N S KOHLI PETROL PUMP, SARDARI KHEDA, KANPUR ROAD, ALAMBAGH, LUCKNOW - 226005 PH :9918451222.
2245. ANAND MOTORS AGENCIES LTD (1301-13-04), G-3, LDA MARKET, ALIGANJ, LUCKNOW - 226024 PH :4103406/407/408, 7080000464.
2246. ONE UP MOTORS INDIA PVT. LTD. (1306-13-03), CHANNAIL CROSSING, MANDIR MARG, LUCKNOW - 226005 PH :9918500451.
2247. BRIGHT 4 WHEEL SALES PVT. LTD. (1305-13-02), PARGANNA MOHANNA, STP ROAD, CHATMEEL, LUCKNOW - 226021 PH :9838075960.
2248. BRIGHT 4 WHEEL SALES PVT. LTD. (1305-II-04), PLOT NO: 57 TO 60, KAUSHALABAD, BADHAULI BKT, PARGANA MOHANNA, SITAPUR ROAD, BAKSHI KA TALAB, LUCKNOW - 226020 PH :7317049000.
2249. BRIGHT 4 WHEEL SALES PVT. LTD. (1305-13-05), PLOT NO. 68, BUTLER GANJ, BAALU ADDA, LUCKNOW. - 226001 PH :8756000000, 7607696666.
2250. MEGA MOTORS (A UNIT OF AKM MOTORS PVT. LTD) (1313-13-01), CP1 (COMMERCIAL PLOT 1), VIBHAV KHAND, GOMTI NAGAR, LUCKNOW. - 226 010 PH :9935096417, 7054631666.
2251. KTL AUTOMOBILE PVT. LTD. (1311-13-07), B-6/1A, AMAUSI INDUSTRIAL AREA, NADARGANJ, LUCKNOW, UTTAR PRADESH. - 226008 PH :7800007376.
2252. BRIGHT 4 WHEEL SALES PVT. LTD. (1305-13-06), KHASRA NO. 418, MISHRAPUR PARGANA MAHONA, KURSI ROAD, LUCKNOW. - 226022 PH :9935275786.
2253. ONE UP MOTORS INDIA PVT. LTD. (1314-13-01), KHASRA NO. 20 TO 25, 30, 35, 37, 42, 43, 45, 47, 48, 49, 67, 68, 71 & 99, RAJJABGANJ, HARDOI ROAD, LUCKNOW. - 226003 PH :9821026545, 7800005200.

2254. MEGA MOTORS (A UNIT OF AKM MOTORS PVT. LTD) (1313-13-02), KHASRA NO. 614, VILLAGE: BHADRAKH, VIP CANNEL RINGI ROAD, DEVI KHERA, TELIBAGH (VIP ROAD), TEHSIL: SAROJNI NAGAR, LUCKNOW, UTTAR PRADESH 226002 - 226002 PH :6388901514.

MADHOGANJ

2255. CONCEPT CARS PVT. LTD. (BHI1-BHI-01), KANPUR ROAD, NEAR RAILWAY CROSSING, MADHOGANJ DIST. HARDOI. - 241001 PH :220016, 220064, 7607696666.

MAHARAJGANJ

2256. SMARTWHEELS PVT. LTD. (EI01-EI-01), NEAR PHARENDA TAXI STAND, NAHAR ROAD, PIPAR DEORA, MAHARAJGANJ, DIST. MAHARAJGANJ, UTTAR PRADESH. - 273303 PH :7705800602, 7705803109.
2257. KTL AUTOMOBILE PVT. LTD. (CSM2-CSM-01), MUNNA MARKET HAIDERGARH ROAD TOWN AREA, TEHSIL - MAHARAJGANG, DISTRICT - RAIBAREILLY, UTTAR PRADESH. - 229306 PH :99184512222.

MAHMUDABAD

2258. CONCEPT CARS PVT. LTD. (AAN1-AAN-01), IN FRONT OF POWER HOUSE, SIDAULI ROAD, MAHMOODABAD (U.P.) - 261203 PH :7607696666, 8756000000.

MAHOBA

2259. SURI AUTOMOBILES (6001-RM-02), NEAR PARMANAND CHOWK, GANDHINAGAR, MAHOBA, UTTAR PRADESH, - 284001 PH :244344, 9451496015.
2260. VELOCITY MOTORS (RM02-RM-01), BAJRANG CHOWK, SAGAR-KANPUR HIGHWAY, MAHOBA - 210427 PH :9560998709.

MAHOLI

2261. CONCEPT CARS PVT. LTD. (CWS1-CWS-01), MUSKAN TRACTORS, NEAR MELA MAIDAN, SHAHJHANPUR ROAD, MAHSUNIYAGANJ, MAHOLI, DIST.-SITAPUR, UTTAR PRADESH. - 261141 PH :7607696666.

MAHRONI

2262. SURI AUTOMOBILES (CGN1-CGN-01), LALITPUR ROAD, MEHRONI, DISTRICT - LALITPUR, UTTAR PRADESH. - 384405 PH :7705000558, 8881811383.

MAINPURI

2263. KULDEEP MOTORS (6E01-SG-02), SKP-4A, MAINPURI - 205001 PH :9235258444.

MALIHABAD

2264. ONE UP MOTORS INDIA PVT. LTD. (BOD1-BOD-01), KHASRA NO. 326/1 AND 327, VILLAGE PARGANA, TEHSIL - MALIHABAD, DISTRICT - LUCKNOW, UTTAR PRADESH. - 227111 PH :99181100781.

MANDURI

2265. DEEP MOTORS (K501-K5-04), VILLAGE - BALDEV MADURI, TEHSIL - SAGRI, DISTRICT - AZAMGARH, UTTAR PRADESH. - 276138 PH :09838072902.

MATHURA

2266. UMA MOTORS PVT. LTD. (H801-H8-01), 68, MAHOLI, NEAR JAI GURUDEV TEMPLE, NH-2, KM STONE 146, MATHURA - 281004 PH :2463043/ 6290700.

MATI

2267. MEGA MOTORS (A UNIT OF AKM MOTORS PVT. LTD) (SCG1-SCG-01), GATA NO 761, NEAR MATI POLICE CHOWKI, VILLAGE- MATI, PARGANA- DEWA, TEHSIL- NAWABGANJ, BARABANKI, UTTAR PRADESH - 225 003 PH :6388901514.

MAURANIPUR

2268. VELOCITY CARS (A UNIT OF BASERA VELOCITY AUTOHUB PVT. LTD) (GJJ1-GJJ-01), BASERA CITY, MAURANIPUR - GARUTHA ROAD, MAURANIPUR, DISTT: JHANSI, UTTAR PRADESH - 284204 PH :8299202863.

MAWANA

2269. RADHA GOVIND AUTOMOBILES PVT LTD (CWZ1-CWZ-01), MAIN SHANTI NAGAR ROAD, MAWANA KALAN, SUBDIVISION HASTINAPUR, TEHSIL MAWANA, DISTRICT MEERUT - 250401 PH :7456001002.

MEERUT

2270. TANYA AUTOMOBILES PVT. LTD. (4802-48-01), 35 CHIPPI TANK, BEGUM BRIDGE ROAD, MEERUT - 250001 PH :9837077003.
2271. TANYA AUTOMOBILES PVT. LTD. (4802-48-03), 90, NAUCHANDI GROUND, GARH ROAD, MEERUT - 250001 PH :9837077004.
2272. RADHA GOVIND AUTOMOBILES PVT. LTD. (4807-48-01), VILLAGE - BARAL, KUNDA GATE NEAR YOGI FARM HOUSE, PARTAPUR, DELHI ROAD, MEERUT. - 250002 PH :7456001030, 7456003222.

2273. TANYA AUTOMOBILES PVT. LTD. (4802-48-04), MUNICIPAL NO. 9, 9/2, 9/3, 9/4, 11, 11/1, VILLAGE - ROSHANPUR DORLI, OPP. KONARK COLONY, NEAR RAJMANDIR MANDAP, ROORKEE ROAD, TEHSIL - SARDHANA, MEERUT, U.P. - 250001 PH :7900201515.

MIRZAPUR

2274. STAR CARS (6K02-6K-01), PILI KOTHI, STATION ROAD, MIRZAPUR, UTTAR PRADESH - 231001 PH :7052547903, 9721905002, 9151154306, 9450544961.

MODINAGAR

2275. MOTORCRAFT SALES PVT. LTD. (5903-M7-02), OPPOSITE SONIA ENCLAVE, ADJACENT SUMAN CINEMA, NH-58, MODINAGAR - 201204 PH :09557338222 & 07042427140.

MOHANLAL GANJ

2276. BRIGHT 4 WHEEL SALES PVT. LTD. (BWU1-BWU-01), KHASARA PLOT NO.581, VILLAGE PURSANI, PARGANA AND TEHSIL MOHANLALGANJ, LUCKNOW DISTT., UTTAR PRADESH - 227305 PH :7571905966.

MORADABAD

2277. AKANKSHA AUTOMOBILES PVT. LTD. (B401-B4-01), DELHI ROAD, 5TH.KM, MORADABAD (U.P.) - 244001 PH :7247800008.
2278. AKANKSHA AUTOMOBILES PVT. LTD. (B401-B4-03), 5TH KM DELHI ROAD, MORADABAD - 244001 PH :9568200001.
2279. AKANKSHA AUTOMOBILES PVT. LTD. (B401-B4-04), KHASRA NO. 569-570, VILLAGE - KAJIPURA, KANT ROAD, MORADABAD, UTTAR PRADESH. - 244001 PH :78958600007.

MUZAFFARNAGAR

2280. RADHA GOVIND (H903-H9-01), NH -58 ,121 KM STONE, BY-PASS ROAD, NEAR TRANSPORT NAGAR, MUZAFFARNAGAR - 251001 PH :9760092009 , 7535007026.

NAJIBABAD

2281. SHAKUMBARI AUTOMOBILES (P) LTD (CPS1-CPS-01), NEAR BUS STAND, BIJNORE BYPASS ROAD, NAJIBABAD, DIST.-BIJNORE, UTTAR PRADESH. - 246 701 PH :8630881459.

NAUGRAH

2282. SMARTWHEELS PVT. LTD. (QG01-QG-01), NEAR PAKARI CHAURAHA, NAUGARH ROAD, SIDDHARTH NAGAR - 272205 PH :7705803129.

DEALER WORKSHOP (AS ON 31.03.2022)

NAWABGANJ

2283. KAVISHA MOTORS PVT LTD (CHT1-CHT-01), VILLAGE – EIDH JAGIR NEAR GURUDWARA AT NH-74, TEHSIL – NAWABGANJ, DISTRICT – BAREILLY. - 262406
PH :07895980222, 07895980300.

NOIDA

2284. ROHAN MOTORS LTD. (A102-A1-01), C-8/9, SECTOR - I, NOIDA - 201301
PH :4071900, 4071909, 4071931, 4071932, 4071209, 4071949/9582210152.
2285. ROHAN MOTORS LTD. (A102-A1-02), C-11, SECTOR-1, NOIDA, UTTAR PRADESH - 201301
PH :4071900, 209.31.32/9582210152.
2286. FAIR DEAL PREMIUM WHEELS PVT.LTD. (A108-A1-01), D-39, SEC-10, NOIDA - 201301
PH :08448296694 & 09654326008.
2287. VIPUL MOTORS PVT. LTD. (A101-A1-02), B-124 & B-125, SECTOR – 5, NOIDA, UTTAR PRADESH - 201301
PH :4603100/28/33/8527835888.
2288. VIPUL MOTORS PVT. LTD. (A106-A1-01), J-14, SECTOR-63, NOIDA, DISTT. GAUTAM BUDDH NAGAR (U.P.) - 201301
PH :4758600/01/02/8448589759.
2289. MOTORCRAFT SALES PVT. LTD. (5903-A1-04), PLOT NO.15, SECTOR-140, NOIDA (U.P.) - 201305
PH :09818532222 & 09971733233.
2290. MOTORCRAFT SALES (5903-A1-5), PLOT NO 19 ECOTECH 12 GREATER NOIDA WEST ,GB NAGAR , UP - 201306
PH :8826312222.

ORAI

2291. S B CARS PVT.LTD (2806-LU-02), KANPUR ROAD, ORAI - 285001
PH :9307219303.

PADRONA

2292. SMARTWHEELS PVT. LTD. (BGJ1-BGJ-01), AARJ NO. 37 & 38, MAUJA - BELWA MISRA, TAPPA PAKDI, PARAGNA - SIDHUWA JAUBNA, TEHSIL - PADRAUNA, DIST.-KUSHINAGAR, UTTAR PRADESH. - 274304
PH :7705803259.

PAPHUNDA

2293. TANYA AUTOMOBILES (4802-SIB-05), 354/1, MAIN HAPUR ROAD, PHAPHUNDA. - 245206
PH :9917547777.

PEPPEGANJ

2294. ARBIT AUTOMOBILES PVT LTD (GKG1-GKG-01), GHATA NO. 466, 465 & 472, PEPPEGANJ, MOUZA - SAHABGANJ, TEHSIL - CAMPIERGANJ, DISTT: GORAKHPUR - 273165
PH :89534 12821.

PILIBHIT

2295. CORAL MOTORS (P) LTD. (IL01-IL-01), BISALPUR ROAD, PILIBHIT, U.P. - 262001
PH :9837891846.

PRAYAGRAJ

2296. SARASWATI MOTORS (2904-29-01), PLOT NO 24, INDUSTRIAL AREA MNIT COLLEGE, TELIYARGANJ, PRAYAGRAJ, UTTAR PRADESH. - 211004
PH :8090854053.
2297. BRIGHT 4WHEELS (2905-29-01), ARAZI NO 390 AND 389 AT KATKA, ANDAWA SAHSON BYPASS, PRAYAGRAJ - 211002
PH :9415324201.

PURANPUR

2298. CORAL MOTORS (P) LTD. (CAD1-CAD-01), KHASRA NO. 768 & 770, VILLAGE – KHAMRIYA PATTI, PURANPUR – PILIBHIT ROAD, TEHSIL AND PARGANA – PURANPUR, DIST. PILIBHIT. - 262124
PH :9837891846, 9927001120.

RAIBAREILLY

2299. KTL AUTOMOBILE PVT. LTD. (HS07-HS-01), PLOT NO. 1550, GULLUPUR, P O KATWARA, HIJARCHANDRAPUR, RAIBAREILLY - 229303
PH :7800001601.

RAM SANEHI GHAT

2300. BRIGHT 4WHEELS (SDH1-SDH-01), GATA NO 76, VILLAGE - BHENDUWA BRAHMANAN, TEHSIL - RAM SANEHI GHAT, BARABANKI, UTTAR PRADESH, PIN 225409 - 225409
PH :9935275786.

RAMNAGAR

2301. BRIGHT 4 WHEEL SALES PVT. LTD. (BRK1-BRK-01), KHASRA NO. 629, VILLAGE - BUDHAWAL, TEHSIL - RAMNAGAR, DIST. -BARABANKI, UTTAR PRADESH. - 225205
PH :9935275786, 9838075929.

RAMPUR

2302. AKANKSHA AUTOMOBILES PVT. LTD. (B401-6L-02), SHAHZAD NAGAR BAREILLY ROAD RAMPUR UTTAR PRADESH - 244901
PH :7895500007.

RAYA

2303. UMA MOTORS PVT. LTD. (BXX1-BXX-01), CHAUDHARY PADAM SINGH MARKET, NEAR INDIA INTER COLLEGE, RAYA - MAANT ROAD, RAYA, DISTT. MATHURA (U.P.) - 281204
PH :9997683333, 9997511006.

ROBERTSGANJ

2304. STAR CAR (CTY1-CTY-01), UMRAURA, PIMPRI ROAD, ROBERTSGANJ, UTTAR PRADESH. - 231216
PH :7052547903, 9721905002, 9151154306, 9450544961.

SAHARANPUR

2305. ATELIER AUTOMOBILES PVT LTD (S202-S2-01), NEAR BARI NAHAR, AMBALA ROAD, SAHARANPUR - 247001
PH :7500250070.

SAHIBABAD

2306. FAIR DEAL WHEELS PVT. LTD (08E1-M9-01), 12/67 SITE 4, INDUSTRIAL AREA,,SAHIBABAD, GHAZIABAD - 110095
PH :4740409/102/436, 8860088659.
2307. MOTORCRAFT SALES PVT. LTD. (5903-M9-01), S-7 SITE-IV, SAHIBABAD INDUSTRIAL AREA, NEAR DABUR CHOWK, SAHIBABAD - 201010
PH :4172222 / 4102222, 09958562222 & 09560605122.
2308. T.R. SAWHNEY MOTORS PVT LTD (0819-M9-03), 28/1/1, SITE-IV, SAHIBABAD INDUSTRIAL AREA,DISTT- GHAZIABAD, UTTAR PRADESH - 201010
PH :9999399152; 9999399143.

SALEMPUR

2309. SMARTWHEELS PVT LTD (GKA1-GKA-01), GHATA NO. 48, GRAM: DEVPAR, TEHSILL: SALEMPUR, PARGANA: SALEMPUR MAUJHAULI, DISTT: DEORIA - 274509
PH :7705800602, 7705803321.

SALON

2310. KTL AUTOMOBILES (SCP1-SCP-01), SALON BYPASS, PARSHEDAPUR ROAD, SALON, DISTRICT RAIBARELLI, UTTAR PRADESH - 229127
PH :9918451222.

SAMBHAL

2311. AKANKSHA AUTOMOBILES PVT. LTD. (BBP1-BBP-01), PLOT NO. 303, NEAR TAJ MILK FACTORY, MORADABAD SAMBHAL ROAD, SAMBHAL, UTTAR PRADESH - 244302
PH :7248000028.

SANDILA

2312. CONCEPT CARS PVT. LTD. (WY01-WY-01), PLOT NO.371, SARAY MARUPPUR, LUCKNOW ROAD, SANDILA-241204 DISTT. HARDOI. - 241204
PH :8756000000, 7607696666.

SHAHABAD

2313. CONCEPT CARS PVT. LTD. (AAX1-AAX-01), VILLAGE MUJAGADH, SHAHABAD - 241124
PH :8756000000, 7607696666.

SHAHJAHANPUR

2314. SUMITRA DS MOTORS PVT LTD (W201-W2-01), SITAPUR ROAD, NH-24, SHAHJAHANPUR - 242001
PH :7522888333, 9415770000.

SHAMLI

2315. RADHA GOVIND AUTOMOBILES PVT. LTD. (XJ01-XJ-01), KHERI KARMU, OPPOSITE POWER HOUSE, PANIPAT-KAIRANA ROAD, SHAMLI UTTAR PRADESH - 247776
PH :8978962084, 7535007010.

SHIKOHABAD

2316. MADHUSUDAN VEHICLES PRIVATE LTD. (XH01-XH-01), 2508, KATRA MIRA, MAHAMMABAD, OPP PROFESSOR COLONY, NH 2, BYE PASS ROAD, SHIKOHABAD, DISTT: FIROZABAD, UTTAR PRADESH - 283203
PH :9837097894, 9690003001.

SIDHAULI

2317. CONCEPT CARS PVT. LTD. (BFO1-BFO-01), R/O MISHRIKH ROAD NOROTTAM NAGAR, DAKSHIDI, OPP. BLOCK, SIDHAULI, SITAPUR. - 261303
PH :7607596666.

SITAPUR

2318. CONCEPT CARS PVT. LTD. (QE01-6M-02), LUCKNOW-DELHI ROAD, NH-24, VILLAGE JAMMAYAPUR, SITAPUR - 261001
PH :7607696666, 8756000000.

SULTANPUR

2319. KIRTIKUNJ AUTOMOBILES PVT. LTD. (N101-N1-01), SHAURYAMAU, MIRANPUR, VARANSI-LUCKNOW HIGHWAY, NH-56 (FAIZABAD BYPASS) SULTANPUR - 228001
PH :227760 , 220107.

SWAR

2320. AKANKSHA AUTOMOBILES PVT. LTD. (CQX1-CQX-01), IN FRONT OF EIDGAH, TEHSIL – SWAR, DISTRICT – RAMPUR, UTTAR PRADESH. - 244924
PH :7900600041.

THAKURDWARA

2321. AKANKSHA AUTOMOBILES PVT. LTD. (KO01-KO-01), 2 KM. MORADABAD ROAD, NEAR JEETA KA DHABA, SAHAB GANJ (MUNSHI GANJ), THAKURDWARA, DISTT. MBD. UTTAR PRADESH - 244601
PH :7248000040.

TILOI

DEALER WORKSHOP (AS ON 31.03.2022)

2322. KTL AUTOMOBILE PVT. LTD. (CGY2-CGY-01),
VILLAGE PURE LANGDA, PAKAR GAON, MOHAN
GUNJ, TEHSIL - TILOHI, DIST.-RAIBARELI. -
229309
PH :99184512222.

UJJHANI

2323. ETERNITY MOTORS LLP (GJK1-GJK-01),
BADAUN BYE PASS ROAD, UJJHANI - 243639
PH :94122 89074.

UNCHAHAHAR

2324. KTL AUTOMOBILE PVT. LTD. (IH02-IH-01),
ALLAHABAD LUCKNOW ROAD, NEAR PURANA
PETROL PUMP, WARD NO. 5, UNCHAHAHAR, DISTT:
RAIBARELI - 229404
PH :99184512222.

UNNAO

2325. S B CARS (2806-KL-04), HUSSAIN NAGAR
BYPASS,KANPUR-LUCKNOW HIGHWAY ROAD,
UNNAO,U.P. - 209801
PH :9839806451.

VARANASI

2326. VARANASI MOTORS PVT. LTD. (8402-84-01), THE
MALL, CANTONMENT, VARANASI - 221001
PH :2509068, 2509069.

2327. AGR AUTOMOBILES PVT. LTD. (8403-84-01),
B-38/2A, MAHMOORGANJ, GOPAL VIHAR,
VARANASI - 221010
PH :2360436.

2328. VARANASI MOTORS PVT. LTD. (8402-84-03),
AARAJI NO.2 AND 48, G.T. ROAD, TODAPUR,
MOHANSARAI, RAJATALAB, VARANASI (U.P.) -
221311
PH :2632786, 9838360662.

2329. AGR AUTOMOBILES PVT. LTD. (8403-84-04),
ARAZI NO. 399, 398, 400, 401,NH2 PANDITPUR,
DEHAT AMANAT, TEHSIL - RAJATALAB,
VARANASI - 221112
PH :98898 03355.

UTTARAKHAND

ALMORA

2330. NAINITAL MOTORS PVT LTD (J603-SQ-04),
PAWAR BHAWAN, JOSHI KHOLA RAJPURA,
PITHRAGARH ROAD, ALMORA - 263601
PH :9997194132.

BAGESHWAR

2331. NAINITAL MOTORS PVT LTD (J603-8I-05), VILL.
BILOMA,SERA, BAGESHWAR, UT,
BAGESHWAR - 263642
PH :9557200522.

BAZPUR

2332. AKANKSHA AUTOMOBILES (RUDRAPUR) PVT
LTD (CGU2-CGU-01), KHASRA NO. 96/2, VILLAGE
– BHONA, ISLAM NAGAR, TEHSIL – BAZPUR,
UTTARAKHAND. - 262401
PH :8929400544, 8191000204.

CHAMPAWAT

2333. AKANKSHA AUTOMOBILES (RUDRAPUR) PVT
LTD (SF02-SF-01), TANAKPUR LOHAGHAT ROAD,
CHAMPAWAT, UTTARAKHAND - 262523
PH :8929400545, 8191000832.

CHAUKHUTTIYA

2334. NAINITAL MOTORS PVT LTD (CVG1-CVG-01),
NH-58, BADRINATH ROAD, CHAUKHUTIYA, DIST.
-ALMORA, UTTARAKHAND - 263656
PH :9997026565.

DEHRADUN

2335. ROHAN MOTORS LTD. (5702-57-01), 130/1
CHAKRATA ROAD, YAMUNA COLONY,
DEHRADUN - 248001
PH :0135-2530050, 0135-2531097, 7217014647.

2336. DD MOTORS (A DIVISION OF D.D. PREM
PVT.LTD.) (5707-57-01), 918/221, PATEL NAGAR,
INDUSTRIAL AREA, DEHRADUN - 248001,
PH :9368193007.

2337. ROHAN MOTORS LTD. (5702-57-02), 257/2, GMS
ROAD, VILL. NIRANJANPUR, ADJ TO KAMILA
PALACE, DEHRADUN - 248001
PH :0135-2725376, 0135-2720342, 7217014647.

2338. FUTURE AUTO WHEELS PVT LTD (5706-57-01),
KHASRA NO. 8KHA, MOHABEWALA INDUSTRIAL
AREA, DEHRADUN, - 248001
PH :0135-2640263, 7895956011.

2339. FUTURE AUTO WHEELS (5706-57-02),
MUNICIPAL NUMBER 45 AND 46, RAJPUR ROAD,
DEHRADUN, PIN: 248001 - 248001
PH :9760444430.

DOIWALA

2340. FUTURE AUTO WHEELS PVT LTD (BR11-BR1-01),
26, MISSARAWALA, DOIWALA, DISTRICT –
DEHRADUN, UTTARAKHAND. - 248140
PH :7883473506.

GADARPUR

2341. AKANKSHA AUTOMOBILES (RUDRAPUR) PVT
LTD (CVS1-CVS-01), BHASIYA MOD, RUDRAPUR
ROAD, GADARPUR, UDHAM SINGH NAGAR,
UTTARAKHAND. - 263152
PH :8929400545, 9917467845.

GAIRSAIN

2342. ROHAN MOTORS LTD (CRH1-CRH-01), KHASRA
NO. 1048, RANIKHET ROAD, OPP. GIC GROUND,
GAIRSAIN, DISTRICT – CHAMOLI, UTTARA
KHAND. - 246428
PH :8126484626.

GOPESHWAR

2343. ROHAN MOTORS LTD. (5702-MV-03), CHOPTA
MANDAL ROAD, NEAR FOREST GATE,
GOPESHWAR - 131028
PH :9634852898.

HALDWANI

2344. NAINITAL MOTORS PVT LTD (J603-J6-01),
VILLAGE JEETPUR NEGY, 5TH KM RAMPUR
ROAD, HALDWANI - 263139
PH :7060201024.

2345. NAINITAL MOTORS PVT LTD (J603-J6-02), KALA
DUNGI, NEAR ABDULLAH PETROL PUMP,
HALDWANI - 263139
PH :8126359222.

HARIDWAR

2346. SHAKUMBARI AUTOMOBILES (P) LTD
(6N02-6N-01), E-5/6, INDUSTRIAL AREA,
HARDWAR - 249407
PH :9927870025, 8869064400.

JASPUR

2347. AKANKSHA AUTOMOBILES (RUDRAPUR) PVT
LTD (BKL2-BKL-01), GANGUWALA, INFRONT OF
ROOPAM CONVENT, KASHIPUR ROAD, JASPUR,
UTTARAKHAND. - 244712
PH :8192000724.

KARANPRAYAG

2348. ROHAN MOTORS LTD (CRG1-CRG-01),
BADRINATH ROAD, KARANPRAYAG, DISTRICT –
CHAMOLI, UTTARAKHAND. - 246444
PH :8126129148.

KASHIPUR

2349. AKANKSHA AUTOMOBILES (RUDRAPUR) PVT
LTD (DG02-DG-01), BAZPUR ROAD, KASHIPUR -
244713
PH :8929400544, 8859502626.

KHATIMA

2350. AKANKSHA AUTOMOBILES (RUDRAPUR) PVT
LTD (XL02-XL-01), VILLAGE: CHARUBETA,NEAR
RTO CHECK POST,PILIBHIT ROAD KHATIMA, U.S
NAGAR,UTTRAKHAND - 262308
PH :8929400545, 8191000565.

KOTDWAR

2351. SHAKUMBARI AUTOMOBILES (P) LTD
(6N02-2I-02), PLOT NO.23 & 30 INDUSTRIAL
ESTATE, SITABPUR, KOTDWAR, DIS. PAURI
(GARHWAL), UTTTRAKHAND - 249001
PH :8755998075, 7310106565.

NANAKMATA

2352. AKANKSHA AUTOMOBILES (RUDRAPUR) PVT
LTD (CVT1-CVT-01), KHATIMA ROAD, OPP
GURURAMDAS HOSPITAL, NANAKMATA, U.S.
NAGAR, UTTARAKHAND. - 262311
PH :9012172084.

PITHORAGARH

2353. NAINITAL MOTORS PVT LTD (J603-NM-03),
VILLAGE PANDA, ODSAINI, DHARCHULA ROAD,
PITHORAGARH - 262501
PH :9634092692.

RAMNAGAR

2354. NAINITAL MOTORS PVT LTD (XM01-XM-01),
BASAI, KASIPUR ROAD, RAMNAGER - 244137
PH :9639016895 , 9634093404.

RANIKHET

2355. NAINITAL MOTORS PVT LTD (AXA1-AXA-01),
GANYADYOLI, NEAR DRUG FACTORY, RANIKHET
DISTT. ALMORA (UTTARAKHAND) - 263645
PH :9557243222.

RISHIKESH

2356. FUTURE AUTO WHEELS PVT LTD (AAS1-AAS-01),
640, LAXMAN JHULA ROAD, RISHIKESH. DISTT.
DEHRADUN, UTTARAKHAND - 249201
PH :0135-2432387, 7895614411.

ROORKEE

2357. SHAKUMBARI AUTOMOBILES (P) LTD
(H201-H2-01), 3RD KM STONE, DELHI-ROORKEE
HIGHWAY, NEAR IOC PETROL BUNK, ROORKEE
DISTT HARIDWAR - 247667
PH :7055104191.

RUDRAPRAYAG

2358. ROHAN MOTORS (IK01-IK-01),
GULABRAI-BADRINATH ROAD, RUDRAPRAYAG -
246171
PH :8650876815.

RUDRAPUR

2359. AKANKSHA AUTOMOBILES (RUDRAPUR) PVT
LTD (U404-U4-01), KICHHA BYE PASS ROAD,
INDUSTRIAL AREA, RUDRAPUR - 263153
PH :8929400545, 8859502864.

SELAQUI

2360. ROHAN MOTORS LTD (CRF1-CRF-01), KHASRA
NO.783, BAHADURPUR ROAD, NH-72, SELAKUI,
DISTT.-DEHRADUN, UTTARAKHAND. - 248011
PH :8006000439.

SITARGANJ

2361. AKANKSHA AUTOMOBILES (RUDRAPUR) PVT
LTD (CD02-CD-01), PLOT NO.228/5 AND 228/6
KHATIMA ROAD, SITARGANJ, DISTT -
RUDRAPUR, UTTARAKHAND. - 262405
PH :8929400545, 8859502846.

SRINAGAR

DEALER WORKSHOP (AS ON 31.03.2022)

2362. SHAKUMBARI AUTOMOBILES (ANA1-ANA-01), SRICOT GANAGANALI , NEAR MEDICAL COLLEGE, PO- SRICOT, SRINAGAR - 246174
PH :8755903005, 9897476897.

TEHRI

2363. DD MOTORS (A DIVISION OF D.D. PREM PVT.LTD.) (QA02-QA-01), PLOT NO. 541, SECTOR-8E, DISTT. - NEW TEHRI - 249001
PH :8006000914.

UTTARKASHI

2364. DD MOTORS (A DIVISION OF D.D. PREM PVT.LTD.) (6I02-6I-01), HOTEL RAMOLA, BARETHI CHUNGI, GANGOTRI NATIONAL HIGHWAY, UTTARKASHI. - 249151
PH :8006000922.

WEST BENGAL

ALIPURDUAR

2365. PODDAR CAR WORLD PVT. LTD. (BZO1-BZO-01), BIRPARA MORE, COOCH BEHAR ROAD, BESIDE GOYENKA PETROL PUMP, ALIPURDUAR, WEST BENGAL. - 736121
PH :8945533002
9735006343
9749707070.

AMTALA

2366. BHANDARI AUTOMOBILES PVT LTD (BQH1-BQH-01), VILLAGE - UDAYRAMPUR, P.O. - KANYANAGAR, P.S. - BISHNUPUR, AMTALA, DIST. -24 PARGANAS SOUTH, WEST BENGAL - 743 398
PH :9903850402.

ARAMBAGH

2367. SANEI MOTORS PVT. LTD. (7T02-7T-01), R.S. DAG NO. 1887, R.S. KHATIAN NO. 104, HAL KHATIAN NO. 1233, MOUZA-PARUL, J.L.NO. 38, R.S.NO. 3111, P.S: ARAMBAGH, DISTT. HOOGHLY, WEST BENGAL - 712601
PH :8584050184.

ASANSOL

2368. BEEKAY AUTO PVT LTD (F601-F6-01), CHANDA MORE, N.H.-2, ASANSOL - 713301
PH :9932049425,
9932049435.

ASHOKNAGAR

2369. STARBURST MOTORS PVT LTD (BXJ1-CLB-03), JESSORE ROAD, MANIKNAGAR, KHOSDELPUK MORE, P.S. – ASHOKNAGAR, NORTH 24 PARGANAS, WEST BENGAL. - 743222
PH :8697731763, 8336933447.

BAGDAH

2370. SANEI MOTORS PVT. LTD. (BON1-BON-01), C/O, DINABANDHU TARAFDAR, S/O LATE NARENDRANATH TARAFDAR, VILLAGE – HALENCHA SOUTH, P.O. – HALENCHA COLONY, P.S. – BAGDAH, DISTRICT – NORTH 24 PARGANAS, WEST BENGAL. - 743270
PH :8584050184.

BAHRAMPUR

2371. BEEKAY AUTO PVT LTD (DJ02-DJ-01), BOKULTALA (PASCHIM GAMINI), NH-34, BAHARAMPUR, DISTT. MURSHIDABAD. - 742101
PH :267340.

BAJKUL

2372. BHANDARI AUTOMOBILES PVT LTD (CAV1-CAV-01), VILLAGE – KAPTYPARA BARI, P.O. – KAJLAGARH, P.S. – BHAGWANPUR, BAJKUL, DISTRICT – PURBA MIDNAPORE. - 721626
PH :9933055539.

BALAGARH

2373. SANEI MOTORS PVT. LTD (BMI1-BMI-01), DAG NO. 671, MOUZA - BARUIPARA, J L NO. 100, P.O. - BALAGARH, DIST.-HOOGLY, WEST BENGAL - 712 501
PH :8584050184.

BALURGHAT

2374. J K WHEELS PVT. LTD. (PT01-PT-01), BARO RAGHUNATHPUR, P.O. - BELTALA PARK, P.S. - BALURGHAT, DIST.-DAKSHIN DINAJPUR. - 733 103
PH :9064301464.

BANKURA

2375. BHANDARI AUTOMOBILES PVT LTD (G701-6Q-02), PLOT NO.-156, KH NO.-173, MITHILA MOUZA, AT/PO-BANKURA (WB) - 722101
PH :256766.

BARASAT

2376. PREMIER CARWORLD PVT. LTD. (XZ03-XZ-01), R.S DAG NO. 512 AND PARTY IN DAG NO. 513, MOUZA-KHILKAPUR, P.O BARASAT, POLICE STATION: DUTTA PUKUR, TOUZI NO. 146, J.L NO. 4, DISTRICT – NORTH 24 PARGANAS, WEST BENGAL - 700125
PH :8420122407.

BARDHAMAN

2377. BEEKAY AUTO PVT LTD (T301-T3-03), NH-2, PAMRA VILLAGE ROAD, CHANDNI MORE, SATTAR MILE, BURDWAN, WEST BENGAL - 713101
PH :9932049454.

BARJORA

2378. BHANDARI AUTOMOBILES PVT LTD (BED1-BED-01), VILLAGE + P.O. + P.S. – BARJORA, MOUZA – BARJORA, JL NO. 46, KHATIAN NO. 3380, PLOT NO. 2795, BARJORA DISTRICT – BANKURA, WEST BENGAL. - 722202
PH :8016087297.

BARRACKPORE

2379. STARBURST MOTORS PVT LTD (BXJ1-CIY-02), NEAR RAIL GATE, WARD NO. 24, WEST BARASAT ROAD, P.S. – TITAGARH, BARRACKPORE, DISTRICT – NORTH 24 PARGANAS, KOLKATA. - 700120
PH :8335061333.

BARSUNDRA

2380. BHANDARI AUTOMOBILES PVT LTD (G701-BJW-05), PLOT NO. 610, BARSUNDARA, ISHWARDAHA, JALPAI, P.S. BHAWANIPUR, EAST MIDNAPORE, WEST BENGAL - 721654
PH :9933055539.

BASIRHAT

2381. BHANDARI AUTOMOBILES PVT LTD (X701-OD-03), RAGHUNATHPUR, TALKI ROAD, BASIRHAT NR. INDIAN PERTOL PUMP, NORTH-24 PARGANAS. - 743428
PH :8017569789.

BELACOBA

2382. PODDAR CARWORLD (SCU1-SCU-01), PRASANNA NAGAR, BELACOBA, BATTALA, JALPAIGURI - 735133 - 735133
PH :8945533002.

BISHNUPUR

2383. BHANDARI AUTOMOBILES PVT LTD (AAG1-AAG-01), STATION ROAD, P.O+P.S- BISHNUPUR, DIST: BANKURA, WEST BENGAL - 722122
PH :9933055539.

BOLPUR

2384. SWG- (A UNIT OF SAI NATH AUTO LINKS PVT. LTD) (4402-TC-03), KABI JOYDEB ROAD, NEAR BOLPUR BY PASS, BOLPUR, DIST: BIRBHUM - 731204
PH :9647444888
8927895511.

BONGAON

2385. STARBURST MOTORS PVT LTD (TQ02-TQ-01), 376/D, R D B ROAD, NEAR JESSORE ROAD, BAKSHIPALLY, BONGAON, NORTH 24 PARGANAS, WEST BENGAL - 743235
PH :9748298939.

BUDGE BUDGE

2386. ONE AUTO PVT. LTD. (BAV1-BAV-01), MAHESH TALA, NEAR DAKGHAR KALIMANDIR, BUDGE BUDGE TRUNK ROAD, DAKGHAR, WARD NO. 22, POLICE STATION-MAHESHTALA, WEST BENGAL - 700141
PH :8584878802
7604084762.

C K ROAD

2387. BHANDARI AUTOMOBILES PVT LTD (D001-D0-01), P.O:SAT BANKURA, PS:GARBETA, CHANDRAKONA ROAD, DIST. PASCHIM MIDNAPORE, WEST BENGAL - 721252
PH :9933055539.

CHAKDAHA

2388. BHANDARI AUTOMOBILES PVT LTD (OM01-OM-01), VILLAGE – PUMLIA, P.O. – CHAKDAHA, DISTRICT – NADIA, WEST BENGAL. - 741222
PH :9073940368, 9674735303, 9674169007.

CHANDITALA

2389. BHANDARI AUTOMOBILES PVT LTD (BPC3-BPC-01), RS DAG NO.2986, LR DAG NO. 3150, UNDER L R KHATIAN NO.3859, MOUZA- KRISHNARAMPUR, J.L. 59, POLICE STATION- CHANDITALA, HOOGHLY, WEST BENGAL - 712702
PH :6296900498.

CHANDRAKONA

2390. BHANDARI AUTOMOBILES PVT LTD (D001-CIP-02), AT. VILL. GOSAI PO+PS CHANDRAKONA TOWN, MOUZA DHARABILA, J.L.NO. 095, KHATIAN NO. 315, PLOT NO. 203 & 189, NEAR MUNIPAL GATE TOWARDS C.K. ROAD. - 721201
PH :8945526833.

CONTAI

2391. BHANDARI AUTOMOBILES PVT LTD (G701-GV-03), SERPUR BAMUNBAR,P O- MARISHDA, NEAR MECHEDA BYPASS, CONTAI, WEST BENGAL - 721401
PH :254572.

COOCH BEHAR

2392. PODDAR CAR WORLD PVT. LTD. (BWZ1-BWZ-01), CHAKCHAKA, NEELKUTHI BAZAR, NEAR ADA FACTORY, NH-31, COOCH BEHAR, WEST BENGAL. - 736101
PH :8945533002
9735008343.

DARJEELING

DEALER WORKSHOP (AS ON 31.03.2022)

2393. BEEKAY AUTO PVT LTD (4301-6U-05), MERRY VILLA, DARJEELING, DISTRICT-DARJEELING. - 734101
PH :9932049347
9932049382
7478004430.

DHUPGURI

2394. BEEKAY AUTO PVT LTD (BWD1-BWD-01), MOUZA – DHUPGURI, PLOT NO. 1814, WARD NO. 16, DHUPGURI, DISTRICT – JALPAIGURI, WEST BENGAL. - 735210
PH :7477785203
9932049347
9932049382
7478004430.

DIAMOND HARBOUR

2395. ONE AUTO PVT. LTD. (YE01-YE-01), VILLAGE – CHEWRA, OPPOSITE – K.E. CARMEL SCHOOL, P.O. – SARISHA HAT, P.S. – DIAMOND HARBOUR, DISTRICT – 24 PARGANAS (S) , WEST BENGAL. - 743368
PH :8584862243.

DURGAPUR

2396. SWG- (A UNIT OFSAI NATH AUTO LINKS PVT. LTD) (4402-44-01), PLOT NO-743, MAUZA FRIDPUR, BURDWAN, DURGAPUR - 713213
PH :9647444888
8927895511.

FALAKATA

2397. PODDAR CAR WORLD PVT. LTD. (CSR1-CSR-01), DAKSHIN PARANGAPAR, KHATIAN NO. 167/1 JL NO. 60, DAG NO. 652/1159, P.S. – FALAKATA , DISTT ALIPURDWAR - 735211
PH :8945533002.

GHATAL

2398. BHANDARI AUTOMOBILES PVT LTD (AAD1-AAD-01), VILL. NIMTOLA, P.O. & P.S. DASPUR, GHATAL, WEST MIDNAPORE, WEST BENGAL - 721211
PH :9933055539.

GOPIBALLAVPUR

2399. BHANDARI AUTOMOBILES PVT LTD (BPQ1-BPQ-01), JL NO. 1103, KHATIAN NO. 1103, PLOT NO. 438, VILLAGE + P.O. + P.S. – GOPIBALLVPUR , MOUZA – GOPIBALLVPUR, WEST MIDNAPUR, WEST BENGAL. - 721506
PH :9933055539, 8170018577.

HALDIA

2400. BHANDARI AUTOMOBILES PVT LTD (G701-SE-04), BALGHASIPUR, BHABANIPUR, PURBA MEDIANPUR, HALDIA - 721657
PH :8016082344, 9233502421.

HOWRAH

2401. BHANDARI AUTOMOBILES PVT LTD (X701-X7-01), BANKRA THANA, DOMJUR, HOWRAH. - 711403
PH :9674735304.
2402. PREMIER CARWORLD PVT. LTD. (0611-X7-02), MOUZA – PRASASTHA, P.S. – DOMJUR, UNDER MOHIARY 2 NO. GRAM PANCHAYAT, ANKURHATI, HOWRAH, WEST BENGAL. - 711302
PH :8420122402.

JALPAIGURI

2403. PODDAR CAR WORLD PVT. LTD. (XY01-XY-01), COLLEGE PARA, SIRISHTALA, NEAR ASSAM MORE, JALPAIGURI, WEST BENGAL. - 735101
PH :8945533002.

JAYGAON

2404. SEVOKE MOTORS PVT. LTD. (CHS1-CHS-01), HOUSE NO 43, WARD NO.11/22, N.S ROAD DARAGAON, P.S - JAYGAON, DISTT. ALIPURDUAR, WEST BENGAL - 736182
PH :9433825851.

JHARGRAM

2405. BHANDARI AUTOMOBILES PVT LTD (BUG1-BUG-01), DAG NO.383, KHATAN NO. JL396, WARD NO.11, RAJBATI CAMPUS, JHARGRAM, WEST BENGAL - 721507
PH :8016087297, 9933055539.

KADAMBAGACHI

2406. STARBURST MOTORS PVT LTD (BXJ1-CTE-04), MOUZA - PURBA ICHAPUR, J L NO. 111, RESU NO. 131, DAG NO. 385, KHATIAN NO. L R 754, KADAMBAGACHI, P.S. - BARASAT, DIST.-NORTH 24 PARGANAS, WEST BENGAL. - 700125
PH :8336933410.

KALIMPONG

2407. BEEKAY AUTO (BWF1-BWF-01), 10TH MILE, GUMBA HATTA, PO&PS -KALIMPONG, DIST - KALIMPONG, WB. - 734301
PH :9932049347.

KALNA

2408. BEEKAY AUTO PVT LTD (WZ01-WZ-01), KALNA ROAD, NEAR KALNA SUB DIVISIONAL HOSPITAL, KALNA, PO+PS: KALNA, DISTT. BURDWAN, (W.B.) - 713409
PH :9932251483.

KALYANI

2409. STARBURST MOTORS PVT LTD (IJ01-IJ-01), KALYANI INDUSTRIAL GROWTH CENTRE, PHASE-III, A-5 (OPP. U I C UDYOG, NEAR: J I S COLLEGE), KALYANI. - 741234
PH :8584040215, 8336933447.

KESHPUR

2410. BHANDARI AUTOMOBILES PVT LTD (CCM1-CCM-01), JL NO. 338, KHATIAN NO. 786/2, PLOT NO. 1749, MOUZA – KESHPUR, VILLAGE + P.O. + P.S. – KESHPUR, WEST MIDNAPUR, WEST BENGAL. - 721150
PH :721150, 8170014289.

KHARAGPUR

2411. BHANDARI AUTOMOBILES PVT LTD (G701-G7-01), BHANDARI BUILDING, JHAPATAPUR, KHARAGPUR, WEST BENGAL - 721301
PH :755537.

KHATRA

2412. BHANDARI AUTOMOBILES PVT LTD (BGZ1-BGZ-01), VILLAGE - SENAPATI, P.O & P.S - KHATRA, MOUZA-SENAPATI, JL NO 189, KHATIAN NO.659, PLOT NO.33/34, DISTT. BANKURA, WEST BENGAL. - 722140
PH :9933055539.

KOLKATA

2413. MACHINO TECHNO SALES LTD. (0601-06-02), 48 A, TARATALA ROAD, KOLKATA - 700066
PH :9073330177.
2414. DEWAR'S GARAGE (0605-06-01), (PROP. DELTA INTERNATIONAL LTD.), 14 BRITISH INDIAN STREET, CALCUTTA - 700069
PH :8584015205.
2415. MACHINO TECHNO SALES LTD. (0601-06-01), 21/1 DARGA ROAD, (PARK CIRCUS), CALCUTTA - 700017
PH :9073330178.
2416. PREMIER CARWORLD PVT. LTD. (0611-06-01), AGARPARA JUTE MILL, 28-B.T.ROAD, P.O.: -KAMARHATI, DISTT.-KOLKATA - 700058
PH :8697730344.
2417. BHANDARI AUTOMOBILES PVT LTD (0609-06-01), BUDGE BUDGE TRUNK ROAD, NEW GOPALPUR, SARKARPOOL, MAHESHTALA, DISTT. SOUTH 24 PARGANAS, WEST BENGAL - 700143
PH :9674476000.
2418. BHANDARI AUTOMOBILES PVT LTD (0609-06-02), 37, GULAM JILANI KHAN ROAD, KOLKATA. - 700039
PH :9903850402.
2419. SANEI MOTORS PVT. LTD. (0612-06-01), 16/2 CANAL EAST ROAD, NEAR MANIKTALA POLICE STATION, KOLKATA - 700067
PH :8584050184.
2420. ONE AUTO PVT. LTD. (0614-06-02), 62 EAST TOPSIA ROAD, P.S. TILJALA, ARUPOTA, KOLKATA , WEST BENGAL - 700105
PH :8584878802.

2421. ONE AUTO PVT. LTD. (0614-06-01), JL NO.3, MOUZA-JAGADIPOTA, P.S:SONARPUR, KHEYADAH NO.2, GRAM PANCHAYAT, DISTT. SOUTH 24 PARGANAS. - 700099
PH :8584870725.
2422. DEWAR'S GARAGE (0605-06-03), P-27/2, TARATALA ROAD, KOLKATA - 700088
PH :8584015293.
2423. SANEI MOTORS PVT LTD (0612-06-02), 235, HATIYARA ROAD, SITALATALA, BAGUIATI, KOLKATA, WEST BENGAL - 700059
PH :8584050184.
2424. OSL MOTOCORP PVT LTD (0616-06-01), 49 DEBENDRA CHANDRA DEY ROAD, LANE BESIDE SILVER SPRING CLUB, E.M. BYE-PASS, KOLKATA - 700015
PH :8336996355
8697982283.

KOTULPUR

2425. BHANDARI AUTOMOBILES PVT LTD (BIP1-BIP-01), KHATIAN NO.644, PLOT NO.373, JL NO. 101, VILLAGE - MULDARA, P.S. + P.S. - KOTULPUR, DISTT.-BANKURA, WEST BENGAL. - 722141
PH :9933055539.

KRISHNANAGAR

2426. BHANDARI AUTOMOBILES PVT LTD (X701-GS-02), PLOT NO.-1874, MOUZA-GOBINDSARAK ,J.K. NO. 94, PS-KOTWAL, OLD WARD NO. 20, LAL MOHAN GHOSH ROAD, KRISHNANAGAR - 742011
PH :9051999742.

MADHYAMGRAM

2427. STARBURST MOTORS PVT LTD (BXJ1-BXJ-01), 9/1, HEMANTA BOSE SARANI, BASUNAGAR, NEAR DEAF & DUMB SCHOOL, UDAYRAJPUR, MADHYAMGRAM - 700129
PH :9836075989, 8336933447.

MALBAZAR

2428. BEEKAY AUTO PVT LTD (BWG1-BWG-01), CALTEX MORE, VILLAGE + P.S. – MALBAZAR AND DISTRICT – JALPAIGURI . - 735221
PH :9932049347
9932049382
7478004430
7477785203.

MALDA

2429. J K WHEELS PVT. LTD. (L801-L8-01), GABGACHHI, N.H. 34, MALDA, - 732103
PH :8951520855 , 9735003949.

MATHABHANGA

DEALER WORKSHOP (AS ON 31.03.2022)

2430. BEEKAY AUTO PVT LTD (BQF1-BQF-01),
SITAKULCHI ROAD, WARD NO.9,MATHABHANGA,
DISTRICT – COOCHBEHAR. - 736146
PH :7477785202
9932049347
9932049382
7478004430.

MOHANPUR

2431. BHANDARI AUTOMOBILES PVT LTD
(CIV1-CIV-01), VILLAGE-NAYAGAON, P.O.-PAROI,
P.S.-MOHANPUR, MOUZA - NAYAGAON, JL
NO.395, KHATIAN NO.175/1, PLOT NO.895,
DISTT.-PASCHIM MIDNAPUR,W.BENGAL. -
721436
PH :9933055539.

NAIHATI

2432. PREMIER CARWORLD PVT. LTD. (YD01-YD-01),
P.O. BHATPARA, GRAM-MUKTARPUR, P.S. -
JAGATDAL, DIST-24 PGS (N), NAIHATI (WB) -
743123
PH :801700824.

NAKASHIPARA

2433. BHANDARI AUTOMOBILES PVT LTD
(BMJ1-BMJ-01), L R DAG NO. 7271, UNDER L R
KHATIAN NO. 6734, MOUZA - DEBAGRAM, J L NO.
60, POLICE STATION - KALIGANJ, BLOCK -
KALIGANJ, NAKASHIPARA, DIST.-NADIA, WEST
BENGAL. - 741138
PH :9163314418.

NAXALBARI

2434. BEEKAY AUTO PVT LTD (CSJ1-CSJ-01), MOUZA
– GENI, KHATIAN NO.275,
PARGANA-HATIGHISHA, P.S. NAXALBARI, DISTT.
DARJEELING, WEST BENGAL - 734429
PH :9932049347
9932049382
7478004430
9563370099.

PANCHLA

2435. BHANDARI AUTOMOBILES PVT. LTD.
(BPI1-BPI-01), L R DAG NO 3274, UNDER L R
KHATIAN NO 3044, MOUZA-MALLICKBAGAN, JL
NO-7, POLICE STATION – PANCHLA, DIST-
HOWRAH - 711310
PH :9073664926.

PANDUA

2436. BHANDARI AUTOMOBILES PVT LTD
(BOS1-BOS-01), GT ROAD, PANDUA, NEAR
KAKOLI CINEMA HALL, OPP. POWER HOUSE,
HOOGLY, WEST BENGAL. - 712149
PH :9073912566.

PANSKURA

2437. BHANDARI AUTOMOBILES PVT LTD
(BPS1-BPS-01), MOUZA – PASCHIM NEKRA, JL
NO.98, LR NO.1154, LR NO.1156, PANSKURA,
WEST BENGAL. - 721139
PH :9933055539.

PURULIA

2438. SWG- (A UNIT OFSAI NATH AUTO LINKS PVT.
LTD) (4402-6W-02), P.O. LAKDA, VILLAGE-DADKA
, ON RANCHI ROAD, PURULIA - 723149
PH :9647444888
8927895511.

RAGHUNATHPUR

2439. BEEKAY AUTO PVT LTD (CKZ1-CKZ-01), MOUZA
– BUNDLA, J.L. NO. 197, PLOT NO. 2656,
KHATIAN NO. LR 207, P.O. – RAGHUNATHPUR,
P.S. – RAGHUNATHPUR, DISTRICT – PURULIA. -
723133
PH :9932049425,
9932049435.

RAIGANJ

2440. J K WHEELS PVT. LTD. (BN02-BN-01), JL NO.
150, KHATIAN NO. 168/3 & 168/4, PLOT NO.
4158., P.S. – RAIGANJ, MUNICIPALITY –
RAIGANJ, WARD NO. 11, HOLDING NO. 577/N,
MOUZA – RAIGANJ, DISTRICT – UTTAR
DINAJPUR, - 733134
PH :9735008842.

RAJARHAT - KOLKATA

2441. STARBURST MOTORS PVT LTD (BXJ1-06-05),
R.S & L.R. DAG NO. 3434, MOUZA- GOPALPUR,
JL NO. -02, RS NO. -140, LR KHATIAN NO. -5638,
NEW TOWN, RAJARHAT - 700136
PH :9681080301.

RANAGHAT

2442. STARBURST MOTORS PVT LTD (BBW1-BBW-01),
THANA: GANGNAPUR, ADSR OFFICE, 151
NO.MOUZA PATULI, PLOT NO.309, RANAGHAT,
DISTT: NADIA - 741256
PH :8145821191, 8584040215.

RUPNARAYANPUR

2443. BEEKAY AUTO PVT LTD (BWS1-BWS-01), P.S. –
SALANOUR, UNDER MOUZA – JEMARI, J.L. NO. 933,
RUPNARAYANPUR, PASCHIM BARDHAMAN
DISTRICT, WEST BENGAL. - 713335
PH :9932049425,
9932049435.

SABANG

2444. BHANDARI AUTOMOBILES PVT LTD
(CCL1-CCL-01), VILLAGE - PAKAN
DAKSHINBARH, P.O. - DHANSWARPUR & P.S. -
PINGLA, DIST.-PASCHIM MIDNAPORE, SABANG -
721 166, WEST BENGAL. - 721166
PH :9933055539.

SEORI

2445. BEEKAY AUTO PVT LTD (F601-KC-02),
RAMBADANPUR, NEAR SP MORE,
DIST-BIRBHUM, SEORI - 731101
PH :9932049425,
9932049406.

SHYAMPUR

2446. SANEI MOTORS PVT LTD (CAW1-CAW-01),
VILLAGE + P.O. – GOBINDAPUR, P.S. –
SHYAMPUR, DISTRICT – HOWRAH, WEST
BENGAL. - 711314
PH :8584050184.

SILIGURI

2447. BEEKAY AUTO PVT LTD (4301-43-01), NH-31,
P.O. MATIGARA,SILIGURI. - 734428
PH :9932049347
9932049382
7478004430.

2448. BEEKAY AUTO PVT LTD (4301-43-04), AMAI
DIGHI, PHOOL BARI,STATE HIGHWAY -12,
SILIGURI - 734001
PH :9932049347
9932049380.

2449. SEVOKE MOTORS PVT. LTD. (4302-43-01), 233,
SEVOKE ROAD,2ND MILE, SILIGURI - 734001
PH :9706010366.

2450. PODDAR CAR WORLD PVT LTD (XY01-43-02),
VILL. EAST DHANTALLA, FULBARI II G.P, P.O
SATELLITE TOWNSHIP, DIST- JALPAIGURI -
734015
PH :8945533002.

SONADA

2451. SEVOK (SDX1-SDX-01), RATO MATEY DARA,
NEAR PETROL PUMP,P.O- SONADA, WEST
BENGAL PIN - 734209 - 734209
PH :9800069144.

SONAMUKHI

2452. BHANDARI AUTOMOBILES PVT LTD
(CAU1-CAU-01), J L NO. 77, KHATIAN NO. 360,
PLOT NO. 114/287, SONAMUKHI BISHNUPUR
ROAD, VILLAGE - CHURAMANIPUR, P.O. & P.S. -
SONAMUKHI, WEST BENGAL. - 722207
PH :9933055539.

SREERAMPURE (SREERAMPUR)

2453. BHANDARI AUTOMOBILES PVT LTD
(BBT1-BBT-01), BANGIHATI (MADPUR) DELHI
ROAD, SREERAMPUR, DISTT: HOOGHLY, WB -
712203
PH :66137505, 66137585, 9674741544.

TAMLUK

2454. BHANDARI AUTOMOBILES PVT LTD
(OL01-OL-01), MOUZA PADUMBASAN, WARD NO
10, JL NO:144, DISTT: EAST MIDNAPUR, WEST
BENGAL - 721636
PH :9933055539.

TARAKESHWAR

2455. SANEI MOTORS PVT. LTD. (YH01-YH-01), MOUZA
BAIDYAPUR, UNDER BALIGORI(1), GRAM
PANCHAYET, TARAKESHWAR, DISTT. HOOGLY,
WEST BENGAL. - 712410
PH :8584050184.

UDAYNARAYANPUR

2456. BHANDARI AUTOMOBILES PVT LTD
(BOO1-BOO-01), VILLAGE-JANGALPARA
BELGRAM, PS- UDAYNARAYANPUR, DIST-
HOWRAH, WEST BENGAL. - 711226
PH :9073664902.

ULUBERIA

2457. BHANDARI AUTOMOBILES PVT LTD (2401-24-01),
HOLDING 1242A, BANITABLA, P.O+P.S:
ULUBERIA, NH-6, DISTT: HOWRAH, WEST
BENGAL - 711316
PH :8335052335.

NEXA WORKSHOP (AS ON 31.03.2022)

ANDHRA PRADESH

ANANTHAPUR

1. SRI DURGA (1BNA-1B-01), NO.124,
SOMALADODDI, ANANTHAPUR, ANDRA
PRADESH - 515004
PH :985183851.

GUNTUR

2. JAYLAXMI (G5NA-G5-01), D-NO:199/2,
OPP.AUTONAGAR, NH 16, VJA - GNT SERVICE
ROAD, GUNTUR, ANDHRA PRADESH - 522001
PH :9859844644.

NELLORE

3. BHARGAVI AUTO (A8NA-A8-01), SURVEY NO
245B, CHEMUDUGUNTA VILLAGE. NH-16,
ADJACENT TO SRIDS KALYANA MANDAPAM,
NELLORE, ANDHRA PRADESH - 524002
PH :886682222.

ONGOLE

4. JAYALAXMI (8YNA-8Y-01), SURVEY NO:194/2,
BESIDE NH 5, MUKTHINUTHALAPADU, ONGOLE,
ANDHRA PRADESH – 523225 - 523225
PH :9492133433.

RAJAHMUNDRY

5. SB MOTORS (C5NA-C5-01), D.NO:84-1-12,
PADMAVATI NAGAR, BESIDE ONGC BASE
COMPLEX, NH-45, RAJAHMUNDRY,
ANDRAPRADESH-533106. - 533016
PH :9248727888.

SRIKAKULAM

6. VARUN MOTORS (W6NA-W6-01), PEDDAPADU
ROAD, ARASAVALLI POST, SRIKAKULAM
DISTRICT, ANDHRA PRADESH - 532401
PH :9885317344.

VIJAYAWADA

7. VARUN MOTORS (26NA-26-01), OPP TO PRIYA
PICKLES, BANDAR ROAD, PORANKI,
VIJAYAWADA, ANDRAPRADESH-521137. -
521137
PH :6309955655.
8. PARAMSHIVA MOTORS (26NB-26-01), NO.
20-1-34, C K REDDY ROAD, AYODHYA NAGAR,
VIJAYAWADA, ANDRAPRADESH- 520003. -
520003
PH :9866551078.

ASSAM

BONGAIGAON

9. BHARATI MOTORS (7NNA-7N-01), CHAPAGURI
RD, NEAR POST OFFICE, NORTH BONGAIGAON,
AMGURI, BONGAIGAON, ASSAM 783380 - 783380
PH :7002350887.

DIBRUGARH

10. VISHAL CAR WORLD (C1NA-C1-01),
MOHPUALIMORA GOHAIN GAON, A.T ROAD,
DIBRUGARH, ASSAM - 786008
PH :8009000008.

GUWAHATI

11. PODDAR AUTO (09NA-09-01), AT ROAD
,KAMAKHYA GATE ,GUWHATI ,KAMRUP-781009 -
781009
PH :8085957586.
12. BIMAL AUTO (09NB-09-01), DREAMLAND
APPARTMENT,NAHRANI PATH, DISPUR LAST
GATE, GUWAHATI - 781006 (ASSAM) - 781006
PH :9864074525.

JORHAT

13. RD MOTOR (G9NB-G9-01), M/S R D MOTORS PVT
LTD , DHAPKATA, NEAR TINALI, JORHAT -785006
- 785006
PH :7002099547.

SILCHAR

14. JAIN UDHYOG (J2NA-J2-01), R.S. PATT A NO.149,
DAG NO.579, MOUZA RONGPUR, SILCHAR,
ASSAM - 788009
PH :9436121557.

TEZPUR

15. RD MOTOR (T1NA-T1-01), SOLAGAN VILLAGE ,
GOROIMARI , SONABEEL, BEFORE MAA
KALYANI PETROL PUMP, TEZPUR -784105 -
784105
PH :9836872710.

TINSUKIA

16. VISHAL CAR WORLD (J4NA-J4-01), NEXA
SHOWROOM (BESIDE VISHAL BIKER'S
WORLD),A.T. ROAD, LAIPULI,TINSUKIA, ASSAM
-786183 - 786183
PH :9864211022.

BIHAR

PATNA

17. ALANKAR AUTOMOBILES (15NA-15-01),
OPP.RUPASPUR THANA, BAILEY ROAD NEAR
GOLA ROAD, PATNA - 800002
PH :9199427707.
18. REESHAV AUTOMOBILES (15NB-15-01),
MUKDUMPUR,DIGHA,90 NO GATE, PATNA -
800012
PH :7369944132.

PURNEA

19. SIMANCHAL (6VNA-6V-01), DAMKA
CHOWK,KISHANGANJ ROAD,
NH-31,GUALBAGGH,PURNEA,BIHAR - 854326
PH :9334710055.

CHANDIGARH

CHANDIGARH

20. AUTOPACE (FEB) (07NA-07-01), PLOT NO. 37,
INDUSTRIAL AREA – PHASE 1, CHANDIGARH -
160002
PH :7087119861.

21. NAVDESH AUTO (07NE-07-01), PLOT NO 182/11,
INDUSTRIAL AREA PHASE 1, CHANDIGARH -
160002
PH :8827057534.

CHATTISGARH

AMBIKAPUR

22. MAHAMAYA (AENA-AE-01), AJAB
NAGAR,MAHATHMA GANDHI ROAD,AMBIKAPUR -
497001
PH :9516609632.

BILASPUR

23. SATYA AUTOMOBILES (C3NB-C3-01), PLOT NO
53, SECTOR C, SIRGITTI INDUSTRIAL AREA,
BILASPUR, CHHATTISGARH - 495001
PH :6372803057.

RAIPUR

24. SPARSH (50NA-50-01), NEAR TCI GODOWN,
NH-6, CHANDANDIH, TATIBANDH, RAIPUR,
CHATTISGARH - 492029
PH :9926626662.
25. SKY AUTOMOBILES (50NB-50-01), NEXA
MAGNETO, LABHANDHI ,G. E. ROAD, RAIPUR -
492001
PH :9425204051.

DELHI

DELHI

26. RANA MOTORS (08NE-08-01), B-242, OKHLA
INDUSTRIAL AREA PHASE 1, OKHLA, NEW DELHI
- 110020
PH :7290030289,
9290030288.
27. TR SAWHNEY (08NN-08-01), C-46, OKHLA
INDUSTRIAL AREA PHASE 2, OKHLA NEW DELHI
- 110020
PH :9953350008.
28. PLATINUM MOTORS (08NQ-08-01), PLOT
NO-H4,BLOCK-B1,MOHAN CO-OPERATIVE
INDEX,MATHURA ROAD,PIN-110044 - 110044
PH :9811386000,
8860200000.
29. MAGIC AUTO (08NA-08-01), CISF GATE NO 1,
D-21, CORPORATE PARK, NEAR DWARKA SEC-8
METRO STATION, NEW DELHI - 110075
PH :9873052000.
30. AAA VEHICLEADES (08NW-08-01), BLOCK C,
NAJAFGARH ROAD INDUSTRIAL AREA, NEW
DELHI, DELHI 110015 - 110015
PH :8750611111.

31. COMPETENT AUTO (08NF-08-01), PLOT
NO-34,RAJASTHAN UDYOG NAGAR, GT AKRNL
ROAD ,DELHI - 110033
PH :9932049425.

32. JAGMOHAN MOTORS (08NX-08-01),
C133-136(PART, PHASE I, INDUSTRIAL AREA,
MANGOLPURI S BLOCK, NEW DELHI, DELHI
110083 - 110083
PH :9812259000.

GOA

MARGAON (GOA)

33. CHOWGULE INDUSTRIES (34NB-34-01), SY. NO.
267/1, NEXT TO ARLEM RTO, ARLEM, RAIA,
SALCETE - (GOA) - 403720. - 403720
PH :9850966950.

PORVORIM(PANJIM)

34. SAI SERVICE (34NA-34-01), EMPRESSA
INDUSTRIAL CHODANKAR, SURVEY NO. 114/2,
SALVADOR DO MUNDO, PORVORIM, BARADEX,
GOA - 403521
PH :022-61841111,
8291941070.

GUJARAT

AHEMADABAD

35. STAR LINE CARS (01NE-01-01), PLOT NO 236,
GIDC, NARODA, AHMEDABAD, GUJARAT. 382 330
- 382330
PH :7436003235.
36. PEGASUS (01NG-01-01), PLOT NO 9, OPP
RABARI COLONY BRTS STOP, CTM, NAROL -
NARODA HIGHWAY, NH-8, AHMEDABAD,
GUJARAT. - 380026
PH :9909023000.
37. POPULAR WHEELERS (01NC-01-01), T P 20, F P
78, OPPOSITE SUN SQUARE COMPLEX OFF, C
G ROAD, NEAR HL COLLEGE, NAVRANGPURA
GULBAI TEKRA, AHMEDABAD, GUJARAT - 380009
PH :9925203344.

ANAND

38. AMAR CARS (F7NA-F7-01), SURVEY NO 1583,
PLOT NO 144, NEAR GANESH CROSSING,
ANAND SOJITRA ROAD, ANAND, GUJARAT -
388001
PH :9925407666.

BHARUCH

39. RAVIRATNA (F8NA-F8-01), SURVEY NO 185/3,
NH8, ZARDESHWAR, BHARUCH, GUJARAT. -
392001
PH :9727700823.

BHUJ

NEXA WORKSHOP (AS ON 31.03.2022)

40. KD MOTORS (P5NA-P5-01), 33, UMA PARK, BEHIND MARUTI SUZUKI SHOWROOM, MIRZAPAR HIGHWAY, BHUJ - 370040
PH :9879898799.
- GANDHIDHAM**
41. BM AUTO LINK (77NA-77-01), SURVEY NO 129/26, GALPADAR - ANJAR HIGHWAY, AIRPORT ROAD, GANDHIDHAM, KUTCH , GUJARAT - 370201
PH :7211120014.
- GANDHINAGAR**
42. NANDA AUTOMOBILES (2BNA-2B-01), BLOCK NO 403, NR SANGATH GATEWAY, OPP RAISAN PETROL PUMP, KUDASAN, GANDHINAGAR, GUJARAT. - 382421
PH :9687641974.
- GODHRA**
43. RB CARS (2CNA-2C-01), SURVEY NO. 38/2 PAIKE 1 PAIKE 2, LUNAWADA ROAD, OPP. GIDC, GODHRA - 389001 - 389001
PH :9925051444.
- JUNAGARH**
44. PERFECT AUTO SERVICES (K8NA-K8-01), GIDC 2, RAJKOT HIGHWAY, JUNAGARH - 362037
PH :9909022619.
- MEHASANA**
45. STAR LINE CARS (D1NA-D1-01), REVENUE SURVEY NO. 342, PLOT NO.1, 4, 5 AND 6 TO 12, VILLAGE NAGALPUR, DISTRICT MEHSANA, GUJARAT - 384002
PH :7211138986,
7211138987.
- PATAN**
46. STARINE CARS (Q9NA-Q9-01), ADJACENT ARENA SET UP, PATAN UNJHA ROAD, PATAN (GUJARAT) - 382465 - 382465
PH :9909043244.
- RAJKOT**
47. PERFECT AUTO SERVICES (55NB-55-01), PLOT NO. 110, 111, 127 & 128, KOTHARIYA, NEAR PERFECT HOUSE, GONDAL ROAD, RAJKOT - 360004
PH :9512035501.
- SURAT**
48. KIRAN MOTORS (40NB-40-01), BLOCK NO 443, FP NO 26 MOJE PALGAM, ADAJAN, SURAT, GUJRAT -395009 - 395009
PH :7020569426.
49. AMAR CARS (40ND-40-01), SURVEY NO 139,BLOCK NO-"218"NA,OPPOSITE TO AWADH ARENA MALL,V.I.P ROAD ,BHARTHAMA,SURAT,GUJRAT - 395007
PH :9871389795.

- SURENDARNAGAR**
50. DREAM VEHICLES (LCNA-LC-01), PLOT NO. 302, GIDC AREA, WADHWAN CITY, SURENDERNAGAR, GUJARAT. - 363035
PH :8511104644.
- VADODARA**
51. KATARIA AUTO (22NA-22-01), WARD NO 11 CIRCLE SAINATH ROAD, HARINAGAR-VASNA ROAD VADODARA - 390007
PH :9824701590.
- VAPI**
52. KATARIA AUTO (97NA-97-01), NEAR CROMA OUTLET, RATHOD CHAMBERS, DAMAN ROAD,CHALA VAPI - 396191
PH :9714799985.
- HARYANA**
- AMBALA**
53. EAKANSH WHEELS (18NA-18-01), AMBALA-CHANDIGARH HIGHWAY ADJOINING AAJ SAMAJ VILLAGE-SADDOPUR, AMBALA - 134003
PH :8395903111.
- BHIWANI**
54. PASCO AUTOMOBILES (X3NA-X3-01), NEAR HUNNAMAL PIAYU, ROHTAK ROAD, BHIWANI- HARYANA-127021 - 127021
PH :9289192582.
- FARIDABAD**
55. PASCO AUTOMOBILES (58NB-58-01), 14/4, MATHURA ROAD, FARIDABAD, HARYANA - 121003
PH :9999790229.
56. BVA AUTO (58NC-58-01), 2J/53-54, NH-2, NIT FARIDABAD, HARYANA - 121001
PH :9911259288.
57. VIPUL MOTORS (58NA-58-01), SUB DIVISION NO-3, INDUSTRIAL PLOT NO. -34, N.I.T, FARIDABAD HARYANA - 121001
PH :8562019252.
- GURGAON**
58. PREM MOTORS (95ND-95-01), PLOT NO. 5, IDC, SECTOR-16, GURGAON, HARYANA - 122001
PH :1292565666.
59. TR SAWHNEY (95NB-95-01), CRPF CAMP ROAD, VILLAGE ULLAWAS, NR. PIONEER PARK SECTOR-62, GURGAON, HARYANA - 122001
PH :1274254441.
- KAITHAL**
60. EAKANSH MOTORS (U8NA-U8-01), NH-65, OPP RKM FARM, AMBALA ROAD, KAITHAL - 136027
PH :7419900804,
7419900803.

61. EAKANSH MOTORS (U8NA-U8-02), KHEWAT NO -458, KHATONI - 563, KITTAS - 20/87K 01M ADJOINING NEXA SHOWROOM, AMBALA HISAR ROAD, KAITHAL - 136027
PH :8813038777.
- KARNAL**
62. KARNAL MOTORS (89NA-89-01), 118-119 KM MILESTONE, G.T. ROAD, KARNAL, HARYANA - 132001
PH :8572801011.
- PANIPAT**
63. AUTO GALLERY (D3NB-D3-01), NANGAL KHERI, NEAR BBMB POWER HOUSE, OPP. SEC-29, PANIPAT, HARYANA - 132103
PH :9812615000.
- REWARI**
64. DINCO MOTORS (U1NA-U1-01), OPP. TULARAM STADIUM, DELHI ROAD, REWARI - 123401
PH :0129-4353535,
9953357777
8448787882
8448787883.
- ROHTAK**
65. JAGMOHAN MOTORS (A6NA-A6-01), NORTHERN BYEPASS, SUKHPURA CHOWK, JIND ROAD, ROHTAK, HARYANA - 124001
PH :8754045446.
- SIRSA**
66. SHAKTI MOTORS (E4NA-E4-01), OPP. DELHI PUBLIC SCHOOL, NH-09, HISSAR ROAD, SIRSA - 125055
PH :88160-72888,
88138-75888.
- JAMMU & KASHMIR**
- JAMMU**
67. JAMKASH VEHICLES (33NB-33-01), NH-1A BYE PASS OPPOSITE CHANNI HIMMAT, JAMMU (J&K) - 180015
PH :7710400000.
68. JAMMU MOTORS (33ND-33-01), KHASRA NO. 421, TOPE SHERKHANIA, AKHNOOR ROAD, OPPOSITE BEST PRICE, JAMMU, JAMMU & KASHMIR - 180016
PH :9419581624.
- JHARKHAND**
- BOKARO**
69. HINDUSTAN AUTO AGENCY (B5NA-B5-01), KHATA NO. 752, PLOT NO. 7792, NH-32, CHAS, BOKARO. - 827013
PH :9304807318.
- DEOGHAR**

70. PREMSONS (SGWN-SGW-01), PLOT NO 318/319 UNDER THANA NO 583,MAHESHMARA MOUJA ,DEOGHAR - 814112
PH :9835507004.
- DHANBAD**
71. RELIABLE (52NA-52-01), RELIABLE INDUSTRIES NEXA WORKSHOP AMAGHATA ,BY PASS ROAD SUGIADIH,PIN -828109 - 828109
PH :7992470853.
- HAZARIBAGH**
72. PREMSONS (Y9NA-Y9-01), PREMSON MOTOR UDYOG PVT LTD, NEXA SHOWROOM NEXT TO GST OFFICE,ARYA NAGAR,HURHURU,HAZARIBAGH ,JHARKHAND 825301 - 825301
PH :9835507004.
- JAMSHEDPUR**
73. MOTOR WORLD (31NB-31-01), NS-6, 2ND PHASE, ADITYAPUR INDUSTRIAL AREA, JAMSHEDPUR - 831013
PH :9431128683.
74. PEBCO MOTORS (31NA-31-01), KANDRA ROAD, ADITYAPUR INDUSTRIAL AREA, JAMSHEDPUR - 831013
PH :9334183260.
- RANCHI**
75. SUDHA MOTORS (51NB-51-01), KATHALMORE, OPP. MANER DHABA, RANCHI - 834005
PH :7001124836,
8837221096.
76. PREMSONS (51NC-51-01), PLOT NO 2651/2652, KHATA NO 239, MAUJA, VILLAGE BARAGAI , BARIATU MAIN ROAD, RANCHI, JHARKHAND - 834009
PH :9334811248.
- KARNATAKA**
- BANGALORE**
77. MANDОВI MOTORS (02NJ-02-01), SURVEY NO.33/2,ALLALASANDRA, YELAHANKA NORTH, BANGALORE, KARNATAKA - 560064
PH :9513729888.
78. KALYANI MOTORS (02NI-02-01), SURVEY NO.17/2, KENCHENAHALLI VILLAGE, RAJARAJESHWARI NAGAR, MYSORE ROAD,BANGALORE, KARNATAKA - 560032
PH :9845049626.
79. SURAKSHAA CAR CARE (02NF-02-01), 2/6, BERTEN AGRAHARA, OPP TO METRO CASH & CARRY, HOSUR MAIN ROAD, ELECTRONIC CITY, BANGALORE, KARNATAKA - 560100
PH :9845047393.

NEXA WORKSHOP (AS ON 31.03.2022)

80. PRATHAM MOTORS (02NK-02-01), 120,SARJAPUR MAIN ROAD,DODDAKANAHALLI, VARTHUR HOBLI, BANGALORE EAST, KARNATAKA- 560035 - 560035 PH :8884000579.
81. VARUN MOTORS (02NG-02-01), NO.23/A, INDUSTRIAL SUBURB, 2ND STAGE, TUMKUR ROAD,YESHWANTPUR, BANGALORE, KARNATAKA- 560022 - 560022 PH :8971888885.
82. VARUN MOTORS (02NM-02-01), 37/56 NAGAVARA VILLAGE,HEBBAL RING ROAD ,BANGALORE - 560024 PH :9513394753.
83. KALYANI MOTORS (02NN-02-01), 152/7, OUTER RING ROAD, DODDA BANASWADI, HORAMAVU, KR PURAM HOBALI, BANGALORE -560043. - 560043 PH :9900020454.

BELGAUM

84. SHANTESHA MOTORS (E8NA-E8-01), PLOT NO. 6/B, R.S NO. 34, BOUXIDE ROAD, KANGRALI B K, BELGAUM, KARNATAKA-590010. - 590010 PH :9538195381.

HUBLI

85. LEKHYA MOTORS (73NA-73-01), OPP TO APMC 2ND GATE, ESHWAR NAGAR, HUBLI-DHARWAD ROAD, HUBLI-580025. - 580025 PH :9513777265.

MANGLORE

86. MANDОВI MOTORS (45NA-45-01), SUMIT APARTMENT BUILDING, AIRPORT ROAD, MARY HILL, MANGLORE - 574142 PH :9845133077.

MYSORE

87. FRIENDLY MOTORS (25NB-25-01), PLOT NO.262, HEBBAL INDUSTRIAL AREA, MYSORE, KARNATAKA- 570016. - 570016 PH :9845011686.

SHIMOGA

88. SHRUTI MOTORS (B7NA-B7-01), 217/215/91/79/1, OPP TO FOREST OFFICE, SHANTI NAAGARA, HONNALI ROAD, SHIMOGA,KARNATAKA - 577201 PH :989596666.

KERELA

CALICUT

89. AM MOTORS (47NA-47-01), 18/1472, OPP TO COMTRUST EYE HOSPITAL SRAMBIKKAL PARAMBA,MINI BYPASS JAIL ROAD JUNCTION,PUTHIYARA POST,CALICUT, KERELA-673004. - 673004 PH :7708833966.

90. POPULAR VEHICLES (47NB-47-01), BYPASS SERVICE ROAD, BEHIND JAYA ARCADE, THONDAYADU, CALICUT, KERALA - 673017 PH :9946104660.

COCHIN

91. INDUS MOTOR (27NC-27-01), NH 47,THAIKATTUKARA PO,THAIKAVU, ALUVA, COCHIN - 683106 - 683106 PH :9747508822.
92. SAI SERVICE (27NA-27-01), 723/7.6,18,OPP TO HOTEL AARYAS, SEAPORT-AIRPORT, POOJARY VALAVU, KANAYANNOOR TALUK, THIRRAKKARA NORTH, COCHIN-682021. - 682021 PH :9645106193.

KAYAMKULAM

93. SAI SERVICE (8LNA-8L-01), S.NO 111/48, KP ROAD, KAYAMKULAM, KERALA - 690502 PH :9288024222.

KOLLAM

94. SARATHY AUTOCARS (C7NA-C7-01), NH-47 BYE PASS ROAD, AYATHIL.P.O KOLLAM DIST, KERALA STATE PIN 691021 - 691021 PH :9848659456.

TRIVANDRUM

95. INDUS MOTOR (16NB-16-01), OPPOSITE EVM ASHOK LEYLAND,ALUMOOD JN,NH 47,KANNIYAPURAM, TRIVANDRUM - 695301. - 695301 PH :9656685678.

MADHYA PRADESH

BHOPAL

96. RAJRUP MOTOR JUNCTION (A UNIT OF RMJ MOTORS PVT LTD) (03NC-03-01), 42, 6_BLOCK, BHEL INDUSTRIAL ESTATE, HABIBGANJ, HOSHANGABAD ROAD, BHOPAL (M.P.) - 462016 PH :79099903921.

INDORE

97. PATEL MOTORS (53NA-53-01), 1105/1528/5/2, MIN-1 AND 1105/1528/4/5, GRAM: KHAJRANA, DISTRICT: INDORE, KANADIA ROAD, INDORE (M.P.) - 452016 PH :7771002581.
98. OCEAN MOTORS (53NB-53-01), BICHOLI MARDANA NEAR SAMPATH PALACE OPP HOTEL PRIDE - 452001 PH :0731-4826666.
99. RANA MOTORS (53ND-53-01), LASUDIA MORI, DEWAS NAKA, INDORE, PIN CODE 452010 - 452010 PH :9933055539.

100. RUKMANI (53NC-53-01), RUKMANI MOTORS NEXA SERVICE.FOOTHI OTHI SQUARE,OPP.DASTOOR GARDEN,INDORE - 452002 PH :9755512100.

JABALPUR

101. STANDARD MOTORS (54NC-54-01), KHARSA NO-529/1/1 ,NEAR TRIPURI CHOWK GARHA JABALPUR M. P - 482003 PH :9773543358.

SAGAR

102. ADINATH CARS (G1NA-G1-01), KHASRA NO 155, P H NO. -77, BAHERIA GADGAD, SAGAR JABALPUR ROAD, SAGAR - 470004, MADHYA PRADESH, INDIA - 470004 PH :9752447690.

SATNA

103. CITY CARS (D7NA-D7-01), BEHIND NEXA SHOWROOM, 666/2, AMOUDHA, PANNA ROAD, SATNA, MADHYA PRADESH - 485001 PH :6262230999.

UJJAIN

104. RUKMARANI (YUG) (3WNA-3W-01), 59/1, DEWAS ROAD, ADARSH NAGAR, NAGZIRI, UJJAIN - 456664 PH :9755512100.

MAHARASHTRA

AHMEDNAGAR

105. KANKARIYA AUTOMOBILES (A5NA-A5-01), SH-60,NEWASA ROAD ,NAGARDEOLE,AHEMDANAGAR,MAHARASTRA - 414601 PH :9403961522.

AMARAVATI

106. ASPA BANDSONS (F2NA-F2-01), F32/1 MIDC , AURANGABAD NAGPUR EXPRESS HIGHWAY, AMRAVATI, MAHARASHTRA - 444607 PH :9130041513.

AURANGABAD

107. AUTOMOTIVE MANUFACTURER LTD (21NB-21-01), PLOT NO :- L- 3 / 1 , BETWEEN GARWARE & WOCKHARDT LTD, JALGAON ROAD, MIDC CHIKALTHANA,AURANGABAD PIN :- 431006, MAHARASHTRA - 431006 PH :9970499273.
108. PAGARIYA AUTO (21NA-21-01), OPP AIRPORT, NEXT TO INDIAN OIL PETROL PUMP, JALNA ROAD, AURANGABAD, MAHARASHTRA - 431006 PH :8888859502.

BARAMATI

109. MAHALAXMI AUTO (7RNA-7R-01), BHIGWAN ROAD, SHIV NAGAR, BARAMATI (MAHARASHTRA) - 413102 PH :9850994014.

CHANDRAPUR

110. BARBATE AUTO (H3NA-H3-01), PLOT NO 15-18, OUT OF SURVEY NO 14/4, 15/5, MAUZA BADOLI, NAGPUR CHANDRAPUR HIGHWAY, CHANDRAPUR, MAHARASHTRA - 440025 PH :8380887666.

JALGAON

111. MANRAJ AUTO (C4NB-C4-01), P 93, MIDC, R L CHOWK, AJANTA ROAD, JALGAON, MAHARASHTRA – 425003 - 425003 PH :0253-6686666, 9130033951.

KHARGHAR

112. SIMRAN MOTORS (AACN-AAC-01), 60/72, JAWAHAR COOPERATIVE INDUSTRIAL ESTATE, KALAMBOLI, KHARGHAR, MUMBAI, MAHARASHTRA. - 410209 PH :022-71430900, 9594952348.

KOLHAPUR

113. SAI SERVICE (38NA-38-01), 1243/66, E WARD, SHIVAJI UDHYAMNAGAR, KOLHAPUR - 416001 PH :9923208401.

MUMBAI

114. SAI SERVICE (05NB-05-01), JOSEPH CARDIUN TECHNICAL SCHOOL , KHASHABA JADHAV MARG , OFF DR. AMBEDKAR ROAD , DADAR (EAST) MUMBAI, MAHARASHTRA. - 400014 PH :022-48767777.
115. SHIVAM MOTORS (05ND-05-01), PLOT NO SILVER HOUSE, 110 MIDC, ROAD NO 13, MAROL, ANDHERI (EAST), MUMBAI, MAHARASHTRA. - 400069 PH :02352-220084, 9689533472.
116. KTS AUTOMOTORS (05NH-05-01), UNIT NO A1, PANNALAL COMPOUND, LBS KANTILAL MAGANLAL ESTATE, L.B.S MARG, BHANDUP (W), MUMBAI - 400078 PH :020-30414000, 9168656888.
117. SHIVAM AUTOZONE (05NE-05-01), PLOT NO. 1 & 2, RAMCHANDRA LANE EXTN., KANCHPADA, OFF LINK ROAD, MALAD-WEST. - 400064 PH :9870938888.

NAGPUR

NEXA WORKSHOP (AS ON 31.03.2022)

118. BARBATE AUTO (20NA-20-01), 37/2, MANISH NAGAR, BESA T POINT, BESA ROAD NAGPUR 440025 - 440025
PH :7923600147, 9727726004.

NANDED

119. SEVA AUTOMOBILES (68NA-68-01), AIRPORT ROAD, SANGVI - 431605
PH :7065026520.

NASHIK

120. SEVA AUTOMOBILES (37NA-37-01), PLOT B-17, MIDC, AMBAD, NASIK, MAHARASHTRA - 422010
PH :8975762303.

NAVI MUMBAI

121. AUTOMOTIVE MANUFACTURER LTD (39NB-39-01), NERUL, MUMBAI PUNE HIGHWAY, NAVI MUMBAI - 400706
PH :9769206120.

PUNE

122. KOTHARI WHEELS (19NB-19-01), GATE NO 1605, OLD 1099, KESNAND ROAD, WAGHOLI, TAL-HAVELI, DISTRICT - PUNE, MAHARASHTRA - 412207
PH :7721865000.

123. EXCEL AUTOVISTA (19NG-19-01), SURVEY NO 98/2A/P, NEW PUNE - MUMBAI HIGHWAY, NEAR BALEWADI STADIUM, BANER TALUKA, PUNE - 411045
PH :0257-2212145.

124. SEHGAL AUTO RIDERS (19NE-19-01), SURVEY NO 63/2, SHEWALEWADI, MANJARI BUDRUK, PUNE SOLAPUR HIGHWAY, PUNE, MAHARASHTRA - 412307
PH :9158000049.

125. WONDER CARS (19ND-19-01), PLOT NO 52/1 BLOCK F2, MIDC PIMPRI, PUNE - 411019
PH :9850094151.

126. MAHALAXMI AUTO (19NI-19-01), NEAR SADGURU PETROL PUMP, PUNE NASHIK HIGHWAY, AT KURALI, KHED TALUKA, CHAKAN - 410501
PH :9923589214.

127. SAI SERVICE (19NC-19-01), SINHAGAD ROAD, NEAR NANDED CITY, VADGAON KHURD, PUNE. (MAHARASHTRA) - 411041
PH :9923308333.

RATNAGIRI

128. JAGRUT MOTORS (G3NA-G3-01), 410/6/1B, SALVI STOP, SHIVAJI NAGAR MAIN ROAD RATNAGIRI, MAHARASHTRA - 415612
PH :9820039626.

SHOLAPUR

129. CHAVAN MOTORS (B1NA-B1-01), SURVEY NO. 534/4, BALE PUNE ROAD, SOLAPUR, MAHARASHTRA - 413224 - 413224
PH :8888881314.

THANE

130. EXCEL AUTOVISTA (39NA-39-01), MOHAN MILL COMPOUND, GHODBUNDER ROAD , THANE , MAHARASHTRA - 400607
PH :9967331726.

131. EXCEL AUTOVISTA (39NA-39-02), NEAR ARIHANT COMPOUND, KALHER, BHIWANDI, THANE - 400607
PH :9967331726.

NAGALAND

DIMAPUR

132. PROGRESSIVE MOTORS (32NA-32-01), OPPOSITE AIRPORT, N.H.39, DIMAPUR KOHIMA ROAD, DIMAPUR OPPOSITE AIRPORT, N.H.39, DIMAPUR KOHIMA ROAD. - 797115
PH :7669223736.

ODISHA

BERHAMPUR

133. SKY AUTOMOBILES (E2NA-E2-01), PLOT NO 373/2229 & 373/1204, AMABAPUA MOUZA, BRAHMAPUR (ODISHA) - 760007
PH :7381266000.

ROURKELA

134. ORBIT MOTORS (87NA-87-01), PLOT NO 5G/3, VED VYAS, SUNDARGARH, ROURKELA - 769041
PH :9165071234.

SAMBHALPUR

135. ODYSSEY MOTORS (D4NA-D4-01), SAMBALPUR, CHOWK, REMED, ODISHA 768006 - 768006
PH :0832-2408800, +91-9881746562.

PUNJAB

AMRITSAR

136. JAYCEE MOTORS (17NA-17-01), JAYCEE MOTORS, VERKA BYE PASS, OUTSIDE ASHBERRY HOMES, VILLAGE VALLAH, AMRITSAR, PUNJAB - 143501
PH :01815045400, 7536966666.

BHATINDA

137. TARA (70NA-70-01), KHASRA NO. 3534, NEAR ITI CHOWK, MANSA ROAD, BHATHINDA, PUNJAB - 151001
PH :8437019666.

JALLANDHAR

138. LOVELY AUTO (35NA-35-01), NH 1 GT ROAD, PRAGPUR, JALANDHAR PUNJAB - 144024
PH :7617571039, 7617571040.

LUDHIANA

139. GULZAR (62NE-62-01), PLOT NO 2662 NEAR SILVER ARC MALL, AARTI CHOWK, LUDHIANA, PUNJAB - 141003
PH :9814839777.

140. HOSHIARPUR AUTO (62NG-62-01), S-46/1616/1, G.T. ROAD, DHOLEWAL CHOWK, LUDHIANA, PUNJAB - 141003
PH :8872501234.

MOHALI

141. CM AUTO SALES (L1NA-L1-01), C-155, INDUSTRIAL AREA, PHASE-7, MOHALI - 160055
PH :9889034555, 9780011459.

PATHANKOT

142. PATHANKOT VEHICLELEADS (A7NA-A7-01), PLOT NO.-C-30, INDUSTRIAL GROWTH CENTRE, VILL. CHACELI, PATHANKOT - 145023
PH :7527006800.

RAJASTHAN

AJMER

143. NAVNEET MOTORS (B2NA-B2-01), PLOT NO7 -8,RIICO INDUTRAIL ESTATE MAKHAPURA NASIRBAD ROAD,AJMER(RAJASTHAN)-PIN CODE-305002 - 305002
PH :9414149149.

ALWAR

144. FORTUNE CAR (F9NA-F9-01), 6TH MILESTONE VILLAGE JATIYANA,OPP. PETROL BEHROR ROAD ALWAR - 301001
PH :9982341741.

BHILWARA

145. CHAMPION CARS (E3NA-E3-01), NEXA SUKHADIA CIRCLE, CHAMPION CARS, AJMER ROAD, BHILWARA - 311001
PH :9001027933.

BIKANER

146. AUDI MOTORS (71NA-71-01), PLOT NO. F-189, SRI GANAGANAGAR ROAD, OPPOSITE RAC-3RD , BICHHWAL INDUSTRIAL AREA , BIKANER 334001 - 334001
PH :9887222786.

CHITTORGARH

147. TECHNIOY (K9NA-K9-01), PLOT NO-28, OLD RIICO INDUSTRIAL AREA, CHITTORGARH, RAJASTHAN - 312001
PH :8905992939.

JAIPUR

148. K P AUTOMOTIVES (11NB-11-01), PLOT NO.3-4,MANGLAM RIICO INDUSTRIAL AREA,NEAR KANAKPURA RAILWAY STATION,SIRSI ROAD - 302034
PH :7412059823.

149. SATNAM MOTORS (11ND-11-01), D-27, K/L/M, ROAD NO-3,SIKAR ROAD, VISHWAKARMA INDUSTRIAL AREA ,JAIPUR, RAJASTHAN-302023. - 302023
PH :9649373311.

JHUNJHUNU

150. AUDI MOTORS (FNNA-FN-01), NEAR TVS TWO WHEELER SHOWROOM ROAD NO 3 GUDHA MOD, RAJASTHAN 333001 - 333001
PH :7970006402.

JODHPUR

151. AUDI MOTORS (65NA-65-01), 14 A, HEAVY INDUSTRIAL AREA, ITI CIRCLE, SARASH DAIRY ROAD, JODHPUR - 334001
PH :7300077394.

152. LMJ AUTO (65NB-65-01), B-8, C-9,10, MIA, BASNI, PHASE-1 JODHPUR - 342009
PH :7412087320.

153. LMJ SERVICES (65NB-65-02), PLOT NO.-61, GERU MARKET, BHADWASIYA FRUIT MANDI, JODHPUR, RAJASTHAN - 342001
PH :8094011126.

KOTA

154. BHATIA & CO. (61NA-61-01), G-11A, AUTOMOBILE ZONE, IPIA, NEAR DAKANIYA RAILWAY STATION, KOTA - 324005
PH :8094011126.

SIKAR

155. JAMU (K7NA-K7-01), THAR PETROL PUMP,JAIPUR ROAD,SIKAR - 332001
PH :9414037515.

UDAIPUR

156. TECHNIOY (49NB-49-01), OPP. NAND BHAWAN, GOVERDHAN VILLAS , UDAIPUR - 313001
PH :0141 2984568.

TAMIL NADU

CHENNAI

157. PILLAI & SONS (14NC-14-01), DOOR NO.46, MEDAVAKKAM MAIN ROAD, KEELAKATTALAI, CHENNAI, TAMILNADU - 600117
PH :9994950505.

158. POPULAR VEHICLES (14NB-14-01), 69/A & 69/B, SAMAYAPURAM MAIN ROAD, PORUR, CHENNAI, TAMILNADU- 600116. - 600116
PH :9842389111.

NEXA WORKSHOP (AS ON 31.03.2022)

159. KHIVRAJ MOTORS (14NA-14-01), PLOT NO.21, AMBIT IT PARK ROAD, AMBATTUR INDUSTRIAL ESTATE, CHENNAI-600058. - 600058
PH :9626099999.
160. VISHNU CAR (14NG-14-01), SURVEY NO 219, ADJOINING HP PETROL PUMP, POONAMALLE HIGH ROAD, KATTUPAKKAM, CHENNAI, TAMIL NDU - 600056
PH :7339359111.
161. ABT (14NJ-14-01), NO123, KANNIGAPURAM, VELACHERY MAIN ROAD, BEHIND RACE COURSE, GUINDY, CHENNAI, TAMIL NADU - 600032
PH :9994444303.
162. VISHNU CAR (14NG-14-02), POONAMALLE HIGH ROAD, ARUMBAKKAM, KOYAMBEDU, CHENNAI, TAMIL NADU. - 600056
PH :7550333622.

COIMBATORE

163. AADHI CARS (41NB-41-01), OLD KALIAPPA KALYANAMANDAM, PREMISES, KAVUNDAMPALAYAM, COIMBATORE, TAMIL NADU - 627007
PH :9003977577.
164. SREE SARADHAMBAL (41NA-41-01), 18/1472, S.N.R COLLEGE ROAD, NAVA INDIA, COIMBATORE, AND TAMILNADU-641004. - 641004
PH :9790004271.

ERODE

165. SREE SARADHAMBAL (H7NA-H7-01), NO.75, NEAR SURABI NURSERY, PERUNDURAI ROAD, ERODE, TAMILNADU-638011. - 638011
PH :9786022272.

HOSUR

166. SRI AMMAN CARS (7QNA-7Q-01), NEAR CATER PILLAR WARE HOUSE, SEETHA RAMNAGAR,NH-44,OPP TO ANAND ELECTRONICS, HOSUR, KRISHNAGIRI DISTRICT, TAMILNADU - 635109
PH :9841033464.

KARAIKUDI

167. MEENAKSHI AUTOZONE (HXNA-HX-01), T S NO 624/1, DOOR NO. 5, 1ST STREET, SUBRAMANIPURAM, KARAIKUDI, TAMIL NADU - 630001
PH :9940094881.

MADURAI

168. ASIR (42NA-42-01), 176, MAIN ROAD, KAMARAJAR ROAD, MADURAI, TAMIL NADU – 625001 - 625001
PH :99440 59911.

NAGERCOIL

169. ATHEN CARS (S5NA-S5-01), NO. G. 3/9, NO. 1197, NELSON COMPOUND, KP ROAD, PARVATHIPURAM, NAGERCOIL, TAMILNADU - 629003
PH :9751196436.

PONDICHERRY

170. SHENBAKA CARS (96NA-96-01), RS NO 50/5A, PONDICHERRY CUDDLORE MAIN ROAD ,KIRUMAMBAKKAM, BAHOOR COMMUNE,PONDICHERY - 607402
PH :7338322220.

SALEM

171. THRIVENI CARS (A2NA-A2-01), 2/6, KANDHAMPATTY,BYE PASS ROAD, SALEM, TAMILNADU - 636005
PH :9786022272.
172. SM CAR (A2NB-A2-01), S NO 131/1A,BYPASS ROAD, NEAR INDIAN OIL ASSOCIATION, PETROL BUNK, KONDALAMPATTY, SALEM - 636010
PH :7094440010.

THANJAVUR

173. PILLAI & SONS (E7NA-E7-01), SURVEY NO 237/1, NEELAGIRI THAKUR THOTTAM, VALLAM ROAD, THANJAVUR, TAMIL NADU - 613403
PH :9443264165.

TRICHY

174. PLA MOTORS (23NA-23-01), TS NO.29P,31P & 32P,36P, NEW WARD "E", NEW BLOCK NO.27, ANNA NAGAR, TRICHY, TAMILNADU - 620017. - 620017
PH :8110099991.

TRIPUR

175. SHASHTI (Y7NA-Y7-01), 16A-1,SHREE PADMINI GARDENS, KANGAYAM RD, TIRUPPUR, TAMIL NADU - 641604
PH :9942903310.

VELLORE

176. SRI GANESH CARS (C8NA-C8-01), 96/6, CHENNAI-BANGALORE HIGHWAY, NH-46, PERUMUGAI,VELLORE, TAMILNADU - 632009
PH :9884722126.

TELANGANA

HYDERABAD

177. KALYANI MOTORS (10NE-10-01), SURVEY NO.184, KARMAGHAT VILLAGE, BESIDE KHARMANGHAT HANUMAN TEMPLE, R.R DISTRICT, HYDERABAD, TELANGANA - 500079
PH :9347121212.
178. VARUN MOTORS (10NB-10-01), B-54, CO.INDUTRIAL ESTATE, BALANAGAR, HYDERABAD, TELEGANA - 500037
PH :8886631496, 8886631499.

179. GEM MOTORS (10NH-10-01), D.NO.8-96, SURVEY NO.128/2 & 129, TYAGARAYANANAGAR COLONY, KOTHAPET, HYDERABAD, TELANGANA. - 500084
PH :9912345899.

180. JAYABHERI AUTO (10ND-10-01), HNO 2-40/64, SURVEY NO 23 TO 28, JUBILEE GARDENS, KOTHAGUDA, HYDERABAD, TELANGANA-500032. - 500032
PH :9849103917, 9437061030.

181. VARUN MOTORS (10NB-10-02), H.NO. 8-2-120/117/A/2, PLOT NO. 83,83A,83B, ROAD NO. 2, BESIDES SBI BANK, BANJARA HILLS, HYDERABAD - TELANGANA - 500033
PH :9885610555.

182. SAI SERVICE (10NC-10-01), SURVEY NO 78, ADJACENT TO HP PETROL PUMP, GOPANAPALLY, GACHIBOWLI, HYDERABAD -500046. - 500046
PH :9966377888.

183. RKS (10NI-10-01), SY NO.42, PET BASHEERABAD, QUTHBULLAPUR, MEDCHAL MANDAL, HYDERABAD - 500014
PH :9542234567.

184. ADARSHA AUTOMOTIVE (10NG-10-01), PLOT NO 6/P, 54, SURVEY NO. 204, PRAGATI NAGAR, BALANAGAR, KUKATPALLY, HYDERABAD - 500072
PH :9154854949 8897972200.

185. ADARSHA AUTOMOTIVE, SHAMSHABAD (10NG- 10-02), SHAMSHABAD, NH44, HYDERABAD, TELANGANA – 501218 - 501218
PH :8297116633.

KARIMNAGAR

186. ADARSHA AUTOMOTIVE (N6NA-N6-01), 8-6-301, BY PASS ROAD, AUTO NAGAR, KARIMNAGAR, TELANGANA - 505001
PH :9847073265.

MAHBUBNAGAR

187. JAYARAMMA AUTO (WPNA-WP-01), CHRISTIANPALLY, BHOOTPOOR ROAD, MAHBUBNAGAR, TELANGANA - 509001
PH :8096990074.

MANCHERIAL

188. ADARSHA AUTO (CMNA-CM-01), SURVEY NO-417,BELLAMPALLI MANCHERIAL ROAD ,MANCHERIAL,TELANGANA - 504208
PH :9133329709.

NIZAMABAD

189. VARUN MOTORS (1HNA-1H-01), 1-51/4/1/D4 MADAHAVA NAGAR,HYDERABAD ROAD,NIZAMABAD,TELANGANA.503230 - 503230
PH :9542222486.

SECUNDERABAD

190. MITHRA AGENCIES (10NK-10-01), USHA MAYURI THEATER, OPP TO SPENCERS MARKET, MUSHEERABAD, SECUNDERABAD, ANDRAPRADESH-500020. - 500020
PH :98850 01155.
191. AUTO FIN (K6NB-K6-01), PLOT NO.6, SURVEY NO.267/1 & 267/2, BOWENPALLY, BALANAGAR MAIN ROAD, SECUNDERABAD, TELANGANA - 500011
PH :8886144551.
192. VARUN MOTORS (K6NC-K6-01), VARUN MOTORS,2ND CROSS ROAD,SAINIKPURI,SECUNDERABAD - 500094
PH :779960094.

WARANGAL

193. ADARSHA AUTOMOTIVE (D5NA-D5-01), H.NO: 23-6-132, HUNTER ROAD, OPP TO CITIZENS CLUB, WARANGAL, TELANGANA - 506007
PH :8978944414.

UTTAR PRADESH

AGRA

194. MADHUSUDAN MOTORS (66NA-66-01), ADJOINING HEMA PETROL PUMP, EIT MANDI, BODLA, AGRA - 282007
PH :6386901181, 6386901188.

ALIGARH

195. CLML (B6NA-B6-01), PLOT NO. 5/129, GT ROAD, RAM NAGAR COLONY, SARSOL, ALIGARH, UTTAR PRADESH. - 202002
PH :9639775522.
196. CLML (B6NA-B6-02), VILL KARSUA, PALWAL-DELHI ROAD, ALIGARH PIN 202140 - 202140
PH :9358373099.

BARIELY

197. CORAL (56NA-56-01), DELHI RAMPUR ROAD, IN FRONT OF MINI BYPASS, CB GANJ, BARIELLY, UP - 243001
PH :9359101010.

GHAZIABAD

198. ROHAN MOTORS (59NA-59-01), KHASRA NO 46 , DELHI MEERUT ROAD MEERUT ROAD INDUSTRIAL AREA, MORTA, GHAZIABAD, UTTAR PRADESH 245101 - 245101
PH :8178839830.
199. J J IMPEX (5982-59-N1), PLOT NO C, J J IMPEX (DELHI) LIMITED, 224, SITE-1, INDUSTRIAL AREA, BULANDSHAHR ROAD INDUSTRIAL AREA, GHAZIABAD, UTTAR PRADESH 201003 - 201003
PH :9990033015.

GORAKHPUR

NEXA WORKSHOP (AS ON 31.03.2022)

200. SMART WHEELS (72NA-72-01), ARAZI NO. 623, 624 & 625, GULHARIA BAZAR, MEDICAL COLLEGE ROAD, GORAKHPUR, UTTAR PRADESH - 273009
PH :8222002147.

GREATER NOIDA

201. MSM (JJ IMPEX) (T283-T2-N1), MARUTI SERVICE MASTERS, NEXA SERVICE, PLOT NO 02, ECOTECH 12, GREATER NOIDA, GAUTAM BUDDHA NAGAR, UTTAR PRADESH - 201009
PH :9711474930.

HARDOI

202. CONCEPT (QENA-QE-01), PLOT NO. 1609 & 1605, GUNGABUX PURVA, BILGRAM RD, HARDOI, UTTAR PRADESH - 241001
PH :7607696666.

JHANSI

203. SURI (60NA-60-01), SHIVPURI - JHANSI ROAD, OPPOSITE HANSRAJ MODERN SCHOOL, JHANSI, UTTAR PRADESH - 284003
PH :7705000558.

KANPUR

204. KTL (28NB-28-01), ARAZI NO. 352, SINGHPUR KACHHAR, BITHOOR ROAD, NORTHERN RAILYWAY COLONY, KANPUR, UTTAR PRADESH. - 208017
PH :7408409312.

LUCKNOW

205. ANAND MOTORS (13NC-13-01), GATA NO. 1062 PARGANA RAJA BIJLI PASI VILLAGE AURANGABAD, SHAHEED PATH (OPPOSITE TO RAMABAI AMBEDKAR MAIDAN), LUCKNOW, UTTAR PRADESH - 226012
PH :7705807552, 9838480480.
206. KTL AUTOMOBILE PVT LTD (13ND-13-01), PLOT NO - 513, VILL. HARIHARPUR BIJNAUR, OPP ANSAL API, AMAR SHAHEED PATH, LUCKNOW - 227105
PH :7311190503.

MATHURA

207. UMA MOTORS (H8NA-H8-01), PLOT NO 222, MAHOLI, NEAR KIRAN HOSPITAL, MATHURA - 281004
PH :9997385999.

MEERUT

208. TR SAWHNEY (48NB-48-01), 1183/17 RITHANI, ZONE - A, SECTOR 4 NEAR PETROL PUMP, MEERUT, UTTAR PRADESH - 250103
PH :18002704142.

NOIDA

209. FAIR DEAL (A1ND-A1-01), A-107, SECTOR-5. NOIDA - 201301
PH :9810542222.
210. MOTOR CRAFT (59NB-59-01), C 42 SECTOR 57, NOIDA, UTTAR PRADESH - 201301
PH :7230029429, 7230000000.

RAIBARIELY

211. KTL AUTOMOBILE PVT LTD (HSNA-HS-01), 1481, NEAR KATHWARA BUS STAND, LUCKNOW RAIBARELI HIGHWAY, HARCHANDPUR, RAIBARELI - 229303
PH :7311190503.

SAHIBABAD

212. MSM (M983-M9-N1), MARUTI SERVICE MASTERS, NEXA SERVICE, PLOT NUMBER 58/4, SITE 4, SAHIBABAD INDUSTRIAL AREA, - 201010
PH :9711474930.

SHAHJAHANPUR

213. SUMITRA DS (W2NA-W2-01), SH25 , RETI ROAD SHAHJAHANPUR - 242001
PH :9936095228.

UTTARAKHAND

HALDWANI

214. NAINITAL MOTORS (J6NA-J6-01), 5TH KM RAMPUR ROAD, JEETPUR NEGI, NEAR AMAR UJALA PRINTING PRESS, HALDWANI, UTTARAKHAND - 263139
PH :7467800077, 7467800050.

ROORKEE

215. SHAKUMBARI (H2NA-H2-01), 5 KM MILESTONE ,NH-58,ROORKEE-DELHI ROAD ,NEAR HOTEL GODWARI,ROORKEE, UTTARAKHAND - 247667
PH :9634092690, 7500860007.

RUDRAPUR

216. AKANKSHA AUTOMOBILES (RUDRAPUR) PVT. LTD. (U4NB-U4-01), KASHIPUR ROAD, OPPOSITE GREEN PARK COLONY, VILLAGE DIBDIBA, TEHSIL BILASPUR, RAMPUR, UTTRAKHAND - 244901
PH :01912465542, 9797770257.

WEST BENGAL

ASANSOL

217. BEEKAY AUTO (F6NA-F6-01), NH-2 ,CHANDA MORE ,POST KALI PAHARDI, JAMMURIA DISTRICT WEST BARDHAMAN - 713339
PH :9932049425.

HOWRAH

218. MACHINOTECHNO (X7NA-X7-01), 109, 1, UPPER FORESHORE RD, CHOURA BUSTEE, SHIBPUR, HOWRAH, WEST BENGAL 711102 - 711102
PH :9830081632.

JALPAIGURI

219. PODDAR AUTO (XYNA-XY-01), ASSAM MORE BUS STOP, SH12A, JALPAIGURI, WEST BENGAL 735102 - 735102
PH :8945533002.

KHARAGPUR

220. BHANDARI AUTOMOBILES (G7NA-G7-01), CHOWRANGEE, PLOT NO-138 & 139, O T ROAD, KHARAGPUR - 721301
PH :7603076061.

KOLKATA

221. JYOTE MOTORS (06ND-06-01), MIRANIA ROAD, ARUPOTA ON BASANTI HIGHWAY, - 700105
PH :9074158220.

MARUTI AUTHORISED SERVICE STATION (MASS) (AS ON 31.03.2022)

ANDHRA PRADESH

CUDDAPPAH

- 1.## SIVAJI MOTORS (3275), BESIDES
PADMASHALI KALYANA MANDAPAM,
MADRAS ROAD, KADAPA-516002, ANDHRA
PRADESH,
PH :516002-9849113189 / 08562-48678.
- 2.## SREE VENKATESWARA AUTO. (1030),
SANKARA PURAM, CUDDAPAH (A.P.), ,
PH :516002-9704209620 / 9440708234.

GUNTAKAL

- 3.## S. MAHABOOB AUTOMOBILES (4075), ALUR
ROAD, GUNTAKAL-515802, ,
PH :515802-9440208312 / 9963344109.

GUNTUR

- 4.## S. S. MOTORS (4946), OPP. JKC COLLEGE,
JKC COLLEGE ROAD, GUNTUR-522006,
ANDHRA PRADESH,
PH :522006-9848936363 / 9395553636.

KAKINADA

- 5.## SATISH AUTO CARE (5038), BEHIND
KALPANA THEATRE, BEACH ROAD
KAKINADA, DISTRICT EAST GODAVARI,
ANDHRA PRADESH,
PH :533005-9848313599 / 9291648822.
- 6.## SRI SHIRDI SAI TECHNOCRAFTS (1459),
FLAT NO 36/2, I.D.A., RAMANAYYAPETA,
BESIDE MAHINDRA SHOW ROOM. OPP.
BHAVANI CASTING ROAD, KAKINADA-533005,
PH :533005-9848633336 / 9440727211.

KAVALI

- 7.## KAMAL MOTORS (3842), 10-15-43/J3A OPP
LIC, TANK RAOD, KAVALI,
PH :524201-9440928888 / 8801444888.

KURNOOL

- 8.# SRINIWAS AUTO GARAGE (5170), KALLUR
ROAD, KURNOOL, DISTRICT - KURNOOL,
ANDHRA PRADESH,
PH :518002-9440244660 / 9052571777.

MACHILIPATNAM

- 9.## SRI MARUTI MECHANICAL WORKS (4172),
D.NO 4-121, PLOT NO 26,27, , POTEPELLI
INDUSTRIAL PARK, MACHILIPATNAM- 521002,
PH :521002-9440538012 / 6301612465.

MANDAPETA

- 10.# MODERN MARUTI CARE (4866), D.NO.
4-1-59/2, MAIN ROAD, MANDAPETA-533309,
DISTRICT-EAST GODAVARI, ANDHRA
PRADESH,
PH :533309-9133198494.

MATHURAWADA

- 11.## ANY TIME SERVICE CENTRE (4860), BESIDE
ELECTRICAL SUBSATION , MADHURAWADA -
530041, DISTRICT VISAKHAPATNAM,
ANDHRA PRADESH,
PH :530041-8977799888.

NAGARI

- 12.# PUJITHA SERVICE CENTER (5872), TIRUPATI
ROAD, NAGARI-517583,
DISTRICT-CHITTOOR, ANDHRA PRADESH,
PH :517583-9966106128.

NANDYAL

- 13.## MARUTI MOTORS (2635), PLOT NO 428,
NH-18 , NEAR RAILWAY GATE , NANDYAL-
518501,
PH :518501-9440554617.

NELLORE

- 14.## MARUTI AUTO SERVICE STN. (2620), 16/796
SANKARA AGRAHARAM, NELLORE-524 001
(A.P.) ,
PH :524001-98858 81905 / 9848287342.
- 15.** MARUTI MOTORS (176), 16-3-995, MINI
BYPASS ROAD,, RAMALINGAPURAM,
NELLORE-524 003.(A.P.),
PH :524003-9440278243.

PATTIKONDA

- 16.# ROYAL MOTORS (5776), ADONI ARTS &
SCIENCE, COLLEGE ROAD
ADONI,PATTIKONDA-518302,
DISTRICT-KURNOOL, ANDHRA PRADESH,
PH :518302-9866362847 / 9247130036.

PRODDATTUR

- 17.## SRI RAM MOTORS (3642), 189 INDUSTRIAL
AREA, NEAR SRI LAKSMI NAGAR, MYDUKUR
ROAD, PRODDATUR (A.P.),
PH :516360-9666890525 / 9440354050.

RAJAHMUNDRY

- 18.## MARUTHI MOTORS (1257), D.NO 88-30-04,
OPP I.T.C. GADALAMMA NAGAR, NH-16,
RAJAMAHENDRAVARAM -533107,
PH :533107-9848253434 / 9666965922.

SRIKALAHASTI

- 19.## SUNDEEP CARS (5972), 16/769 SRI RAM
NAGAR COLONY, SRIKALAHASTI-517640,
DISTRICT-CHITTOOR, ANDHRA PRADESH,
PH :517640-9848294869 / 8686691817.

TENALI

- 20.## HIMAJA MARUTI SERVICE STATION (2828),
LECTURER'S COLONY, GIRIJA HOSPITAL
ROAD, GANGANAMMAPET, TENALI-522 201
GUNTUR DIST. (A.P.),
PH :522201-9849715727.

- 21.## RAHUL MOTORS (5157), D.NO.18-3-4BITRA
SRI RAMULU STREET, BEHIND TELEPHONE
EXCHANGE SALIPET, TENALI, ANDHRA
PRADESH,
PH :522201-9490187453 / 9440229595.

VISAKHAPATNAM

- 22.## SIRI AUTOMOBILES (5232), PLOT O 94/A IDA
E BLOCK, AUTO NAGAR.GAJUWAKA,
VISHAKHAPATNAM, ANDHRA PRADESH,
PH :530012-9963296667.

- 23.# SRINIVASA AUTO GARAGE (5440), OPP.
KANTI ROAD,, NEAR RAYS PETROL PUMP -
VISHAKHAPATNAM, DISTRICT -
VISHAKHAPATNAM, ANDHRA PRADESH,
PH :530031-9912688943.

- 24.** VISAG AUTO SCANS (461), 49-52-1/4/2,OPP
HNR VIHAR APPARTMENTS, SANTHIPURAM,
SANKARMATAM ROAD,
VISAKHAPATNAM-530016,
PH :530016-9246625885.

VIZIANAGARAM

- 25.* VIKRAMA AUTOMOBILES (4621), 17-13-4
TEMPLE STREET, VIZAINAGARAM - 531 202
(A.P.) ,
PH :535003-9440192224.

ARUNACHAL PRADESH

ALONG

- 26.## BANNU MOTORS (1744), SIYOM MARKET,
ALONG, WEST SIANG DISTT., (ARUNACHAL
PRADESH),
PH :791001-9436056096/8258834061 /
8415969533.

BOMDILA

- 27.## GURU MOTORS (3921), BIRPUR, RUPA,
ARUNACHAL PRADESH 790003,
PH :790003-7640898278 / 7085688757.

NIRJULI

- 28.## SANGO SERVICE CENTRE (5742),
NH-52,NIRJULI - 791110,
DISTRICT-PAPUMPARE, ARUNACHAL
PRADESH,
PH :791110-9436052480/8974454448 /
7002262396.

TAWANG

- 29.## TAWANG MARUTI SERVICING STATION
(4255), OLD BAZAR LINE, P.O. & P.S.,
TAWANG, ARUNACHAL PRADESH,
PH :790104-9402493456.

ZIRO

- 30.## HILLS AUTO AGENCY (3922), POLICE
RESERVE & PETROL PUMP ROAD, HAPOLI
BAZAR P.O.ZIRO, DISTT. LOWER
SUBANSIRI, ARUNACHAL PRADESH - 791
120,
PH :791120-9436047232 / 7085355742.

ASSAM

BADARPUR

- 31.## MARUTI CAR PLAZA (3635), NEAR
INDUSTRIAL AREA, S.T. ROAD, BADARPUR,
DISTT. KARIMGANJ (ASSAM) PIN-788 806,
PH :788806-9854970591 / 9401863691.

BISHAWANATH CHARIALI

- 32.* BINA AUTOMATION (3677), , P.O.
BISHAWANATH CHARIALI, DISTT. SONITPUR,
ASSAM-784 176,
PH :784176-9957309744.

- 33.## DISHANG DONE (1058), 52 N.H.,
BISHWANATH CHARIALI-784176, DISTT.
SONITPUR, ASSAM,
PH :784176-9854004161 / 9435080154.

BOKAJAN

- 34.## SREE GANESH MOTORS (6040), SUKHANJAN
SUPER MARKET P.O.BOKAJAN(C.F.),
DISTRICT KARBI ANGLONG , ASSAM ,
PH :782480-9435167138.

BOKAKHAT

- 35.## GOENKA AUTOMOBILES (2878), P.O.
BOKAKHAT, DISTT. GOLAGHAT, ASSAM-785
612,
PH :785612-9854048910 / 8254953675.

DHALIGAON

- 36.## ADHIKARI MOTOR WORKS (4049), P.O.
DHALIGAON, DIST-BONGAIGAON,
ASSAM-783385,
PH :783385-9435020938.

DHEMAJI

- 37.## NARAH AUTOMOBILES (3852), C/O BLUE HILL
COUNTER, P.O. DHEMAJI, DISTT. DHEMAJI,
PIN-787 057 (ASSAM),
PH :787057-9954390916.

DHUBRI

** A-Category Mass : Free & paid Service, Major repairs & Accidental repairs

C-Category Mass : Free & paid Service & Minor repairs

* B-Category Mass : Free & paid Service & Major repairs

D-Category Mass : Free Service & Minor repairs

MARUTI AUTHORISED SERVICE STATION (MASS) (AS ON 31.03.2022)

38.## BRAHMAPUTRA MOTOR SERVICING STATION
(3127), G.T.B ROAD, DHUBRI-783 301,
(ASSAM),
PH :783324-8876798739/9101176148 /
8011984265.

DIBRUGARH

39.* GEE DEE AUTO SERVICE (953),
JHALUKPARA, DIBRUGARH-786 001, ASSAM,
PH :786001-9435131119.

40.** MEHBOOB AUTOMOBILES & TYRE
SERVICES (1760), CHOWKIDINGHEE, NEAR
STATE TRANSPORT, DIBRUGARH-3,
PH :786005-9854432207 / 9435031620.

DIGBOI

41.** GAURI AUTOMOBILES (3760), MULIABARI,
DIGBOI 786 171, ,
PH :786171-9435137556.

DOOM DOOMA

42.* S K AUTO CARE (3962), UCHAMATI,
NATIONAL HIGHWAY, DOOM DUMA, ASSAM
786151,
PH :786151-9435135876.

GOALPARA

43.## BHARAT ENGINEERING WORKS (969), PO -
BALDMARI, AGIA ROAD, GOALPARA (ASSAM)
-783 102,
PH :783102-9864767777 / 9435023588.

GOLAGHAT

44.## KAKOTI MOTOR WORKS (1074), NEW
AMOLAPATTY, RANGPUR, P.O.
GOLAGHAT-785 621, DISTT. GOLAGHAT
(ASSAM),
PH :785621-9435053663.

GOSSAIGAON

45.## NARZARY AUTOMOBILES (4544), NH-31C,
HABRUBIL, GOSSAIGAON, DIST KOKRAJHAR,
ASSAM-783360,
PH :783360-9435109765.

GUWAHATI

46.** MONO MOTOR WORKS (966), BAMUNI
MAIDAN, GUWAHATI-781 021, ,
PH :781021-9864186600 / 9864060665.

HAILAKANDI

47.## RONOK AUTOMOBILES (5978), LALA
ROAD.NEAR CIVIL HOSPITAL,
HAILAKANDI-788151, DISTRICT-HAILAKANDI,
ASSAM,
PH
:788151-8723032380/9707428563/940196021
5.

HOJAI

48.## PRAMAN MOTORS (5730), WARD NO. 12,
HOLDING NO. 14, COLLEGE ROAD, HOJAI,
ASSAM-782435,
PH :782435-9954369700.

JONAI

49.## BOROOAH MOTORS (4545), NH-515,
MURKONG SLEEK, DIST. DHEMAJI,
JONAI-787060, ASSAM,
PH :787060-9864590237.

KARIMGANJ

50.## S D AUTOMOBILE (4931), SILCHAR ROAD,
KARIMGANJ - 788710, ,
PH :788710-8135002919/9435074975.

LUMDING

51.## BEDI MOTORS (5827), MAIN ROAD,NORTH
LUMDING,LUMDING-782447, DISTRICT -
NAGAON, (ASSAM),
PH :782447-9957333991.

MANGALDAI

52.## PRIYAM AUTOMOBILES (2424), NH 52
COLLEGE ROAD, MANGALDOI, ASSAM,
PIN-784 125,
PH :784125-9401148730/9854209905 /
8876111790.

MARGHERITA

53.* VIRDI MOTOR WORKS (955), MISSION ROAD,
P.O. MARGHERITA-786 181, DIST. TINSUKIA,
(ASSAM),
PH :786181-8011164932 / 8876366421.

MARIANI

54.## VASKAR AUTOMOBILES (5237), NEAR NST
TINALI. P.O. :MARIANI, DISTRICT - JORHAT,
ASSAM,
PH :785634-9508486813.

MORANHAT

55.* CHINAKI SERVICE STATION (2973), (MARUTI
AUTHORISED SERVICE STATION), NATUN
NAGAR A.T. ROAD, MORANHAT-785 670,
(ASSAM),
PH :785670-9401512821.

MORIGAON

56.## PRAGATI MOTORS (5273), MORIGAON
TOWN, WARD NO.1, BHATBOR-, DOLON
PATH, P.O. : MORIGAON, DISTRICT -
MORIGAON, ASSAM,
PH :782105-9435064356.

NAGAON

57.## DAS MARUTI MOTOR WORKS (3734),
NAGAON -782001, . . . (ASSAM),
PH :782002-9435360246 / 9706362791.

NALBARI

58.## B.R.K. AUTOMOBILES ENGINEERING WORKS
(2838), HAJO ROAD, NALBARI-781 335,
(ASSAM),
PH :781335-9954895264 / 8638142034.

NAMRUP

59.## RAJ ENTERPRISES (3849), NAMRUP
INDUSTRIAL ENTERPRISES, SONARI TINIALI,
PARBATPUR, NAMRUP-786 623 (ASSAM),
PH :786623-9854135646.

NORTH LAKHIMPUR

60.** GREEN LAND MARUTI WORKS (2974), NEAR
GURUDWARA, NH 52, NORTH
LAKHIMPUR-787 001, (ASSAM),
PH :787031-9435085310 / 8638211244.

PATHSALA

61.## USHA AUTOMOBILES (4240), N.H
31,PATHSALA-781325, DISTRICT-BARPETA,
ASSAM,
PH :781325-9401310431.

SILAPATHAR

62.## BORLUIT MOTOR (5743), KHANAMUKH,
P.O/P.S -SILAPATHAR, DIST-DHEMAJI,
ASSAM
PIN-787059,
PH :787059-9954635182.

SILCHAR

63.** CARDROME (1559), 2ND LINK ROAD
JUNCTION, SONAI ROAD (M H C ROAD),
SILCHAR-788 006, (ASSAM),
PH :788006-9435071212.

TEZPUR

64.## POOJA MOTOR WORKS (4373), N.T. ROAD,
MURATETLI, TEZPUR-784001, ASSAM,
PH :784001-9954707812 / 9435082223.

TINSUKIA

65.* AUTO MAKERS (934), MAKUM ROAD, UDYOG
NAGAR, TINSUKIA -786 146 (ASSAM),
PH :786146-9435035341.

TITABAR

66.## SHANKAR AUTO WORKS (5174), C/O-SHIV
SHAKTI AUTO WORKS.BALAJI, MARKET
TITABAR CHARIALI TITABAR, DISTRICT -
JORHAT, ASSAM,
PH :785630-9435772479/9435051539 /
9435153400.

UDALGURI

67.## RENU MOTORS (4543), WARD NO. 2, U.T.
ROAD, UDALGURI TOWN, UDALGURI-784509,
ASSAM,
PH :784509-9854348875 / 9435222344.

BIHAR

ARRAH

68.## ANJALI ENTERPRISES (5533), ARRAH -
PATNA MAIN BYPASS ROAD, NH-30,
AHIRPURWA, OPPOSITE SURYA MANDIR,
ARRAH, BIHAR -802232,
PH :802232-9304910843.

AURANGABAD (BIHAR)

69.## K R N AUTOMOBILE (2242), NEW G.T. ROAD,
(NH-2), AURANGABAD-824 101, (BIHAR),
PH :824101-9304930657.

BEGUSARAI

70.## K.B. MOTORS (4768), NH-31, SINGHAUL,
POKHAR, BEGUSARAI-851134, BIHAR,
PH
:851134-7870041951/8271507870/983521411
5 / 9431261677.

71.* NATIONAL AUTO WORKS (1536), INDUSTRIAL
AREA, BARAUNI, BEGUSARAI-851 122,
PH :851122-9973381733.

BHAGALPUR

72.** RUPRA AUTOMOBILES (1577), EAST OF
AIRPORT, BHAGALPUR-813 210, P.O.
BAHADURPUR, (BIHAR),
PH :813210-9334385521.

BIHAR SHARIF

73.## SARVADAY ENGG. & AUTO SER (1549),
INDUSTRIAL ESTATE, RAMCHANDRAPUR,
BIHARSHARIFF (NALANDA),
PH :803101-9334672919 / 9334473632.

CHAPRA

74.## PRASAD AUTOMOBILES (1974), BHAGWAN
BAZAR, CHAPRA-841 301, (BIHAR),
PH :841301-9431216362/8092627210 /
8340568556.

DARBHANGA

75.* SINGH MARUTI CARE (2277),
RAJKUMARGANJ, P.O. LALBAGH,
DARBHANGA-846 004, (BIHAR),
PH :846004-9431293796 / 9386151528.

GAYA

** A-Category Mass : Free & paid Service, Major repairs & Accidental repairs

C-Category Mass : Free & paid Service & Minor repairs

* B-Category Mass : Free & paid Service & Major repairs

D-Category Mass : Free Service & Minor repairs

MARUTI AUTHORISED SERVICE STATION (MASS) (AS ON 31.03.2022)

76.*	AUTO CARE (3027), DURGA BARI, HARIDAS CHATTERJEE LANE, NEAR SAINT PAUL SCHOOL, GAYA-823 001 (BIHAR), PH :823001-9102060955 / 9939407978.	86.**	GOOD WRENCH SERVICES (3364), NH 30, BETWEEN BHARAT PETROLEUM & HP PETROL PUMPS, , 1 KM WEST OF '0' MILE, ASHOCHAK, NANDLAL CHAPRA, PATNA - 800007, PH :800007-7277772777.	96.#	MARUTI AUTO CARE (4839), KHARSIA NAKA, AMBIKAPUR -497001, DISTRICT-SURGUJA, CHATTISGARH, PH :497001-9425256087 / 9826135485.	105.##	ANAND MOTORS (4471), B-27, G.T. KARNAL ROAD, INDUSTRIAL AREA, NEW DELHI-110033, PH :110033-9582379699.
HAJIPUR		BILASPUR (CHHATTISGARH)		JAGDALPUR		JAMNIPALI	
77.##	ALFA AUTO (5454), PASWAN CHOWK, NH-13, HAJIPUR, DISTRICT - VAISHALI, BIHAR - 844101, PH :844101-9431327965/8092258357 / 7545870345.	87.##	MARUTI MAINTAINER (4842), PLOT NO 73, MAIN ROAD, KANKARBAGH, NEAR RAJENDRA NAGAR OVERBRIDGE, PATNA, BIHAR-800020, PH :800020-7903741541.	97.##	RAINEY'S AUTO CARE (4770), NEAR GREEN PARK COLONY, JARHABHATA, BILASPUR, CHATTISGARH- 495001, PH :495001-9229884951 / 07752-224224.	106.**	A-ONE AUTOMOBILES (3362), 487/35 NATIONAL MARKET, PEERAGARHI, DELHI-110 087, PH :110087-9810257472.
78.**	HI-TECH AUTOMOBILE (3123), GANDHI SETU PATH, N.H.-19, HAJIPUR, VAISHALI (BIHAR), PH :844101-9835044502 / 9608895900.	88.*	MOHINI AUTOMOBILES (1049), BEHIND RESERVE BANK OF INDIA, EXHIBITION ROAD, PATNA-800 001, PH :800001-9431094340/8987379073 / 6204514253.	98.##	VISHWAKARMA AUTOMOBILES (4467), RAJMAHAL PARISAR, BAHAMBERS OF COMMERCE ROAD, JAGDALPUR, CHHATTISGARH, PH :494001-9753300033 / 6266399324.	107.##	ASHA AUTOMOBILES (850), A-2 CHOTTEY LAL PARK, NAJAFGARH ROAD, OPP.KIRTI NGR.P.O, NEW DELHI-15, PH :110015-9818467898.
KAHALGAON		PURNEA		KORBA		108.##	AUTO ENGRS.SERVICE STN. (8023), OPP.MODEL TOWN, DERAWAL NAGAR, DELHI-9, PH :110009-9811137929.
79.##	MAHA GAURI ENTERPRISES (5822), NTPC ROAD,GANGANAGAR ,CHOWRATHIYASTHAN, KAHALGAON-813203, DISTRICT-BHAGALPUR, BIHAR, PH :813203-9431463558.	89.**	TIRUPATI AUTO (1956), ASHIANA MORE, BAILEY ROAD OPPOSITE UNION BANK, RAJABAZAR, PATNA-14, PH :800014-9835050292/8539077831 / 9693601907.	MANENDRAGARH		109.*	AUTO POINT SERVICE (1267), 70B RATTAN PARK, OPP. RAMESH NAGAR, NEW DELHI-110 015, PH :110015-9958062220.
MADHEPURA		SASARAM		100.##	AUTO SELF SERVICE (8940), RAILWAY STATION CANAL ROAD, NEAR SUNALIYA RAILWAY CROSSING , MURARKA GALI, KORBA, CHATTISGARH -495678, PH :495678-9229495000 / 6262646363.	110.##	AUTOTECH ENGINEERS (4551), PLOT NO. 20-24, MATIYALA VILLAGE, SECTOR-3, NEAR DPS DWARKA, NEW DELHI-110075, PH :110075-9811608008.
80.##	KRISHNA AUTOMOBILES (2639), SINGHSWAR ROAD, PATHRAHA, MADHEPURA-852 213, (BIHAR), PH :852213-9430583338 / 8810506410.	90.##	AUTO INDIA (3026), SRI DHAM MANDIR, PURNEA CITY, PURNEA 854302, PH :854301-9470204501.	RAIPUR		111.##	BAJAJ MOTORS (4940), T-5/242, MANGOLPURI INDUSTRIAL AREA, PHASE-1, NEW DELHI-110083, PH :110083-9811418505.
MADHUBANI		SITAMARHI		101.##	SHARMA AUTO CENTRE (5354), MAIN ROAD - MANENDRAGARH, DISTRICT - KOREA , PIN - 497442, CHHATTISGARH, PH :497442-7771011802 / 7771011801/07771-241872/07771-215305.	112.##	BASANT MOTORS (8003), 78 TOLSTOY LANE, BEHIND SCINDIA HOUSE, NEW DELHI-110 001, PH :110001-9811522266/9811309581.
81.##	VIDYAPATI AUTOMOBILE (4234), BHAUARA, GANGASAGAR, MADHUBANI, BIHAR - 847212, PH :847212-9471648158/9304399511 / 6276255014.	91.##	TRIPTY CAR SERVICE CENTRE (5535), NEAR RELIANCE PETROL PUMP, G.T. ROAD.NH-2,SASARAM-821115, DISTRICT-SASARAM, BIHAR, PH :821115-9934792421 / 6207468438.	RAJNANDGAON		113.##	BHAGIRATHI MOTORS (4737), PLOT NO. 153/543, POOTH KHURD, DELHI-110039, PH :110039-9810804556.
MUNGER		CHANDIGARH		102.##	SHIVAM CAR SERVICES (4774), BILASPUR ROAD, KHAMTARAI, RAIPUR-492006, CHATTISGARH, PH :492006-9039090522 / 9826192574.	114.##	BHASIN SERVICE STATION (830), DR.K.S.KRISHNAN ROAD, NEAR PUSA GATE, NEW DELHI-110 012., PH :110012-9971977992.
82.##	SUN BEAM ENGG WORKS (1533), 150 BETWAN BAZAR, NEAR KHANKAH, P.O.& DISTT. MUNGER, BIHAR - 811201, PH :811201-9931962944.	92.*	SITAMARHI AUTO CARE (6050), INDUSTRIAL AREA,RAJOPATTI, PO.SITAMARHI-843302, DISTRICT-SITAMARHI, BIHAR, PH :843302-9430012437 / 9973024437.	DELHI		115.**	BRIGHT MOTORS (P) LTD. (885), C-263 PEERAGARHI, OUTER RING ROAD, DELHI - 110 087, PH :110087-9810203018.
MUZAFFARPUR		CHHATTISGARH		103.##	SAI MOTORS (3672), OPP DENTAL COLLEGE, SUNDARA, DURG NAGPUR HIGHWAY (NH-8), RAJNANDGAON - 491 441, PH :491441-9893404117.	116.*	DRIVE WELL SERVICE STN. (866), 1/486,G.C.S. COMPLEX,MAIN G.T. ROAD , DILSHAD GARDEN,NEW DELHI-110095 , DELHI , PH :110095-9811020603.
83.**	DYNAMIC MARUTI SERVICE CENTRE (1163), HARI SHARAN MARG, AMGOLA, POST OFF RAMNA, MUZAFFARPUR-842 002, PH :842002-9431013057/9835003526/938683459 5 / 9835003526.	93.**	CAR CLINIC (179), PLOT NO-81, INDUSTRIAL AREA, PHASE-2, CHANDIGARH, PH :160002-9417216782 / 6283137303.	DELHI		117.##	ENGINEERS SERVICE STATION (834), SHRI AUROBINDO MARG, (SAFDARJANG AIRPORT), NEW DELHI-110 003, PH :110003-9654262692.
84.##	PERFECT MOTORS (3465), NEAR CHANDNI CHAUK, JHITKAIYA, POST: MIT PS: BRAHAMPURA, MUZAFFARPUR-842 003 (BIHAR), PH :842003-9835007407.	94.##	HI-TEK MOTORZ (4743), PLOT NO. 658, INDUSTRIAL AREA, PHASE-1, CHANDIGARH, PH :160002-9872567868.	DELHI			
PATNA		95.##	RATTAN MOTORS (1155), SECTOR 23-C, CHANDIGARH-160 023, , PH :160023-9814008335.	DELHI			
85.**	CAR SCANNER (1552), OPP. BATA, KANKAR BAGH COLONY, PATNA-800 020, PH :800020-9431016342.	CHHATTISGARH		104.*	AAPKA KARKHANA (MOTORS) PVT. LTD. (869), 62/I POSANGIPUR MAIN MARKET, A-3 BLOCK JANAKPURI, NEW DELHI-58, PH :110058-9811034869.		
		AMBIKAPUR					

** A-Category Mass : Free & paid Service, Major repairs & Accidental repairs

C-Category Mass : Free & paid Service & Minor repairs

* B-Category Mass : Free & paid Service & Major repairs

D-Category Mass : Free Service & Minor repairs

MARUTI AUTHORISED SERVICE STATION (MASS) (AS ON 31.03.2022)

118.## EXCEL AUTOMOBILES (3342), PLOT NO. 78, BAGDOLA VILLAGE, SECTOR 8, DWARKA, NEW DELHI-110 077, PH :110077-7011765194.

119.* EXCLUSIVE AUTOMOBILES PVT. LTD. (3546), 98 MANGOLPUR KALAN, SECTOR-2 NEAR JAIPUR GOLDEN HOSPITAL, ROHINI, DELHI-110 085, PH :110085-9910782127.

120.## GLOBE SERVICE STATION (3631), 18TH KM MATHURA ROAD, BADARPUR, NEW DELHI-110 044, PH :110044-9818630354.

121.## HUNDRED PERCENT FILLING & SERVICE STATION (4939), LSC, SECTOR-9, OPP. NHAJ, DWARKA, NEW DELHI-110075, PH :110075-9910586999.

122.## IMAGE (2561), IOC PUMP, NEAR SAMACHAR APT. OPP. KIRTI APT., MAYUR VIHAR PHASE-I EXT., DELHI-110 091, PH :110091-9312082213.

123.** R S AUTOMOBILES (273), 111/9 KISHANGARH, OPP. CNG PUMP NEAR SPYM INSTITUTE, ARUNA ASAF ALI ROAD, VASANT KUNJ, NEW DELHI – 110070, PH :110070-9540944009/9540942000.

124.** KUMAR AUTOMOBILES (855), B-281 OKHLA INDUSTRIAL AREA, PHASE-I, NEW DELHI-110 020, PH :110020-9810001625.

125.** MULTAN AUTOMOBILE ENGRS. (853), B-7/1 OKHLA INDUSTRIAL AREA, PHASE II, NEW DELHI-110 020,, PH :110020-9810186699.

126.** NAVEEN AUTOMOBILES (4934), 37, PATPARGANJ INDUSTRIAL AREA, NEW DELHI-110092, , PH :110092-9911278537.

127.## NORTHERN SERVICE STATION (337), SARAI BASTI, ROAD NO 40, OPP. SHASTRI NAGAR, DELHI-35, PH :110035-9213710643.

128.** P R G MOTORS (365), A-99.103CH.TEKCHAND MARKET, GANESH NAGAR - TILAK NAGAR, DELHI-110 018, DELHI, PH :110018-9711196811.

129.## QUTAB SERVICE STATION (8078), MEHRAULI ROAD, NEW DELHI-110 017,, PH :110017-9811021862.

130.** RAJINDRA SERVICES P.LTD. (826), B-55 G.T.KARNAL ROAD, INDUSTRIAL AREA, DELHI-110 033,, PH :110033-9899580820.

131.## ROHAN SERVICES (5444), PLOT NO:125 VILLAGE POCHANPUR, SECTOR - 23 DWARKA, DISTRICT - DELHI (WEST), DELHI, PH :110075-9911180827.

132.* SATYA SERVICE STATION PVT. LTD. (3625), L-BLOCK HARI NAGAR, JAIL ROAD, NEW DELHI-64, PH :110064-9873461414.

133.** SEVEN HILLS AUTO.(P) LTD. (848), D-20/1 OKHLA INDUSTRIAL AREA, PHASE II, NEW DELHI-110 020,, PH :110020-9811037954.

134.** SHALIMAR AUTOMOBILES PVT. LTD (871), C-91/9 WAZIRPUR INDUSTRIAL AREA, ASHOK VIHAR CROSSING, DELHI-110052, DELHI, PH :110052-9811171489.

135.## SHIKHAR AUTOMOBILES (5546), A-2/1 CHOTTEY LAL PARK,SHIVAJI MARG, OPP KIRTI NAGAR,METRO PILLAR NO.341, DISTRICT -WEST DELHI, NEW DELHI-110015, PH :110015-9810047047.

136.## SHRI BALAJI CAR SCAN (2677), 43/12 OPP. NEW ANAJ MANDI, NAJAFGARH, NEW DELHI-110 043, PH :110043-9811891740.

137.## SINTEX SERVICE STATION (777), 883,RITHALA INDUSTRIAL AREA,, FIRNI NALA ROAD,, DELHI - 85, DELHI, PH :110085-9868030802.

138.## SRI BALAJI AUTOMOBILE (8038), KHASRA NO.33, 13/2-12 MAIN BAWANA ROAD, SAMEYYPUR (NEAR DELHI COLLEGE OF ENGG.), DELHI, PH :110085-9811039601.

139.## SRI SAI AUTO ENGINEERS (8074), 487/59 PEERA GARHI, INDUSTRIAL AREA, DELHI, PH :110087-9650531612.

140.## WIG AUTOMOBILES (8012), D-3, S.M.A CO-OP. INDL. ESTATE, (OPP. JAHANGIR PURI CHOWK), G.T. KARNAL ROAD, DELHI-110 033, PH :110033-9811297607.

141.## YASHWANT PLACE SER.STN. (8022), AFRICA AVENUE, (OPP.CHANAKYA CINEMA), NEW DELHI-21, PH :110021-9868255788.

GOA

BICHOLIM

142.## SHREE GURUKRUPA AUTOWORLD (1249), PLOT NO.76, , BICHOLIM, GOA-403 529, PH :403529-9422057272 / 9823831555.

CURCHOREM

143.## VIPUL AUTOMOBILES (5376), PLOT NO.7.8.9 KAKODA INSUTRIAL ESTATE, KAKODA CURCHOREM, DISTRICT - SOUTH GOA, GOA, PH :403706-9422018746.

KUNDAIM

144.* VIKAS ENGINEERING WORKS (4953), BHOMA, KUNDAIM, GOA-403107, PH :403107-9823780335 / 7741096033.

MAPUSA

145.## SARDESAI AUTOMOBILES (2176), 194, GAUNSAWADA, , NEAR MILAGRES CHURCH, MAPUSA, GOA-403 507, PH :403507-9764448741 / 8668797850.

PONDA

146.* DHAVLIKAR AUTOMOBILES (2041), NO.5 TIP TOP MANSION IV, INDIRA NAGAR, DHAVALI, PONDA, GOA-403 401, PH :403401-9890669879 / 9923879079.

VERNA

147.* LUBRICARE SERVICES (261), 7-D GOULLOY, NH-17 NUVEM, SALCETE, GOA-403 601, PH :403601-9822124376.

GUJARAT

AHMEDABAD

148.* AUTOWAY (125), MANGALYA COMPLEX, NEAR ANJALI CINEMA CROSS ROAD, BATTHA, AHMEDABAD, PH :380007-9825016888.

149.## DAHISON MOTORS (143), NEAR MANAV MANDIR, DRIVE IN ROAD, AHMEDABAD-380 052, PH :380052-9898096242.

150.## MEGHDOOT MOTORS (3437), MASONIC LODGE COMPOUND, SHAHIBAUG ROAD, AHMEDABAD-4, PH :380004-9825972345.

151.* POKAR AUTO REPAIRERS (2479), NEAR UNION CO. BANK, SAJIPUR BOGHA, NARODA ROAD, AHMEDABAD-382 345, PH :382345-9428608515 / 8200852562.

152.* RAJAN MOTORS (2873), C/O M/S. SUPER SERVICE STATION, 79/80 JAGABHAI PARK, RAM BAUG, MANINAGAR, AHMEDABAD-380 008, PH :380008-9825972345.

153.** SPEED AUTO CARE PVT. LTD (5524), NH-8,VIRAT NAGAR AHMEDABAD, DISTRICT - AHMEDABAD, GUJARAT, PH :380023-9979992779.

AMRELI

154.* CAR CARE CENTRE (2734), PATEL GARAGE, CHAKRAGADH ROAD, AMRELI-365 601, (GUJARAT), PH :365601-9825422922.

155.* KHODIAR MOTORS (3029), GAVADKA ROAD, AMRELI-365 601, (GUJARAT), PH :365601-9825672657.

ANAND

156.* PATEL TRACTOR COMPANY (2221), (SERVICE DIVISION), BEHIND SUNIL CHAMBERS, STATION ROAD, ANAND-388 001, PH :388001-9925534494.

157.## SHAKTI MOTORS (2226), OPP. J.K. PARK, NATIONAL HIGHWAY NO.8, P.O. VAGHASHI-388 320, TA: ANAND DISTT. KHEDA, PH :388320-9825792999.

ANJAR

158.# CAR AGE (5542), PLOT NO.11, MAHATMA NAGAR-1,ANJAR- , GADHPADAR ROAD,NR.MAHAKALESHWAR, MAHADEV MANDIR,ANJAR , GUJARAT, PH :370110-9427216886 / 9427211167.

BARDOLI

159.** POOJA MOTORS (361), NEAR GIDC, SURAT ROAD, BARDOLI-394 601, (GUJARAT), PH :394601-9825762621.

BHARUCH

160.* NEW MARUTI MOTORS (5156), 9/16 AKASH GANGA,B/H CNG PUMP, OLD NH -8,BHOLAV , DISTRICT - BHARUCH, GUJARAT, PH :392001-9898611424 / 9879532460.

BHAVNAGAR

161.## VIKRAM MOTOR GARAGE (127), TAKHTESHWAR PLOT, NEAR CHANDRA BHUVAN, BHAVNAGAR - 364 002,, PH :364002-9427145452.

BHUJ

162.* ASHA MOTORS (3629), LAL TEKRI, HOSPITAL ROAD, BHUJ-370 001, (GUJARAT), PH :370001-9825225088 / 9427272315.

BILIMORA

163.## PATEL AUTOMOBILES (4030), DANDEKAR COMPOUND, GANDEVI ROAD, BILIMORA, PH :396321-9824123875.

BORSAD

** A-Category Mass : Free & paid Service, Major repairs & Accidental repairs
C-Category Mass : Free & paid Service & Minor repairs

* B-Category Mass : Free & paid Service & Major repairs
D-Category Mass : Free Service & Minor repairs

MARUTI AUTHORISED SERVICE STATION (MASS) (AS ON 31.03.2022)

164.##	SUMAN MOTORS (3863), NEAR NISHRAYA CROSSING, BHARAN ROAD, BORSAD, DISTT. ANAND, PH :388540-9825021960.	174.*	LABH MOTORS (4527), PLOT NO - B - 206+207 ., GIDC, SECTOR -25,, GANDHINAGAR GUJARAT, PH :382024-9825020030.	183.##	MARUTI MOTORS (266), G.I.D.C. - I, RAJKOT HIGHWAY, DOLATPARA, JUNAGADH(GUJARAT), PH :362001-9099849888.	192.##	ARUN MOTORS (2071), SANALA BYE PASS, NEAR G.P. GINING MILLS, MORBI -363641, GUJARAT, PH :363641-9825222825.
CHAND KHEDA		175.*	RIDDHI MARUTI(A DIVISION OF SHREE ARBODA PVT. LTD (2151), E-19/10 G.I.D.C. SECTOR 26, NEAR K-7, GANDHINAGAR-382 044, PH :382044-9825041331.	KALOL		NADIAD	
165.*	BALVINDER AUTOMOBILES (2528), ZUNDAL CIRCLE, BEHINDDWARIKESH PARTY PLOT,NEAR SHAGUN 108,CHANDKHERA, VILLAGEZUNDAL, DISTRICTGANDHINAGAR, GUJARAT -382421, PH :382424-9924016000 / 9924061000.	176.##	SHITAL MOTORS P.LTD. (134), 304 G.I.D.C., SECTOR-28, GANDHINAGAR - 382 028 (GUJARAT),, PH :382028-9924127065.	184.##	SUNRISE AUTO CENTRE (146), OPP. IFFCO, AHMEDABAD-MEHSANA ROAD, SAJJ KALOL, (NORTH GUJARAT)-382 721, PH :382721-9879542207.	193.##	SHIVAM MOTORS (4430), OPP RASHAM RESTAURANT, DABHAM CROSSING, N.H 8, NADIAD, GUJARAT, PH :387320-9825021960.
CHIKHLI (GUJ.)		HALOL		KAMREJ		NAKHATRAMA	
166.##	INAL MOTORS (3929), POST MAJIGAM, CHIKLI BILIMORA ROAD, DISTT NAVSARI, PH :396521-9099033773.	177.##	MAA MOTORS (4767), GODHRA ROAD, NEAR TELEPHONE EXCHANGE, HALOL, GUJARAT, PH :389350-9898610212.	185.*	PATEL MOTOR GARAGE (2764), PLOT NO 1,2,3, NAVAGAM,, NR. MANISHA HOTEL, OPP. DADABHAGWAN TEMPLE, NAVAGAM, KAMREJ., DIST: SURAT-394185, PH :394185-9825127413.	194.#	ASHA MOTORS (4340), NANA ANGLADESH, NAKHATRAMA HIGHWAY ROAD, NAKHATRAMA, KUTCH, PH :370615-9727499383.
167.##	SHREE AMBICA MOTORS (2663), KUNDI FATAK, NEAR ADARSH NURSERY, N.H.8, CHIKHLI DISTT. VALSAD (GUJARAT)-396 001, PH :396001-9825131520.	HIMMATNAGAR		KAPADVANJ		PETLAD	
DAHOD		178.##	MEHTA SERVICE STATION (135), NEAR SHANTI GARDEN, RESTAURANT, DIWALI BAUG MOTIPURA, N.H.B. HIMMATNAGAR GUJARAT-383 001, PH :383001-9426555664.	186.##	DISHA MOTORS (5960), MAHAMADPURA,KAPADVANJ-NADIAD ROAD, KAPADVANJ-387620, DISTRICT-KHEDA, GUJARAT, PH :387620-9825641244 / 9426361548.	195.##	SIDDHI MOTORS (4166), OPP. GEB, NEAR RAILWAY CROSSING, NADIAD-KHAMBHAT HIGHWAY, PETLAD, ANAND, PIN-388450, PH :388450-7359465067.
168.*	CAR SEVA (2438), SAINT STEPHEN SCHOOL ROAD, GODHRA ROAD,, DAHOD. PIN-389151, PH :389151-9426469122.	IDAR		KESHOD		RAJKOT	
DAMAN		179.##	SUN MOTORS (5175), IDAR-HIMMATNAGAR HIGHWAY ROAD, AT.KRUSHNAGAR.PO NETRAMLI., TA.IDER DISTRICT SABARKANTA, GUJARAT, PH :383430-9228286768.	187.##	PRASAD MOTORS (3969), VERAVAL HIGHWAY, KESHOD, , PH :362220-9825024488.	196.**	KHODIYAR MOTORS (356), DHEBAR ROAD (SOUTH), ATIKA INDUSTRIAL ESTATE, RAJKOT-360 001, PH :360001-9426202885.
169.##	CAR ZONE (4358), SURVEY NO. 70/3, VARKUND, OPP VEERA DA DHABA, VAPI DAMAN ROAD, DAMAN-396210, PH :396210-9824184449.	JAMKHAMBHALIA		LIMDI		197.*	UNIVERSE AUTO (5544), C/O DELHI GUJARAT TRANSPORT,NR. NAVAGAM, OCTROI POINT,AHMEDABAD HIGHWAY, RAJKOT-380002, DISTIRCT - RAJKOT , GUJARAT, PH :380002-9879616643.
170.##	TOP GEAR (5469), DAMAN-KUNTA ROAD KUNTA DAMAN-396210, DISTRICT - UNION TERRITORY , GUJARAT, PH :396210-9825631264.	180.##	SHRI HARI OM MOTORS (4539), JADESWAR ROAD CHAR RASTA, OPP. KRISHNA WAY BRIDGE, JAM KHAMBHALIA-361305, GUJARAT, PH :361305-9426955344.	188.##	PARTH AUTOMOBILES (4171), OPP.SWAMINARAYAN TEMPLE, NH NO-8A, LIMBDI DIST, SURENDERNAGAR , PIN-363421, PH :363421-9426714510.	RAJPIPLA	
DEESA		JAMNAGAR		LUNAWADA		198.##	R. N. MOTORS (5255), 22-GIDC NEAR PETROL PUMP , RAJPIPLA, DISTRICT - NARMADA , GUJARAT, PH :393145-9925325300 / 8530858649.
171.##	VAKHARIA MOTORS (3970), G L PADIAR COMPLEX, PALANPUR PATHAN HIGHWAY, OPP. RAJMANDIR TALKIES, DEESA, PH :385535-9377728841 / 9377728816.	181.*	LANDMARK AUTOMOBILES (1973), PLOT NO-4/2, JAMNAGAR- KALVAD ROAD, MAHAPRABHUJI BETHAK ROAD, OPP SUBHASH BRIDGE, JAMNAGAR-361 006, (GUJARAT), PH :361006-7600000733.	189.##	N.J. MOTORS (4370), MODASSA ROAD, NR. SAIFEE HOSPITAL, LUNAWADA, DIST: PANCHMAHAL (GUJARAT), PH :389230-9924252700.	SAVARKUNDLA	
DHARI		JETPUR		MEHSANA		199.##	SHYAM MOTORS (8925), OPP. ESSAR PETROL PUMP, AMRELI ROAD,SAVARKUNDLA-364515, DISTRICT-AMRELI, GUJARAT, PH :364515-9427742134.
172.##	GURUKRUPA MOTORS (5876), NR. NARMADESHWAR MAHADEV TEMPLE, DHARI,AMRELI ROAD,DHARI-365640, DISTRICT-AMRELI, GUJARAT, PH :365640-9825374658.	182.##	GIRIRAJ MOTORS (3971), JUNAGADH HIGHWAY, NEAR JALARAM TEMPLE, JETPUR, PH :360370-9727154392.	190.*	SANSKAR MOTORS (5468), PALAVASANA -BECHARAJI ROAD, , NR.ONGC FIRE STATION ,MEHSANA-384002 , DISTRICT-MEHSANA, GUJARAT, PH :384002-9825106359.	SIDDHPUR	
DHORAJI		JUNAGADH		191.**	SHUBH AUTO SERVICES (3367), NEAR AGRO PETROL PUMP, OLD RTO, RAMOSNA JAKAT NAKA, MEHSANA (GUJARAT), PH :384001-9825322460.	200.##	GOOD LUCK MOTORS (5341), 2.UMIYA COMPLEX .NEAR GURUKUL , HIGH SCHOOL SIDDHPUR , DISTRICT - PATAN, GUJARAT, PH :384151-9898428989.
173.##	UNIVERSE AUTO (5837), SARDAR CHOWK,DHORAJI-360410, DISTRICT- RAJKOT, GUJARAT, PH :360410-9727714643.			MORBI		SIHOR	
GANDHI NAGAR							

** A-Category Mass : Free & paid Service, Major repairs & Accidental repairs

C-Category Mass : Free & paid Service & Minor repairs

* B-Category Mass : Free & paid Service & Major repairs

D-Category Mass : Free Service & Minor repairs

MARUTI AUTHORISED SERVICE STATION (MASS) (AS ON 31.03.2022)

201.# MOMAI MOTORS (6032), NR. RAJ MOMAI PETROLIUM, BHAVNAGAR-RAJKOT HIGHWAY,SIHOR-364240, DISTRICT-BHAVNAGAR, GUJARAT, PH :364240-9510201800.

SURAT

202.## EMPEROR CAR TECH (1748), F.PLOT NO.124 NEAR RELIANCE COMPLEX, BESIDE SHEETAL MARBLE, SURAT-DUMAS ROAD PIPLOD, SURAT-395 007, PH :395007-9825033396.

203.** J.K.MOTORS (5158), LUHAR MOHALLA ,POSTT PALGAM, DISTRICT - SURAT , SURAT -394510, GUJARAT, PH :394510-9909920902.

204.* NILESH MOTORS (5347), AMBER SHOPPING CENTRE.OPP SADHNA CHAMBERS, VARACHHA ROAD , DISTRICT - SURAT , GUJARAT, PH :395004-9377762660.

205.** PATEL MOTORS (3060), 64 BAJRANG NAGAR, NEAR OCTROI CHECK POST, NANA VARCHA, SURAT-395 006, PH :395006-9909149498.

206.## SEIKON MOTORS (3161), PLOT NO.49,50,51 SAI ASHISH INDL ESTATE, NEAR BAMROLI BRIDGE, 120 FT. BAMROLI ROAD, SURAT (GUJARAT), PH :394210-9426149996.

SURENDERANAGAR

207.## ADIT MOTORS (1247), 504/B PHASE-III, G.I.D.C. WADHWAN CITY, SURENDRANAGAR-363 035, PH :363035-9879114222.

TALALA

208.* RUBY MOTORS (5942), TALALA ROAD , RAMRECHI(GIR), DIST - GIR, SOMNATH - 362150, PH :362150-9824061044.

UMBERGAON

209.## KARAN AUTOMOBILES (2571), OPP. DAMRU WADI, UMBERGAON SANJAN ROAD, UMBERGAON DIST. VALSAD, GUJARAT-396 170, PH :396170-9824336583.

UNJHA

210.## AMBIKA MOTORS (3932), SADGURU COMPLEX, AHMEDABAD PALAM PUR HIGHWAY ROAD, UNJHA, MEHSANA-364170, PH :384170-9824517382.

VADALI

211.# VRAJ MOTORS (4560), UMIYA PARK, HIGHWAY ROAD, VADALI TA, VADALI, SABARKANTA (GUJARAT), PH :383235-9427364109.

VADGAM

212.# CHAUDHARY & CHAUDHARY MOTORS (5651), OPP.RELIANCE PETROL PUMP, PALAMPUR ROAD - VADGAM, DISTRICT - BANASKANTHA, GUJARAT, PH :385410-9664590698.

VADODARA

213.** CAR CARE (2229), NEAR GANDHI OIL MILL, GORWA INDUSTRIAL ESTATE, BARODA-390 016, PH :390016-9825044610.

214.* CAR CLINIC (4640), PLOT NO. B-7 (PART), ANUR ESTATE, NEAR DABHOI ROAD, JAKATNAKA, VADODARA (GUJARAT), PH :390004-9925003558.

215.## DREAM MACHINES (2933), 19 MULJINAGAR COLONY, OPP. GHELANI PETROL PUMP, NIZAMPURA, VADODARA-390 002, PH :390005-7575809940 / 9913420202.

216.* GENERAL MOTOR REPAIRING WORKS (2529), NEAR LOK SATTI PRESS, NAGARWADA, VADODARA-390 001, PH :390001-9825026106.

217.** HONEST AUTO STRUCTURE WORKS (279), 9, VINODBAUG BEHIND HOTEL SANMAN, JETPUR ROAD, VADODARA, PIN : 390005, PH :390002-9824014046.

218.## MAYUR SERVICE STATION (2224), NEAR POLICE STATION, PRATAPNAGAR ROAD, BARODA-390 004, PH :390001-9879453031.

VALIA

219.## HARI OM AUTO CARE (5750), NEAR MAZDA HOTEL - VALIA, ANKALESHWAR ROAD-VALIA, DISTRICT-BHARUCH, GUJRAT, PH :393135-9427336094 / 7990454853.

VALSAD

220.* HONEST AUTO GARAGE (2220), SUGHAR FALIA, BEHIND MOTA GHANCHIWAD, VALSAD-396 001 (GUJARAT), PH :396001-9426110767.

VANTHLI

221.* INFINITY MOTORS (5963), RAVI RATAN VADLA FATAK , OPP.HP PETROL PUMP ,POST VADLA,TAL VANTHLI-362205, DISTRICT-JUNAGADH, GUJARAT, PH :362001-9898990120.

VIRAMGAM

222.## KRISHNA MOTOR GARAGE (4038), OUTSIDE BHARWADI GATE, NEAR BHARAT PETROL PUMP, VIRAMGAM, PH :382150-9426415274.

VYARA

223.# PARTH MOTORS (8928), D-1.CITY LIGHT TOWER KAKRAPAR, BYPASS ROAD-VYARA, DISTRICT-SURAT, GUJARAT, PH :394650-9898292020.

HARYANA

AMBALA

224.## BASSAN MOTORS (4964), 99 TH MALL, AMBALA CATT - 133001, HARYANA, PH :133001-9466000000.

225.** GURU NANAK MOTORS (2036), POLICE LINES CHOWK, AMBALA CITY, PH :134003-8708357725 / 9416155906.

226.## HIRA MOTORS (2740), 207 MILE STONE, VASANT VIHAR GT ROAD, N.H.-1, AMBALA CITY, PH :134002-9255285212.

227.** RAVI MOTORS (1957), 125 STAFF ROAD, HOTEL SAVOY, AMBALA CANTT-126 102, PH :133001-9315110209 / 9416640012.

BADHARA

228.* S.S MOTORS (5735), NEAR REST HOUSE, BADHARA-123308, DISTRICT-BHIWANI, HARYANA, PH :127308-9255141288 / 9812451052.

BAHADURGARH

229.## GL AUTOMOBILES (5263), MAIN ROHTAK ROAD, SANKHOL OPP CH. DEVI LAL PARK, DISTRICT - BAHADURGARH, HARYANA, PH :124507-9416303473.

BARARA

230.## LUXMI AUTOZONE (5334), VPO BARARA , DISTRICT - AMBALA, HARYANA, PH :133201-8222020406.

BARWALA (HARYANA)

231.** FAQIR CHAND QUALITY FUELS (5435), KILLA NO.20L.H.S. NH-65., CHANDIGARH ROAD - BARWALA, DISTRICT - HISAR, HARYANA, PH :125121-9991000764.

BHIWANI

232.## VEER MOTOR WORKSHOP (1850), 24 NEW MOTOR MARKET, BHIWANI, (HARYANA), PH :127021-9416057857.

BHUNA

233.* MITTAL AUTOMOBILES (5748), NEAR BUS STAND JAKHAL ROAD - BHUNA, PIN-125111, DISTRICT-FATEHABAD, HARYANA, PH :125111-9813207221.

FARIDABAD

234.## BALAJI SERVICE STATION (4956), SECTOR 23-24, MAIN ROAD, NEAR BALAJI DHARM KATA, FARIDABAD-121004, HARYANA, PH :121001-9818700422/0129-4100265.

235.** INSUH AUTO (377), 13/3 MAIN MATHURA ROAD, (ADJOINING FRICK INDIA), FARIDABAD-121 003, PH :121003-0129-2272587/0129-2272484/981013 5516.

236.## KHURANA AUTOMOBILES (2863), 3C/60 B.P. (OPPOSITE ESI HOSPITAL), N.I.T., FARIDABAD, PH :121001-9891984841/9810474117.

237.** PERFECT AUTOZONE (P), LTD. (5667), PLOT NO 9, ADJACENT TO UNION BANK OF INDIA, ANKHIR, OPP SEC 21-D, MAIN BADHKAL ROAD, DISTT FARIDABAD, HARYANA - 121001, PH :121001-9953417558/9871466789.

238.## SARASWATI AUTOMOBILES (4465), 44 B.P. NEELAM BATA ROAD, N.I.T, FARIDABAD, PH :121001-0129-4029665/0129-2429665/981144 6686.

FARRUKHNAGAR

239.** M R MOTORS (5946), GURGAON-JHAJJAR ROAD,OPP. ANAAZ MANDI, FARRUKHNAGAR-123506, DISTRICT-GURGAON, HARYANA, PH :122506-9810831200.

FATEHABAD (HARYANA)

240.## DHINGRA AUTOMOBILES (1856), G.T. ROAD, FATEHABAD, (HARYANA), PH :125050-9896012906.

241.## INDORA MARUTI SERVICE STATION (3064), OPPOSITE M M COLLEGE, SIRSA ROAD, FATEHABAD, 125050, PH :125050-9254080200.

GANAUR

242.## SITA AUTOMOBILES (4260), 347, WARD NO. 10, BST ROAD, GANAUR, DISTT- SONEPAT, PH :131101-9992022047.

GANGWA

** A-Category Mass : Free & paid Service, Major repairs & Accidental repairs

C-Category Mass : Free & paid Service & Minor repairs

* B-Category Mass : Free & paid Service & Major repairs

D-Category Mass : Free Service & Minor repairs

MARUTI AUTHORISED SERVICE STATION (MASS) (AS ON 31.03.2022)

243.**	PANCHMUKHI AUTOMOBILES (5968), HISSAR RAJGARH ROAD, , GANGWA-125001, DISTRICT-HISSAR, HARYANA, PH :125001-9728100029 / 9255562564.	254.##	SRI PARKASH AUTOMOBILES (5862), BAJGHERA ROAD,NEAR PARKASH PURI ASHRAM, NEW PALAM VIHAR,GURGAON-122001, DISTRICT-GURGAON, HARYANA, PH :122001-9899157729/9810070098. TOP GEAR AUTOMOTIVE ENGINEERS (4464), MAIN JHARSA ROAD, GURGAON, (HARYANA), PH :122001-0124-4039011/9810304011/9891439 407.	264.##	VASUNDHRA MOTORS (1467), REWARI ROAD, JHAJJAR-124 103, (HARYANA), PH :124103-9812012180.	275.##	SHREE SHYAM MOTORS (5843), NEAR I.O.C PETROL PUMP, MAHENDERGARH-123029, DISTRICT-MAHENDERGARH, (HARYANA), PH :123028-8199982018/9050994709.
GOHANA		HANSI		JIND		MANDI ADAMPUR	
244.##	KRISHNA MOTORS (4132), ROHTAK ROAD, GOHANA, , PH :131301-9017062999.	255.##		265.##	MOHIT MOTORS (1574), SAFIDON GATE, JIND-126 102, , PH :126102-9355129844 / 9215501565.	276.##	MITTAL AUTO AGENCIES (2966), 113-15 AUTO MARKET, MANDI ADAMPUR, (HARYANA), PH :125052-9729173300.
GURGAON		HISSAR		KAITHAL		MANESAR	
245.##	A & A ENTERPRISES (4639), 396, PHASE-IV, UDYOG VIHAR, GURGAON (HARYANA), PH :122015-8851819511.	256.**	VIKAS AUTOMOBILES (4744), SHANTI NIKETAN, OPP. JIND BYE PASS, G.T. ROAD, HANSI, DISTRICT-HISSAR (HARYANA), PH :125033-9466248037.	266.#	HIND AUTOMOBILES (1858), AMBALA ROAD, KAITHAL, , PH :136027-7015806781.	277.##	MAITRI SERVICE STATION (2378), N.H.8, DELHI-JAIPUR ROAD, MANESAR (GURGAON), PH :122001-9818001128.
246.##	GANGA MOTORS (363), SHIVPURI, GURGAON-122 001, , PH :122001-0124-2314940/0124-2322084/981043 06028.	HISSAR		KANINA		NARNAUL	
247.*	KUMAR AUTOMOBILES (4848), BEHRAAMPUR ROAD , NEAR NH-8, GURGAON -122001, HARYANA, PH :122002-9873431696/0124-2215696/9873448 804.	257.*	PALCO MOTOR GARAGE (4739), 96 AUTO MARKET, HISSAR-125001, HARYANA, PH :125001-97296011111.	267.##	SHREE KRISHNA MOTORS (5953), BHOOP SINGH MARKET,NEAR PETROL PUMP, MAHINDERGARH ROAD,KANINA-123027, DISTRICT-MAHINDERGARH, HARYANA, PH :123027-9467641678.	278.##	SHYAM AUTO TRADE (1571), SINGHANA ROAD, NARNAUL-123 001, (HARYANA), PH :123001-01282-251605/01282-251620/946643 2785/9812075785.
248.##	MANISH AUTOMOBILES (4777), GHATA ROAD, WAZIRABAD, NEAR SECTOR-56, GURGAON-122001, HARYANA, PH :122001-9873243858/9899561595/989947528 8.	258.*	SAI AUTOMOBILES (5267), TOSHAM ROAD, NEAR AAKASH INSTITUTE, SECTOR-13, HISSAR, HARYANA, PH :125001-7988238034 / 8168092229.	KARNAL		NILOKHERI	
249.**	QUTAB AUTOMOBILES (3668), KHEWAT/ KHATA NO 714/909, VILLAGE JHARSA, UNITECH CYBER PARK ROAD, SECTOR 39, GURGAON, HARYANA 122001, PH :122001-9811687333, 9582229333.	259.**	SALASAR AUTO (4735), OPP. VIDYUT NAGAR GATE NO. 2, DELHI ROAD, HISSAR-125001, HARYANA, PH :125001-9355486716.	268.**	RUBY MOTORS (4734), 28/3 HSIDC, NEAR NAMASTEY CHOWK INDUSTRIAL AREA, KARNAL-132001, HARYANA, PH :132001-9896345633 / 9034345633.	279.##	SURENDERA MOTORS (5049), NEW NEHSIL ROAD,NILOKHERI, DISTRICT KARNAL , NILOKHERI-132117, HARYANA, PH :132117-9812510190.
250.##	RAJASTHAN AUTO WORKS (4760), LT. ATUL KARATIA MARG, NEAR PETROL PUMP, AKASHI FILLING STATION, AMAN PURA, SECTOR-5 ROAD, GURGAON-122001 (HARYANA), PH :122001-8368972946/9910070220.	HODAL		KHARKHODA		PALWAL	
251.##	S G MOTORS (5756), PLOT NO.494,SECTOR 37, , PACE CITY II,VUDYOG VIHAR VI - GURGAON, DISTRICT-GURGAON, HARYANA, PH :122001-9711770092.	260.##	VED MOTORS (2247), HIGHWAY ROAD, NEAR RAILWAY STATION CHOWK, HODAL-121 106, (FARIDABAD), PH :121106-7988978936.	KUNDLI		280.**	D.K. & R.K. MOTORS (1159), NEAR BUS STAND, , NH-2 PALWAL, PALWAL, PH :121102-9416066647/9050460231.
252.**	M R MOTORS (6038), VIJAY VIHAR,MAIN SILOKHRA ROAD,SEC-30, GURGAON- 122002 , HARYANA , PH :122001-9992111244.	INDRI		270.##	SHIV SHAKTI AUTOMOBILES (4628), SECTOR 53, HSIIDC, JANTI ROAD, NEAR K.H.I COLD STORAGE, KUNDLI, SONEPAT, HARYANA - 131028, PH :131001-9811047480.	281.*	SHEELA MOTORS (5141), OPP MUNICIPAL COUNCIL OFFICE, OLD G T ROAD, DISTRICT - FARIDABAD, HARYANA, PH :121102-9416066251/01275-401501.
253.**	SOMESH AUTOMOBILES (455), PLOT NO 249/2/8, BLOCK A, ROAD NO A-56, DLF PHASE 1, GURGAON 122002, PH :122002-9717070830, 0124-2352162.	261.##	ASHOKA MOTOR (6041), OPP. PARTAP FILLING STATION,LADWA ROAD,, TEHSIL-INDRI,DISTRICT-KARNAL, HARYANA, PH :132041-8813000316.	KURUKSHETRA		PANCHKULA	
		ISMAILABAD		271.##	KARTAR MOTORS (1645), RED ROAD, KURUKSHETRA-132 118, , PH :136118-9896245900.	282.**	PANCHKULA AUTO SERVICES (1949), PLOT NO.300, PHASE-II INDUSTRIAL AREA, PANCHKULA-134 109, (HARYANA), PH :134109-9872441546 / 8558008290/7508041547.
		262.*	VINAYAK MOTORS (6052), OPP. MAHARAJA PALACE , AMBALA HISSAR ROAD , ISMAILABAD-136129 , HARYANA, PH :136129-9034820190 / 9416250081.	272.**	KARTAR MOTORS (5349), PLOT O 65-66, SECTOR -2, HUDA INDUSTRIAL, AREA KURUKSHETRA, PH :136118-9896245900.	PANIPAT	
		ISRANA		273.##	SAINI MOTORS (2131), G.T. ROAD, UMRI CHOWK, KURUKSHETRA, (HARYANA), PH :136118-9896183931.	283.**	PREM MOTORS (2266), PLOT NO.134, SECTOR 25 INDUSTRIAL AREA, PANIPAT, PH :132103-9896306380.
		263.##	SHIV DARSHAN AUTOMOBILES (6051), ISRANA PANIPAT ROAD, NR. NC COLLEGE.ISRANA-132103, DISTRICT-PANIPAT , HARYANA, PH :132107-9911366230.	LOHARU		PATAUDI	
		JHAJJAR		274.##	BHAWNA MOTORS (6028), BHIWANI ROAD, LOHARU-127201, DISTRICT-BHIWANI , HARYANA, PH :127201-8901276555.	284.**	SHUBHAM AUTOMOBILES (4641), REWARI ROAD, PATAUDI, DISTT. GURGAON, PH :122413-0124-2672942/9812665240.
				MAHENDERGARH		PEHOWA	

** A-Category Mass : Free & paid Service, Major repairs & Accidental repairs

C-Category Mass : Free & paid Service & Minor repairs

* B-Category Mass : Free & paid Service & Major repairs

D-Category Mass : Free Service & Minor repairs

MARUTI AUTHORISED SERVICE STATION (MASS) (AS ON 31.03.2022)

285.*	AMAR AUTOMOBILES (2270), OPP. DAV COLLEGE, AMBALA ROAD, PEHOWA DISTT. KURUKSHETRA, (HARYANA), PH :136128-9896002974.	SONIPAT	295.##	NEW HIGHWAY MOTORS (8923), MAIN DELHI ROAD, SONEPAT, HARYANA, PH :131001-9416672009.	303.##	TRISHLA AUTOMOBILES (5869), VILLAGE BPO & TEHSIL BANGANA, BANGANA-174307, DISTRICT-UNA, HIMACHAL PRADESH, PH :174307-9817645350.	313.##	EAGLE MOTOR SERVICE STN. (6426), SHAM NAGAR, DHARAMSALA-176215 (HIMACHAL PRD.), , PH :176215-8219915841.			
RADAUR		TAURU	296.##	R M MOTORS (5842), WADE NO-4BEHIND WINE SHOP MAIN REWARI SOHNA ROAD, TAURU-122105, DISTRICT-MEWAT, HARYANA, PH :122105-9812378663.	BANOI		314.##	HIM AUTO STATION (8932), VPO DARI, DHARAMSHALA, (H.P.), PH :176057-9418029655.			
286.##	SHRI SHIVAM AUTOMOBILES (5852), S.K. ROAD,OPP. ESSAR PETROL PUMP, RADAUR-135133, DISTRICT-YAMUNANAGAR, HARYANA, PH :135133-9034384003.	TOSHAM	297.##	MOHINI AUTOMOBILES (6026), OPP.NEW ANAJ MANDI , NEAR MINI BANK,TOSHAM-127040 , DISTRICT-BHIWANI, HARYANA, PH :127040-9215959995/9992251000 / 9416392018.	304.##	BABA SERVICE STATION (4634), VILL BANOI, TEH SHAHPUR P.O., BANOI, DIST KANGRA (HIMACHAL PRADESH), PH :176209-9418051290 / 9418105642.	315.##	SHIV SHAKTI CAR CARE (1277), NEAR RAINBOW SCHOOL, DARI ROAD, DHARAMSHALA-176 057, PH :176057-9318752074.			
RANIA		TOSHAM	297.##	MOHINI AUTOMOBILES (6026), OPP.NEW ANAJ MANDI , NEAR MINI BANK,TOSHAM-127040 , DISTRICT-BHIWANI, HARYANA, PH :127040-9215959995/9992251000 / 9416392018.	BARMANA	305.##	AVER AUTO (5955), VILLAGE LAGAT,TEHSIL SADAR, PO BARMANA-174013, HIMACHAL PRADESH, PH :174013-9418064130.	GHUMARWIN	316.##	BHASKAR AUTO SPARES & SERVICES (5147), VILLAGE KULARU, GHUMARWIN, DISTRICT - BILASPUR, HIMACHAL PRADESH, PH :174021-9816090504 / 9736074875.	
287.##	SINGLA MOTORS (3779), NEAR BUS STAND, RANIA-125 076, DISTT. SIRSA (HARYANA), PH :125076-9416011238.	UKLANA	298.*	SHREE GANESH MOTORS (5747), PLOT NO#29,UKLANA MANDI, DISTRICT-HISSAR, PIN-125113, HARYANA, PH :125713-8168399836.	BHAMBLA	306.*	DHIMAN MOTORS (3837), PLOT NO. 42., INDUSTRIAL AREA, BHAMBLA, JAHU, DISTT MANDI, PH :175004-9816227437.	GUMMA	317.##	CHAUHAN ENTERPRISES (5660), VILLAGE GUMMA,TEHSIL KOTKHAI, GUMMA, DISTRICT - SHIMLA, HIMACHAL PRADESH, PH :171202-9218690917 / 9816125191.	
REWARI		UKLANA	298.*	SHREE GANESH MOTORS (5747), PLOT NO#29,UKLANA MANDI, DISTRICT-HISSAR, PIN-125113, HARYANA, PH :125713-8168399836.	BHUNTAR	307.##	HANDA MOTORS (4262), HANDA COMPLEX, NEAR AIRPORT, BHUNTAR, KULLU (H.P), PH :175125-9816007003.	JAWALA JI	318.##	SRI PARBHAT MOTORS (5036), VPO & TEHSIL, JAWALI-(BHANEI), DISTRICT - KANGRA, (HIMACHAL PRADESH), PH :176023-9805511205.	
288.##	GAUTAM MOTORS (1837), NARNAUL ROAD, REWARI -123401 (HARYANA), , , PH :123401-9416064894, 01274-22895/01274-222395/01274-325095.	HIMACHAL PRADESH	ALAMPUR	299.##	SUBH AUTOMOBILES (5964), SH-39,ALAMPUR-176110, DISTRICT-KANGRA, HIMACHAL PRADESH, PH :176082-9816675551 / 7018857731.	BILASPUR (H.P)	308.##	BHASKAR AUTO SPARE & SERVICE (1730), 8-B ROURA SECTOR II, (NEAR DURGA MANDIR), BILASPUR-174 001 (H.P.), PH :174001-9816436001.	JAWALAMUKHI	319.##	LAKSHMI AUTO SPARES & SERVICE CENTRE (4630), NEAR GANJU BAGH, DEHRA ROAD, JWALAMUKHI, TEH. DEHRA, DIST. KANGRA (HIMACHAL PRADESH), PH :176031-9418091048.
289.##	PULYANI MOTORS (4663), BEHIND KAMLA PALACE, CIRCULAR ROAD, REWARI-123401, HARYANA, PH :123401-9416064738/01274-252238/01274-257938/9955963168.	AMB	300.##	SHUBHAM MOTORS (5933), NEAR PINDI ASHRAM,HAMIRPUR ROAD, AMB-177203, DISTRICT-UNA, HIMACHAL PRADESH, PH :177203-9418114176.	CHAMBA	309.*	AUTOZONE (5247), PATHANKOT RAOD ,PAREL , SULTANPUR - CHAMBA , DISTRICT - CHAMBA , HIMACHAL PRADESH, PH :176310-9418214848 / 9816416391/01899224747.	KARSOG	320.##	DEEPAK AUTOMOBILES (4057), MR. DEEPAK SHARMA, C/O SHARMA GENERAL STORE, KARSOG, MAIN BAZAR, DIST MANDI, HIMACHAL PRADESH, PH :175011-9817063007/9816260061 / 9816352552.	
290.*	SHIVAM SERVICES (1466), OPP. CENTRAL SCHOOL, GARHI BOLNI ROAD, REWARI-123 401, PH :123401-01274-254825/9416288341.	ANNI	301.##	SARAJ AUTO WORLD (6044), VERMA BUILDING.NR. NAGAN HARIPUR , TEHSIL ANNI-172026 , DISTRICT-KULLU , HIMACHAL PRADESH, PH :172026-9129065065/9817120002 / 9805030002.	DARLAGHAT	311.##	CHANDEL SERVICE STATION (5233), DARLAGHAT , DISTRICT-SOLAN, HIMACHAL PRADESH, PH :171102-9816039865 / 9882357000.	KAZA	321.##	SPITI MOTORS (6033), VILL. & PO,KAZA-172114, DISTRICT-LAHAUL & SPITI, HIMACHAL PRADESH, PH :172114-9418758974.	
SADHAURA		BADDI	302.**	LAJ MOTORS (5541), 436.MAUJA SURAJ.MAJRA LABANA, BADDI, DISTRICT - SOLAN, HIMACHAL PRADESH, PH :173205-9816039189 / 7018196699.	DEHRA	312.*	WALIA ENTERPRISES (4252), HANUMAN CHOWIK, NEAR DEHRA BRIDGE, DEHRA, DISTT. KANGRA, PH :177101-9418152855.	KEYLONG	322.##	YOLAX MOTORS (3830), KEYLONG, DISTT. LAHAUL & SPITI, , PH :175133-7651031580.	
SHAHABAD		BANGANA			DHARAMSHALA			KULLU			
292.**	MAHALAXMI MOTORS (354), LADWA ROAD, SHAHABAD MARKANDA-136 135, (HARYANA), PH :136135-9812036433.										
SIWANI											
293.##	GANESH AUTOMOBILES (5931), NEAR RELIANCE PETROL PUMP,HISAR ROAD,SIWANI, DISTRICT-BHIWANI, HARYANA - 127046, PH :127046-8607113000.										
SOHNA											
294.**	SHRI SHYAM MOTORS (8930), OPP.RAGHUNANDAN PETROL PUMP, NEAR GD GOENKA INTERNATIONAL SCHOOL, SOHNA-122103, HARYANA, PH :122103-9582350079.										

** A-Category Mass : Free & paid Service, Major repairs & Accidental repairs

C-Category Mass : Free & paid Service & Minor repairs

* B-Category Mass : Free & paid Service & Major repairs

D-Category Mass : Free Service & Minor repairs

MARUTI AUTHORISED SERVICE STATION (MASS) (AS ON 31.03.2022)

323.## PURI BROTHER'S (4242), I.O.C DEALER,
DHALPUR, KULU, H.P.
PH :175101-9418395358 / 9805410063.

324.## SURYA MOTORS & SERVICE CENTRE (2943),
NH-21, MANALI ROAD, BABELI, DISTT.
KULLU-175 138 (H.P.),
PH :175138-9418059956.

KUMARHATTI

325.* SOLAN AUTOMOBILES PVT. LTD. (6420),
DAGHOTA(SOLAN), P.O.KUMAR HATTI-173
229 (H.P.), ,
PH :173229-9816030330 / 8352900072.

KUMARSAIN

326.## RED LINE (5965), VILL. KEPU,PO KIRTI
SAINZ, TEHSIL,KUMARSAIN-172030,
DISTRICT-SHIMLA, HIMACHAL PRADESH,
PH :172030-9816027007.

MANDI

327.** BHAGWATI AUTOMOBILES (269), PLOT NO.
13 INDUSTRIAL AREA PHASE 3 SAULI KHAD
MANDI (H.P.),
PH :175001-9418461897.

MARANDA

328.## MODERN SERVICE CENTRE (1175), PUSH
COMPLEX, MARANDA-176 102, (H.P.),
PH :176102-7018243011.

MEHATPUR

329.## BUDHA AUTO HOUSE (6422), MAIN BAZAR,
UNA, MEHATPUR-174315 (H.P.),
PH :174315-9815971708.

MUBARAKPUR

330.## SHIV SHAKTI AUTOMOBILES (1732),
HOSHIARPUR ROAD, MUBARKPUR, DISTT.
UNA, (H.P.),
PH :177202-9418328361.

NADAUN

331.** CAR CARE ENGINEERS (4423), HOSHIARPUR
ROAD, MANPUL, NADAUN DISTT, HAMIRPUR,
HP,
PH :177033-9857799080 / 9817341181.

NAHAN

332.## AGGARWAL MOTORS (3334), GUNNU GHAT,
NEAR TELECOM COLONY, NAHAN-173 001,
PH :173001-9418023558.

NALAGARH

333.## KRISHNA MOTOR (5275), PEERTHAN.PO
NALAGARH, DISTRICT - SOLAN, HIMACHAL
PRADESH,
PH :174101-9418094064 / 9816496086.

PALAMPUR

334.** SANGRAI AUTO SERVICE (6430), OPP. SITLA
MATA MANDIR, PALAMPUR-176 061, DISTT.
KANGRA (H.P.),
PH :176061-9418085915.

335.## SANTOSHI AUTOMOBILES (4776), VILLAGE &
P.O. BHAWARNA, TEHSIL, PALAMPUR,
DISTRICT- KANGRA (HIMACHAL PRADESH),
PH :176083-9418184367.

PAONTA SAHIB

336.## SUMEET MOTORS (1441), SHAMSERPUR,
PAONTA SAHIB-173 025, (H.P.),
PH :173025-9418018329.

PAPROLA

337.## ABROL AUTOMOBILES (3470), VPO
PAPROLA, TEHSIL BAJNATH, DISTT
KANGRA, HIMACHAL PRADESH -176115,
PH :176115-9418066917.

PARWANOO

338.## DIVYA SALES (6428), DIVYA BHAWAN VILL.
KAMLI, SECTOR-1, PARWANOO,
PH :173220-9816032002 / 9816592119.

PATLI KUHAL

339.* JAMDAGNI MOTORS (760), VILLAGE PATLI
KAUHAL, P.O.KATRAIN, DISTT.KULLU (H.P.),
PH :175129-9816040247 / 9736340247.

RAJGARH (H.P)

340.## RAJGARD AUTOMOBILES (5458), PO
RAJGARH.TEH RAJGARH, DISTRICT -
SIRMOUR, HIMACHAL PRADESH,
PH :173101-9418021344.

RAMPUR BUSHAHR

341.** HIGHWAY SERVICE STATION (2649), CHUHA
BAG, RAMPUR BUSHAHR, (H.P.) - 172001,
PH :172001-9805831627 / 9816341746.

342.## KRISHNA AUTOMOBILE (4438), VILL CHUHA
BAG, RAMPUR BUSHAHR-172001, ,
PH :172001-9418036091 / 8894251999.

RECONG PEO

343.## KRISH AUTO (4134), RECONG PEO, TEHSIL
KALPA, DISTT KINNAUR, HIMACHAL
PRADESH - 172707,
PH :172707-9816579999 / 7018577899.

ROHRU

344.## KAMTA SERVICE STATION (2338), ROHRU,
DISTT. SHIMLA, (H.P.),
PH :171207-9418040106.

SALASHI

345.## THAKUR AUTOMOBILES (3838), JALANDHAR
MANALI NATIONAL HIGHWAY (NH70), NEAR
DAV SCHOOL, VILLAGE SALASHI, DISTT
HAMIRPUR,
PH :177001-9418490904.

SARKAGHAT

346.## SHAKUNTLA MOTORS (5755), MANDI
ROAD-SARKAGHAT, DISTRICT-MANDI,
PIN-175024, HIMACHAL PRADESH,
PH :175024-9817818822.

SHIMLA

347.** GURRAJ AUTO SERVICE (757), NEAR CPRI
ROAD, BEMLOI, SHIMLA-171 001,
PH :171001-9816233030.

348.** MOTO WORLD (6433), NAVBAHAR,
SHIMLA-171 002, ,
PH :171002-9459050769 / 9459127858.

SOLAN

349.## SOLAN SERVICE CENTRE (764), BYE PASS,
NEAR PWD OFFICE, SOLAN-173 212,
PH :173212-9816222640.

SUBATHU

350.## SHYAM AUTOMOBILES (4558), NEAR SHANTI
FILLING STATION, V.P.O RADYANA,
SUBATHU, DIST SOLAN (HIMACHAL
PRADESH),
PH :173206-9418061757.

SUNDERNAGAR

351.** V.M. SERVICE STATION (3777), CHAMUKHA,
P O HARABAGH, NH-21, SUNDER NAGAR-174
402 (H.P.),
PH :175019-9418064130 / 8219900181.

THEOG

352.## JOSHI MOTORS (2778), SHALLI BAZAR,
THEOG, DIST. SHIMLA, (H.P.),
PH :171201-9459100051 / 9459177200.

UNA (H.P)

353.## RUDRA MOTORS (3925), NEAR OLD
HOSPITAL CHOWK, NH-22, UNA - 174303
(H.P.),
PH :174303-8628803717 / 9816590299.

354.## TRINITY AUTO FAST ENGINEERS (1755),
JALGRAN TABBA, NANGAL ROAD, UNA,
HIMACHAL PRADESH - 174303,
PH :174303-9816628020.

JAMMU AND KASHMIR

AWANTIPORA

355.## KESAR AUTOMOBILES (5938), KHAR
MORH.NATIONAL HIGHWAY 1A,
AWANTIPORA-192122, DISTRICT-PULWAMA,
JAMMU & KASHMIR,
PH :192122-7780873161 / 9419507495.

BARAMULA

356.* MARUTI MASTERS (4369), KANISPORA,
BARAMULA, KASHMIR,
PH :193101-9906864748 / 9419084777.

CHADOORA

357.* VEHICLE MASTERS (4661), MAIN ROAD,
CHADOORA-190001, DIST. BUDGAM, JAMMU
& KASHMIR,
PH :190001-9419441217 / 7006128344,
01951257270.

JAMMU

358.* CARE POINT AUTOMOBILES (4652), OPP.
BSF CAMPUS ROAD, AKHNOOR ROAD,
JAMMU-180002,
PH :180002-9419283151.

359.** CHECK N CARE AUTOMOBILE CENTRE
(1773), OPP. GURUDWARA SRI SINGH
SABHA, NARWAL BYE PASS ROAD, JAMMU,
PH :180001-9419190796.

360.** KWIK FIT (2343), AMBPBALLA, B.C. ROAD,
JAMMU-180 001,
PH :180001-9419104400.

361.** MOBEL GARAGES (441), NARWAL CHOWK,
TRANSPORT NAGAR, JAMMU-180 006,
PH :180006-9796800000.

362.## NATIONAL MOTORS (5074), OPP APNA
VIHAR.B.P. PETROL PUMP ,
NH-1A,KUNJWANI JAMMU, DISTRICT -
JAMMU, JAMMU & KASHMIR,
PH :180010-9419322222.

KARGIL

363.* ZOZILA ENGG. WORKS (374), KARGIL,
LADAKH-194 105,
PH :194015-9419176212 /
9797455995/01985232360.

KATHUA

364.* KATHUA MOTORS (3323), HATLI MORE,
KATHUA-184 102, (J&K),
PH :184102-9419150694 / 7006194522.

KATRA

365.## VIDYA AUTOMOBILES (1165), JAMMUR
ROAD, KATRA JAMMU ROAD, KATRA, (J&K),
PH :182320-9596676576.

KISHTWAR

** A-Category Mass : Free & paid Service, Major repairs & Accidental repairs

C-Category Mass : Free & paid Service & Minor repairs

* B-Category Mass : Free & paid Service & Major repairs

D-Category Mass : Free Service & Minor repairs

MARUTI AUTHORISED SERVICE STATION (MASS) (AS ON 31.03.2022)

366.## MINTOO MOTORS (4133), NEAR H.H.P.C SCHOOL, KISHTWAR, DISTT DODA (J & K), PH :182204-9622055250.

MATTAN

367.## DANISH AUTOMOBILES (5478), PAHAL GAM ROAD, STATE HIGHWAY - MATTAN, DISTRICT - ANANTNAG, JAMMU & KASHMIR, PH :184203-9419041724.

PHINTER

368.## BADYAL AUTOMOBILES (4149), C/O BADYAL AUTOMOBILE, PHINTER, TEH BILLAWAR, DISTT KATHUA PHINTER (J & K), PH :184203-9419691916.

PULWAMA

369.** KASHMIR AUTOMOBILES (5352), NEAR FRUIT MANDI, PRICHOO PULWAMA, KASHMIR, PH :192301-9622742291 / 1933240215.

RAJOURI

370.## MILLENNIUM MOTORADES (2937), ALPHA GATE, T.C.P., RAJOURI-185 132, (J&K), PH :185132-7006122022.

REASI

371.## U LIKE CAR CLINIC (4771), GITA NAGAR, REASI, JYOTIPURAM ROAD, REASI, DISTRICT-UDHAMPUR (JAMMU & KASHMIR), PH :182311-7006083550 / 9796817800.

SAMBHA

372.## DHANSAR CAR CLINIC (5146), NATIONAL HIGHWAY , SUPWAL SAMBHA , DISTRICT - JAMMU, J&K, PH :184120-9419393949 / 7889476952.

SOPORE

373.## HASSAN MOTORS (2434), BPC DEALER, SOPORE, KASHMIR, PH :193201-9906506786.

SRINAGAR

374.* A.B. MOTORS (5072), BEHIND NEW SECRETARIAT ROAD, SRINAGAR, DISTRICT - SRINAGAR, JAMMU & KASHMIR, PH :190009-9419007966.

375.** ADAM'S AUTOAIDES (5766), SIDCO INDUSTRIAL EXTATE,SHALTENG, SRINAGAR, DISTRICT-SRINAGAR, JAMMU & KASHMIR, PH :191202-9906580089 / 9906580093.

376.* HASEEN MOTORS (5249), BY-PASS BRIDGE BAGH MEHTAB, SRINAGAR , JAMMU & KASHMIR , PH :190019-9419006847.

377.## NEW NATIONAL AUTOMOBILES (5073), RAM BAGH,AIRPORT ROAD,SRINAGAR, DISTRICT - SRINAGAR, JAMMU & KASHMIR, PH :190009-9419013778.

378.* SRINAGAR AUTOMOBILES (4925), M.A. LINK ROAD, NEAR TRANSPORT YARD BRIDGE, CHINARBAGH, SRINAGAR-190001 (JAMMU & KASHMIR), PH :190001-9419001793.

SURNKOTE

379.## A.S. AUTOMOBILES (5976), IQBAL NAGAR,SURANKOTE, DISTRICT-POONCH, JAMMU & KASHMIR , PH :185121-9469014765 / 7889941355.

VIJAYPUR

380.## BANSI LAL MARUTI SERVICE STATION (4748), SWANKHA MORH, NATIONAL HIGHWAY, VIJAYPUR-180001, DISTRICT-SAMBA (JAMMU & KASHMIR), PH :180001-9419106798 / 9419133434.

JHARKHAND

BOKARO

381.## UUEA AUTOMOBILES (4845), S-21 CITY CENTRE, BOKARO STEEL CITY, BOKARO-827004, JHARKHAND, PH :827004-9431127441 / 8789306757.

DEOGHAR

382.* GARGEY AUTOMOBILE (2276), OPP. D.C. RESIDENCE, CIRCULAR ROAD, BARMASIA, DEOGHAR-814 112 (BIHAR), PH :814112-9940580983 / 9709700526.

DHANBAD

383.## MAZUMDAR CAR SCAN (5135), BHUFORCE .K G ASHRAM ROAD , SARAIDELA - 828301, DISTRICT - DHANBAD, JHARKHAND, PH :828301-9835361472 / 8271749138.

384.## PRIYA AUTO (4868), OPPOSITE MINNING SCHOOL, SINDRI ROAD, BHAGA, DHANBAD-828301, JHARKHAND, PH :828301-9431124817 / 9835146931.

HAZARIBAGH

385.## ALOK MOTORS (379), NEAR INDRAPURI CHAWK, HAZARIBAG-825 301, (BIHAR), PH :825301-9431140740.

386.## SRI RAM MARUTI SERVICE STATION (3663), DEVI DAYAL LANE, HAZARIBAG-825 301, (JHARKHAND), PH :825301-9431384877.

JAMSHEDPUR

387.** CAR CURE (1261), C/O MODERN AUTO STORES, KALIMATI ROAD, SAKCHI, JAMSHEDPUR-1, PH :831001-9234608016 / 9135010351/9771179872.

388.## MAHESHWARI BROS. (5124), NATIONAL HIGHWAY 33, BALIGUMA MANGO, P.O. -M.G.M. MEDICAL COLLEGE, JAMSHEDPUR-831 018, PH :831018-9031144444.

KHUNTI

389.## MOD MOBILES (5579), MAIN ROAD,RANCHI ROAD - KHUNTI, DISTRICT - KHUNTI, PIN - 835210, JHARKHAND, PH :835210-9304468855 / 9006055883.

MAITHON

390.# MAITHON SERVICING CENTRE (5838), MAITHON ROAD,NEAR VMC COLONY, SANJAY CHOWK ,PO CHIRKUNDA-MAITHON, DISTRICT-DHANBAD, (JHARKHAND), PH :828203-7209423707.

PAKUR

391.## SPEED WHEEL SERVICE CENTRE (4976), MAIN ROAD, PAKUR - 816107, , PH :816107-9434101917 / 9771815314.

RAMGARH

392.## RAHIL MOTORS (5054), C/O NIYAMAT MISTRI, DUSHAD MOHLA, DISTRICT RAMGARH CANTT., PH :829122-9771577422.

393.## SAINI MOTORS (5126), NEAR VISWAKARMA MANDIR, MAIN ROAD, RAMGARH CANTT 829 122, DISTT. HAZARIBAG, PH :829122-9835141302.

RANCHI

394.## BHARAT MOTORS (5970), SHIV JEE CHOWK,HARMU ROAD,RANCHI-834001, DISTRICT-RANCHI, JHARKHAND - 834001, PH :834001-9608502258.

395.** MARUTI AUTOMOBILES (5127), HOTEL AKASHWANI MANSION, RATU ROAD, RANCHI-834 001, PH :834001-9835156186.

396.## MARUTI CLINIC (2548), LAL KOTHI, OLD HAZARIBAGH ROAD, KANTA TOLI, RANCHI-1 (BIHAR), PH :834009-9431109214 / 7004435556.

397.## MOTOR KRAFT (4769), H.B. ROAD, DIPPA TOLI, RANCHI-834009, JHARKHAND, PH :834009-9431152162 / 9334152162.

SIDRAUL

398.## KRITIVASA AUTOMOBILES (8944), RANCHI TATA HIGHWAY, SIDRAUL, P.S NAMKOM, PH :834010-9661144866 / 8789600234.

KARNATAKA

ATHANI

399.## CHOUGULE MOTORS (3874), MIRAJ ROAD, ATHANI, , , PH :587314-9448436776.

BAGALKOT

400.## NARA AUTOMOBILES (4357), TP NO. 158 A/2, WARD NO. 10, SHABADI COMPOUND EXTN, BAGALKOT-587101, PH :587101-9880875595.

BAILHONGAL

401.# MAHANATH MOTORS (5763), RTO ROAD BAILHONGAL ,TALUK-591102, DISTRICT-BELGAUM, KARNATAKA, PH :591102-9535653166.

BALEHONNUR

402.## SRI ANNAPOORNA MOTORS (5253), MALLE GOWDA COMPLEX,JAYAPURA, ROAD BALEHONNUR ROAD, DISTRICT - CHIKAMAGALLUR, KARNATAKA, PH :577204-9448000131 / 8553270037.

BANGALORE

403.## ADARSHA AUTOMOBILES (4553), # 974 VARATHUR MAIN ROAD, NEAR PURVANKARA APARTMENTS, AFTER MARATHAHALLI, RAILWAY BRIDGE, BANGALORE-560037, PH :560037-9880195465.

404.** ANEKAR MOTORS (227), 230 MAGADI ROAD, BANGALORE-560 023, (KARNATAKA), , PH :560 023-9845889911.

405.* ASHWA CARS (2827), #14, 1ST MAIN, 6TH CROSS, SANJEEVNI NAGAR, MOODAPALYA, BANGALORE 560072, PH :560072-9341228231.

406.## BENAKA MOTORS (3237), NO.158/2 VIBHUTIPURA, VIGNAN NAGAR BEHIND B.E.M.L., NEAR RENUKA SWIMMING POOL, BANGALORE-560 017, PH :560 017-9845212416.

407.## CHANDANA MOTORS (4872), NO. 9 UNIVERSITY ROAD, GNANABHARTHI (POST), MARIYAAPPANA PALYA, BANGALORE-560056 (KARNATAKA), PH :560056-9880659864.

408.* GIRIMAJI ENTERPRISES (258), NO.2 27TH CROSS, K R ROAD, B S K II STAGE, BANGALORE-560 070, PH :560 070-9844004403.

** A-Category Mass : Free & paid Service, Major repairs & Accidental repairs
C-Category Mass : Free & paid Service & Minor repairs

* B-Category Mass : Free & paid Service & Major repairs
D-Category Mass : Free Service & Minor repairs

MARUTI AUTHORISED SERVICE STATION (MASS) (AS ON 31.03.2022)

409.**	GREEN CARS PVT. LTD. (2154), NO.12/6 80 FEET ROAD, 6TH BLOCK KORAMANGALA, BANGALORE-560 095, PH :560 095-9845020796.	421.*	SPEED MOTORS (1750), 17/1 SUBRAMANYAPURA MAIN ROAD, KADIRENAHALLI, PADMANABHA NAGAR, BANGALORE-560 070, PH :560 070-9845153102.	432.#	OM MOTORS (4445), 1751, ANKALI ROAD, NEAR B K COLLEGE, CHIKODI-591201, KARNATAKA, PH :591201-8861555999.	442.##	SUPREME AUTO SERVICE (2569), NEAR RTO OFFICE, HARIHAR ROAD, HOSPET-583 203, (KARNATAKA), PH :583 203-9845307361.
410.*	KESHKAMAL MOTORS (2075), NO.943 21ST MAIN. BANASHANKARI 2ND STAGE, (NEAR KIMS MEDICAL COLLEGE), BANGALORE-560 070, PH :560 070-9448071067.	422.##	TEAM TECH AUTOMOBILES (5662), 78/1,SULEKUNDE. NEAR MUTHANALLUR CROSS,, SARJAPURA MAIN ROAD, BANGALORE -562125, PH :562125-9538516111.	CHINTAMANI		HUBLI	
411.**	LE MANS MOTORS (3460), NEAR AYYAPPA TEMPLE, S.M. ROAD, T. DASARAHALLY, BANGALORE-560 057, PH :560 057-9845145001.	423.**	TRINITY CAR CARE PVT. LTD (5851), SURVEY NO 52/1,SRI GANDHADAKAVAL VILLAGE, NAGARBHAVI,BANGALORE-560091, DISTRICT-BANGALORE , KARNATAKA, PH :560091-9880793980 / 080 23587797.	433.#	TIPPU AUTO GARAGE (5770), MG ROAD,NEAR BAGEPALLI CROSS, CHINTAMANI-563125, DISTRICT-KALOR, KARNATAKA, PH :563125-9036698340.	443.##	SHRI BASAVA MOTORS (4968), OPP SANA COLLEGE,APMC PB ROAD, BHIRIDEVARKOPPA,HUBLI-580025, , PH :580025-9980025644.
412.*	MAYUR ENTERPRISES (249), NEXT TO PIA BHAVAN KIADB MAIN ROAD, PEENYA 1ST STAGE, BANGALORE-58, PH :560058-9845122156.	424.**	TRINITY MOTORS (4638), NO. 36, 4TH STAGE, W.C. ROAD, BASAVESHWARANAGAR, BANGALORE-560079, PH :560079-9845539474.	CHITRADURGA		KADUR	
413.*	NEXUS (1153), 2ND MAIN KHB COLONY, GANDHI NAGAR, YELAHANKA, BANGALORE-560 064, PH :560 064-9844013436.	425.**	U.M. CARS PVT. LTD. (2847), KARNATAKA GOLF ASSOCIATION ROAD, KODIHALLI, OFF. AIR PORT ROAD, BANGALORE-560 008, PH :560 008-9845165365.	434.##	PRINCIPAL (255), J.M.I.T, N.H.4, P.B. NO.73, CHITRADURGA-577 502, PH :577 502-9731330300.	444.#	SRI SAI MARUTHI SERVICE STATION (5725), ULUKINAKALLU, NH 206, KADUR, , PH :583201-9916947196.
414.**	NEXUS (2768), #275/301, 80 FEET ROAD, OPP. M.S. RAMAIAH HOSPITAL (BEL ROAD), RMV 2ND STAGE, BANGALORE-560 094, PH :560 094-9844013436.	426.*	VISWAS CAR SERVICES PVT. LTD. (3238), NO 2 , (OUT NO OF SY.NO 100/2) OFF SERVICE ROAD , KALYAN NAGAR ROAD, CHELEKERE , BANASWADI POST BANGALORE -560043, PH :560043-9591313379.	DAVANGERE		KARKALA	
415.**	PACE AUTOMOBILES (1057), 6TH MAIN HMT LAYOUT, R.T. NAGAR, BANGALORE-560 032, PH :560 032-9845004710.	BELGAUM		435.##	HEGDE AUTO CENTRE (172), NO 2007/37, NEAR BIET, SHAMANUR ROAD, DAVANGERE, KARNATAKA-577004, PH :577004-8494853646.	445.##	KARKALA MOTORS (3549), TELLAR ROAD, KARKALA-574 104, (KARNATAKA), PH :574 104-9845356244.
416.##	PUSHPAK MOTORS (4642), 105/1 2ND MAIN NANJAPPA LAYOUT, VIDYARANYAPURA MAIN ROAD, (OPP KRUTHIKA HOSPITAL), BANGALORE-560097, PH :560097-9845087842.	BIJAPUR		436.##	SREE MALLIKARJUNA MOTOR (229), NO 68, RMC ROAD, NEAR KSRTC BUS STAND, DAVANGERE, KARNATAKA - 577003, PH :577 003-9880701015.	KOLAR	
417.##	RAJ (2829), NO.10 MAGADI MAIN ROAD, OPP. UNANI MEDICINE INSTITUTE, KOTIGEPALYA, BANGALORE-560 091, PH :560 091-9663555677.	427.*	BHARAT AUTO SCAN (350), 892/1 PB ROAD, BELGAUM-590 016 , PH :590 016-9448120495.	DEVANAHALLI		446.##	
418.**	SMART CARS (3571), 3RD CROSS NEAR J.B. TILES, KAGGADASA PURA MAIN ROAD, C.V. RAMAN NAGAR, BANGALORE-560 093, PH :560 093-9663324361.	428.##	BAGALI MOTORS (5159), SHIKARKHANA ROAD, BIJAPUR - 586104, DISTRICT - BIJAPUR, KARNATAKA, PH :586104-9448100444.	437.#	SAHARA AUTOMOBILES (4731), OPP. A. RTO OFFICE, NH-7, B.B. ROAD, DEVANAHALLI-562110, KARNATAKA, PH :562110-9448662364.	KOLLEGAL	
419.##	SOLOTECH MOTORS (2760), SURVEY NO.82/2,D'SOUZA NAGAR, HOSAKEREHALLI-BANGALURU, DISTRICT-BANGALURU 560085, KARNATAKA, PH :560085-9845072603/7259589375 / 080-26421424.	CHIKBALLAPUR		DHARWAD		447.#	
420.##	SOLOTECH SERVICE CENTRE (5245), 50 FEET MAIN ROAD .AVALAHALLI, MUNESHWARA BLOCK , DISTRICT - BANGALORE, KARNATAKA, PH :560010-9845772634.	429.##	SUKOVE ENTERPRISES (3426), B.B. ROAD N.H.7, CHIKBALLAPUR-562 101, (KARNATAKA), PH :562 101-9880607034.	438.**	MYSORE GARAGE (2468), BELGAUM ROAD, DHARWAD-580 001, (KARNATAKA), PH :580 001-9844133273.	KOPPA	
		CHIKMAGALUR		DODDABALLAPUR		448.##	
		430.##	AAMANTHRANA MOTORS (4346), K.M. ROAD, CHIKMAGALUR, , PH :577101-9945462658.	439.#	PRESTIGE MOTORS (4875), NEAR RAILWAY STATION KHASBHAG, DODDABALLAPUR, , PH :560026-9900274594.	KUMTA	
		431.##	FORMULA MOTORS (338), K.M. ROAD, CHIKMAGALUR-577 101, , PH :577 101-9448743284.	GADAG		449.#	
		CHIKODI		440.##	MODERN MOTORS (8939), HUBLI ROAD, GADAG-582 103, (KARNATAKA), PH :582 103-9448746579.	KUNDAPUR	
				GULBARGA		450.*	
				441.##	DELUX AUTO SERVICE (5840), SURVEY NO 77/8,VILLAGE KUSNOOR,NEAR -, UNIVERSITY SEDAM ROAD,GULBARGA-585104, DISTRICT-GULBARGA, (KARNATAKA), PH :585104-9242991292.	MANIPAL	
				HOSPET		451.#	
						452.##	
						OM MOTORS (5857), OPP TALUKA OFFICE, LOKAPUR ROAD,MUDHOL-587313, DISTRICT-BAGALKOT, KARNATAKA, PH :587313-9663830660.	

** A-Category Mass : Free & paid Service, Major repairs & Accidental repairs

C-Category Mass : Free & paid Service & Minor repairs

* B-Category Mass : Free & paid Service & Major repairs

D-Category Mass : Free Service & Minor repairs

MARUTI AUTHORISED SERVICE STATION (MASS) (AS ON 31.03.2022)

MUDIGERE 453.## BADRIYA CAR SERVICE POINT (5364), K.M. ROAD,MUDIGERE , DISTRICT-CHIKAMANGALORE , PIN - 577132 , (KARNATAKA), PH :577132-9448007094.	463.* SHIMOGA AUTO ENGG WORKS (246), GARDEN AREA, SHIMOGA-577 201, KARNATAKA, PH :577 201-7899114872.	472.## AUTO CLUB (2132), NEAR H.P. PUMP, VADAKKADATHUKAVU P.O, ADOOR, PATHNAMTHITTA DISTT, PH :691523-9447440184 / 0473-4293883.	482.## STAR MARUTI GARAGE (5367), NH47 BYE PASS, NEAR CRESCENT PUBLIC SCHOOL, CHALAKKUDY, DISTRICT - THRISSUR, PH :680307-9946009375 / 0480-2703047.
MYSORE 454.** CAR CLINIC (346), 1959/A, BOGADI RING ROAD, NEAR GLN CONVENTION HALL, BOGADI, MYSORE, PH :585106-9342184831.	SIDDAPUR 464.## MARUTI AUTO WORKS (5335), SORAB ROAD.SIDDAPUR (U.K)-581355, DISTRICT - UTTAR KANAND, PIN- 581355, KARNATAKA, PH :581355-9448525801.	ALAPPUZA 473.## ESSAR MOTORS (4959), KALKARODE, NEAR CHINMAYA SCHOOL, NH-47, ALAPPUZA-688003, KERALA, PH :688003-9249938474 / 0477-2267202.	483.* VIJAY AUTO SERVICE (1626), POTTA, CHALAKUDY-680 307, , PH :680307-9995074628 / 0480-2701521.
NELAMANGALA 455.## GOUTHAM MOTORS (4332), PATEL CHANNAPPA EXTN, NELAMANGALA-562123, KARNATAKA, PH :562123-9880251546.	SIRSI 465.* ARUNDHATI MOTORS (1258), HUBLI ROAD, SIRSI-581 402, (UTTAR KARNATAKA), PH :581 402-9845098822.	ALUVA 474.## AUTO TEAM (2630), A/189 A, PARUR JUNCTION, ALUVA, (KERALA), PH :683108-9947333760 / 0484-2605550.	CHANGANACHERRY 484.* PALATHRA MOTORS & SERVICE CENTRE (1072), VADAKKEKARA, VEROOR P.O., CHANGANACHERRY-686 104, PH :686104-9447195154 / 0481-2423071.
RABAKAVI BANAHATTI 456.# SANGAMA MOTORS (5726), BESIDE CMC.RAMPUR MAIN ROAD, RABAKAVI-587314, DISTRICT-BAGALKOT, KARNATAKA, PH :587314-9480035617.	SRINGERI 466.# SHUBHASHREE MOTORS (5434), AGUMBLE ROAD ,SRINGERI , DISTRICT - CHIKAMAGALU, SRINGERI - 577139, KARNATAKA, PH :577139-9448170400.	AMBALLUR 475.## LAKSHMI DEVI AUTO GARAGE (4137), AMBALLUR, P.O. PUDUKAD, TRICHUR, KERALA, PH :680301-9847903949 / 0480-2753728.	485.## SAAFAA AUTOMOBILES (1148), PALATHARA CHIRA, BY PASS ROAD, CHANGANACHERRY, KOTTAYAM-686104, , PH :686104-9447042517 / 0481-2409997.
RAICHUR 457.## HEERA MOTORS (3730), OPP. MOTI MASJID, SHIVJI OIL MILL COMPOUND, TIPU SULTAN ROAD, RAICHUR-584 101 (KARNATAKA), PH :584 101-9845156322.	TIRTHALLI 467.## SUMUKA AUTOMOBILES (5133), AP ROAD.CEEBENE KERI, DISTRICT-SIMGA, SHIMGA-577414, KARNATAKA, PH :577414-9686944949.	ANCHAL 476.## NAMI-TAJ (2534), NEAR ST. GEORGE CENTRAL SCHOOL, R.O. JUNCTION, ANCHAL, KERALA -691 306., PH :691306-9447453745 / 0475-2276881.	CHERTHALA 487.* POZHICKAL CAR WORLD (3037), NEAR BOYS HIGH SCHOOL, CHERTHALA, ALAPPUZA DIST., KERALA-688 524, PH :688524-9947474752 / 0478-2820251.
RAMNAGARAM 458.# MENEZES MOTORS (4969), NO:315/298A.NEAR KANAKAPURACIRCLE., B.M. ROAD.ARCHAKARAHALL.BAGALORE., DISTRICT-BANGALORE RURAL , KARNATAKA, PH :584101-9986301054.	TUMKUR 468.## APOORVA CAR CARE CENTRE (5327), B.N.P. COMPOUND. BEHIND KRISHNA THEATRE, M.G. ROAD - TUMKUR, DISTRICT - TUMKUR, KARNATAKA, PH :571440-9901515516.	ANJUMOORTHY 477.## SAFA AUTO CARE (3847), N H ROAD, MANGALAM PALAM, ANJUMOORTHY POST, VADAKKENCHERY, PALAKKAD DISTT, KERALA, PH :678682-9447303347 / 0492-258146.	ETTUMANOOR 488.## ROHIT MOTORS (4636), THELLAKOM P.O., M.C. ROAD, ETTUMANOOR, KERALA, PH :686630-9447079010 / 0481-2790109.
RANEBENNUR 459.# KIZEN MOTORS (4568), P.B. ROAD, OPP. A.P.M.C MARKET, RANEBENNUR-581115, PH :581115-9900922022.	UDUPI 469.* ST. JUDE AUTOMOBILE ENGG. WORKS (4521), B.D.MARG, AMBALAPADI, UDIPI-576 103, PH :576 103-9844991241.	ATTINGAL 478.## OM SHAKTI AUTOMOBILES (4466), KIZHUVILAM P.O., MAMOM, ATTINGAL, KERALA-695104, PH :695104-9744658681.	KALANJOOR 489.## AGT MOTORS (5937), KIP JUNCTION, KALANJOOR-689694, DISTRICT-PATHANAMTHITTA, KERALA, PH :689698-9744409444 / 04734-270003.
SAGAR (KARNATAKA) 460.## ADITYA AUTOMOBILES (2077), JOG ROAD, SAGAR-577 401, (KARNATAKA), PH :577 401-9448024395.	UPPINANGADI 470.## RATNA ENTERPRISES (5447), BUILDING NO 5/514 KUKKAJE, SUBRAMNYA ROAD, UPPINANGADI. , PH :587313-9972995341.	AYOOR 479.* MAKKATTU AUTO CLINIC (5051), AYOOR- ANCHAL ROAD.PANACHAILA, AYOOR - 691306, DISTRICT - KOLLAM, KERALA, PH :691306-9847288624 / 0475-3254189.	KALLAMBALAM 490.# PRAKASH AUTO ENGINEERS (5548), VADASSERIKONAM P.O. KALLAMBALAM, VARKALA,KALLAMBALAM-695143, DISTRICT-TRIVANDRUM, KERALA, PH :695143-9847159618 / 0470-2602630.
SHIMOGA 462.## NEPTUNE AUTO WORKS (5271), PLOT -5 AUTO COMPLEX , SAGAR ROAD - SHIMOGA , DISTRICT - SHIMOGA , KARNATAKA, PH :577204-9448319758.	ADIMALY 471.## PLATHOTTAM AUTOMOBILES (3864), NH-49, OPPOSITE TO MINI INDUSTRIAL ESTATE, ADIMALI-685561, PH :685561-9447023073 / 04864-223037.	CALICUT 480.## MALABAR MOTORS (4655), EAST NADAKKAVU, P.O. ERANIPALAM, CALICUT-673006, KERALA, PH :673006-9846089190 / 0495-2768699.	KALLUMUTTY 491.## MARUTI CARE (4179), KALLUMUTTY, IRIITY P.O., KANNUR, KERALA - 670703, PH :670703-9946703070 / 0490-2491918.
	ADOOR	481.## MARUTI SCAN (1675), BYE PASS JUNCTION, MEENCHANDA, CALICUT-673 018, PH :673018-9847130508 / 0495-2420315.	KALPETTA 492.## VARCO MOTORS (4724), 18/226-1, NEAR VELLARAMKUNNU, NH 212, KALPETTA - 673121, , PH :673121-9961568998 / 04936-326720.

** A-Category Mass : Free & paid Service, Major repairs & Accidental repairs

C-Category Mass : Free & paid Service & Minor repairs

* B-Category Mass : Free & paid Service & Major repairs

D-Category Mass : Free Service & Minor repairs

MARUTI AUTHORISED SERVICE STATION (MASS) (AS ON 31.03.2022)

KANJIRAPPALLY

493.## MACK ENTERPRISES (2729), T.B.ROAD,
KANJIRAPPALLY ,
PH :686507-9447093739 / 04828-202238.

KANNUR

494.## AREN MOTORS (5139), CHAKKARAKAL P.O.
MUZHAPPALA, DISTRICT - KANNUR, KERALA,
PH :670613-9446771237 / 9446771237 .
495.** PIONEER AUTO & ENGG.WORKS (4722),
KANNOOTHUMCHAL ROAD, KANNUR - 2,
(KERALA),
PH :670005-9447798255 / 0497-2701315.

KARIMANOOR

496.## MACS AUTOMOBILES (5745), SILVER
SQUARE ,KARIMANNOOR,THODUPUZH,
DISTRICT-IDUKKI, KERALA,
PH :685581-9633275410 / 0486-2262739.

KASARGOD

497.## CARS CARE (4579), ANANDPUR,
VIDYANAGAR P.O., KASARGOD,
KERALA-671123,
PH :671123-9847251115 / 04994-329515.

KATTAKADA

498.## CITY ENGINEERS (4947), MARUTI SERVICE
CENTRE, NEYYATTINKARA ROAD,
KATTAKADA-695572, DISTRICT-TRIVANDRUM
(KERALA),
PH :695572-9447206257 / 0471-2295127.
499.## MADATHIL MOTORS (5456), MADATHIL
HOUSE,CHOONDUPALAKA , KATTAKADA
P.O. - TRIVANDRUM , DISTRICT -
TRIVANDRUM , (KERALA),
PH :695943-9495192389 / 0471-2290569.

KATTAPPANA

500.## UNITED SERVICE CENTER (4433),
EDASSERT JUNCTION, KATTAPPANA-685508,
KERALA,
PH :685508-9961432941 / 04868-251974.

KAYAMKULAM

501.## PERFECT MOTORS (4948), MARUTI SERVICE
CENTRE, NH-47, CHEPPAD,
KAYANKULAM-690507,
DISTRICT-ALAPPUZHA (KERALA),
PH :690507-9447048338 / 0479-2473618.

KONNI

502.## GLOBAL MOTORS (2836), VAKAYAR P.O.,
KONNI-689 698, (KERALA),
PH :689698-9446222944 / 0463-721621.

503.## MUTTATH AUTOMOBILES (5525),
AROORPALAM,KONNI-689691, DISTRICT -
PATHANANTHITTA, KERALA,
PH :689691-9447431751 / 0468-2342605.

KOOTHATTUKULAM

504.## EXTRA CARE SERVICES (3232), DEVA
MATHA JUNCTION, M.C. ROAD,
KOOTHATTUKULAM-686 662, ERNAKULAM
DIST. (KERALA),
PH :689121-9544552080 / 0485-2252983.

KOTHAMANGALAM

505.## EXCEL MARUTI SERVICE (4342), BYE-PASS
ROAD, KOTHAMANGALAM,
ERNAKULAM-686691,
PH :686691-8848605865 / 0485-2862009.
506.## MAJESTIC MOTORS (1253), NEAR
THANKALAM BYE-PASS ROAD,
KOTHAMANGALAM-686 691, KERALA,
PH :686691-9946427528 / 0485-2825530.

KUNDARA

507.# SPARK SERVICE (5772), ELAMPALLOOR,P.O.
KUNDARA-691501, DISTRICT-KOLLAM,
(KERALA),
PH :691501-9809608020 / 9809227100.

KUTHUPARAMBA

508.## KRISHNA MOTORS (3435), KUTTIKKUNNU,
NEAR 66 KV SUB STATION,
KUTHUPARAMBA-670 643, KANNUR DIST.
(KERALA),
PH :670643-9497296380 / 0490-2361699.

MANANTHAVADY

509.## AUTO CARE (2541), (SHEEJA AUTO ENGG.
WORKS), THALASSERY ROAD,
MANANTHAVADY-670 645, WAYANAD (DIST.),
PH :670645-9447040068 / 0493-5240068.

MANJERI

510.## MARUTI AUTO HOUSE (4726), CHERANI,
KARUVAMBARAM PO, MANJERI, KERALA. PIN
676123,
PH :676123-9447129289 / 0483-2766910.

MANNAR

511.## MOHANS AUTOMOBILES (5457), MOHANS
AUTOMOBILES & ENGINEERS ,
KUTTEMPEROOR P.O. MANNAR, DISTRICT -
ALAPPUZHA , (KERALA),
PH :689622-9447877377 / 9447877377.

MANNUTHY

512.** TOP CLEAN SERVICES (2834), 13/450
MANNUTHI BYE PASS, P.O. OLLUKKARA,
THRISSUR, (KERALA),
PH :680651-8592947776, 9846037818 /
0487-2372192.

MEENANGADI

513.## MOTOR TECH (2440), EAST MEENANGADI,
KRISHNAGIRI P.O., WAYANAD-673 591,
(KERALA),
PH :673591-9539195850 / 0493-6248029.

MOOCHIKKAL

514.## CHELADAN'S MARUTI ENGINEERS (4659),
THANUR ROAD, MOOCHIKKAL-676307,
MEENADATHUR, TIRUR, MALAPURAM DIST
(KERALA),
PH :676307-9895443563 / 0494-2426435.

MUNNAR

515.## PLATHOTTAM AUTOMOBILES (4447),
COLONY ROAD, IKKA NAGAR, MUNNAR,
IDUKKI, KERALA - 685612,
PH :685612-9447023073 / 04865-4222875.

MUVATTUPUZHA

516.** JAWAN AUTOMOBILES (2730), MADAVOOR
POST, MUVATTUPUZHA-686 669 ,
PH :686669-8943345500 / 9673102460.

NEYYATTINKARA

517.## XANON ENGINEERS (4635), RAVELI TOLL
JUNCTION, NEYYATTINKARA,
TRIVANDRUM-695121,
PH :695121-9447014813 / 0471-2226677.

NILAMBUR

518.## CONFIDENCE MOTORS (5140),
PALUNDA.CHUNGATHARA,
NILAMBUR-679334, DISTRICT -
MALLAPURAM, KERALA,
PH :679334-8075272281 / 9447681623.

NILAMEL

519.## LIBRA (3431), M.C. ROAD, NILAMEL-691 535,
KOLLAM DIST., (KERALA),
PH :691535-9895629768 / 0474-2433468.

OCHIRA

520.* MANGALATH AUTOMOBILES (3836), NH 47
VALIYAKULANGARA, OCHIRA P O, KOLLAM
DIST, KERALA-690526,
PH :690526-9847258696 / 0476-2697314.

OLLUR

521.## TOPCLEAN SERVICES (4468), 10/153,
CHRISTOPHER NAGAR, P.O OLLUR,
TRICHUR (KERALA),
PH :680306-9846037818 / 0487-3256947.

PALAKKAD

522.## CAR CRAFT (2139), 5/682 (1), MANALI,
PALAKAD-678 001, (KERALA),
PH :678001-9349607619 / 0491-2544687.

PANDALAM

523.* AISHWARYA AUTOMOBILES (2067), NEAR
K.S.R.T.C. BUS STOP, PANDALAM-689 501, ,
PH :689501-9847049140 / 0473-4254858.

PARIPPALLY

524.## ALLIANCE MARUTI SERVICES (3243), NH-47,
PARIPPALLY-691 574, KOLLAM DIST.
(KERALA),
PH :691574-9349926440 / 0474-2577640.

PATHANAPURAM

525.## MANNIL AUTOMOBILES (4150), NEAR
PANCHAYAT OFFICE, PATHANAPURAM,
KERALA-689695,
PH :689695-9447258496 / 0475-2352998.

PATHNAMTHITTA

526.** C.J. MARUTI CARE CENTRE (1255),
VARIYAPURAM, ELANTHOOR EAST P.O.,
PATHANAMTHITTA-689 643, (KERALA),
PH :689643-9446913874 / 0468-321390.

PERAVOOR

527.## CAR CARE AUTOMOBILES (4422),
KODENCHAL, PERAVOOR, NIDUMPOYIL P.O.,
KANNUR- 670650,
PH :670650-9946444691 / 04902-446201.

PERUMBAAVOOR

528.## MILLENNIUM MOTORS (4873), OLD VALLAM
ROAD, KADUVAL, PERUMBAAVOOR-683542,
DISTRICT-ERNAKULAM (KERALA),
PH :683542-9446661111 / 0484-2524885.

QUILANDY

529.## HITECH MARUTI (3025), MAIN ROAD,
KOYILANDY, PIN-673 305, CALICUT DISTT.,
PH :673305-9447457996 / 0496-2622027.

RANNY

530.## DEEPA AUTOMOBILES (5177), DEEPA
AUTOMOBILES.PAZHAVANGADI, P.O. RANNY
.689673, DISTRICT-PATHANAMTHITTA,
KERALA,
PH :689673-9447216725 / 7012509563.

SASTHA MANGALAM

531.## MARSHAL AUTOMOBILES (4035), SWATI
NAGAR, TC 10/147, PIPPIN MOODU, SASTHA
MANGALAM, PEROORKADA, TRIVANDRUM
695005,
PH :695005-9447461101 / 0471-2435380.

** A-Category Mass : Free & paid Service, Major repairs & Accidental repairs

C-Category Mass : Free & paid Service & Minor repairs

* B-Category Mass : Free & paid Service & Major repairs

D-Category Mass : Free Service & Minor repairs

MARUTI AUTHORISED SERVICE STATION (MASS) (AS ON 31.03.2022)

SULTAN BATHERY

532.## AUTOMEK (4725), BEENCHI P.O., SULTAN BATTERY-673 592 ,
PH :673592-9249999515 / 0493-6221052.
533.## NEW INDIAN MARUTI SERVICE CENTRE (4577), MYSORE ROAD, SULTAN BATHERY, WAYANAD DISTRICT, KERALA-673592, PH :673592-8281682822 / 0493-6223001.
534.## TEE PEE MOTORS (4773), 9/668-B OOTY ROAD, NEAR BLOCK OFFICE, SULTAN BATHERY, WAYANAD (KERALA), PH :673592-8547201421 / 04936-227331.

TALIPARAMBA

535.## YESKAY (3368), KAKATHODE, TALIPARAMBA - 670141, KANNUR DISTT (KERALA), PH :670141-9744076850 / 0460-2200518.

THALASSERY

536.## SAFE HANDS (3038), ERANHOLI, CHUNGAM, THALASSERY -670 107, (KERALA), PH :670107-9744322317 / 0490-350332.

THALAYOLAPARAMBU

537.* MYALIPARAMPIL MOTORS (3233), SILON JUNCTION, NEAR THALAYOLARAMBU, POOZHIKOL P O 686604, PH :686604-9447562050 / 04829-239788.

THAMARASSERY

538.## MALABAR MOTORS (4645), WARD NO. 12, BLDG NO. 121, WAYANAD ROAD, KARADY, THAMARASSERY, CALICUT, PH :673573-9349114119 / 0495-2222887.

THIRUVALLA

539.## MARUTI AUTO SPOT (1628), MUTHOOR, M C ROAD, THIRUVALLA 689 107, PH :689107-9447860777 / 0469-2604540.

THIRUVANANTHAPURAM

540.## EMINENT MARUTI SERVICE (2360), T.C. 610 M.C. ROAD, MANNANTHALA, TRIVANDRUM-695 015, PH :695015-9447713639 / 0471-2543639.
541.## HITECH INDUSTRIES (1951), NEAR ULLOOR BRIDGE, PATTOM P.O., THIRUVANANTHAPURAM-695 004, (KERALA), PH :695004-9447732057 / 0471-2557550.
542.## MUKUNDANS (3434), POONTHY ROAD, PADMAVILASAM, KUMARAPURAM., THIRUVANANTHAPURAM-695 011, PH :695011-9349882788 / 0471-2559495.

543.* PROFESSIONAL MOTORS (1256), NEAR ELECTRICITY BOARD, PEROORKADA, TRIVANDRUM-695 005, PH :695005-9947175650 / 0471-2373560.
544.## SREEKARIYAM AUTOMOBILES (353), SREEKARIYAM P.O., THIRUVANANTHAPURAM-695 017 , PH :695017-9447050313 / 0471-2595031.

THODUPUZZHA

545.## UNIVERSAL MARUTI (2563), VENGALLOOR P.O., THODUPUZZHA, (KERALA), PH :685585-9847023024 / 0486-223022.

TRIVANDRUM

546.* KICHU MOTORS (5453), TC.49/962 ,SREEMOOLAM NAGAR CHIRAMUKKU , MANACAUUR (PO) TRIVANDRUM, DISTRICT - TRIVANDRUM, KERALA, PH :695572-9847023025 / 6282562085.

VADAKKANCHERY

547.## TOPCLEAN SERVICES (4354), 275-A, NEAR UTHRALIKKAVU TEMPLE, KUMARANELLUR P.O., VADAKKANCHERY, TRICHUR, PH :680590-9846037818 / 04884-329447.

VADANAPPALLY

548.## MONARCH MARUTI CARE CENTRE (4079), NEAR NORTH JUMA MASJID, GANESHA MANGALAM, P O VADANAPPALLY, TRICHUR DIST (KERALA), PH :680614-9847792698 / 0487-2683137.

VADAVATHOOR

549.## CCARS (5754), VADAVATHOOR PO-KOTTAYAM, DISTRICT-KOTTAYAM, PIN-686503, KERALA, PH :685503-9447208558 / 0481-2573883.

VARKALA

550.* S.S. MOTORS (2979), NEAR POLICE STATION, VARKALA-695 141, TRIVANDRUM DISTT., PH :695141-9446104991 / 0472-2604146.

VATAKARA

551.## RANI AUTOMOBILES & ENGINEERING WORKS (1674), NADAPURAM ROAD, MADAPALLY COLLEGE (P.O.), VATAKARA-673 102, PH :673102-9400513139 / 0496-2513139.

LAKSHADWEEP

552.## POPULAR REPAIR & SERVICE CENTRE (2944), SECRETARIAT ROAD, KAVARATTI, LAKSHADWEEP-682 555, PH :682555-9448463737 / 9447162422.

MADHYA PRADESH

BALAGHAT
553.## GULAB AUTOMOBILES (1553), VARDHMAN NAGAR, NEAR SHUBHARAMB LAWN, GONDIYA ROAD, KOSMI, BALAGHAT, MP - 481001, PH :481001-9425402926.
554.## SAURAV MOTORS (4069), DEENHI ROAD, GARRA INDUSTRIAL AREA, BALAGHAT, MADHYA PRADESH, PH :481001-9300963731 / 92477711942/9826310979/9340999090.

BARWANI

555.## SPEED AUTOMOBILES (5260), KHANDWA BARODA ROAD, NR. BALAJI TOLL KANTA,BARWANI-451552, DISTRICT-BARWANI, MADHYA PRADESH, PH :451552-9926146073.

BETUL

556.## ADITYA MOTORS (1263), NAGPUR BHOPAL ROAD, SADAR, BETUL-461 001, MADHYA PRADESH, PH :460001-9425381581 / 9425381583.

BHIND

557.## MAA PITAMBARA MOTORS (5241), OPP.RAJENDERA CONVENT SCHOOL , LAKSHAR ROAD - BHIND , MADHYA PRADESH, PH :477001-9826240582 / 7999763632.

BHOPAL

558.## SHRI KRISHAN CAR CARE (1679), POLYTECHNIC ROAD, NEAR PETROL PUMP, BHOPAL, (M.P.), PH :462002-9424454030 / 0755- 4223943.
559.## SHUBHAM AUTOMOBILES (5052), PLOT NO. 1 & 2, TIRANGA ROAD, SHAHPURA, BHOPAL, MADHYA PRADESH -462039, PH :462039-9425009869 / 7354078276.
560.* TAURUS AUTOMOBILES (3372), ALAKNANDA COMPLEX, OPP.VIJAY STAMBH PRESS COMPLEX, M.P. NAGAR -ZONE-I, BHOPAL (M.P.), PH :462011-9303131403 / 9755557261.
561.** VIDHYA AUTOMOBILES (320), PLOT NO. 235, ZONE II, B, PH :462011-9826053198 / 0755-579583/0755-4273198.

BIAORA

562.## GURUKRUPA MOTORS (5670), OPP PRABHAT BREAD INDUSTRY, AB ROAD - BIOARA, DISTRICT - BIOARA, MADHYA PRADESH, PH :465674-9425038727.

BURHANPUR

563.** SWADESHI MOTORS (4229), NEAR GANPATI MANDIR, GANPATI NAKA, BURHANPUR, MADHYA PRADESH, PH :450331-07325-245150 / 9826337438, 9827046371.

DABRA

564.## MODI MOTORS (3857), BALLA KA DERA, JHANSI ROAD, DABRA, GWALIOR, PH :475110-8770360194 / 9425340194, 07524-406853.

DAMOH

565.## MARUTI PRIME (1156), BUS STAND, STATION ROAD, DAMOH-470 661, PH :470 661-8319706998 / 94250-68709/, 07812- 223009/9425096209.

DATIA

566.## HIND MOTORS (4470), NH-75, JHANSI BYPASS ROAD, NEAR S.R.I COLLEGE, KALAMPURAM TIRHA, DATIA, MADHYA PRADESH - 475661, PH :475661-9406969206 / 9425342620/9406969206/9406969206.

DEWAS

567.## AZAD MOTORS (4534), 10, JAWAHAR NAGAR COMPLEX AB ROAD DEWAS(MP)404051, PH :455001-9827533591 / 9827786007,07272-404051, 9827533591.

DHAR

568.## JIYO MOTORS (5031), OPP DAK BANGLA.INDORE ROAD DHAR., DISTRICT - DHAR, DHAR - 454001, MADHYA PRADESH, PH :454001-9893633559 / 7000939526.

GWALIOR

569.## CLASSIC MOTORS & SERVICE STATION (5242), CHAUHAN PIAO.M.G. ROAD, THATIPUR, MORAR, GWALIOR , MADHYA PRADESH, PH :474011-9329603001 / 0751-4062710/0751-4082710.
570.** MARUTI ENTERPRISES (3021), KHERAPATI ROAD, GWALIOR-474 002, (M.P), PH :474002-9425116466 / 0751-4087254, 0751-2334567.

HARDA

** A-Category Mass : Free & paid Service, Major repairs & Accidental repairs

C-Category Mass : Free & paid Service & Minor repairs

* B-Category Mass : Free & paid Service & Major repairs

D-Category Mass : Free Service & Minor repairs

MARUTI AUTHORISED SERVICE STATION (MASS) (AS ON 31.03.2022)

571.## MANOJ UDYOG & SERVICE CENTER (4145), 87-88, INDUSTRIAL AREA, CHHIPANER ROAD, HARDA, M.P. PH :461331-9826227245.

INDORE

572.## BADSHAH MOTORS (5027), 150/2,NOORANI NAGAR,NEAR JAIMAL SINGH PETROL PUMP, DHAR ROAD,INDORE-452008, DISTRICT-INDORE, MADHYA PRADESH, PH :452008-9826098427.

573.** BOMBAY MOTORS (1655), 10 Y.N. ROAD, INDORE-452 003, (M.P.), PH :452003-7314222786 / 9827522558, 7314076786/9109199770/7869995423.

574.## JYOTI RAGHUNATH MOTORS (5149), 3/3 RAMBAGH, BEHIND PETROL PUMP , INDORE -452001, MADHYA PRADESH, PH :452001-9425353568 / 8085279000.

ITARSI

575.## PITAMBARA MOTORS (5041), NH-69,BETUL ROAD.NEAR PLYBOARD, FACTORY ITARSI , DISTRICT - ITARSI, MADHYA PRADESH, PH :461111-9406525060 / 9826528912.

576.** UNITY ENTERPRISES (3270), PLOT NO.97, INDUSTRIAL AREA, KHEDA, ITARSI-461 111 (M.P.), PH :461 111-8120025666 / 7974863820.

JABALPUR

577.## SUPER MARUTI SERVICE (4952), 375-A PREM NAGAR, OPP. GURUDWARA, JABALPUR-482001, MADHYA PRADESH, PH :482001-7999993375 / 8817102002.

578.## YASH VEHICLES CARE (2169), 1664, WRIGHT TOWN, OPP. TELEGRAPH GATE NO. 2 JABALPUR (M.P). PH :482002-9893237505 / 0761-4004362, 9826259859.

JAWAD

579.## SHARMA MOTORS (5764), IN FRONT OF PAWAN MILL, STATION ROAD,JAWAD-458330, DISTRICT-NEEMUCH, MADHYA PRADESH, PH :458330-9425441270.

KATNI

580.## KATNI MOTORS (4949), C/O MAHURANIPUR UNION, TRANSPORT CORPORATION, NH-7, PANNA MORH, KATNI-483501 (MADHYA PRADESH), PH :483501-9425162660.

KHANDWA

581.## M.K.AUTOMOBILES (5326), SANTOSH NAGAR, OPP. JHEELODHYAN, INDORE ROAD, KHANDWA - 450 001, PH :450001-9425085666 / 0733-2244202/9425928222.

KUKSHI

582.## DILIP MARUTI SERVICE CENTER (4649), OPP. GAYATRI SAROVAR, KUKSHI, DISTT DHAR, PH :454331-9179649974 / 9893227070.

MANDSAUR

583.## DEV MOTORS (4562), SITAMAU FATAK, MANDSAUR-458001, MADHYA PRADESH, PH :458001-9826751534 / 9826751534.

584.* JANGID MOTORS (2735), NAYAPURA ROAD, NEAR R.K. HOSPITAL, MANDSAUR-458 001, (M.P.), PH :458001-9827266583 / 07422-241146/9827231883.

MHOW

585.* HIGHWAY MOTORS (4144), A.B. ROAD, DONGRAGAON, MHOW-453441, INDORE M.P., PH :453441-9826035653 / 9893187328.

MORENA

586.## SHYAM MARUTI SERVICE STATION (8935), SHYAM BIHAR COLONY, A.B. ROAD, MORENA-476 001, MADHYA PRADESH, PH :476 001-7999624671 / 9425366274, 6261344199,8989479231.

NAGDA

587.## MARUTI NANDAN (3939), 15 VERDHAMAN NAGAR, MEHATWASA, BIRLAGRAM, NAGDA, DISTT UJJAIN, PH :456335-9910074658 / 07366-241419/07366-242499.

SAGAR (M.P)

588.## SHREE SAGAR MOTORS (4955), NEAR GURUDWARA, JHANSI BHOPAL ROAD, BHAGWANGANJ, SAGAR-470002, MADHYA PRADESH, PH :470002-9826070549.

SARNI

589.## JHANVI SERVICE STATION (3738), MAIN ROAD, BAGDONA, SARNI-460 449, DISTT. BETUL (M.P.), PH :460449-9589650034 / 9589650034/9425382313.

SATNA

590.* KAPOOR SERVICING CENTRE (1162), 90 PREM NAGAR, SATNA-485 001, (M.P.), PH :470661-9827095182 / 9131298770/ 7999121471/7225075182.

SEONI

591.## HIGHWAY MOTORS (2262), NEAR MOTEL CENTER POINT, SEONI-JABALPUR HIGHWAY, SEONI, (M.P.), PH :480882-9424928978 / 7000621923.

SHAHDOL

592.## PACE CRAFTERS (2145), NEAR VIRAT TEMPLE, BANGANGA TIRAHA, REWA ROAD, SHAHDOL, (M.P.), PH :484001-9424701495 / 07852-241493/9424701495/9826261493.

SHAJAPUR

593.## SHRIYA MOTORS (2568), 174 A.B. ROAD, SHAHJAPUR-456 001, (M.P.), MADHYA PRADESH, PH :456 001-9826783993.

SHEOPUR

594.## GOYAL AUTO (5446), NEAR NABBAN MARKET, BARODA ROAD, SHEOPUR, DISTRICT - SHEOPUR, MADHYA PRADESH, PH :476337-9826240944 / 9131683608.

SHIVPURI

595.* KARUN MOTORS (4273), NEAR ARUN DHARAMKANTA, GUNA NAKA, A.B. ROAD, SHIVPURI, PH :473551-9425728285 / 9425728285.

SIDHI

596.## KHARE MOTORS (4068), NH-75, SINGRAULI ROAD, SIDHI, MADHYA PRADESH, PH :486661-9425177518 / 9425823952.

TIKAMGARH

597.* ASHENDRA AUTOMOBILES (2636), 350 OPP. JAWAHAR NAVODAYA VIDYALAYA, KUNDESHWAR, TIKAMGARH-472 001, MADHYA PRADESH, PH :472001-9009129909 / 9425141840/9009129909.

UJJAIN

598.## SUGANDHI BROTHERS (324), DEWAS ROAD, UJJAIN (M.P) , MADHYA PRADESH, PH :456010-9406822255 / 0734-2514751.

599.## ZALANI AUTO SERVICE (1554), A 15/9, MAHAKAL VANIJYA KENDRA,, NANAKHEDA, UJJAIN 456010 , PH :456010-9713884177 / 9754649666,0734-2553920.

VIDISHA

600.## SAMAY MOTORS (5179), NEAR SC/S SHED , PITALMIR CHOURAHA, SAGAR ROAD NH-86, VIDISHA-464002, PH :464002-9425392521 / 07592-250602.

WAIDHAN

601.## ANANT MOTORS (5732), NEAR ESSAR TOWNSHIP, BILAUNJI, WAIDHAN, DISTRICT-SINGRAULI, PIN-486886, MADHYA PRADESH, PH :486886-8319050124 / 9425823952.

MAHARASHTRA

AKLUJ

602.## SONAJ AUTOMOTIVES PVT. LTD. (2665), SHANKARRAO MOHITE PATIL, CO-OP INDUSTRIAL ESTATE, PLOT NO.36 P.O. BOX NO.-11, AKLUJ -413 101 (MAHARASHTRA), PH :413101-9657713360.

AKOLA

603.## AUTOLAND (5936), RAM NAGAR,TOSHNIWAL LAYOUT, AKOLA-444005, DISTRICT-AKOLA, MAHARASHTRA, PH :444005-9422164050.

AKOLE

604.## SAMARTH CAR CARE (5555), MAHALAXMI COLONY,K.G. ROAD-AKOLE, DISTRICT - AHMEDNAGAR, PIN-422601, MAHARASHTRA, PH :422601-9881759099.

AMALNER

605.## LUCKY AUTO CARES (5853), R.K. COMPLEX,R.K. NAGAR,DHULE ROAD, AMALNER-425401, DISTRICT-JALGAON, MAHARASHTRA, PH :425401-9422789764.

AMBERNATH

606.* J.S. AUTOMOBILES (4567), B-31/3, MIDC, KALYAN AMBERNATH ROAD, AMBERNATH-421501, MAHARASHTRA, PH :421501-9370116436 / 9820881130.

AURANGABAD

607.* CAR CARE (5173), #85.SERVICE INDUSTRIAL SECTOR, TOWN CENTRE.CIDCO, DISTRICT-AURANGABAD, MAHARASHTRA, PH :431006-9158000029.

608.* MARUTI AUTOMOBILES (3441), CHETAN TRADE CENTRE, JALNA ROAD,OPP. SFS SCHOOL, AURANGABAD - 431001, PH :431101-9767301999.

BADLAPUR

** A-Category Mass : Free & paid Service, Major repairs & Accidental repairs

C-Category Mass : Free & paid Service & Minor repairs

* B-Category Mass : Free & paid Service & Major repairs

D-Category Mass : Free Service & Minor repairs

MARUTI AUTHORISED SERVICE STATION (MASS) (AS ON 31.03.2022)

609.##	OMKAR AUTO SERVICES (3376), OMKAR BUNGLOW, GOLE WADI, KULGAON STN., BADLAPUR DIST. THANE, PH :421503-9326080457.	619.##	VENUS AUTOMOTIVE (4170), PLOT # 2, NR GOVERNMENT ITI COLLEGE, ADJ TO CHANDRAPUR GADACHIROLI HIGHWAY, GADACHIROLI, MAHARASHTRA-442605, PH :442605-9689228222.	628.##	JAIDEEP MOTORS (4779), NEAR RELIANCE PETROL PUMP, NANDURA ROAD, KHAMGAON-444303, DISTRICT-BULDHANA (MAHARASHTRA), PH :444303-9850352826.	638.*	ASHA AUTO SERVICE (570), I.O.C. DEALER, L.B.SHASTRI MARG, KURLA, MUMBAI-400 070, PH :400070-9833728833.
BARSHI		HINGANGHAT		KHED		639.**	AUTO CRAFT (4759), PLOT NO. 1-B, NEXT TO DAMJI SHAMJI IND ESTATE, LBS MARG, VIKHROLI (W), MUMBAI-400083, PH :400083-9820022227.
610.##	OM SERVICE CENTRE (5359), KURWEDI ROAD - BARSII, DISTRICT - SOLAPUR , PIN - 413401, (MAHARASHTRA), PH :413401-9850437003.	620.##	S.K MOTORS (5530), SANT KABIR WARD, NEAR SIVAJI MARKET, NH 07, HINGANGHAT, DISTRICT - WARDHA, PIN-442301, MAHARASHTRA, PH :442301-9421726700.	629.##	BHARAT AGENCIES (4548), NEAR KAMAKSHI PETROL PUMP, AT POST KALBANI, TALUKA KHED, DISTRICT RATNAGIRI, 415621, PH :415621-9049024781.	640.##	AMAR AUTOMOBILES (526), KING'S CIRCLE, MATUNGA, MUMBAI-400 019 (MHR), PH :400019-9869473310.
BEED		ICHALKARANJI		KOLHAPUR		641.##	BANAI AUTO CARE (6053), OPP. MAROL POLICE CAMP, NEXT TO AAREY CHECK POST, MAROL MAROSHI ROAD, MUMBAI-400 059, PH :400059-9819844333 / 9223368506.
611.##	NEW AGWAN SERVICES (2235), 850 SHYOG NAGAR, JALNA ROAD, BEED-431 122, PH :431122-9822217321.	621.##	SAI AUTO LEADS (3821), 7/597 SANGLI VES, ICHALKARANJI-416 115, DIST. KOLHAPUR, PH :416115-0230-2426089.	630.##	VAKRATUNDA MOTORS (3142), OPP MAHAVIR COLLEGE, NAGALA PARK, KOLHAPUR, PH :416003-9822811559.	642.**	CARKRAFT AUTOMOBILE SERVICES PVT. LTD. (4654), ABC GODOWN, MINERVA INDUSTRIAL ESTATE, OFF P.K. ROAD, NEAR SAI DHAM MANDHIR, MULUND (W), MUMBAI, PH :400080-9820296924 / 9833054455.
BOISAR		ISLAMPUR		KOPARGAON		643.**	CHAMUNDA MOTORS (P) LTD. (520), RAM BAUG NEAR SUNDAR DHAM, OFF S.V.ROAD, BORIVILI (W), MUMBAI-400 092, PH :400092-9820063626.
612.##	SIFAR CAR CARE (4055), PLOT NO. 15 AT- KURGAON, P O KUNDAN, BOISAR TARAPUR ROAD, TAL PALGHAR, DISTT THANE, PH :401506-9765509990 / 8888058000.	622.##	VJAY MOTORS (5134), PETH ISLAMPUR ROAD , NEAR PETH NAKA -ISLAMPUR, DISTRICT - SANGLI, MAHARASHTRA, PH :415409-9860446084.	631.*	SAI MOTORS (4449), NAGAR MANMAD HIGHWAY, NEAR HOTEL ASHOKA, KOPARGAON, DIST. AHMEDNAGAR (MAHARASHTRA), PH :423601-9850684384.	644.##	CHEMBUR MOTORS (2526), 31/A ANAND NAGAR, OFF SION TROMBAY ROAD, SINDHI SOCIETY CHEMBUR, MUMBAI-400 071, PH :400071-9820475704.
CHANDRAPUR (MAHARASHTRA)		JALGAON		LONAVALA		645.##	CHHAGAN MITHA (8945), CORNER OF WARDEN ROAD & PEDDAR ROAD, POST BOX NO. 6521, MUMBAI -400026, MAHARASHTRA, PH :400026-9820861441.
613.##	SHEIKH AUTOMOBILES (5379), APPOSITE GOVT. ITI.CIVIL LINES , CHANDRAPUR, DISTRICT - CHANDRAPUR, MAHARASHTRA, PH :442401-9422171896.	623.*	SHREE MOTORS (3040), 362 SHIVAJI NAGAR, JALGAON-425 001 , , PH :425001-9823150704.	632.##	APPOLO MOTOR REPAIRING WORKS (2543), MUMBAI-PUNE ROAD, LONAVALA, MAHARASHTRA-410 401, PH :415409-9370721905.	646.##	HIND AUTOMOBILES (550), 29 SEWREE WADALA ROAD, KING'S CIRCLE, MUMBAI - 400 019 (MHR), PH :400019-9833876440 / 9869006367.
CHIPLUN		KALWA		MAHAD		647.##	LAXMI AUTO WORKS (2542), PLOT NO.1041, SAYANI ROAD, PRABHADEVI, MUMBAI-400 025, PH :400025-9820303646.
614.##	MANORKAR AUTOMOBILES (270), NEAR RAILWAY STATION, BOMBAY-GOA HIGHWAY, WALOPE CHIPLUN-415 605, DISTT. RATNAGIRI, PH :415605-9421239999.	624.**	SHREE SIDDHI MOTORS (5668), NEXT TO LILAVATI CO-OP SOCIETY,DATTAWADA, KALWA KHAREGAON ROAD-KALWA(W) -400605, DISTRICT - THANE, (MAHARASHTRA), PH :400605-9769775444.	633.##	SHREE AUTO (2572), NAGALWADI PHATA BOMBAY-GOA HIGHWAY, AT & TALUKA - MAHAD, DISTT. RAIGAD, MAHARASHTRA-402 301, PH :402301-9422495799 / 9975194779.	648.**	ORIX AUTO INFRASTRUCTURE SERVICES LTD (1971), 94 MAROL INDUSTRIAL ESTATE, ANDHERI KURLA ROAD, ANDHERI (EAST), MUMBAI-400 059, PH :400059-9820409079.
615.##	MAYUR MOTORS (168), SITA APARTMENTS, NEAR BAHADUR SHEIKH NAKA, CHIPLUN DISTT. RATNAGIRI, MAHARASHTRA, PH :415605-9422431112 / 9112136050.	KALWAN		MALEGAON		649.**	POWAI AUTO WORKS (1660), OPP. PANCH KUTIR BUS STOP, 19 ADI SANKARACHARYA MARG, POWAI, MUMBAI-400 076, PH :400076-9820635317 / 9833857002.
DAPOLI		625.##	KRISHNA AUTOMOTIVE (4037), GANESH NAGAR, AT POST & TALUKA, KALWAN, DIST NASHIK-423501, PH :423501-8087988735.	634.##	MALEGAON AUTO CENTRE (3721), NEAR MOTI BAUG NAKA, MALEGAON-423 203, , PH :423203-9371376911.		
616.*	ROYAL AUTO SERVICE STATION (3444), DAPOLI-MANDANGAD ROAD, MAUJE-DAPOLI, TAL- DAPOLI, DIST. RATNAGIRI-415 712 (MAHARASHTRA), PH :415712-8888101776.	KANKAVLI		MANGAON			
DEOPUR		626.**	SAPALE AUTO SERVICE PRIVATE LIMITED (1975), MUMBAI GOA ROAD, N.H.17, KALMATH, KANKAVLI DISTT. SINDHUDURG-416 602, PH :416602-9422434701.	635.#	KRUPA SERVICES (574), KRUPA SERVICES, AT : NANORE, POST : MANGAON, DISTT-RAIGAD-402 104, PH :402104-9422375444.		
617.**	AGRO ENGINEERING SERVICES (2244), DIVERSION ROAD, DEOPUR, DHULE-424 005, PH :424005-9823059471.	KATOL		MIRAJ			
DOMBIVLI		627.##	BALAJI SERVICE STATION (5962), PLOT NO. XI,MIDC,SAWARGAON ROAD,DONGARGAON-, KATOL,NAGPUR-441302, DISTRICT-NAGPUR, MAHARASHTRA, PH :441302-9763867144.	636.##	ASHOK AUTOMOBILES (5672), C.S. NO-70-C,CHH - SHIVAJI ROAD, MIRAJ, DISTRICT - SANGLI, MAHARASHTRA, PH :416410-0233-2375961.		
618.##	MEGA SERVICES (2573), A-173,PHASE-1., NEW KALYAN BYPASS ROAD , OPPOSITE ADARSH PARK,MIDC, DOMBIVLI (E)-421203, PH :421203-8424070777.	KHAMGAON		MUMBAI			
GADACHIROLI				637.*	ALLIED AUTO AGENCIES (2666), 86/20 DR. AMBEDKAR ROAD, KHAR, MUMBAI-400 052, PH :400052-9768257450 / 9820800691.		

** A-Category Mass : Free & paid Service, Major repairs & Accidental repairs

C-Category Mass : Free & paid Service & Minor repairs

* B-Category Mass : Free & paid Service & Major repairs

D-Category Mass : Free Service & Minor repairs

MARUTI AUTHORISED SERVICE STATION (MASS) (AS ON 31.03.2022)

650.** POWAI AUTO WORKS (4966), GALI NO 14/15/16, BUILDING NO1, C WING, KAILASH INDUSTRIAL COMPLX, PARKSITE VIDHROLI (W),
PH :400079-9820635317 / 9833857002.
651.## PRINCE SERVICE CENTRE LLP (8931), 34 GAMDEVI ROAD, SANGHANI ESTATE, GHATKOPAR (WEST), MUMBAI-400 086, PH :400086-9869034445.
652.** RAVI AUTOMOBILE SERVICES (553), GHATKOPAR-MAHUL ROAD, TILAK NAGAR, CHAMBUR, MUMBAI-400 089, PH :400089-8657442190.
653.** SHAH CAR CARE (5436), SADANWADI LAKE ROAD.OFF LBS MARG, NEAR KRISHNA TALKIES, DISTRICT - MUMBAI , (MAHARASHTRA),
PH :400078-9820068380 / 9869588115.
654.** SHAMAL MOTORS (1154), VAITY WADI, BHANDUP-SONAPUR ROAD, BHANDUP (WEST), MUMBAI-400 078, PH :400078-9773911111.
655.* ST.FRANCIS AUTOMOBILES (5154), MOUNT POINSUR BORIVALI (WEST), MUMBAI - 400103, DISTRICT - MUMBAI, MAHARASHTRA, PH :400103-9892876396.
656.* SUPER AUTO SERVICE PVT. LTD. (2430), DESAI WADI JAYWANT SAWANT ROAD, NEAR HAPPY HOME SOCIETY, DAHISAR (W), MUMBAI-400 068, PH :400068-9867253000 / 9619128918.
657.## SURAJ SANGHI SERVICE STATION (438), DR. ANNIE BESANT ROAD, WORLI, MUMBAI-400 018, PH :400018-9821115492.
MURBAD
658.## JAYDEEP AUTOMOBILES (5676), MURBAD KALYAN HIGHWAY(NH-222) NEAR NAVDURGA HOTEL, AT-PO-TAL:MURBAD-421401, DISTRICT-THANE, MAHARASHTRA, PH :415621-9423370219 / 8007557868.
NAGPUR
659.* AMIT SERVICE STATION (4158), NEAR NAGAPUR HIGHWAY BRIDGE, NAGAR-MANMAD HIGHWAY, NAGAPUR DIST-AHMADNAGAR, MAHARASHTRA, PH :414111-0241-2778336.
660.* BALAJI MOTORS (3078), PLOT NO.18/27, NEAR NAKA NO.-1, KORADI ROAD, NAGPUR-20, PH :440020-9960634068.
661.** HASAN GARAGE (2021), MOHAN NAGAR, NAGPUR - 440 001 (MHRS), , PH :440001-0712-2533805.

662.## M S SERVICES (5339), 14 HILL ROAD , GANDHI NAGAR - NAGPUR, DISTRICT - NAGPUR , MAHARASHTRA, PH :440010-9373422822.
663.## R. K. MOTORS (3023), 69 A V A LAYOUT, LAKADGANJ, NAGPUR-440 008, PH :440008-9422113088.
664.* SAGAR AUTOMOBILES (2667), MARUTI AUTHORISED SERVICE STATION, PLOT NO.3 NEAR PETROL PUMP, WARDHA ROAD UJJWAL NAGAR, NAGPUR-440 025, PH :440025-9960695823.
665.** SAGAR AUTOMOBILES (4971), WARDHA ROAD,, CHINCHBHAWAN, NAGPUR - 441108, PH :441108-9422145365.
666.## SHREEJEE SERVICES (2027), CHANDAK KOTHI, SUBASH ROAD, NAGPUR-440 018, PH :440018-9766699321.
NANDED
667.## MARUTI CARES AND COLOURS (5778), LABH NAGAR,BACK SIDE OF SURABH HOTEL, NANDED-431605, DISTRICT-NANDED, MAHARASHTRA, PH :431605-9225751444.
NANDURBAR
668.* MAULEE MOTORS (4736), SURVEY NO. 130/2, PLOT NO. 43, ADARSHA NAGAR, NIZAR ROAD, NANDURBAR-425412, MAHARASHTRA, PH :425412-9822377931.
NASHIK
669.## HITECH AUTO SERVICES (4451), SURVEY NO 89/2, PLOT 1 & 2, OPP MOTIWALA MEDICAL COLLEGE, GANGAPUR SHIWAR,, NASHIK, PH :422007-9225142471.
670.## RACCA SERVICE (3720), RACCA ESTATE, OLD GANGAPUR NAKA, HANUMAN WADI LINK ROAD, PANCHVATI, NASHIK - 422003, PH :422003-9096846468.
671.## SAI AUTOMOBILES (3722), SAPAT COMPLEX, OPP. PRESS HOSPITAL, NASIK ROAD-422 101, PH :422101-9822027931.
NAVI MUMBAI
672.* BOSS (265), AT/P.O. - TURBHE, SECTOR-22, VASHI, NAVI MUMBAI-400 705, PH :400705-9167766474.
673.## C G MOTORS (4138), PAPR-73, TTC INDUSTRIAL AREA, RABALE, OPP RABALE RAILWAY STATION, THANE- BELAPUR ROAD, MAHARASHTRA, PH :400701-9920205756 / 9167771826.

674.** CHETAN MOTORS (3143), PLOT NO.45/B SECTOR 19/A, OPP. GATE NO 2 DANA BAZAR, BEHIND SHAMIR VITHAL CO-OP BANK , VASHI, NAVI MUMBAI-400 705, PH :400705-9892067288 / 9920782630.
NIGDI
675.## SHALU AGENCY (2872), 516/27 PRADHIKARAN, NIGADI, PUNE-411 044, PH :411014-020-27656354,27652631.
NIPHAD
676.## SHRI SAI SERVICE STATION (4452), NIPHAD AURANGABAD ROAD, NIPHAD, NASIK, MAHARASHTRA, PH :422303-9823679999.
PACHORA
677.## POOJA MARUTI SERVICE CENTRE (5564), PLOT NO 75,PREM NAGAR, KRISHNA PURI SHEVAR, PACHORA, DISTRICT - JALGAON , MAHARASHTRA, PH :424201-9890320803.
PALGHAR
678.## SIDDHI MOTORS (5553), THEMBCHEDE ROAD,GANESH KUND,, PALGHAR,DISTRICT - THANE, MAHARASHTRA, PH :401404-9890609107.
PANVEL
679.** GANGAL MOTORS (2934), PLOT NO.:125-127,SECTOR-1S,ROAD NO-5, BEHIND CIDCO GODOWN-NEW PANVEL, DISTRICT - RAIGAD, (MAHARASHTRA), PH :410206-9320226072 / 8850690300.
680.** IDEAL AUTOMOBILES (2279), IDEAL HOUSE,PLOT NO-83,, PANVEL INDUSTRIAL CO OP ESTATE LTD., PANVEL, DISTRICT - RAIGAD, (MAHARASHTRA), PH :410206-9969602650 / 9820063895.
PARBHANI
681.## SAI SERVICING CENTRE (5252), P7/5 MIDC, PARBHANI-431 401, MAHARASHTRA, PH :431401-9404504111.
PASHAN
682.* MARUTI CAR SANJIVANI (5278), SURVEY NO 5/2,SUTARWADI .SUSROAD.PASHAN, DISTRICT - PUNE, PUNE - 411021, MAHARASHTRA, PH :411021-9960733360.
PATHARDI

683.## SAGAR MOTORS (5979), OPP. TEHSIL KACHERI,NAGAR ROAD, TALUKA.PATHARDI-414102, DISTRICT-AHMEDNAGAR, MAHARASHTRA, PH :414102-9822197969.
PEN
684.## NAVNATH AUTO (5677), OPPOSITE RAMWADI,S.T. STAND, NATIONAL HIGHWAY-17,TAL PEN-402107, DISTRICT-RAIGAD, MAHARASHTRA, PH :402107-9834279228 / 9423093203.
PHALTAN
685.## VORA AUTOMOTIVE (2436), SHINGNAPUR ROAD, KOLKI, PHALTAN-415523, PH :415523-7709436262.
PIMPALGAON
686.## ASHWAMEDHA AUTO (2435), "ASHWAMEDH", MUMBAI-AGRA HIGHWAY, PIMPLEGAON (B), DISTT. NASHIK, PH :422209-9766600064.
PUNE
687.## APPU AUTOMOBILES (5029), MARUTI AUTHORISED REPAIR STATION , #81-SR NO 164.TALAWAD ROAD , KANBAY ROAD,TRIVENI NAGAR , AHARASHTRA, PH :411062-9371017595.
688.* APPU SERVICE STATION (4927), BG/SEI 11/10, NEAR TELEPHONE EXCHANGE, MIDC, BHOSARI, PUNE-411026 (MAHARASHTRA), PH :411026-020-27123838.
689.* ATHARVA CAR SERVICES (5161), 5, BHUSARI COLONY, PAUD ROAD, KOTHRUD,PUNE-411038 , MAHARASHTRA, PH :411038-9665024803.
690.* MANAS AUTOMOTIVE (5443), SURVEY NO 2/4 PARRANKUTILLANE NO.1., KARVE NAGAR - PUNE, DISTRICT - PUNE, MAHARASHTRA, PH :411052-9822043007.
691.* MARUTI CARE POINT (3337), S. NO 273/5,BANER ROAD,OPP. VARSHA PARK, BANER,PUNE-411045, MAHARASHTRA, PH :411045-9689901475.
692.** SAINATH AUTOMOBILES INDUSTRIES (1569), SURVEY NO.36 PLOT NO.1, VADGAON KHURD SINHAGAD ROAD, NEAR GREEN FIELD HOTEL, PUNE-411 041, PH :411041-9822214282.
693.* SANTOOR CAR CARE (2053), ASHOK PLAZA, 32/2 WADGAON SHERI NEAR WEIKFIELD, PUNE NAGAR ROAD, PUNE-411 014, PH :411014-020-26632000 ,9579415112.
RAHURI

** A-Category Mass : Free & paid Service, Major repairs & Accidental repairs
C-Category Mass : Free & paid Service & Minor repairs

* B-Category Mass : Free & paid Service & Major repairs
D-Category Mass : Free Service & Minor repairs

MARUTI AUTHORISED SERVICE STATION (MASS) (AS ON 31.03.2022)

694.* ANAND MOTORS (4152), IN FRONT OF ASHWINI HOTEL, NAGAR MANMA ROAD, A/P RAHURI DIST- AHMADNAGAR, MAHARASHTRA, PH :413705-7350008501.

RAVER

695.## RUCHI MOTORS (2631), MARUTI AUTHORISED SERVICE STATION, RAVR-425 508, DISTT. JALGAON, (MAHARASHTRA), PH :425508-8805373406.

ROHA

696.* AMIT MOTORS (4972), NANA SHANKAR SHETH ROAD , NEAR GOVT REST HOUSE, DISTRICT - RAIGAD , ROHA - 402109, MAHARASHTRA, PH :402109-9028376141.

SAKURI

697.## SHREE SAI SERVICE CENTRE (5344), NAGAR-MANMAD ROAD .GODAVARI. HOTEL JEWEL .PO:SAKURI ,TAL:RAHATA, DISTRICT - AHMEDNAGAR , MAHARASHTRA, PH :423107-9970741777.

SANGAMNER

698.* SAI MOTORS (2840), NEAR GULEWADI PHATA, PUNE NASIK ROAD, SANGAMNER DIST. AHMEDNAGAR, PIN-422 608 (MHR.S.), PH :422608-9860027513.

SANGLI

699.** ASHOK AUTOMOBILES (3723), 595/B, M.G.ROAD, SANGLI-416 416, PH :416416-0233-2221001.

700.* AWATI MOTORS (4772), PADMAVATI COLONY, NEMINATH NAGAR VISHRAMBHAG, SANGLI-416415, MAHARASTRA, PH :416415-9422407284.

701.## BALAJI AUTO SERVICE (1564), PLOT NO.43,GOLDEN PARK , BYPASS ROAD,SANGLI-416416 , DISTRICT-SANGLI , MAHARASHTRA, PH :416416-9822106126.

SATANA

702.## PATHAK MOTORS (5037), YASHWANT NAGAR,TAHARABAD ROAD,, SATANA - 411014, DISTRICT - NASIK, (MAHARASTRA), PH :411014-9890216257.

SATARA

703.## SIDDHI AUTOMOBILES (5464), 294/A.DEGAON PATA - SATARA, RAHAMTPUR ROAD,MIDC SATARA, DISTRICT - SATARA , (MAHARASTRA), PH :415002-9422403178.

SAWANTWADI

704.* VENKATESHA AUTO CARE (1659), PLOT NO.21 MUMBAI GOA HIGHWAY, KOLGAON-BHOM, SAWANTWADI-416 510, DIST. SINDHUGARH, MAHARASHTRA, PH :416510-9423304639.

SHAHADA

705.## MATOSHREE AUTOMOBILES (2870), NO.558 SHAHADA DHONDAICHA ROAD, TAL. SHAHADA, NANDURBAR DISTT., (MAHARASHTRA), PH :425409-9421726230.

SHIRDI

706.## SHREE GANESH AUTO CARE (4268), POST SAKURI, TALUKA RAHATA, AHMEDNAGAR-423107, PH :423107-02423-242652.

SHRIRAMPUR

707.* G.K. MOTORS (2871), K.V. ROAD, SHRIRAMPUR, DISTT. AHMEDNAGAR, PIN-413 709., PH :413709-9822094098.

SOLAPUR

708.** BALAJI MOTORS (1930), 8536 B/1 MURARJI PETH, OPP. OLD PUNE NAKA OFFICE, SOLAPUR-413 002, PH :413008-9765111110.

THANE

709.* PATRICIA AUTOMOBILES (529), ALIGHT CHAMBER, ADJACENT GOLDEN DYES, OLD AGRA ROAD, HARDAS NAGAR, GOKUL NAGAR, THANE, WEST - 400601, PH :400601-9987175866 / 8691912303.

710.* SEAN MOTORS (5377), SATPALA NAKA, ARNALA-VASAI ROAD, NEXT TO ZEAL RESTAURANT, VIRAR (W) PIN 401301, PH :401301-9324003123 / 7066830153.

711.** STERLING MOTOR GARAGE (555), OPP. RAVI STEEL INDUSTRIES, 2ND POKHRAN ROAD, THANE-400 601, PH :400601-9820252926 / 9167391688.

712.** THANAWALA MOTOR AGENCY (3724), DHIRAJ BAUG, L.B.S. MARG, NAUPAD, NEAR HARINIWAS CIRCLE, THANE-400 602, PH :400602-9820106904 / 9820082282.

713.* TOP GEAR AUTOMOBILES (4840), SAI NAGAR, GHODBUNDER ROAD, KASARVADAVALI, THANE (W), PH :400615-9833795855 / 9320392299.

ULHASNAGAR

714.* CHIMAN AUTOMOBILES (3845), NEAR KAJAL PETROL PUMP, BALANI COMPOUND, VITHALWADI STATION ROAD, ULHASNAGAR 421003, PH :421003-9850223422.

715.* MODERN CAR CARE (3260), 171/2 RRV INDUSTRIAL AREA, BEHIND SAI BABA MANDIR,SHANTINAGAR, ULHASNAGAR-421 003, MAHARASHTRA, PH :421003-9819774588.

URAN

716.## SAI AUTOMOBILES (5665), STATE HIGHWAY NO.56,NEAR JASAI NAKA, JASAI VILLAGE,URAN-410206, DISTRICT - RAIGAD, MAHARASHTRA, PH :410206-9821806806 / 9664221550.

VADA

717.## SAI MOTORS & SERVICE CENTRE (5675), VARALA, OPP. LAKE CITY, MANOR ROAD, WADA, , PH :421303-9226338578 / 9730455664.

VITA

718.## SONA AUTOMOTIVE (5671), MAYANI ROAD, NEAR PRUTHIVIRAJ HOTEL, OPP. LAKADE PETROL PUMP, DISTT VITA- 415311, PH :415311-9890223938.

WAI

719.## ADITYA AUTO SERVICE (4271), WAI SATARA ROAD, WAI-412803, SATARA DIST., PH :412803-9423862119.

WARDHA

720.## BHARAT MOTOR (1631), NAGPUR ROAD, NALWADI, WARDHA, MAHARASHTRA, PH :442001-9881588388.

WARORA

721.## ROHIT AUTOMOTIVE (5873), NAGPUR,CHANDRAPUR ROAD,VINAYAK-, LAYOUT,TILAK WARD,WARORA-442907, DISTRICT-CHANDRAPUR, MAHARASHTRA, PH :442907-9172060099.

YAVATMAL

722.## M.S. MOTORS (460), AMRAVATI ROAD HIGHWAY, LOHARA, YAVATMAL-445 001, PH :445001-9822222579.

723.## RAMESH MOTORS (2024), GARDEN ROAD, YAVATMAL, MAHARASHTRA-445 001, PH :445001-9422865222.

YEOLA

724.## BIJASANI AUTOMOTIVE (3041), NAGAR-MANMAD ROAD, YEOLA, DIST. NASIK (MAHARASHTRA), PH :423401-9423185025.

MANIPUR

IMPHAL

725.## BORDIN MARUTI GARAGE (4879), SANGAIPROU AIRPORT ROAD,, IMPHAL WEST, MANIPUR - 795001, , PH :795001-9436023659/7005264886 / 7005525747.

SENAPATI

726.## KOMUO MARUTI WORKS (4644), NH-2, MAO TAPHOU, SENAPATI HQ, SENAPATI DISTRICT, MANIPUR - 795106, PH :795106-8794109474.

MEGHALAYA

TURA

727.## MULTI MOBILE PRECISION (3222), AGLANGGRE, PO ARAIMILE, NEW TURA, MEGHALAYA, 794101, PH :794101-8974057627.

MIZORAM

CHAMPAI

728.# IRDIV- TC AUTO WORKS (5744), SVENTH DAY TLANG,ZOTLANG ROAD, NEW CHAMPHAI-CHAMPHAI, DISTRICT-CHAMPHAI, MIZORAM, PH :796321-9862405715.

LUNGLEI

729.## LAWMA ENGINEERING WORKS (3125), , A O C SQUARE, LUNGLEI, MIZORAM-796 701, PH :796701-9436147141 / 9650082623.

NAGALAND

DIMAPUR

730.** ERJO MOTORS (4871), EAST BLOCK, BURMA CAMP, NEAR BIBLE HOUSE, DIMAPUR, NAGALAND - 797112., PH :797112-9436004350.

ODISHA

ANGUL

731.## ZEET AUTOMOBILES (1573), NALCO NAGAR, KANDASAR, ANGUL - 759 145, ORISSA, PH :759145-9437021285.

BALANGIR

** A-Category Mass : Free & paid Service, Major repairs & Accidental repairs

C-Category Mass : Free & paid Service & Minor repairs

* B-Category Mass : Free & paid Service & Major repairs

D-Category Mass : Free Service & Minor repairs

MARUTI AUTHORISED SERVICE STATION (MASS) (AS ON 31.03.2022)

732.## ASHIRWAD AUTOMOBILE WORKS (3177), DAMJI GARAGE, THIKADARPARA, , ,
BALANGIR-767 001,
PH :767001-9437223452 / 7008141729.

BALASORE

733.## AUTO CARE (432), AT-BAMPADA,
PO-CHHANPUR, CITY - BALESHWAR
(BALASORE), ODISHA - 756056,
PH :756056-9437051944 / 9437285606.

734.* TEKNO INDIA (3666), D-2/9 INDUSTRIAL
AREA, O.T. ROAD, BALASORE-756 003,
(ORISSA),
PH :756001-9861034990 / 9437953595.

BARBIL

735.## INDU MOTORS (3241), IN FRONT OF UTKAL
AUTOMOBILES, JODA-BARBIL HIGHWAY,
BARBIL-758 035, (ORISSA),
PH :758035-9437718008 / 9861124660.

BARGARH

736.## CARSCAN (1164), PLOT - 1/1 INDUSTRIAL
ESTATE, RAILWAY STATION ROAD,
BARGARH-768 028,
PH :768028-9658010355.

BHUBANESWAR

737.## INDO JAPAN SERVICE (4936), PLOT NO. 18,
19, 30 & 31, BHAGABANPUR INDUSTRIAL
ESTATE, PO: PATRAPADA,
BHUBANESHWAR-752019, ORISSA,
PH :752019-9861095444.

CUTTACK

738.* AUTO MATES (426), BIJU PATNAIK CHHAK,
TULASIPUR, CUTTACK, ODISHA-753008,
PH :753008-9437020646.

739.* DURGA SERVICE CENTRE (427), NEAR
PALAMANDAP, BADAMBADI, PO - ARUNODAY
MARKET, DISTT - CUTTACK, PIN-753012,
PH :753012-9437025762.

DHENKANAL

740.## ANAND AUTOMOBILES (5449), ANAND
NAGAR,IN FRONT OF TARINI MANDIR ,
DISTRICT - DHENKANAL , PIN - 759001 ,
(ORISSA),
PH :759001-9437414972.

JHARSUGUDA

741.## AUTO MECHANIKA (2638), S.H.-10
BEHERAMAL, JHARSUGUDA-768 203,
ORISSA,
PH :768203-9040380001.

PARALAKHEMUNDI

742.## GANAPATI AUTOMOBILES (3178), B.
SITAPUR, PARALAKHEMUNDI, DIST.
GAJAPATI-761 200, (ORISSA),
PH :761200-9827176849 /
06815-322765/9583940023.

PURI

743.## URMILA MOTORS (5040), HERA GOHRI SAHI
CHOWK ,PURI -1, DISTRICT - PURI,
(ORISSA),
PH :752001-7008651960 / 7684837395.

SAMBALPUR

744.# ANITA AUTO CARE (4834), SALIA BAGICHA,
LIONS CLUB ROAD, KUMBHARPADA,
SAMBALPUR-768001 (ORISSA),
PH :768001-9861248403 / 9437068944.

SEMILIGUDA

745.## ASHUTOSH MOTORS (5035), MAIN ROAD.
NH-43., SEMILIGUDA, DISTRICT-KORAPUT,
(ORISSA),
PH :764036-9437405417 / 7978377160.

PONDICHERRY

KARAIKAL

746.## MARUTI TECH (2669),
NO.1,AKKARAVATTAM,NAGAORE MAIN ROAD
OPP TO ONGC,KARAIKAL-609604,
DISTRICT-KARAIKAL, PONDICHERRY,
PH :609604-7373788705 / 9842383125.

PUDUCHERRY

747.* A.P.P. MARUTI MOTORS (2670), PLOT NO.6
GUNDU SALAI ROAD, NATESAN NAGAR,
NEAR 100 FEET ROAD, PONDICHERRY-605
005,
PH :605009-7094449900 / 9894059004.

748.## MARUTI MISSION (5067), 60 RAGAVENDIRA
NAGAR,KAMARAJ SALAI, THATTANCHAVADY
PONDICHERRY, TINDIVANAM ROAD
PONDICHERRY-9, PONDICHERRY,
PH :605009-9786589000.

749.** S D K MOTORS (471), PLOT NO.12, 100 FEET
ROAD, OZHANDAI KEERAPALAYAM
MUDALIARPET, PONDICHERRY-605 004,
PH :605004-9843045689 / 413-2358540.

PUNJAB

AHMEDGARH

750.## GAHIR AUTOMOBILES (2877), LUDHIANA
MALER KOTLA ROAD, VILL. GOPALPUR CITY,
AHMEDGARH, (PUNJAB),
PH :148021-9417553627.

AJNALI

751.# VISHWAKARMA MOTORS (5666), NEAR
VIMAL DHARAMKANTA - AJNALI, DISTRICT -
FATEHGARH SAHIB, PUNJAB,
PH :147301-9814528084.

AMLOH

752.## BINDRA MOTORS (5844), NEAR DESH
BHAGAT COLLEGE SONTI, AMLOH,
DISTRICT-FATEH GARH SAHIB, PUNJAB,
PH :147203-98148 82000.

AMRITSAR

753.** HANSON AUTOMOBILES (1722), MAQBOOL
PURA, G.T. ROAD, AMRITSAR,
PH :143001-9815167669.

754.** JACKSON LUBRICANTS (364), 16 COURT
ROAD, NEAR RAVI GAS AGENCY,
AMRITSAR-143 001,
PH :143001-9814299944.

755.** KAPOOR'S KAR KARE (737), I/S MAHA
LAKSHMI, CALICO PRINTING MILLS, OLD
JAIL ROAD, AMRITSAR(PUNJAB),,
PH :143001-9814213113 / 9814705023.

756.* SAGGU SERVICE STATION (733), HIDE
MARKET, AMRITSAR-143 001 (PUNJAB),, ,
PH :143001-8968497779.

BANUR

757.## AMRIK SERVICE STATION (2433), PATIALA
ROAD, BANUR, DISTT. MOHALI(PUNJAB),
PH :140601-9815591325.

BARNALA

758.## GAURAV MOTORS (4962), DHANAULA ROAD,
BARNALA - 148101, DISTRICT SANGRUR,
PUNJAB,
PH :148101-9317512916 / 9888293969.

759.* PUNJAB MOTOR GARAGE (6222), DHANAULA
ROAD, BARNALA (PUNJAB), ,
PH :148101-9317512360.

BHADSON

760.## FRIENDS MOTORS (2233), NABHA ROAD,
BHADSON-147 202, DISTT. PATIALA,
(PUNJAB),
PH :147202-9815700778.

BHATINDA

761.## KRISHNA AUTOS (4571), 40FT ROAD
NAMDEV MARG NEAR INDRANI HOSPITAL
BATHINDA (PUNJAB) 151001,
PH :151001-9888671810.

762.** MODERN MOTORS (6234), OPP. T.V. TOWER,
MANSA ROAD, BHATINDA,
PH :151001-9814177075.

763.## SUPER AUTOMOBILES (6232), TINKONI,
GONIANA ROAD, BHATINDA,
PH :151001-9814036163.

BUDHLADHA

764.## JINDAL AUTOMOBILES (2147), NEAR
P.S.E.B., BHIKHI ROAD, BUDHLADA-151 502,
DISTT. MANSA,
PH :151502-9815516964.

DERABASSI

765.## BINDAL AUTOMOBILES (1248), CHANDIGARH
AMBALA ROAD, PARAS RAM MARKET, DERA
BASSI-140 507,
PH :140507-9914449711.

DHURI

766.## SHIV MOTORS (1962), NEAR SDM OFFICE,
SANGRUR ROAD, DHURI-148 024,
PH :148024-9872851068.

DINANAGAR

767.## D.S. MARUTI SERVICE STATION (3333), G.T.
ROAD, DINA NAGAR, DIST. GURDASPUR-143
531, (PUNJAB),
PH :143531-9814873101 /
9855111686/01875220686.

DIRBA

768.## PENTAGON MECHANICAL WORKS (2564),
JIND-SANGRUR ROAD, DIRBA, DISTT.
SANGRUR, (PUNJAB),
PH :148035-9876543400 / 9417520528.

DORAH

769.* FATEH MOTORS (2048), G.T. ROAD,
DORAH, (LUDHIANA),
PH :141421-9814031784 / 9814856789.

FAZILKA

770.## BAHL MOTORS (6229), ABOHAR ROAD,
FAZILKA-152 123, ,
PH :152123-9815700550.

FIROZPUR

771.## SUTLEJ AUTOMOBILES (3568), G.T. ROAD,
FEROZEPUR CANTT , PIN-152 001 (PUNJAB),
PH :152001-9417009985.

GIDDARBAHA

772.* JIWAN CAR CENTRE (3442), BHATINDA
ABOHAR, NATIONAL HIGHWAY,
GIDDERBAHA-152 101, DIST. MUKETSAR
(PUNJAB),
PH :152101-9779600086 / 8054300086.

GOINDWAL SAHIB

773.## DASS MOTORS (8941), KAPURTHALA
CHOWK, GOINDWAL SAHIB, DISTT.
AMRITSAR-143 429, (PUNJAB),
PH :143429-9914699121 / 9855687121.

GURDASPUR

** A-Category Mass : Free & paid Service, Major repairs & Accidental repairs

C-Category Mass : Free & paid Service & Minor repairs

* B-Category Mass : Free & paid Service & Major repairs

D-Category Mass : Free Service & Minor repairs

MARUTI AUTHORISED SERVICE STATION (MASS) (AS ON 31.03.2022)

774.* VUJAY SERVICE STATION (749), NEAR RAILWAY CROSSING, PATHANKOT ROAD, GURDASPUR, (PUNJAB), PH :143521-9814437637.

HOSHARPUR

775.## JOGINDER MOTORS (2268), BYE PASS TANDA ROAD, HOSHARPUR-146 001, . PH :146001-9803227000 / 9417019763.

JAGRAON

776.## DHALIWAL AUTOMOBILES (2035), NEAR AJANTA PETROL PUMP, G.T. ROAD, JAGRAON DISTT. LUDHIANA, (PUNJAB), PH :142026-9814318600.

JALANDHAR

777.## CITY POINT SERVICE STATION (4528), AVTAR NAGAR ROAD, BEHIND T.V. CENTRE, OPP HOTEL REGENT PARK, JALANDHAR, PH :144003-9779613576.

778.** KAAR KARES (725), G.T.ROAD, JALANDHAR, 144 001 (PUNJAB), PH :144001-9569295585 / 9464717117.

779.* KAPOOR MOTOR GARAGE (1649), OPP. SPORTS COLLEGE, KAPURTHALA ROAD, JALANDHAR CITY, PH :144623-9815040411.

780.* PUNJAB MOTOR GARAGE (1575), HMV CHOWK, NEW GRAIN MARKET ROAD, JALANDHAR CITY-144 008, PH :144008-9814675433 / 987224533/01812255233.

KAPURTHALA

781.## T.S. WALIA MOTORS (267), MANSOORWAL, JALLANDHAR ROAD, KAPURTHALA, PH :144601-9357211525.

KURALI

782.## V K MOTORS (8943), CHANDIGARH ROPAR ROAD, KURALI, DISTRICT SAS NAGAR (MOHALI), PUNJAB -140103, PH :140103-9814273873.

LALRU

783.## VIKAS MOTORS (2777), IOC PETROL PUMP, AMBALA CHANDIGARH ROAD, LALRU DISTT. PATIALA, PUNJAB, PH :140501-9888191444.

LUDHIANA

784.** PUNJAB AUTO CENTRE (6221), OPP TELEPHONE EXCHANGE, BHARAT NAGAR CHOWK, LUDHIANA-141 001, PH :141001-9855117003.

785.* REEHAL AUTOMOBILE SERVICES (1176), OPP. JAMALPUR POWER HOUSE, CHANDIGARH ROAD, LUDHIANA-141 010, PH :141015-9357110000.

786.## SATNAM MOTOR WORKSHOP (4533), OPP MILK PLANT, FIROZPUR ROAD, LUDHIANA, PH :141003-9855228591.

787.## STAR AUTOS (4650), JALANDHAR BY PASS, G.T. ROAD, LUDHIANA, PH :141012-9216844220.

788.## VISHAL AUTOMOBILES (1262), G.T. ROAD, DHOLEWAL, LUDHIANA-141 003, PH :141003-9815206060.

MALOUT

789.## DELHI MOTORS (6225), TINKONI CHOWK, BHATINDA ROAD, MALOUT-152107, PH :152107-9876074061.

MANDI GOBINDGARH

790.## NATIONAL MOTORS (1070), G.T. ROAD, NEAR P & S BANK, MANDI GOBINDGARH-147 301, PH :147301-9317862000.

MANSA (PUNJAB)

791.## LOVEKESH ENTERPRISES (2162), NEAR N.M. COLLEGE, MANSA-151 505, (PUNJAB), PH :151505-9216524143.

MOGA

792.* GURU NANAK MOTOR REP.WORK (732), G.T.ROAD, MOGA-142 001 (PUNJAB), . , PH :142001-9914121387.

MOHALI

793.** BENZ AUTO SCAN (5734), E-153,PHASE 7, INDUSTRIAL AREA -MOHALI, DISTRICT-MOHALI, PUNJAB, PH :160055-9876101806 / 9988823194.

794.** MOHALI MOTORS (756), C-55 INDUSTRIAL AREA, PHASE-VI, S.A.S. NAGAR, MOHALI-160 055, PH :160055-9781815959.

795.** SETHI MOTORS (4742), PLOT NO. E-159, INDUSTRIAL AREA, PHASE-7, MOHALI, PUNJAB, PH :160055-9814307002.

796.## UNIPOINT (5043), PLOT NO.593., INDUSTRIAL AREA PHASE-IX.MOHALI., DISTRICT - MOHALI, (PUNJAB), PH :160062-7814402838 / 7837975575.

MORINDA

797.## SONY MOTOR PALACE (1077), SIRHIND ROAD, MORINDA-140 101, . , PH :140101-9815612477 / 0160-2630983,2630034.

MUKERIAN

798.* MARSHAL SALES CORPORATION (5251), NEAR RADHA SOAMI SATSANG, PATHANKOT ROAD, MUKERIAN - 144211, DISTRICT HOSHARPUR,PUNJAB, PH :144211-8283835926 / 8283835925.

799.## NEW MODERN AUTOMOBILES (4437), G.T. ROAD, MUKERIAN, PUNJAB, PH :144211-9463292013.

MUKTSAR

800.## MALWA MARUTI CENTRE (4764), OPP GOVT COLLEGE KOTKAPURA ROAD, MUKTSAR, PUNJAB, PH :152026-9814622081.

NAKODAR

801.## MEHTA MOTORS (3531), KHADDAR BHANDAR ROAD, NAKODAR-144040, PH :144040-9815600082.

PATIALA

802.** PARAS MOTORS (4778), PLOT NO. 25-A, NEAR HOTEL FLYOVER FACTORY AREA, PATIALA-147001, PUNJAB, PH :147001-9814089861 / 9914222899.

803.## RAJINDRA MOTORS (8924), C-177, INDUSTRIAL FOCAL POINT, PATIALA, PUNJAB, PH :147003-9316200335 / 9814653333/01752233951.

PATTI

804.## ANU AUTOMOBILE (2747), AMRITSAR ROAD, NEAR RADHA SWAMI SATSANG, PATTI DISTT. AMRITSAR, (PUNJAB), PH :143416-8575210003 / 98144330840.

PHAGWARA

805.## SWAMI MOTORS (3774), (PAMMI W/SHOP), OPP. B.N. DUGGAL PETROL PUMP, G.T. ROAD, PHAGWARA DIST. KAPURTHALA, PH :144401-9815107989.

QADIAN

806.# HI-TECH AUTOMOBILES (4945), VILL NATHPUR BATALA ROAD, QADIAN-143516, DISTRICT-GURDASPUR, PUNJAB, PH :143516-9877510294.

RAIKOT

807.## RANA SUPREME MOTOR GARAGE (3732), NEAR GURUDWARA TALIANA SAHIB, BARNALA BYE PASS ROAD, RAIKOT, DISTT. LUDHIANA (PUNJAB), PH :141109-9814265791 / 9878665791.

RAJPURA

808.## NOOR MOTORS (3045), PATIALA ROAD, RAJPURA-140 401, (PUNJAB), PH :140401-9814507867 / 9855421786.

RAMPURAPHUL

809.## BALAJI AUTOMOBILES (4443), BARNALA ROAD, RAMPURA PHUL-151103, DISTT BHATINDA, PUNJAB, PH :151103-9417172671.

810.## VIRDI MOTOR GARAGE (3046), BARNALA ROAD, RAMPURAPHUL-151 103, DISTT. BATHINDA, (PUNJAB), PH :151103-9872874175.

SAMANA

811.* CITY MOTORS (1867), P.B.NO.11, MAIN ROAD, SAMANA-147 101, DISTT. PATIALA (PUNJAB), PH :147101-9814221981.

SANGRUR

812.** RAKESH MARUTI SERVICE (6325), JIND - DELHI ROAD, NEAR E.S.I. DISPENSARY, SANGRUR-148 001, PH :148001-9815103944 / 9814064202.

813.## SANGRUR MARUTI CENTRE (1632), PATIALA ROAD, OPP. MILITARY CAMPUS, SANGRUR-148 001, (PUNJAB), PH :148001-9417510111 / 7696416564.

SIRHIND

814.## BADRI DHAM CAR SERVICE (1062), G.T. ROAD, SIRHIND-140 406. , PH :140406-81467 11946.

815.## MALHOTRA MOTORS (4657), OPP. INCOME TAX OFFICE, SIRHIND, DISTT FATEHGARH SAHIB, PUNJAB, PH :140406-9815844008.

SULTANPUR LODHI

816.## HANDA MOTORS (2776), TALWANDI ROAD, SULTANPUR LODHI, DISTT. KAPURTHALA, (PUNJAB), PH :144626-9815623392.

SUNAM

817.## SUNAM AUTOMOBILES (3924), PATIALA ROAD, NEAR OCTROI POST, SUNAM, DISTT. SANGRUR, PH :148028-9417076315 / 9969976756.

TANDA

818.## MALWA AUTO CARE CENTRE (2073), G.T. ROAD BY-PASS, TANDA, DISTT. HOSHARPUR, (PUNJAB), PH :144204-9814392103.

ZIRA

** A-Category Mass : Free & paid Service, Major repairs & Accidental repairs

C-Category Mass : Free & paid Service & Minor repairs

* B-Category Mass : Free & paid Service & Major repairs

D-Category Mass : Free Service & Minor repairs

MARUTI AUTHORISED SERVICE STATION (MASS) (AS ON 31.03.2022)

819.##	NEW AUTOMOBILES (5477), NEAR BYE PASS, FEROPUR ROAD, ZIRA, TEHSIL ZIRA, DIST. FEROPUR, PUNJAB - 142047, PH :142047-9463240231 / 1682500231.	827.**	CLASSIC MOTORS (2348), DEEG ROAD, KUMHER GATE, BHARATPUR-321 001, (RAJASTHAN), PH :321001-9414026545 / 9413188341.	DAUSA	847.**	JAI SHRI RAM AUTO SERVICE CENTRE (1140), OPP. SHYAM NAGAR TURN, MAIN AJMER ROAD, SODALA JAIPUR, RAJASTHAN, PH :302019-0141-2222141/9829853330/9587464 441 / 9829101001.
RAJASTHAN						
ABU ROAD						
820.##	UNIQUE MOTORS (4923), MOUNT ROAD, AKRABHATTA, ABU ROAD-307 510, (RAJASTHAN), PH :307010-9929177781 / 9413477781.	BHILWARA		DHAULPUR		
		828.##	NATIONAL SERVICE CENTER (4761), SANGANER COLONY, KOTA ROAD, BHILWARA-311001, RAJASTHAN, PH :311001-9829120285.	838.**	NARAYAN MOTORS (3345), G.T. ROAD, DHOLPUR, (RAJASTHAN), PH :328001-05642240011/ 9414027335 / 9772724444.	
		829.*	QUICK SERVICES (3473), SABUN MARG, PURAN DAS JI KI BAGICHEE, BHILWARA-311 001, PH :311001-01482-223456/9414144046.	839.##	NARSING SERVICE CENTRE (3074), NEAR JAGDISH TALKIES, BARI ROAD, DHOLPUR-328 001, (RAJASTHAN), PH :328001-9414026820 / 9461026820.	
AJMER		BHINIMAL		DIDWANA		
821.##	ASHOK AUTOMOBILES (1121), BYEPASS ROAD, PARVATPURA, IND.AREA, AJMER (RAJASTHAN), PH :305002-0145-2695233/0145-2695076/982908 7166 / 9829087166.	830.##	GURJAR MOTORS (5567), RAMSIN ROAD,OPP PRADEEP PETROL PUMP, BHINMAL, DISTRICT - JALOR, RAJASTHAN, PH :343029-9414374962 / 7568912764.	840.##	SANTOSH AUTOMOBILES (5450), SANTOSH ATUOMOBILES ,KUCHAMAN ROAD , DIDWANA , DISTRICT - NAGAUR , (RAJASTHAN), PH :341303-9828833363 / 9672998383/01580-294295.	
ALWAR		BHIWADI		DUDU		
822.##	POOJA MOTORS (5439), POOJA MOTORS,NEAR AMARNATH PETROL , PUMP,DELHI ROAD ,MUNGSKA - ALWAR , DISTRICT - ALWAR , RAJASTHAN, PH :301001-9414640279/0144-2700921/0144-237 1382 / 9414507058.	831.##	WHEEL-O-CITY (4246), E-7D (A) PHASE-1, NEAR RIICO CHOWK, BHIWADI, RAJASTHAN, PH :301019-01493-225555/01493-290962/988709 9874.	841.##	NEETA AUTOMOBILE (4855), C/O NEW JAIN GUEST HOUSE, NH-8, JAIPUR AJMER ROAD, DUDU, RAJASTHAN, PH :303008-9667031098 / 9829131783.	
		BIKANER		JAIPUR		
823.##	VERTEX AUTOMOBILES PVT. LTD. (1944), CHANDUKA BHAWAN, SWARG ROAD, ALWAR-301 001, PH :301001-0144-2335733/0144-2342117/982823 3299 / 9929641020.	832.##	GENERAL AUTOMOBILES (1123), RANI BAZAR, RAIWAY CROSSING, BIKANER (RAJASTHAN), PH :334001-0151-2200338/0151-2549072/941338 9352.	842.##	A 1 MOTORS (4856), D-28 MALVIYA NAGAR., INDUSTRIAL AREA JAIPUR., DISTRICT - JAIPUR , RAJASTHAN, PH :302017-9414047628.	
BARMER		833.##	VISHI MOTORS (5559), PLOT NO 55(A) J.A. RANI BAZAR-BIKANER, DISTRICT - BIKANER, RAJASTHAN, PH :334001-98290-27128 / 9414127918.	843.*	AMGI AUTOMOBILES (1938), AIRPORT CIRCLE, KOTA ROAD, JAIPUR-302 011, PH :302011-9828012009.	
824.*	VEW SERVICE (1238), S-181 & 182, RIICO, BARMER-344 001, (RAJASTHAN), PH :344001-9460158584/02962-223329 / 9410158584.	BUNDI		844.##	AUTONITY JAIPUR (4852), GOPALPURA BYPASS, DELHI KISHANGARH, HIGHWAY JAIPUR, DISTRICT - JAIPUR - 302019, RAJASTHAN, PH :302019-9784377503.	
BASSI		834.##	SHRI JI MOTORS (2174), OPP. KUMBHA STADIUM, KHOJA GATE, BUNDI, (RAJASTHAN), PH :323001-9990270676 / 9414175255.	845.**	AUTONITY VKIA (8927), PLOT NO.6, GIRDHAR COLONY, SIKAR ROAD, JAIPUR-302 013, PH :302013-0141-2232790/0141-3293308/931450 5031.	
		CHOMU		846.##	J.K. AUTOMOBILES (2058), 38 SUSHILPURA, AJMER ROAD, JAIPUR-302 007, PH :302007-7976448538/0141-2810500 / 9928300666.	
		835.##	SHREE LAXMI MOTORS (3072), MORIJA ROAD, CHOMU, JAIPUR-303702, (RAJASTHAN), PH :303702-9828160281.			
BEHROR		CHURU				
826.##	K.L. INTERNATIONAL AUTOMOBILES (1763), DELHI JAIPUR HIGHWAY, VILLAGE DHAMI, P.O. KANKARDOPA, TEHSIL BEHROR DIST. ALWAR (RAJASTHAN), PH :301701-01492-221396/9414014603 / 9414014603.	836.*	ABS MOTORS (2978), JAIPUR ROAD, CHURU-331 001, (RAJASTHAN), PH :331001-01562-252333/01562-257333/966767 2324 / 8387915333.			
BHARATPUR						
				JAISALMER		

** A-Category Mass : Free & paid Service, Major repairs & Accidental repairs

C-Category Mass : Free & paid Service & Minor repairs

* B-Category Mass : Free & paid Service & Major repairs

D-Category Mass : Free Service & Minor repairs

MARUTI AUTHORISED SERVICE STATION (MASS) (AS ON 31.03.2022)

858.## R.R. AUTOMOBILES (1473), OPP. GEETA ASHRAM, JAISALMER-345 001, (RAJASTHAN), PH :345001-8619638276 / 8619638276.

JHUNJHUNU

859.## VISHWAKARMA AUTOMOBILES (3071), HPC DEALER, RANI SATHI ROAD, JHUNJHUNU-333 001, (RAJASTHAN), PH :333001-9461058839 / 9414081449.

JHUNJHUNUN

860.## DADHIMATI MOTORS (1648), OPPOSITE RSEB OFFICE, BAGAR ROAD, JHUNJHUNU, (RAJASTHAN), PH :333001-9587007122 / 8290897056.

JODHPUR

861.## DEORA MOTORS (5353), UPPER UNDER BRIDGE ,PAOTA 'C' ROAD, JODHPUR, DISTRICT - JODHPUR, RAJASTHAN, PH :342006-9829026069 / 07822922707.
862.* P.D. MOTORS (3340), NATIONAL HIGHWAY NO. 62, NEW PALI ROAD, NEAR JHALAMAND CIRLCE, JODHPUR, RAJASTHAN - 342005., PH :342005-0291-2724485/0291-2722495/982897 4601.

KALWAR

863.## ROLANIYA MOTORS (5554), KALWAR MAIN TIRHIA ,NEAR KHARBAS, NEAR PETROL PUMP,JHOTWARA ROAD, DISTRICT - KALWAR, RAJASTHAN, PH :303706-9983111634 / 9829055634.

KISHANGARH

864.## RADHA SWAMI AUTOMOBILES (440), NEAR AJMER ROAD - BUS STAND,

, KISHANGARH., DISTRICT AJMER, RAJASTHAN , PH :305801-9252059798 / 9252059798.

KOTA

865.## FRIENDS AUTOMOBILES (3679), KOTA BUNDI ROAD, NH 12, OPP. HOTEL MENAL RESIDENCY, KOTA, PH :323021-9829529479 / 7732991022.

KOTPUTLI

866.## VIKAS MARUTI SERVICE CENTRE (4970), NH-8, NEAR MEENA GAS AGENCY GODOWN, KOTPUTLI - 303108, RAJASTHAN, PH :303108-9929383045.

KUCHAMAN

867.## DALUKA AUTO SALES (4565), NEARBY SHARDA PALACE HOTEL, KUCHAMAN BYE PASS., KUCHAMAN CITY, 341508, PH :341508-9414433240 / 9214514732/01586-220215.

MAKRANA

868.## GEHLOT MOTORS (454), OPPOSITE TO G.S.S, MANGLANA ROAD, MAKRANA, RAJASTHAN, PH :341505-9829024687 / 01588-243076/01588-243576.

MERTA

869.## DELUX CAR SERVICE CENTRE (3856), KUCHERY ROAD, MERTA CITY, DISTT. NAGAU, PH :341510-9414004543 / 9460066196.

NAGAU

870.* CLASSIC AUTOMOBILES (1179), DIDWANA ROAD, (DELHI GATE), NAGAU-341 001, (RAJASTHAN), PH :341001-9672501234 / 8094957777/01582-242646.

NEWAI

871.## HEENA MOTORS (5568), NEWAI BYEPASS ,NEAR JHILAY MOAD, NEWAI, DISTRICT - TONK, RAJASTHAN, PH :304021-9414228066 / 9887777208.

PILANI

872.## MARUTI CARE CENTRE (3073), RAJGARH ROAD, SHANTI NAGAR, PILANI DISTT. JHUNJHUNU, RAJASTHAN-333 031, PH :333031-01596-297021 / 9414082232.

PINDWARA

873.## RUNEJA MOTORS (5758), NH 14,OPP PATNAIK MIDWAYA , PINDWARA-307022, DISTRICT-SIROHI, RAJASTHAN, PH :307022-9610451492 / 9610451491.

RAJSAMAND

874.## VIPUL AUTOMOBILES (2170), NH -8, BHAGWANDA , BEHIND GOVT. PRIMARY SCHOOL, , RAJSAMAND, RAJASTHAN, PH :313333-02952-294420, 9929177781 / 9413477781.

RAWATBHATA

875.## APNA MARUTI GARAGE (5940), OPP. RAM TEKRI MANDIR,PRATAP MARKET, MAIN ROAD,RAWATBHATA-323305, DISTRICT-CHITTORGARH, RAJASTHAN, PH :323305-9413504447/9413356634 / 9413010400.

SIKAR

876.** RAJ AUTOMOBILES (5534), SUSHIL TRADING CO. STATION ROAD, SIKAR, DISTRICT - SIKAR, RAJASTHAN, PH :332001-01572-240721/01572-240722/941403 9783.

SRI MADHOPUR

877.## BHARAT MOTORS (5757), WARD NO 4,BYE PASS ROAD , SRI MADHOPUR-332715, DISTRICT- TONK, (RAJASTHAN), PH :332715-9251377020.

SRIGANGANAGAR

878.## ROHIT UDYOG (1132), 75 K-BLOCK, SRIGANGANAGAR, , PH :335001-9414093565/0154-2474823 / 7976731470.

SUJANGARH

879.## SHRI CHARBUHAJ MARUTI (4924), LANDU ROAD, SUJANGARH, DISTRICT-CHURU, RAJASTHAN, PH :331507-9828118827 / 8005838926.

SURATGARH

880.## ROHIN SERVICE STATION (2646), N.H.15 BIKANER ROAD, OPP. G.S.S. POWER HOUSE, SURATGARH-335 804, (RAJASTHAN), PH :335804-01509-222514/9413377914 / 9413377914.

TIJARA

881.## M D MOTORS (5875), ALWAR ROAD,NEAR BOLLYWOOD FARM, TIJARA-, DISTRICT-ALWAR, RAJASTHAN, PH :301411-9351607080.

TONK

882.## SUMIT MARUTI (4566), G 1 – 103, RIICO INDUSTRIAL AREA, JAIPUR ROAD, TONK-304001, RAJASTHAN, PH :304001-9214494900 / 8769251886.

UDAIPUR (RAJASTHAN)

883.** ALOK AUTOMOBILES PVT. LTD. (1977), B.N. COLLEGE PREMISES, OPP. DALAL PETROL PUMP, SEVASHRAM ROAD, UDAIPUR, PH :313001-9414166305.

884.** SHREE SAI CAR CARE (2376), PUNJAWATI, PULLA, UDAIPUR-313 001, PH :313001-9414167605 / 9928388452.

TAMIL NADU

AMBUR

885.## MARUTHI MOTORS (2864), 10-C M.C. ROAD, AMBUR-635 802, (TAMIL NADU), PH :635802-04174-244880/9443637645.

ARAVAKURICHI

886.# GOWRI MARUTI (5570), OPPOSITE IOCL PETROL PUMP,NH-7, ARAVAKURICHI, DISTRICT - KARUR, TAMILNADU, PH :639201-9994818043.

ARCOT

887.## HARI AGENCIES (468), #27, ANNA SALAI, ARCOT , TAMIL NADU -632503, PH :632503-4172-234050/9442225070.

ATTUR

888.## GANESAA MOTORS (4538), 1/1-D ARANGA BALA NAGAR, SALEM CUDDLORE MAIN ROAD, NARASINGARAM, ATTUR-636108 (TAMIL NADU), PH :636108-9443273866.

AVINASHI

889.## K.P.K AUTOMOTIVE (5547), SF NO.460/2,TIRUPPUR MAIN ROAD, AVINASHILINGAMALAYAM,AVINASHI-641654, DISTRICT-COIMBATORE, TAMILNADU, PH :641654-9443301732 / 9003917784.

BHAVANI

890.## CAR ZONE AUTO SERVICE (5332), METTUR MAIN ROAD , NATARAJAPURAM BHAVANI, DISTRICT - ERODE , TAMILNADU, PH :636301-9842085670 / 9443693934.

CHENGLEPUT

891.## AMMA AUTOMOBILES (2941), 57-A/1 THIRUKAZHUKUNDRAM ROAD, CHENGALPATTU-603 002, (T.N.), PH :603002-44-27421059/8012518012/73730380 42.

CHENNAI

892.## ABIRAMI MOTORS (5131), 6,ANNA NEDUMATHAI , CHOOLABEDU, CHENNAI-600094, TAMILNADU, PH :600094-9840017558.

893.## AUTO TECH (3445), NO.6 G.S.T. ROAD, KAMATCHI COLONY, SANATORIM, CHENNAI-600 040, PH :600047-9941019455 / 9710011888.

894.* EASVARI MOTORS PRIVATE LIMITED (1431), W-110 ANNA NAGAR, CHENNAI-600 040, , PH :600010-9840855655 / 9840820212.

895.## KARS KARE SERVICE CENTRE (2579), 648 T.H. ROAD, TONDIARPET, CHENNAI-600 081, PH :600081-9841097259 / 7299912055.

** A-Category Mass : Free & paid Service, Major repairs & Accidental repairs

C-Category Mass : Free & paid Service & Minor repairs

* B-Category Mass : Free & paid Service & Major repairs

D-Category Mass : Free Service & Minor repairs

MARUTI AUTHORISED SERVICE STATION (MASS) (AS ON 31.03.2022)

896.**	MARUTI NEEDS (2531), NO.2 PARK ROAD, PADI, CHENNAI-600 050, PH :600050-9940099500.	COONOOR	918.##	SRI VINAYAKA MOTORS (3848), 5/2C/1 (OPP TAMIL NADU HOTEL), BYE PASS ROAD, HOSUR, PH :635109-9443245096 / 9442145096.	927.##	SRI SAKTHI MOTORS (4330), #7/228, PULIYAMPETTAI, MAYILADUTHURAI MAIN ROAD, KUMBakonAM, TAMILNADU -612103, PH :612103-9443131513.				
897.**	NSK MARUTI (4975), 2/547, EAST COAST ROAD, NEELANKARAI, CHENNAI, TAMIL NADU, PH :600115-9841047232.	908.##	SHANTHI AUTO CARE (6054), FIGURE OF 8 ROAD, COONOOR-643101, NILGRIS, (TAMIL NADU), PH :643101-9443273888.	KALPAKKAM	MADURAI					
898.**	O.M.S. MOTORS (P) LTD. (2140), NO.27 VELACHERY MAIN ROAD, RAM NAGAR NORTH, MADIPAKKAM, CHENNAI-600 091 (TAMIL NADU), PH :600091-9444081390 / 9962735550.	CUDDALORE	909.##	SUNTAR AUTOS (2134), KTR BUILDINGS, CHIDAMBARAM ROAD, CUDDALORE-607 002, PH :607002-9842345690.	919.#	MARUTI MOTORS (4253), SURVEY 309/5-A, PUDUPATTINAM VILLAGE PANCHAYAT, THIRUKALUKUNDRAM TALUKA, KANCHEEPURAM, KALPAKKAM-603102, PH :603102-9443366535.				
899.*	P.A. SERVICE STATION (2346), NO. 1 GOVINDARAJ ALUMEL AMMAL NAGAR, NEAR 100 FEET ROAD, AGRAHARAM, KORATTUR, CHENNAI-600 076, PH :600076-9840378025.	CUMBUM	910.##	SRI BALAJI MOTOR WORKS (3139), 221-A 1/3 THENI ROAD, NEAR REGULATED MARKET, UTHAMAPURAM, CUMBUM-625 516, PH :625516-9994169309.	KANCHEEPURAM	928.##	FRIENDLY MOTORS (3141), 32 PALAM STATION ROAD, NEAR LIC BUS STOP, SELLUR, MADURAI-625 002, PH :625002-9842714047.			
900.**	SWAMY AUTOMOBILES (456), 23 CASA MAJOR ROAD, EGMOORE, CHENNAI-600 008, PH :600008-9840891916.	DINDIGUL	911.*	MAGNUM MOTORS (1241), MEENACHINAICKEN PATTY, NH-7 BYE- PASS ROAD, DINDIGUL-624 002, (TAMIL NADU), PH :624002-9842231340.	920.*	SVS MARUTI SERVICE CENTRE (5466), NO1 MILITARY ROAD, SEVILIMEDU, OPP BRINDAVANAM NAGAR, KANCHIPURAM, TAMILNADU 631501, PH :631501-9994332290 / 9043032290.	929.##	SHALOM MOTORS (4629), THENI MAIN ROAD, ACHAMPATHU, NEAR BHARAT PETROLEUM, MADURAI-625019, PH :625019-8754033244 / 9442058155.		
901.*	VAISHALI MOTORS (4529), 4/577 RAJIV STREET, OLD MAHABALIPURAM ROAD, KOTTIVAKAM, CHENNAI-600041, PH :600041-9840138888.	ERODE	912.**	SRI KRISHNA AUTOMOBILE ENTERPRISES (2320), 560 CAUVERY ROAD, ERODE - 638003, , PH :638003-9842721805 / 9095222209.	KANGAYAM	MADURANTHAKAM	930.##	MARUTHI MOTORS (6036), NO.33,G.S.T. ROAD,KARUNGUZHAI, MADURANTHAKAM-603303, DISTRICT-KANCHIPURAM, TAMILNADU, PH :603303-9443354073 / 9894995050.		
902.*	WHEELS AUTO (469), 40 KASTURIBA NAGAR, 1ST CROSS ROAD, ADYAR, CHENNAI-600 020, PH :600020-9840138888.	913.**	SRI SAKTHI CARE (8937), 13, NGGO COLONY MAIN STREET, ERODE, TAMILNADU, 638009, PH :695011-9597726311.	KARAUKUDI	921.##	SRI ARUN CAR CARE (3949), COIMBATORE ROAD, NEAR IBP PETROL BUNK, KANGAYAM - 638701, PH :638701-9443329526.	MAYILADUTHURAI	931.##	R.M.S. MARUTI AUTO (2237), 53/54 MAHADHANA STREET, MAYILADUTHURAI-609 001, (TAMIL NADU), PH :609001-9842922685.	
CHIDAMBARAM		GADALUR	914.##	GREENWAY MARUTI SERVICE CENTER (5471), KALAMPUPZHAD.O. NO 12/59-3, GUDALUR, DISTRICT - NILGIRLS, TAMILNADU, PH :643212-9443603815 / 9443063240.	KARUMATHAMPATTY	922.##	SURABI MOTORS (2340), NO.11 TRICHY MAIN ROAD, (NEAR RAILWAY CROSS), SRIRAM NAGAR, KOTAIYUR, KARAUKUDI-630 001, PH :630106-9443351484 / 9585541891.	NAGAPATTINAM	932.*	MARUTI-TECH (1671), PUTHUR ROUNDANA E C R ROAD, NAGAPATTINAM, , PH :611001-9842653718.
903.##	HI-TECH MARUTI (3231), NO.45,SITHIVEL NAGAR,SALIYANTHOPPU , BYE PASS ROAD,CHIDAMBARAM-608001 , DISTRICT-CUDDALORE , TAMILNADU, PH :608001-9585538671 / 9445298590.	GOBICHETTIPALAYAM	915.##	HI-TEC AUTO GARAGE (2426), 426,ASIRIYAR NAGAR, KULLAMPALAYAM POST , ERODE MAIN ROAD, GOBICHETTYPALAYAM-638 476, PH :638476-9842447725.	KARUR	923.##	SIVAN MOTORS (3832), OPP IBP NH47, NEAR KONGU VELLALAR SCHOOL, KARUMATHAMATTY, PH :641659-9842231819 / 9952153665.	NAGERCOIL	933.*	SRI GANAPATHI MOTORS (1629), NO.12 JAWAHAR STREET, R.V. PURAM, NAGERCOIL-629 001, PH :629001-9345322333.
COIMBATORE		HOSUR	916.##	AUTO SCAN (2070), 58-B BANGALORE ROAD, HOSUR-635 109, (TAMIL NADU), PH :635109-8122904091.	KARVILPATTI	924.**	SRI SAKTHI AUTO CARE (2532), 3/291 COVAI ROAD, VADIVEL NAGAR L.N.S. POST, KARUR-639 002, (TAMIL NADU), PH :638009-9842426585.	NAMAKKAL	934.##	ARUNA MOTORS (1461), MARUTI SERVICE CENTRE, OPP. N.S.R. BUILDING, SALEM MAIN ROAD, NAMAKKAL-637 001, PH :637001-9842775761.
904.##	GURU AUTO GARAGE (4965), 2/98, IRUGUR ROAD, NEAR BSNL OFFICE, CHINNAMPALAYAM, COIMBATORE, TAMIL NADU, PH :641062-9843256247 / 9843956247.	917.**	BALAJI MOTORS (5136), PLOT NO.11 MARUTHI NAGAR, NEAR T.V.S. AGENCIES(T V S SHOWROOM), KRISHNAGARI MAIN ROAD- HOSUR, TAMILNADU, PH :635109-9842755402.	KOVILPATTI	925.##	CLASSIC AUTOMOBILES (6037), 3/531 – B, TIRUNELVELI TO MADURAI BYPASS ROAD, NH-7, INAM MANYIACHI, KOVILPATTI, TAMIL NADU– 628502., PH :628502-9442552000.	PALLADAM	935.##	CHENDU MOTORS (4333), KALIVELAMPATTI PIRIVU, TRICHY ROAD, PALLADAM-641662, COIMBATORE DIST, PH :641662-9842225058 / 9894725058.	
905.##	LOTUS AUTOMOBILES (4758), 1647-A AVINASHI ROAD, HOPE COLLEGE, PEELAMEDU, COIMBATORE-641004 (TAMILNADU), PH :641004-9842265133.			KRISHNAGIRI	926.##	THIRUTHANIGAI MOTORS (2427), SALEM-CHENNAI BYE PASS ROAD, KRISHNAGIRI-635 001, (TAMILNADU), PH :635001-9842129890.	PALLAVARAM	936.*	VBK MOTORS (4463), OLD NO. 99, NEW NO. 91, G.S.T ROAD, ALVITONE ESTATE, (BEHIND LAKSHMI THEATRE), PALLAVARAM, CHENNAI-600043, PH :600043-9841425030.	
906.*	SOUTH INDIA MOTORS (MARUTI) (4752), 9A/3 AVINASHI ROAD, NEAR KMCH POLICE CHECK POST, CIVIL AERODROME POST, SITRA, COIMBATORE-641014 (TAMIL NADU), PH :641014-9843027601 / 9843315065.			KUMBakonAM			PARAMAKUDI			
907.##	TDK AUTOMOBILES PVT. LTD. (160), 9A NEHRU STREET, B.R. PURAM AVINASI ROAD, PEELAMEDU, COIMBATORE-641 004, PH :641004-9952300666.									

** A-Category Mass : Free & paid Service, Major repairs & Accidental repairs

C-Category Mass : Free & paid Service & Minor repairs

* B-Category Mass : Free & paid Service & Major repairs

D-Category Mass : Free Service & Minor repairs

MARUTI AUTHORISED SERVICE STATION (MASS) (AS ON 31.03.2022)

937.# SIVA AUTOMOBILES (4542), NEAR SRIKUMARA SUBRAMANIYA SWAMY TEMPLE, OPP FIRE STATION, MADURAI RAMESWARAM ROAD, PARAMAKUDI-623707 RAMNAD DIST, PH :623707-9388405305.

PARAMATHIVELUR

938.## RADHA CAR CARE (5828), NO 96/1,BYE PASS ROAD,VETTUKATTU PUDAR, PIRIVUR ROAD,PARAMATHIVELUR-638182, DISTRICT-NAMAKKAL, TAMILNADU, PH :638182-8608090140.

PERUNDURAI

939.## PRIYAM AUTOMOBILES (3036), 139 KOVAI MAIN ROAD, PERUNDURAI-638 052, (TAMIL NADU), PH :638052-9095099999 - 9842701371.

POLACHI

940.* J D & COMPANY (6055), COIMBATORE ROAD, POLLACHI-642 002, , PH :642002-9443565785 / 9443172635.

RAJAPALYAM

941.## RAJA MOTORS (4128), 52/ A, SRI JANAKIRAM MILLS ROAD, SRIVILLIPUTTUR MAIN ROAD, RAJAPALAYAM, VIRUDHUNAGAR- 620117, PH :626117-7094597178.

RASIPURAM

942.## ROYAL AUTO CARS (4052), 5/120 NH-7, SALEM MAIN ROAD, NEAR TSTC DEPOT, MUTHUKALIPATTI POST, RASIPURAM TALUK, NAMAKKAL DISTRICT-637408, PH :637401-9443230339 / 9942552744.

RED HILLS

943.## UNIQUE CAR CARE (5868), NO.54, FIRST STREET, MANIKANDAPURAM, MTH HIGH ROAD, THIRUMULLAIVOYAL, CHENNAI, TAMILNADU - 600062, PH :600062-9500056658/9841059295.

SALEM

944.## MEENATCHI AUTO (2940), 57 KALARAMPATTY MAIN ROAD, (NEAR DEVI THEATRE), SALEM-636 015, (T.N.), PH :636015-9443201001/ 9976601001 / 8667598711.

945.** NATSUN MOTORS (6029), NO.220,BANGALORE BYE PASS ROAD (NH-7), KODALAMPATTY,SALEM-636010, DISTRICT-SALEM, TAMILNADU, PH :636005-9842704499 / 9788497788.

SANKAGIRI

946.## TECH ZONE AUTO SERVICE (2640), 10/78 BHAVANI MAIN ROAD, (NEAR ERODE PIRIVU), SANKAGIRI SALEM DISTT., PIN-637 303, PH :637303-9942444753/ 9842651158 / 9842701599.

SANKARANKOIL

947.## RAJA MOTORS (4555), RALAPALAYAM ROAD, OPPOSITE TO LIC BUILDING, SANKARANKOIL-627756, PH :627756-9994409363.

TENKASI

948.## CARE ZONE (3766), 5/164(1) KUTHUKKAL VALASAI, MADURAI ROAD, TENKASI-627 811, (TAMIL NADU), PH :627811-9842133134 / 7373737699.

THANJAVUR

949.## R K P MOTORS (5238), 121/7.THANJAVUR KUMBAKONAM, HIGHWAY PALLIAGRAHARAM, THANJAVUR, TAMILNADU, PH :613003-9751125555 / 9563525555.

THENI

950.## SATHURAGIRI MOTOR WORKS (1650), 3-1-31 TO 36, CUMBUM ROAD, THENI-625 531, (TAMIL NADU), PH :625531-9047033678.

TIRUNELVELI

951.## FRIENDS INDIA AUTO CLINIC (5030), NO.16 D.BYE PASS ROAD, VANNARAPETAJ, TIRUNELVELI 627003, TAMILNADU, PH :627003-9786606111 / 8608862725.

TIRUPUR

952.** LAKSHMI MOTORZ (2461), 4/146 PALLADAM ROAD, OPP. LAKSHMI KALYANA MANDAPAM, TIRUPUR-641 604, (T.N.), PH :641605-9842377959 / 7598486933.

TRICHY

953.* VYTHES MOBILE PARK (443), 8/6 TANJORE ROAD, THIRUCHIRAPALLI-620 008, , PH :620008-6383353727.

UDAMALAPET

954.* S.R.K. MOTORS (1456), C-109 GANDHI NAGAR, UDAMALAPET-642 154, COIMBATORE (DT.), (TAMIL NADU), PH :642126-9843011520.

VELLORE

955.* MARUTI AUTO SERVICE (2844), 106 (OLD NO.: 78), KATPADI ROAD, GANDHI NAGAR, VELLORE-632 006 (T.N.), PH :632006-9843093422.

VILLUPURAM

956.## RAGAVENDRA MOTORS (2361), 2/3 MADRAS TRUNK ROAD, VILLUPURAM-605 602, (TAMIL NADU), PH :605602-9244555860.

VRIDDHACHALAM

957.# VISHWA MARUTI CARE CENTER (8934), NO412,PERIYAR NAGAR (NEAR FIRE SERVICE S, STATION)VRIDDHACHALAM - 606001 , DISTRICT - CUDDALORE , (TAMILNADU), PH :606001-9842246092.

TELANGANA

ADILABAD

958.## MAHA LAXMI AUTOMOTIVES (2240), NH# 7 OPP. H.P. PETROL BUNK, TIRUPALLY, ADILABAD-504 001, (A.P.), PH :504 001-9000345313 / 08732-213919.

BHADRACHALAM

959.## SRI VENKATARAMANA AUTO CARE (2831), MARUTI SERVICE STATION, OPP. COLLEGE GROUNDS, GOLLAGATTA ROAD, BHADRACHALAM-507 111 (A.P.), PH :507111-9290792269.

GAJWEL

960.# VIJAY MOTORS (4864), HYDERAAD ROAD, STATE HIGH WAY FROM HYDERABAD, TO KARIMNAGAR, PREGHAPUR - GAJWL, ANDHRA PRADESH, PH :502278-9849883665 / 8454233028.

HYDERABAD

961.## ARYAN MOTORS (3264), D.NO.17-1-382/K/5 & 6, CHAMPAPET SAIDABAD, SAGAR ROAD, HYDERABAD, PH :500059-9246155464 / 040-24077459.

962.## COSMO AUTO CLINIC PVT. LTD. (1045), PLOT NO 1, RD NO 5., CHANDRAPURI COLONY , LB NAGAR, HYDERABAD - 500074, PH :500074-9246272733/9849015667.

963.## PISTONS & SPANNERS (2766), 2-3-37 MAHARANA PRATAP FUNCTION HALL, AMBERPET, HYDERABAD-500 013, PH :500 013-9990649504 / 040-6585480.

964.## SERWELL AUTOMOBILES (5234), PLOT NO 202.203.ADITYA NAGAR .OPP. JNTU. KUKA TPALLY.HYDERABAD , ANDHRA PRADESH, PH :500085-9490105147.

JAGTIAL

965.## PARAMESHWARA MOTORS (3851), OPP P R OFFICE, DHAROOR CAMP, JAGTIAL 505327, DT. KARIMNAGAR (A.P.), PH :505455-9912664659 / 9912664658.

KARIMNAGAR

966.## MYTRI MOTORS (5152), 8-6 188.KOTHI RAMPUR, KARIMNAGAR, DISTRICT - KARIMNAGAR , ANDHRA PRADESH, PH :505001-9441475357 / 9395109719.

967.** PUSHPAK MOTORS (1032), KOTHI RAMPUR, HYDERABAD ROAD, KARIMNAGAR - 505 001 (A.P), PH :505001-9849489431 / 9849163796.

KHAMMAM

968.## EXCEL AUTO CARE (1043), RAPARTHI NAGAR, BYPASS ROAD, KHAMMAM - 507001, , PH :507001-9848156363 / 8742224969.

KODAD

969.# SAI KAKATIYA SERVICE STATION (4664), SURYAPETA ROAD, OPPOSITE LORRY ASSOCIATION BUILDING, KODAD-508206, DISTRICT-NALGONDA (ANDHRA PRADESH), PH :508206-9848057813.

MAHABUB NAGAR

970.## SRI AYYAPPA MARUTI CLINIC (3941), OPP HOSPITAL, HYDERABAD ROAD, YEMUGONDA, MAHABUB NAGAR (ANDHRA PRADESH), PH :509002-9440569259.

MANCHERIAL

971.## PARVATI MOTORS (4129), 4-53 BPL ROAD, MANCHERIAL, DISTRICT ADILABAD, ANDHRA PRADESH, PH :504208-9885554888.

MIRYALGUDA

972.## GANESH MOTORS (4536), D.NO. 6-366, P.V. COMPLEX, NALGONDA ROAD, MIRYALGUDA, NALGONDA DISTT (ANDHRA PRADESH), PH :508207-9393900666 / 9441090870.

NALGONDA

973.# SRIRAM AUTHORISED SERVICE STATION (4627), HYDERABAD ROAD, OPP. SUB STATION, NALGONDA, ANDHRA PRADESH, PH :508001-9848378133 / 9246266999.

NIZAMABAD

974.## PRIYA SERVICING (1771), C/O TIRUMALA CHITRA MANDIR, HOUSE NO.1-9-833, PHULANG ROAD, NIZAMABAD-503 003 (A.P.), PH :503 003-9948034523 / 9440083962.

** A-Category Mass : Free & paid Service, Major repairs & Accidental repairs

C-Category Mass : Free & paid Service & Minor repairs

* B-Category Mass : Free & paid Service & Major repairs

D-Category Mass : Free Service & Minor repairs

MARUTI AUTHORISED SERVICE STATION (MASS) (AS ON 31.03.2022)

RAMAGUNDAM

975.## ALI AUTOMOBILES (2849), NEAR TV RELAY STATION, NTPC JYOTHINAGAR, RAMAGUNDAM-505 215, DISTT. KARIMNAGAR (AP), PH :505208-9848219102 / 9849198699.

SECUNDERABAD

976.## ANNAPURNA MOTORS (2947), # 6-3-23/5 JAYANAGAR COLONY, NEAR MEKALMANDI, NEW BHOIGUDA, SECUNDERABAD-500 080, PH :500 080-9849061136 / 9849061136.

SIRSILLA

977.# SATHVIKA MOTORS (5649), KARIMNAGAR ROAD,OPP HP PETROL PUMP, SIRSILLA-505301, DISTRICT - KARIMNAGAR , ANDHRA PRADESH, PH :505301-9490284726 / 9440966649.

SURYAPET

978.## SAI GLOBAL AUTO SERVICES (4550), OPP. AYYAPPA SWAMY TEMPLE, BY PASS ROAD, NH-9, SURYAPET-508213, ANDHRA PRADESH, PH :508213-9848076108.

WANAPARTHY

979.# SMC MOTORS (5658), K.K.T. ROAD,BASAVANNA GADDA, WANAPARTHY, DISTRICT -MAHABUBNAGAR, ANDHRA PRADESH, PH :509103-9440142927 / 8545-233908.

WARANGAL

980.## VAISHNAVI AUTOMOBILES (470), OPP. NEW SCIENCE DEGREE COLLEGE, HUNTER ROAD, HANAMKONDA, WARANGAL-506 001, PH :506 001-9849002528 / 9866561075.

TRIPURA

AMBASSA

981.## CHAKRABORTY MECHANICAL WORKSHOP (5351), NH-44 NEAR ZILLA PARISWAD OFFICE , AMBASSA, DISTRICT - DHALAI, TRIPURA, PH :799289-9436136054.

BELONIA

982.## JOY UDYOG (3977), KALINAGAR, BELONIA, SOUTH TRIPURA 799155, PH :799155-9446799415 / 9436483635.

DHARMANAGAR

983.## RAJ AUTOMOBILES (2868), STATION ROAD, RAJABARI, DHARMANAGAR, TRIPURA (NORTH)-799 253, PH :799253-9436477578.

UDAIPUR

984.## SUR UDYOG (3963), TOWN FULKUMARI NO. 1, BRAMHABARI, P O UDAIPUR COURT, UDAYPUR, TRIPURA SOUTH, PH :799120-9862276650.

UTTAR PRADESH

AGRA

985.## GAYATRI MOTORS (4730), 101-102,SHASHI NAGAR,CHANDRAKALA-, COMPLEX.SIKANDRA BODLA ROAD, AGRA - 282008, (UTTAR PRADESH), PH :282007-8077786331.

ALIGARH

986.## KAPIL AUTOMOBILES (1344), OLD KHURJA BUS STAND, G.T.ROAD, ALIGARH(U.P.), PH :202002-9837007636.
987.## KAR SCAN CENTRE (449), RAMGHAT ROAD, KWARSI, ALIGARH-202 002, PH :202002-8937000111.

ALLAHABAD

988.## ANSHUMAN AUTOMOBILES (4933), 353, NAINI BAZAR NAINI, DISTRICT ALLAHABAD, ALLAHABAD-211008, UTTAR PRADESH, PH :211008-9335138119.
989.** KAY CEE AUTOMOBILES (2155), 72/60 L.B. SHASTRI MARG, ALLAHABAD, , PH :211001-9415317225.
990.## TRIBENI MOTORS (2539), 23 KANPUR ROAD, ALLAHABAD-211 001, (U.P.), PH :211001-9415324244.

ALMORA

991.## AROMA AUTOMOBILES (3149), THE MALL, ALMORA, (UTTARANCHAL), PH :263601-9412093410.

AMROHA

992.## SUNNY MOTORS (2165), BIJNORE ROAD, J.P. NAGAR, AMROHA-244 221, (U.P.), PH :244221-9412248884.

AURAIYA

993.** SINGH AUTOMOBILES (5248), KANPUR ROAD,AURAIYA , DISTRICT - AURAIYA , PIN - 206122, UTTAR PRADSH, PH :206122-9808403258.

BABUGARH

994.* GURUNANAK AUTOMOBILES (5977), NH- 9, VILL SIMROLI , BABUGARH CANTT. , DISTRICT- HAPUR, UTTAR PRADESH, PH :245102-8941838183/9411490827.

BAGHPAT

995.# KAUSHIK MOTORS (4473), PLOT NO 525, DELHI SAHARANPUR ROAD,PALI, BAGHPAT, UTTAR PRADESH 250609, PH :250609-9837800582.

BALRAMPUR

996.## D M AUTOMOBILES (3933), NEAR BCM, POST SIRSIYA, GONDA ROAD, BALRAMPUR 271201, PH :271201-9415071840.

BANDA

997.## CHAUDHARY TRACTORS (2249), STATION ROAD, BANDA-210 001, (U.P.), PH :210001-9415143033.

BARAUT

998.## HIGH TECH ENGINEERS (4821), 216/5 SAHARANPUR ROAD, BARAUT, , PH :250611-983716887.
999.## SIGNET AUTOMOBILES (4441), NEAR INDUSTRIAL POLICE CHOWKI, DELHI ROAD, BARAUT-250611, DISTT BAGHPAT (U.P), PH :250611-8218779429 / 9837028925.

BAREILLY

1000.# S P MOTORS (5746), 383,SURKHA CHAWNI,NAINITAL ROAD, BAREILLY-243001, DISTRICT-BAREILLY, UTTAR PRADESH, PH :243001-9568033111.

BIJNOR

1001.# SARDAR MOTORS (4671), DELHI HIGHWAY ROAD , 4TH KM MILE STONE , BIJNOR - 246701, UTTAR PRADESH, PH :246701-9837265076 / 8859295295.

BULANDSHAHR

1002.# DELHI AUTO ENGRS (1351), PLOT NO-106, NEAR TAFE TRACTOR AGENCY, NEAR CHANDPUR VILLAGE, DELHI ALIGARH BYPASS ROAD, BULANDSHAHR (UP) 203001., PH :203001-8700630277/8700982878.

CHANDPUR

1003.# BHARTI AUTOMOBILES (1777), DHANORA ROAD, CHANDPUR, DISTT. BIJNOR, (U.P.), PH :246725-9837380551.

CHITRAKOOT

1004.* SHYAM MOTORS (4367), BUS STAND, KARWI, CHITRAKOOT-210205, PH :210205-9415143900.

DADRI

1005.# NATIONAL MOTOR AGENCY (5143), NOIDA ROAD , DADRI -203207, DISTRICT - GAUTAMBUDH NAGAR , UTTAR PRADESH, PH :203207-9818486888/0120-2667033/9873944 033.

DANKAUR

1006.# YASH MOTORS (5934), SIKANDRABAD ROAD,NEAR KISAN INTER COLLEGE, DANKAUR-203201, DISTRICT- GAUTAM BUDH NAGAR, UTTAR PRADESH, PH :203201-9761133938, 9528730484.

DEOBAND

1007.# PRACHI MOTORS (3361), ADJACENT TO CIVIL COURTS, G.T. ROAD, DEOBAND, DISTT. SAHARANPUR (U.P.), PH :247554-7017803402 / 7017803402.

DEORIA

1008.** CLASSIC MOTORS (2971), D-13/14 INDUSTRIAL ESTATE, OPPOSITE RTO OFFICE, GORAKHPUR ROAD, DEORIA-274 001 (U.P.), PH :274001-9415313939.

DHAMPUR

1009.# AUTAR AUTOMOBILES (4846), NOORPUR ROAD, DHAMPUR-246761, DISTRICT-BIJNOR, UTTAR PRADESH, PH :246761-7017211986 / 8923625948.

FAIZABAD

1010.* S K MOTORS (4672), CHANDPUR HARBANS ALLAHABAD ROAD, NH-96, FAIZABAD-224001, UTTAR PRADESH, PH :224001-9307088750.

FARUKHABAD

1011.# APOORVA MOTORS (4675), SATANPUR MANDI ROAD, FARRUKHABAD, DISTRICT FARRUKHABAD, UTTAR PRADESH, PH :209625-9044498958.

1012.# SANDEEP MOTORS (4161), THANDI SADAK, OPP. JITENDRA GAS GODOWN, FARUKHABAD, UTTAR PRADESH, PH :209625-9838840322.

FATEHPUR SIKRI

1013.# LAXMI MOTORS (5943), FATEHPUR SIKRI ROAD,KHEDA KORAI , FATEHPUR SIKRI-283110, DISTRICT-AGRA, UTTAR PRADESH, PH :283110-9837749949.

FIROZABAD

** A-Category Mass : Free & paid Service, Major repairs & Accidental repairs

C-Category Mass : Free & paid Service & Minor repairs

* B-Category Mass : Free & paid Service & Major repairs

D-Category Mass : Free Service & Minor repairs

MARUTI AUTHORISED SERVICE STATION (MASS) (AS ON 31.03.2022)

1014.** AMAN MOTORS (4366), OPP CAR CARE (INDIA), BYE PASS ROAD, FIROZABAD, UTTAR PRADESH, PH :283203-9837500220.

1015.# GOVIND AUTOMOBILES (1739), NH-2, INFRONT OF SUB POWER STATION, MODHA, ASFABAD CHAURAHA, FIROZABAD, UTTAR PRADESH, 283203, PH :283203-9837169332.

GANGOH

1016.# SHRI KRISHNA MOTORS (5939), BYE PASS ROAD RAM GARH,GANGOH-247341, DISTRICT-SAHARANPUR, UTTAR PRADESH, PH :247341-9997102785.

GHAZIABAD

1017.* CHAWLA AUTOMOBILES (2643), 67 AMBEDKAR ROAD, OPP. NEHRU YUVA KENDRA, GHAZIABAD, PH :201001-9811720929.

1018.* D.N. AUTOLAND (272), E-4 MEERUT ROAD, INDUSTRIAL AREA, (NEAR OLD MEERUT CHUNGII), GHAZIABAD,, PH :201003-9810001121/9811001121.

1019.** KRISHNA AUTOMOBILES (5356), 101 LAL KUAN , SHIV MANDIR , BULANDSHAHR ROAD , DISTRICT - GHAZIABAD, UTTAR PRADESH, PH :201009-9810311475/9999506820.

1020.# S P MOTORS (4973), HAPUR BYPASS ROAD, MEHRAULI, GHAZIABAD, PH :201001-9350936262/0120-2824443/9210264 905.

1021.* SHIVA MOTORS (3343), 17TH KM STONE, 118-119 SHIVPURI, SECTOR-9 VIJAY NAGAR BYEPASS NH-24, GHAZIABAD-201 009 (U.P.), PH :201009-2744400/3232590/9891464349/9873 000571.

GONDA

1022.** AMAN MOTORS (3858), PORTER GANJ, LUCKNOW ROAD, GONDA, UTTAR PRADESH, PH :271001-9415120101.

1023.* PANKAJ AUTOMOBILES (1370), C/O NEW DELHI MOTOR WORKS, BARAICH ROAD, GONDA, PH :271801-9415664930.

GREATER NOIDA

1024.# JAISWAL MOTORS (5078), PLOT NO. 31, SECTOR MUP-II, GREATER NOIDA , DISTRICT - GAUTAM BUDH NAGAR, UTTAR PRADESH, PH :201308-9810062269/6485444/9212142269.

1025.# KUMAR MOTORS (8926), M-8, SITE-5, UPSIDC, KASNA INDUSTRIAL AREA, GREATER NOIDA, DISTRICT-GOUTAM BUDH NAGAR, UTTAR PRADESH, PH :201312-9911498777/0120-2341088/9811498 333.

HAPUR

1026.* SRASTHI MOTORS (3076), NEAR HDFC BANK, DELHI ROAD, HAPUR, (U.P.) -245 101, PH :245101-9412221608/9557307976.

HARDOI

1027.# M. MOTORS & SERVICE CENTRE (3371), CHAND BEHTA, LUCKNOW ROAD, HARDOI-241 001, (U.P.), PH :241001-9415175610.

1028.** TAYAL AUTOMOTIVES (4265), SOHRA KOTHI, BAWAN CHUNGI, HARDOI-241001, PH :241001-9415149951.

HATHRAS

1029.# RADHEY RADHEY AUTOMOBILES (4344), NEAR BUS STAND, AGRA ROAD, HATHRAS-204101, PH :204101-9897069159.

JAGDISHPUR

1030.# SUPER AUTOMOBILES (3564), JAFARGANJ P.O., INDUSTRIAL AREA, JAGDISHPUR, DISTT. SULTANPUR-227 817 (U.P.), PH :227817-9415177882.

JAUNPUR

1031.# SADGURU MOTORS (5071), FAIZBAGH (NEAR TOM OFFICE), UMARPUR,JAUNPUR, JAUNPUR-222142, UTTAR PRADESH, PH :222142-8318984440.

JHANSI

1032.* A.B. MOTORS (8938), 4 KHATTERYANA, JHANSI, , PH :284001-9415059820.

1033.# JALIM PAINTER (5661), 1051,NEAR ADINATH HOTEL,STATION ROAD, JHANSI - 284001, DISTRICT - JHANSI, UTTAR PRADESH, PH :284001-9415113566.

KANNAUJ

1034.# SARALA AUTO CARE (5854), G.T. ROAD KANNAUJ, DISTRICT-KANNAUJ, UTTAR PRADESH, PH :209725-9918692324.

KANPUR

1035.* AJAY SALES (3134), 117/N/81 KAKADEVO, KANPUR, , PH :208025-9919828000.

1036.** AUTO GARAGE (4266), P-22-A, PRATAP GANJ, FACTORY AREA, OPP GANDA NALA, KANPUR-208012, PH :208012-9415126189.

1037.** CHANDRA MOTORS (4458), 621/3 W-2 JUHI, BEHIND SACHAN GUEST HOUSE, KANPUR, PH :208027-9839928280.

1038.** EXCELLENT MOTORS (2968), 123/793 FAZALGANJ, KANPUR-208 012, , PH :208012-9336119874.

1039.# KANPUR AUTO CENTRE (2823), 14/142, CHUNNIGANJ, KANPUR, PH :208001-9415045438.

1040.** SUJIPA MOTORS (4337), 127/465, U-BLOCK, NIRALA NAGAR, KANPUR, PH :208014-9415050146.

KHALILABAD

1041.# RATAN MOTORS (5645), RAILWAY STATION ROAD - KHALILABAD, DISTRICT- SANT KABIR NAGAR, PIN-272175, UTTAR PRADESH, PH :272175-9621294899.

KHATAULI

1042.# EAGLE MOTORS (5142), OPPOSITE EW ROADWAYS , G.T. ROAD. NH -58.KHATAULI, DISTRICT - MUZAFFARNAGAR, UTTAR PRADESH, PH :251201-9997039786.

KHEKRA

1043.** KAILASAH MOTORS (5767), OPP TEHSIL ,DELHI BAGHPAT ROAD, KHEKRA-201101, DISTRICT-BAGHPAT, UTTAR PRADESH, PH :250101-9760027001.

KOSIKALAN

1044.** ADITYA MOTORS (1940), IOC PUMP, NATIONAL HIGHWAY, KOSIKALAN, (U.P.), PH :281403-9837050778.

LAKHIMPUR KHERI

1045.** AJMANI TRACTORS (4143), NIGHASAN ROAD, LAKHIMPUR KHERI, UTTER PRADESH, PH :262701-9918802167.

LALITPUR

1046.# VARDHMAN MOTORS (1073), SAGAR ROAD, LALITPUR-284 403, (U.P.), PH :284403-9453909196.

LAMBHUA BAZAR

1047.# VIKRAM MOTORS (3729), LAMBHUA BAZAR, SULTANPUR (DIST.), UTTAR PRADESH-222 302, PH :222302-9450215996.

LONI

1048.# SAMBHAV AUTOMOBILES (5168), 31.RURAL INDUSTRIAL ESTATE , ARYA NAGAR INDUSTRIAL AREA, MAIN DELHI SHAHRANPUR HIGHWAY, UTTAR PRADESH, PH :201102-9311690878/9212128889.

LUCKNOW

1049.** B.K. MOTORS (2537), KALYANPUR, RING ROAD, OPP. CARRIER CONVENT BOARD, LUCKNOW-226 015, PH :226015-9335908130.

1050.# BALAJI MOTORS (1336), 1 NEWAL KISHORE ROAD, LUCKNOW-226 001,(U.P.), , PH :226001-9336253838.

1051.# GALAXY MOTORS (5274), KASHANA SITAPUR ROAD,NEAR SHIA, P G COLLGEG - LUCKNOW - DISTRICT - LUCKNOW, UTTAR PRADESH, PH :226021-9305567878.

1052.** GUD'S CAR CARE (2538), MAIN ROAD, NISHATGANJ, LUCKNOW-226 006, PH :226006-9415024495.

1053.** KALYAN MOTORS (1161), GOVT. POLYTECHNIC CROSSING, FAIZABAD ROAD, GOMTI NAGAR, LUCKNOW, PH :226010-9936942527.

1054.** KAPOOR MOTORS (1751), PLOT NO.380, NEAR GUNGA BAHARA SCHOOL, TILAK NAGAR , UTTAR PRADESH, PH :206122-9795457050.

1055.** KAPOOR MOTORS (5044), 555/GA/50,BARA BIRWA, KANPUR ROAD-, ALAMBAGH LUCKNOW., DISTRICT - LUCKNOW, (UTTAR PRADESH), PH :226005-9795457050.

1056.* KRISHNA MOTORS (5026), BALAGANJ HARDOI ROAD, CHOWK LUCKNOW, DISTRICT LUCKNOW, UTTAR PRADESH, PH :226020-9839177777.

1057.** MVV MOTORS (5531), A1/14,VIJAY KHAND,GOMTI NAGAR, LUCKNOW-226010, DISTRICT - LUCKNOW, UTTAR PRADESH, PH :226010-9792877779.

1058.** RELIANCE MOTORS CARE (1236), 7-B/1 PRIME PALACE, FAIZABAD ROAD, INDIRA NAGAR, LUCKNOW-226 016, PH :226016-9918100051 / 9415013897.

** A-Category Mass : Free & paid Service, Major repairs & Accidental repairs
C-Category Mass : Free & paid Service & Minor repairs

* B-Category Mass : Free & paid Service & Major repairs
D-Category Mass : Free Service & Minor repairs

MARUTI AUTHORISED SERVICE STATION (MASS) (AS ON 31.03.2022)

1059.*	S.K. MOTORS (2449), 8/881 VIKAS NAGAR, PICNIC SPOT ROAD, KHURAM NAGAR, LUCKNOW-226 013, PH :228013-9415005564.
1060.*	THE GARAGE (5479), BEHIND NEW HANUMAN MANDIR,MADIR PARK , MAHANAGAR - LUCKNOW , DISTRICT - LUCKNOW, UTTAR PRADESH, PH :226006-9236711634.
1061.*	V.S. MOTORS (4745), RAMADHIN SINGH INTER COLLEGE CAMPUS, BABU GANJ, LUCKNOW-226007, UTTAR PRADESH, PH :226007-9984749000.
MAHOBA	
1062.#	ROYAL SERVICE STATION (2238), HAMIRPUR # CHUNGHI, KANPUR ROAD, MAHOBA, (U.P.), PH :210427-9450269053.
MAINPURI	
1063.#	JATIN MOTORS (5540), GANESH MILL COLONY,RADHA RAMAN ROAD, MAINPURI-205001, DISTRICT-MAINPURI, UTTAR PRADESH, PH :205001-8193825000.
MARIAHU	
1064.#	BABU MOTORS (5740), MACHALISHAHAR # ROAD,NEAR POST OFFICE, MARIAHU-222161, DISTRICT - JAUNPUR, UTTAR PRADESH, PH :222161-9919263663.
MATHURA	
1065.#	GIRIRAJ CAR CARE (5624), BIMAL ENGG # COMPLEX, BAD, MATHURA-281 006, PH :281006-9837071321.
1066.**	NAND SERVICE STATION (3578), GOPAL PURA VILLAGE, REFINDERY TOWNSHIP, NH-2, MATHURA, PH :281001-9997982828.
1067.#	SHREE GOPAL AUTOMOBILES (5664), DELHI # BYE PASS ROAD,NEAR GOKUL RESTAURANT, MATHURA - 281001, DISTRICT - MATHURA, UTTAR PRADESH, PH :281001-9412726760.
1068.*	SIYA RAM MOTORS (1666), JAYSINGHPURA, NEAR BIRLA MANDIR, MATHURA-281 003, (U.P.), PH :281003-9897053962.
MEERUT	
1069.**	EXPERT CAR SCANNER (1174), 83 HILL STREET (KATH-KA-PUL), BEHIND ABU LANE, MEERUT CANTT., (U.P.), PH :250001-9412201195 / 9837678899, 8057301301.

1070.#	KRISHNA AUTOMOBILES (5573), PLOT NO D-10,SHRADHA PURI,, KANKARKHERA - MEERUT, DISTRICT - MEERUTI, UTTAR PRADESH, PH :250001-9927241738.
1071.#	SARAN AUTOMOBILES LTD. (1078), DELHI # ROAD, RITHANI, MEERUT, PH :250001-93594506555 / 6395883392.
MIRZAPUR	
1072.#	PRABHAT MOTORS (4131), NH-7 REWA ROAD, CHANDAIPUR LAKHAMPUR, MIRZAPUR, U P, PH :231309-9838940382.
MOHANLAL GANJ	
1073.**	GURU TEG BAHADUR AUTO ENTERPRISES (4072), 4 SENANI VIHAR, RAJ BAREILLY ROAD, MOHANLAL GANJ, LUCKNOW U P, PH :226027-9415229172.
MORADABAD	
1074.#	ASHISH AUTOMOBILES (1477), KANTH ROAD, # MORADABAD-244 001, ., PH :244001-9837055258.
NAJIBABAD	
1075.#	SETHI MOTORS (4557), C/O SETHI BOARD INDUSTRIES LIMITED, OPP. HINDUSTAN COCO-COLA BOTTLING PLANT, NAGINA ROAD, NAJIBABAD-246763, DISTT. BIJNOR (UTTAR PRADESH), PH :246732-9837590800 / 8534862060.
NOIDA	
1076.#	AUTOPOINT (2263), G-6,SECTOR 11,NOIDA, # PH :201301-8800337770.
1077.**	RAHUL MOTORS (4662), A-59 SECTOR-80, PHASE-II, NOIDA-201303, UTTAR PRADESH, PH :201305-9810572900/9312271259/0120-3963 138.
1078.**	RAJESH & ANIL MOTOR CO (5330), B-110. SECTOR 2, NOIDA, DISTRICT - GAUTAM BUDH NAGAR , UTTAR PRADESH, PH :201301-9818578786/0120-4211266/0120-253 9555.
1079.*	SKUNIVERSE AUTOMOBILE PRIVATE LIMITED (8922), C-2 SECTOR 63, NOIDA - 201301, PH :201301-9219694600/9690581570.
OBRA	
1080.#	APPRECIATE SERVICES (4678), BILLI RAILWAY STATION ROAD, OBRA, SONEBHADRA, UTTAR PRADESH - 231219, PH :231219-8765833557 / 8840276760.

PILIBHIT	
1081.*	UNIVERSAL MARUTI SERVICE STATION (4365), BYE PASS ROAD, PILIBHIT, UTTAR PRADESH, PH :243006-9412313499.
PILKHUWA	
1082.*	SHREE BANKEY BIHARI MOTORS (6025), NH-24,DELHI-GARH ROAD,PILKHUWA-245307, DISTRICT-GHAZIABAD, UTTAR PRADESH, PH :245304-9045548101.
PRATAPGARH (U.P)	
1083.**	SHREE MOTORS (4146), ALLAHABAD FAIZABAD ROAD, NH-96, CHILBILA RANJEETPUR, PRATAPGARH (UTTAR PRADESH), PH :230001-9415229257.
RAI-BARELI	
1084.**	STANDARD GARAGE (4429), MANIKA CENEMA ROAD, NEAR INSPECTION HOUSE, RAE BAREILLY, PH :229206-9415190703.
RAMNAGAR	
1085.#	MAHI AUTOMOBILES (5532), SHANKARPUR # RAMNAGAR, DISTRICT - NAINITAL, UTTRAKHAND, PH :244715-9837920845.
RAMPUR	
1086.#	FIZZA MOTORS (2241), NEAR AMBEDKAR # PARK, CIVIL LINES, RAMPUR (U.P.), PIN-244 901, PH :244901-9897879711.
RATH	
1087.#	MARUTI POINT (4228), ROOP NAGAR, BUDHOLIYANA, NEAR BUS STAND, ORAI ROAD, RATH, DIST. HAMIRPUR (U.P), PH :210431-9415331735.
RENUKUT	
1088.#	AMBIKA MOTORS (1050), PATEL NAGAR, # MURDHAWA, RENUKUT-231 217, SONEBHADRA (U.P.), PH :231217-9415251724.
ROBERTSGANJ	
1089.*	KAMAKHYA AUTOMOBILES (4163), PIPRI ROAD, ROBERTSGANJ, SONEBHADRA (U.P), PH :231216-9918301052.
SADABAD	

1090.#	ASHU SERVICE CENTRE (5849), AGRA BYE PASS ROAD, SADABAD-281306, DISTRICT-HATHRAS, UTTAR PRADESH, PH :281306-9058832658.
SAHARANPUR	
1091.#	GANESH CAR SERVICES (1871), OPP. REMOUNT DEPOT GATE, DEHRADUN ROAD, SAHARANPUR-247 001, PH :247001-9358306804.
SAHIBABAD	
1092.#	MEHAR AUTOMOBILES (3576), 116/1 NEAR GDA MARKET, G.T. ROAD, KATORI MILL MOHAN NAGAR, GHAZIABAD-201 007, PH :201007-9711201557/9871832662.
1093.**	MOTOR MAGIC AUTO ZONE (4462), 4/29-A SITE-IV, INDUSTRIAL AREA, SAHIBABAD, DISTT. GHAZIABAD, PH :201005-9810936357/9717194917/783861533 1/9717800022.
1094.#	PANDIT AUTOMOBILES (4647), 3/1/1, SITE-IV, INDUSTRIAL AREA, SAHIBABAD, OPP. KAUSHAMBI, GHAZIABAD (UTTAR PRADESH, PH :201010-0120-2776808/0120-4114808/981077 1045/9810639100.
1095.#	POOJA MOTORS (3562), TEELA MORE, # SHAHBAJPUR, LONI, DISTT. GHAZIABAD (U.P.), PH :201102-9810986463/9810986463/989115595 4.
1096.**	SANSAR MOTORS PVT. LTD. (2061), 11/27 SECTOR-3, RAJINDER NAGAR, SAHIBABAD, DISTT. GHAZIABAD, PH :201005-9811004475.
SANDILA	
1097.#	SUBHAM SERVICE CENTRE (4042), NEAR # NEHA KOTHI ROAD, SANDILA, HARDOI, PH :241204-9506181818.
SHAHJAHANPUR	
1098.#	SUPER AUTO (3135), OLD DIST. HOSPITAL ROAD, SHAHJAHANPUR (U.P.), PIN-242 001, PH :242001-9415035644.
SHAMLI	
1099.#	ROYAL MOTORS (5277), PANIPAT KARANA # ROAD, SHAMLI, SHAMLI-247776, UTTAR PRADESH, PH :247776-9927272766 / 8393992671.
SHIKOHABAD	

** A-Category Mass : Free & paid Service, Major repairs & Accidental repairs

C-Category Mass : Free & paid Service & Minor repairs

* B-Category Mass : Free & paid Service & Major repairs

D-Category Mass : Free Service & Minor repairs

MARUTI AUTHORISED SERVICE STATION (MASS) (AS ON 31.03.2022)

1100.# KUMAR MOTORS (5575), SUBHASH TIRAHA
AGRA GATE - SIKOHABAD, DISTRICT -
FEROZABAD, UTTAR PRADESH,
PH :283203-9411937033.

SIDDHARTH NAGAR

1101.# MARUTI CARE CENTRE (2736), OPP.
SIDDHARTH SCHOOL, AZAD NAGAR,
SIDDHARTH NAGAR-272 207, (U.P.),
PH :272207-9935642651.

SIKANDRABAD

1102.# NALIN AUTO (8921), G.T. ROAD,
SIKANDRABAD, DISTT. BULANDSHAHAR,
(U.P.),
PH
:203205-05735-222802/9412227155/9761133
938.

SIRSAGANJ

1103.# SATGURU MOTORS (3739), BYE PASS
KAURARA ROAD, SIRSAGANJ DISTT.
FIROZABAD, ETAWAH-AGRA ROAD,
SIRSAGANJ (U.P.),
PH :281431-9412316660.

SONEBHADRA

1104.# OUDH SERVICE STATION (2925), SHAKTI
NAGAR, SONEBHADRA-231 222, ,
PH :231222-7408434860.

SULTANPUR

1105.# HINDUSTAN AUTO GARAGE (1360),
BARHAIYA BEER RD., (ADJ.BUS STAND),
SULTANPUR-228 001 (U.P),
PH :228001-9984154002.

VARANASI

1106.** MISHRA ENGINEERS (4957), S-4/68, NAI
BASTI, PAHARIA, VARANASI-221002, UTTAR
PRADESH,
PH :221002-9415301483.

UTTARAKHAND

BAZPUR

1107.# TARAI AUTOMOBILE ENGG WORKS (4459),
GURUTEK BAHADUR ROAD, U.S. NAGAR,
BAZPUR-262401, UTTARANCHAL,
PH :263401-9837506765.

BHAGESWAR

1108.# SHREE ISHT DEV AUTOMOBILES (4570),
GARUR ROAD, MOTA SIMAL, DIST.
BAGESHWAR, UTTARANCHAL,
PH :262642-9997895347.

DEHRADUN

1109.# ASHIRWAD MOTORS (5144), CANAL ROAD,
NEAR BALLUPUR CHOWK,
DEHRADUN-248001, UTTARANCHAL,
PH :248001-9219594748.

1110.# HANS LAKHERA MOTORS (5032), JOGI WALA
RING ROAD, NATHAPUR APPARTMNT., NAR
NEHRU GRAM POST OFFC, MASSOORI
BYPASS, DEHRADUN.
PH :248001-9897456677 / 01352669889.

1111.# KRIPALESHWARI MOTORS (4475),
HARIDWAR ROAD, NEAR LIC BUILDING,
DEHRADUN-248001, UTTARANCHAL,
PH :248001-9412963384.

1112.* SHREE RAM AUTOMOBILES (5066), NEAR
TEHSIL, CHAKROTA ROAD, VIKAS NAGAR-
DEHRADUN, UTTARANCHAL,
PH :248198-9897731200 / 7895022610.

HALDWANI

1113.# EXCEL MOTORS & ENGG. WORKS (3827),
RAMPUR ROAD, NEAR STM FOREST
HOSPITAL, HALDWANI, NAINITAL,
PH :263139-9837191688.

1114.* HARYAL SERVICE STATION (5340), BAREILY
ROAD, GUAJALI - TALLI, HALDWANI,
DISTRICT - NAINITAL, UTTARAKHAND,
PH :263139-9997200227.

HARIDWAR

1115.# PREET MOTORS (5561), SHRI NATH NAGAR,
RAILWAY ROAD, JAWALPUR - HARDWAR,
DISTRICT - HARDWAR, UTTARANCHAL,
PH :249408-9012010497 / 9012010497.

KANKHAL

1116.# HIGHWAY MOTORS (4261), NEAR SINGH
DWAR CHOWK, ROORKEE-HARDWAR BY
PASS ROAD, POST OFFICE, GURUKUL
KANGRI, KANKHAL, DISTT HARDWAR,
PH :249408-9412072889.

KASHIPUR

1117.# OM MOTORS (4329), OPPOSITE SWAGAT
MANDAP, BAZPUR ROAD, KASHIPUR DIST.,
U.S. NAGAR (UTTARANCHAL),
PH :244713-9927500007 / 9897740935.

1118.# KRISHNA AUTOMOBILES (4824),
MORADABAD ROAD, KASHIPUR, ,
PH :244713-9870998368.

KICHHA

1119.# SHREE SHYAM JI AUTO SERVICE CENTRE
(5648), BAREILY ROAD, KICHHA, PIN-263148,
DISTRICT-JDHAM SINGH NAGAR,
UTTRAKHAND,
PH :263148-9837033377.

KOTDWAR

1120.# BHATT MOTORS (1775), NAJIBABAD ROAD,
KOTDWARA, (GARHWAL), UTTARANCHAL,
PH :246149-9917005404.

LAKSAR

1121.# SHIV AUTOMOBILES (5560), 110/1/3
BALAWALI ROAD - LAKSAR, DISTRICT -
HARIDWAR, PIN - 247663, UTTARANCHAL,
PH :247663-9690111444.

LOHRIASAL MALLA

1122.# ANJINI SERVICE CENTRE (5552), NEAR
BLOCK OFFICE, KALADHUNGI ROAD,
LOHRIASAL MALLA, CITY - HALDWANI,
UTTARAKHAND - 263139.,
PH :263139-9837098699.

NEW TEHRI

1123.# BHAGWATI SERVICE CENTER (4472),
SECTOR-8E/537, NEAR STADIUM, BARURI,
NEW TEHRI, GARWAL (UTTRANCHAL),
PH :249001-7895219517 / 7895219517.

PAURI

1124.# KRISHNA MOTORS (5957), SHRINAGAR
ROAD, NEAR KARGIL SHAHEED PETROL,
PUMP, PAURI-246001, DISTRICT-PAURI
GARHWAL, UTTRANCHAL,
PH :246001-9719723484.

PITHORAGARH

1125.# CAR CARE CENTER (4371), CANT ROAD,
PITHORAGARH, UTTARANCHAL,
PH :262501-9756284676.

1126.# MAHAKALI MOTORS (4142), DHARCHULA
ROAD, RAI BRIDGE, PITHORAGARH,
UTTARANCHAL,
PH :262501-9997181886.

RANIKHET

1127.# LATIF MOTOR WORKS (3269), SADAR
BAZAR, GANDHI CHOWK, RANIKHET,
(UTTARANCHAL),
PH :263645-9761250801.

RISHIKESH

1128.# GARHWAL GASOLINE STATION (3639), , H.P.
PETROL PUMP, LAXMAN JHULA ROAD,
RISHIKESH-249 201,
PH :249137-9837377767.

1129.* RAKESH AUTOMOBILE ENGINEERS (1464),
OPP. BHARAT MANDIR INTER COLLEGE,
HARDWAR ROAD, RISHIKESH-249 201,
PH :249137-9412051655.

ROORKEE

1130.# DUM DUM ENGG. WORKS (1343), GROUND
FLOOR, A TO Z TOWER, NEAR SOLANI
BRIDGE, HARIDWAR ROAD, ROORKEE,
PH :247664-8449155002.

1131.# ROORKEE AUTO SCANNERS (2675), 786
WEST AMBER TALAB, RAM NAGAR CHOWK,
ROORKEE-247 667,
PH :247664-9837032367.

RUDRAPRAYAG

1132.# RAJESHWARI AUTOMOBILES (5669),
BADRINATH ROAD, GHOLTIR,
RUDRAPRAYAG, DISTRICT - RUDRAPRAYAG,
UTTARANCHAL,
PH :246171-9997217788.

RUDRAPUR

1133.** BALAJI SERVICE CENTRE (1335), HALDWANI
ROAD, RUDRAPUR(NAINITAL), (U.P.),
PH :263153-9897057385.

1134.** CORUS MOTORS (5059), D1 D2-20/1.NANITAL
ROAD, DISTRICT - U.S. NAGAR ,
UTTARAKHAND,
PH :263153-9927500007.

SIMLI

1135.# PINDER AUTOMOBILES (5527), PLOT #
C6-C9, INDUSTRIAL AREA , NEAR
KARNAPRAYAG - SIMLI, UTTARANCHAL,
PH :246449-9627687196.

SITARGANJ

1136.# SHRI RAM MOTORS (5833), AGARWAL
BHAWAN, BYE PASS ROAD,
SITARGANJ-242605, DISTRICT-UDHAM SINGH
NAGAR, UTTARANCHAL,
PH :262405-8859485786 / 9758777957.

VIKASNAGAR

1137.# SOUMYA MOTORS (4272), CHAKRATA ROAD,
BEHIND STATE BANK OF INDIA,
VIKASNAGAR, DISTT. DEHRADUN (U.A),
PH :248198-9412382490.

WEST BENGAL

ALIPURDUAR

1138.# PRADDYOUT AUTOMOBILE WORK (653),
PURAN BAZAR, P.O.ALIPURDUAR,
JALPAIGURI, WEST BENGAL,
PH :736121-9832487473 / 9434192320.

ARAMBAGH

1139.# MARUTI ZONE (3748), PARUL, ARAMBAGH,
HOOGHLY, WEST BENGAL,
PH :712413-9434345047 / 9434149281.

ASANSOL

** A-Category Mass : Free & paid Service, Major repairs & Accidental repairs

C-Category Mass : Free & paid Service & Minor repairs

* B-Category Mass : Free & paid Service & Major repairs

D-Category Mass : Free Service & Minor repairs

MARUTI AUTHORISED SERVICE STATION (MASS) (AS ON 31.03.2022)

1140.#	AGARWALLA AUTO SERVICE (3122), 181 BURNPUR ROAD, P.O. BURNPUR, DT. BURDWAN-713 325, (WEST BENGAL), PH :713325-9832179346 / 8170946141.	1150.#	PROVA AUTOMOBILES (8936), CHAKCHAKA CHECK POST, NH-31, COOCH BEHAR-736 101, (WEST BENGAL), PH :736101-9434174309 / 03582-236204.	1160.#	KRISHNA ENGINEERING WORKS (5270), PLOT NO.199,KANTABELE O.N.G.C ROAD, KALYANI EXPRESS ROAD,PO:GHORAGACHHA, PS - KALYANI, WEST BENGAL, PH :741245-7439007218 / 9339964302.	1174.*	PRINCE MOTOR WORKSHOP (2845), TM - 2/8 TEGHARIA, P.O. HATIARA, CALCUTTA-700 059, PH :700059-9875625595 / 7003928834.
1141.**	WEST END MOTORS (1665), KALYANPUR SATELITE TOWNSHIP PROJECT, KANYAPUR LINK ROAD, PALASHDIAH MORE, PO-KANYAPUR, PIN-713341, ASANSOL, WESTBENGAL, PH :713341-8798107541 / 9233317323.	DINHATA		KOLKATA		1175.**	R.S. SERVICE CENTRE (1948), 1/2 MAHENDRE ROY LANE, CALCUTTA-700 046, , PH :700046-9831170273 / 9903981537.
BAHRAMPUR		1151.#	DINHATA AUTOMOBILES (5739), BALRAMPUR ROAD PO/PS:DINHATA, DISTRICT-COOCHBEHAR, PIN-736135, WEST BENGAL, PH :736135-9434256518 / 03581-259087.	1161.**	ADAMS MOTOR WORKS (465), 61 A SHAKESPEARE SARANI, CALCUTTA-700 017, , PH :700017-9830703287 / 033-22807414.	1176.*	RAJ AUTO SERVICE (5338), 35 CANAL EAST ROAD, KOLKATA , PIN - 700011, WEST BENGAL, PH :700011-9831103901 / 033-23542996.
1142.*	MARUTI CARE (3674), NH-34 UTTARPARA MORE, P.O. RADHARGHAT, BERHAMPORE, MURSHIDABAD -742 187 (WEST BENGAL), PH :742187-9434394040 / 9732444000.	DURGAPUR		1162.#	AUTO SCAN (2272), 100/1 B.T. ROAD, CALCUTTA-700 090, , PH :700090-9231622309 / 9883101133.	1177.#	ROYAL CALCUTTA AUTOMOBILES (4651), 68 BROAD STREET, KOLKATA-700019, , PH :700019-8777762005 / 9883690014.
1143.#	NARAYAN BUS SERVICE (656), 17 RABINDRA THAKUR ROAD, P.O.BAHRAMPUR (WEST BENGAL), , PH :742101-9732628065 / 03482-224516.	1152.#	THE QUICKEST (2879), BANS KOPA, (NEAR PARADISE INN), G.T. ROAD, DURGAPUR-713 212, PH :713212-9832165126 / 9735149985.	1163.**	AUTOKRAFT (620), F 1/G-3, RIC IND.ESTATE UPEN BANERJEE ROAD, PARNASREE, CALCUTTA - 700060 (W.B.), PH :700060-9830053331 / 9830153099.	1178.#	RUSSA ROAD SERVICE STATION (622), 30 SP MUKERJEE RROAD, CALCUTTA - 700025 (W.B.), , PH :700025-9748757842 / 033-24551146.
BALURGHAT		FARAKKA		1164.*	BHAWANIPUR AUTO CENTRE (628), 49 S.P.MUKHERJEE ROAD, CALCUTTA - 700 026 (W.B.), , PH :700026-9831783130 / 033-24766011.	1179.#	SONA AUTO UDYOG (3144), 1404 PURBACHAL MAIN ROAD, OPP. KALIKAPUR MARKET, KOLKATA-700 099, PH :700099-9804608684 / 7439023140.
1144.#	GHOSH AUTOMOBILES (2644), NARAYANPUR, BALURGHAT, DAKSHIN DINAJPUR-733 101, PH :733101-9434963493 / 03522-255411.	1153.**	SPEED WHEEL SERVICE CENTRE (1056), TTS HCC COLONY, FARAKKA, P.O. NABARUN, DISTT. MURSHIDABAD (W.B.), PH :742236-9434101917 / 9932481009.	1165.#	CAMAC (621), 2/E CAMAC STREET, CALCUTTA-700016(W.B.), , PH :700016-9831493716 / 9831553520.	1180.#	TECHNO AUTO WORKS (4669), 619, RAJA RAM MOHAN ROY ROAD, BIREN ROY ROAD EAST, BEHALA, KOLKATA-700008, PH :700008-9830111258 / 033-24068823.
BANDEL		HALDIA		1166.#	CLASSIC ENGINEERING WORKS, 620 D H ROAD BEHALA INDUSTRIAL ESTATE, PLOT NO.G-1, KOLKATA-700 034, PH :700034-9903390559 / 033-24477502.	1181.#	ULTRA CRAFT (4643), 103/1B, RAJA DINENDRA STREET, KOLKATA-700006, WEST BENGAL, PH :700006-9831313321 / 9830741255.
1145.#	CAR HOSPITAL (3675), 2 NO. NETAJI PARK, G.T. ROAD, (OPP. MILITARY COLONY), BANDEL (WEST BENGAL), PH :712102-9038021085 / 9038021085.	HOWRAH		1167.*	DELUXE SERVICE STATION (672), P-256 257 CIT ROAD, CALCUTTA-700 010, , PH :700010-9836490083 / 9830582979.	1182.#	YOUNG AUTOMOBILES (637), 50/2 HAZARA ROAD, CALCUTTA-700 019.(W.B.), , PH :700019-9830778611 / 9830250904.
BARRACKPORE		1155.#	GREWAL AUTO SERVICE (1570), 97/1 FORESHORE ROAD, SHIBPUR, HOWRAH-711 102, PH :711102-9831017806 / 9831017806.	1168.**	DIAL AUTOMOBILES PVT.LTD. (643), 162 A PARY MOHAN RAY ROAD, CALCUTTA-700027(W.B.), PH :700027-9830552191 / 7044546528, 033-24484393.	1183.#	ZENITH AUTO (5529), BOHLA NATH SARANI,CHINAR PARK, RAJARHAT , KOLKATA-700157, DISTRICT - KOLKATA, WEST BENGAL, PH :700157-9830643781 / 9073670565.
1146.#	SAMANTA AUTOMOBILES PVT LTD (268), CHIRIMORE, BARRACKPORE-743 101, NORTH -24 PARGANAS, WEST BENGAL, PH :743101-9831054432 / 9831823079.	JAIGAON		1169.#	FORTUNE AUTO CARE (3167), 16 G/6 KHANPUR ROAD, KOLKATA-700 047, (W.B.), PH :700047-9831754527 / 033-24214439.	1184.#	ZOVAN AUTOMOBILES P.VT. LTD (5578), 42/A1B,RAJA SANTOSH ROAD, KOLKATA, DISTRICT - KOLKATA, WEST BENGAL, PH :700027-9831082193 / 9874823274.
BIRPARA		1156.**	SHAKTI TRADING CO. (770), M.G. ROAD, JAIGAON-736 182, , PH :736182-7760808990 / 9233780027.	1170.#	INTERNATIONAL AUTO WORKS (2648), 48-C SOUTH TANGRA ROAD, KOLKATA-700 046, , PH :700046-9163703015 / 9331265805.	KRISHNANAGAR	
1147.#	PARTAP ENGINEERING WORKS (8942), NH-31, DEMDIMA, PO-BIRPARA, PIN -735204, DISTRICT JALPAIGURI, WEST BENGAL, PH :735204-9832429319 / 03563-266494.	JALPAIGURI		1171.*	MARUTI LINK (1633), CK-12 SECTOR 2, SALT LAKE, CALCUTTA-700 091, PH :700091-9831180421 / 7980140734.	1185.#	HIGHWAY SERVICE CENTRE (4455), ASHA DEEP, N.H-34, KRISHNANAGAR, NADIA-741101, WEST BENGAL, PH :741101-9434165494 / 9831186730.
BOLPUR		1157.#	AUTOSTEL (646), SAKOAJHORA, P.O. GAIRKATA-735 212, DIST.JALPAIGURI, (W.B.), PH :735212-9934111868 / 03567-233116.	1172.**	MOTORKRAFT (635), P-149 REMOUNT ROAD, CALCUTTA-700 027 (W.B.), , PH :700027-033-24493849 / 9830153099.	1186.#	TARA MA AUTOMOBILES (1947), AUROBINDRA SARANI (NEAR KRISHNANAGAR WOMEN'S COLLEGE), KRISHNANAGAR,NADIA, , WEST BENGAL 741101, PH :741101-8001100930 / 8515804802.
1148.#	BASUNDHARA AUTOMOBILES (4241), GOAL PARA, BOLPUR SURI ROAD, BOLPUR, PH :731235-9832132851 / 7602117151.	1158.**	S.S. AUTOMOBILES (3664), ASSAM MORE, JALPAIGURI, WEST BENGAL-735 101, PH :735101-9434340252 / 03561-255220.	1173.**	NORTH POINT MOTORS PVT. LTD. (344), DUTTO BAGAN - 3D/1 BUS TERMINUS, 64/2B BELGACHIA ROAD, CALCUTTA-700 037, PH :700037-9830220069 / 9836445432.	MADHYAMGRAM	
CHINSURAH		KALYANI					
1149.#	UNIVERSAL AUTO REMEDY (648), C/O MR.BN CHATTERJEE, BHAGABOTI DANGA KHADINA MORE, PO CHINSURAH, HOOGHLY-712102, PH :712102-9830056592 / 9433733293.	1159.#	GOPAL AUTO SERVICE CENTRE (3373), B.K. EXPRESSWAY, BUDHHA PARK, KALYANI-741 235, NADIA (WEST BENGAL), PH :741235-9831319161 / 7003934349.				
COOCH BEHAR							

** A-Category Mass : Free & paid Service, Major repairs & Accidental repairs

C-Category Mass : Free & paid Service & Minor repairs

* B-Category Mass : Free & paid Service & Major repairs

D-Category Mass : Free Service & Minor repairs

MARUTI AUTHORISED SERVICE STATION (MASS) (AS ON 31.03.2022)

1187.#	J G BEHAL AUTO (4653), DOLTALA, GANGANAGAR, MADHYAMGRAM, KOLKATA-700129 (WEST BENGAL), PH :700129-9831094430 / 9833024389.	1197.**	CAR CARE (8929), B.T. ROAD, SODEPUR, P.O.: SUKCHAR, 24 PARGANAS (NORTH), PH :700115-9674907411 / 9735138098.
1188.*	PAUL AUTOMOBILES (671), JESSORE ROAD, MADHYAMGRAM, DOHARIYA PO GANGANAGAR, DISTT 24 PGNS NORTH, PH :700132-9830239001 / 033-28261051.	SRIRAMPUR	
MALDA		1198.*	MARUTI AUTO CENTRE (2167), 85/18 G.T. ROAD (WEST), PO : MULLIKPARA, SRIRAMPUR, HOOGLY-712 203 (W.B.), PH :712203-9830191251 / 033-26225634.
1189.#	ABHISEK AUTO CENTRE (1976), N.H.34, NEAR ST. XAVIER SCHOOL, P.O. MOKDUMPUR, DISTT. MALDA-732 101 (W.B.), PH :732101-9434065360 / 03512-253987.	SURI	
MIDNAPORE		1199.#	PANCHANATH AUTOMOBILES (4456), BROJARGRAM BARABAGAN, BAKRESWAR, PATHARCHAPURI HIGHWAY MORE, SURI, WEST BENGAL-731101, PH :731101-9732026250 / 03462-225558.
1190.#	CHATTERJEE AUTOMOBILE (4960), INDUSTRIAL GROWTH AREA, KHASJANGAL (NEAR KERANICHOTI), MIDNAPORE-721101, DISTRICT-PACHIM MIDNAPORE, PH :721101-9434043558 / 9609673737.	ULUBERIA	
NARENDRAPUR		1200.#	APSARA SERVICE STATION (3374), NEAR BANITABLA CHECKPOST, ON NH-6, ULUBERIA-711 316, (W.B.), PH :711316-7797484735 / 033-26610656.
1191.#	A.M. AUTOMOBILES (3175), KAMALGAZI, NARENDURPUR, KOLKATA-700 103, (WEST BENGAL), PH :700103-8335860051 / 8336946581.		
PURULIA			
1192.#	BANERJEE AUTO SERVICE (640), S.P.BANERJEE ANALBILA VILLA, RANCHI ROAD, PURULIA.(W.B), PH :723101-9434656942 / 9933740074.		
RAGHUNATHGANJ			
1193.#	AUTO WHEEL (4427), NH 34, UMARPUR, PO GHORSALA, DO MURSHIDABAD, WEST BENGAL, PIN 742235, PH :742235-9434101917 / 9434083866.		
RUPNARAYANPUR			
1194.#	L K MOTORS PVT LTD. (3477), NH 2 BYPASS, POINT (CHOWRANGI), RUPNARAYANPUR (CHALBALPUR), BURDWAN-713 343, PH :713343-9091392314 / 9434107787.		
SILIGURI			
1195.#	BHAWANI MOTOR GARAGE (4844), BIDYASAGAR PALLY, NEAR RISHI BHAWAN, BURDWAN ROAD, SILIGURI-734405, WEST BENGAL, PH :734405-9641162127 / 9434376860.		
1196.#	MUM AUTO WORKS (4835), NEAR DELHI PUBLIC SCHOOL, PANCHANAI (DAGAPUR), SILIGURI, WEST BENGAL-734003, PH :734003-9832068537 / 9932190390.		
SODEPUR			

** A-Category Mass : Free & paid Service, Major repairs & Accidental repairs

C-Category Mass : Free & paid Service & Minor repairs

* B-Category Mass : Free & paid Service & Major repairs

D-Category Mass : Free Service & Minor repairs

MARUTI SERVICE MASTER (MSM) (AS ON 31.03.2022)

DELHI

DELHI

1. MARUTI SALES & SERVICE(DELHI) (0810-08-01),
C-119, INDUSTRIAL AREA PHASE-I, NARAINA,
NEW DELHI - 110028
PH :45541113.
2. J J IMPEX (DELHI) LTD(MARUTI SERVICE
MASTERS) (0883-08-01), F-39,OKHLA
INDUSTRIAL AREA,PHASE-II,NEW DELHI -
110020
PH :41612194, 40685500.
3. J J IMPEX (DELHI) LTD(MARUTI SERVICE
MASTERS) (0883-08-03), C-7 SMA INDUSTRIAL
ESTATE, G T KARNAL ROAD, NEW DELHI -
110033
PH :40715500, 40715501.

TAMIL NADU

CHENNAI

4. J J IMPEX (DELHI) LTD(MARUTI SERVICE
MASTERS) (1485-14-01), # 9, (SP),THIRU-VI-KA
INDUSTRIAL ESTATE, GUINDY, CHENNAI -
600032
PH :044-43563366, 43563367, 9176615000.

MARUTI SERVICE ZONE (MSZ) (AS ON 31.03.2022)

ARUNACHAL PRADESH

ITANAGAR

1. HIBRO AUTOMOBILES (7581-75-01), D-SECTOR, DISTT: PAPUMPARE, ITANAGAR - 791111
PH :7005337938.

ASSAM

BARPETA

2. ROY AUTO ENGINEERING WORKS (7281-72-01), POST OFFICE, BARPETA ROAD, MAIN ROAD , WARD NO.-4, ASSAM - 781315
PH :9954069396.

DULIAJAN

3. B.S. MOTORS (X881-X8-01), NO. 01, BORPOTHAR TINALI, DULIAJAN. - 786602
PH :9435719753.

BIHAR

PATNA

4. CITY AUTO SERVICES (1582-15-01), 9/1, PATLIPUTRA INDUSTRIAL ESTATE, PATLIPUTRA , PATNA - 800013
PH :9334117070/8210810240.

DELHI

DELHI

5. GALAXY AUTOMOBILES (0881-08-01), 8 INDUSTRIAL AREA,TILAK NAGAR,NEW DELHI, - 110018
PH :43276666.
6. A M AUTOMOBILES (A UNIT OF BLUE BIRD ENTERPRISES) (0891-08-01), 189-91, ,LAWRANCE ROAD,,DELHI - 110035
PH :48280000.

HARYANA

BALLABGARH

7. ROYAL MOTORS (9R82-9R-01), 21/5, G.T. ROAD, BALLABHGARD, DISTT-FARIDABAD - 121004
PH :4271800; 9899232536;9212142536.

MURTHAL

8. MURTHAL AUTO PVT. LTD. (BV81-BV-01), 44 HSIIDC, MURTHAL - 131027
PH :9215182230.

PANCHKULA

9. CARE TAKER (K381-K3-01), PLOT NO. 36, INDUSTRIAL AREA, PHASE-2, PANCHKULA - 134113
PH :9914115427.

PANIPAT

10. VIJAY MOTORS (D381-D3-01), PLOT# 136, INDUSTRIAL AREA, PHASE-1 - 132103
PH :9896118618.

SAHA

11. PUNJAB MOTOR & ENGG WORKS (1881-18-01), NH-73, SHAHZADPUR ROAD, SAHA, DISTT.- AMBALA - 133104
PH :9896666402.

YAMUNANAGAR

12. HIRA MOTOR GARAGE (D281-D2-01), PLOT NO 46, SHIVAJI PARK, OPPOSITE MADHU PALACE, YAMUNANAGAR, HARYANA - 135001
PH :8950000069.

HIMACHAL PRADESH

JASSUR

13. CLASSIC MOTOR GARAGE (8H81-8H-01), TEHSEEL NOOPUR, KANGRA, JASSUR, HIMACHAL PRADESH - 176201
PH :9882217575 , 9459500613.

JAMMU AND KASHMIR

SRINAGAR

14. RAHIM MOTORS (1281-12-01), SIDGO INDUSTRIAL AREA, RANGRETH, SRINAGAR - 2441384
PH :9906631702.

JHARKHAND

RANCHI

15. PODDAR MOTOR (P) LTD. (5181-51-01), 47, 48 , KOKAR INDUSTRIAL AREA, RANCHI. - 834001
PH :2544661, 2542650.

KERALA

COCHIN

16. AUTOTEAM SALES & SERVICES PVT.LTD (2781-27-01), PIPELINE ROAD, PADIVATTOM, COCHIN, ERNAKULAM, COCHIN - 682024
PH :9025730007.

PATHANAMTHITTA

17. AGT MOTORS (W881-W8-01), AGT TOWERS, PUTHENPEEDI, OMALLUR, PATHANAMTHITTA - 689640
PH :9288117477.

MADHYA PRADESH

NEEMUCH

18. AUTO SCAN (3T81-3T-01), MHOW ROAD,NEEMUCH,MADHYAPRADESH, - 454775
PH :9425106588.

MAHARASHTRA

PUNE

19. MARUTI CARE POINT (1981-19-02), 17/1, RAHATANI, AUNDH-CHINCHWAD ROAD, OPP PCMC 'D' PRABHAG KARYALAY, NEXT TO HP SUBHIKA PETROL PUMP, RAHATNI, PUNE, MAHARASHTRA - 411017
PH :9689901459.

THANE

20. THANAWALA MOTOR AGENCY (P) LTD (3981-39-01), B-31, OPPOSITE ITI,WAGLE ESTATE MAIN ROAD,WAGLE ESTATE,THANE - 400007
PH :9833947772, 9833947778.

ODISHA

KEONJHAR

21. KUMAR AUTOMOBILES (7U81-7U-01), DHRUPADA, KEONJHAR, ORISSA - 758001
PH :9437075366.

PUNJAB

BATALA

22. CITI AUTOMOBILES (V581-V5-01), NEAR GURUDWARA ACHAL SAHIB, PATHANKOT JALANDHAR ROAD, BATALA, - 143505
PH :9876024243 , 9876024254.

MOGA

23. SM AUTO CARE CENTRE (H681-H6-01), OOP. ITI , G.T. ROAD, MOGA - 142001
PH :06136-226807.

RAJASTHAN

JAIPUR

24. KATARIA AUTOZONE PVT.LTD (1181-11-01), 1-A; NARAYANPURI,KATARIA KRISHI FARM,SIRSI ROAD, JAIPUR - 302034
PH :7427059388.

TELANGANA

HYDERABAD

25. RETOUCH (1082-10-01), H.NO. 3-67/A, B, C, D,NEW NAGOLE COLONY,NAGOLE VILLAGE, HYDERABAD,NAGOLE, HYDERABAD - 500068
PH :9848062263.

UTTAR PRADESH

ALIGARH

26. VINEET MOTORS (B681-B6-02), PLOT NO.D-138 &139, SECTOR-1, TALA NAGARI, RAMGHAT ROAD, ALIGARH - 202001
PH :9917473052, 9582123586.

GHAZIABAD

27. KAP AUTOMOBILES PVT. LTD. (5981-59-01), D-BLOCK SHASHTRI NAGAR,HAPUR ROAD,GHAZIABAD - 201002
PH :0120-4538200 , 9717629599, 9810523345.

28. CHIRAG AUTOMOBILES (5983-59-01), PLOT NO. B1, SECTOR-B3, TRONICA CITY, GHAZIABAD - 201102
PH :9582945510, 9999107841.

LUCKNOW

29. K M AUTOCRAFT (1381-13-01), 76/3, BARAURA, HUSSAIN BARI, HARDOI ROAD, LUCKNOW - 226003
PH :2473369.

MEERUT

30. UNIQUE CAR SCANNERS (4881-48-01), PLOT NO:514/4, SURAJ KUND ROAD, MEERUT, - 250001
PH :9837072642.

NOIDA

31. MOTORCRAFT INDIA PVT LTD (A181-A1-01), F-8 & 9,SECTOR-8,NOIDA - 201301
PH :08826172222 & 09971689689.
32. MOTORCRAFT INDIA PVT LTD (A181-A1-02), C-125,SECTOR-63,NOIDA, - 201301
PH :09958732222 & 09910282222.
33. JKM MOTORS (A184-A1-01), A-25,SECTOR 9,DISTT. GAUTAM BUDH NAGAR,NOIDA - 201301
PH :0120-4052400, 9899424000.
34. FAST TRACK AUTOCARE(INDIA) PVT. LTD. (A185-A1-01), A-13, SECTOR 63, NOIDA, G.B. NAGAR - 201301
PH :45811111; 4581131/9650631111.

SAHIBABAD

35. FAST TRACK SERVICES (M981-M9-01), PLOT NO.40/1B/2, 3 & 4, SITE 4, INDUSTRIAL AREA, SAHIBABAD, DISTT. GHAZIABAD (U.P.). - 201010
PH :9560868111.

UNNAO

36. VISHAL WHEELERS PVT. LTD. (1382-KL-01), PLOT NO. 1164, KANPUR-LUCKNOW BYE PASS, UNNAO, UTTAR PRADESH, - 209801
PH :2830610,2831248.

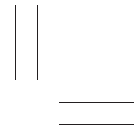
VARANASI

37. PRATAP ENGINEERS (8481-84-01), S 2, 653/A-2, CLUB ROAD, VARANASI - 221002
PH :25100469, 9415203641.

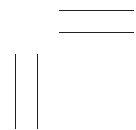
WEST BENGAL

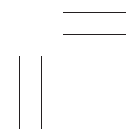
KOLKATA

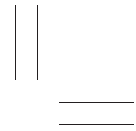
38. MANOCO SALES (P) LTD. (0681-06-01), 25/1, CHETLA CENTRAL ROAD, OPPOSITE CHETLA PARK, KOLKATA - 700027
PH :24568326, 24486568, 24568325.

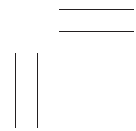


This image shows a blank sheet of white paper designed for handwriting practice. It features ten evenly spaced, horizontal dashed lines that run across the entire width of the page. These lines are intended to guide the placement of letters, typically serving as the midline for capital letters and lowercase letters respectively. The background is plain white, and there are no other markings or text present.



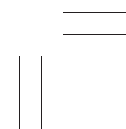
[illegible]



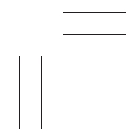
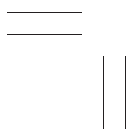


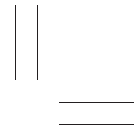


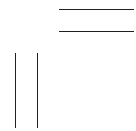
This image shows a full page of white paper with ten horizontal dashed lines, evenly spaced from top to bottom. These lines are typical of primary-ruled notebook paper used for teaching handwriting or basic writing skills. There are no margins, text, or other markings on the page.

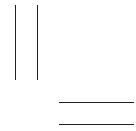
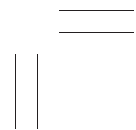


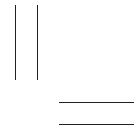


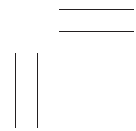


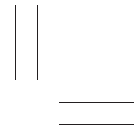


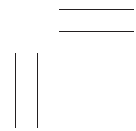


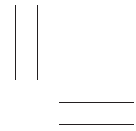
[illegible]

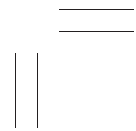


















BATTERY LABEL SYMBOL MEANINGS

	No smoking, no naked flames, no sparks		Battery acid
	Shield eyes		Note operating instructions
	Keep away from children		Explosive gas

Prepared by
MARUTI SUZUKI INDIA LIMITED

Service Division
May, 2023

Part No. 99011M55R10-74E
Printed in India

**For round-the-clock on-road assistance,
call Maruti On-road Service at 1800 102 1800[#] / 1800 1800 180[#]**

[#] No STD code to be prefixed.

 **MARUTI SUZUKI**
GENUINE ACCESSORIES

 **MARUTI SUZUKI**
GENUINE PARTS

 **MARUTI SUZUKI**
COST PROTECT

 **MARUTI SUZUKI**
HELPLINE

 **MARUTI SUZUKI**
ROAD SERVICE

SERVICE DIVISION

MARUTI SUZUKI INDIA LIMITED

Palam-Gurgaon Road, Gurgaon – 122 015 (Haryana), India

Visit us at: www.marutisuzuki.com



99011M55R10-74E

CODE 01/05/2023/5000