

 **MARUTI SUZUKI** ARENA

MARUTI SUZUKI INDIA LIMITED

Plot No.1, Nelson Mandela Road,
Vasant Kunj, New Delhi - 110070, India

Dealer Stamp

SWIFT
BELIMITLESS





EXCITEMENT, LIKE NEVER BEFORE.

If your need for extreme fuels your soul

If your desire for adrenaline powers your passion

If your search for thrill makes you exceed your own limits

Then look no further as the all-new Swift is here

Get ready to experience a new level of excitement.

Get ready, for The Swift.



Precision Cut Two Tone Alloy Wheels

DESIGNED TO THRILL.

When it's about excitement and sheer road dominance, the Swift certainly knows how to make its presence felt. Its Floating Roof Design, solid shoulder lines, rich side body sculpting and Precision Cut Alloy Wheels, all unite to create a machine that's simply crafted to thrill.

*Black glass on the vehicle is due to lighting effect.





LED Projector Headlamps with DRLs



LED Rear Combination Lamps



Electrically Foldable and Adjustable
ORVMs with Turn Indicators

The Signature LED Daytime Running Lamps (DRLs) paired with LED Projector Headlamps and auto lighting mechanism lends Swift the confidence to be unstoppable. The Aggressive Front Grille and the Muscular Front Fascia amplify its overall active and dynamic personality.



Aggressive Front Grille



Driver Oriented Cockpit Design

STYLED TO BE SPORTY.

The Driver Oriented Cockpit Design boosts the overall drivability of the Swift. The interior design innovation tilts the operational components towards the driver, thus maximising the level of control the driver can enjoy while chasing adventures.



Leather* Wrapped Steering with Flat Bottom Design



Bolstered Seats for Enhanced Comfort

All black interiors combined with Urbane Satin Chrome Finish enhance the overall sporty appeal of the Swift's interiors. The cabin is equipped with well-bolstered front seats for greater comfort, even during sharp turns.



Expanded Boot with 60:40 Split Rear Seat



Sporty and Spacious Cabin

*Certain parts of the leather upholstery contain man-made material.



Push Start-Stop Button



Steering Mounted Audio Controls



Automatic Climate Control



Smart Key

DRIVEN BY TECHNOLOGY.

The new and intuitive Smartplay Studio gives you the power to connect, navigate and get entertained as you chase new adventures, all by using the Steering Mounted Controls or by simply commanding it using your voice. This makes the Swift unmistakably futuristic. The Automatic Climate Control keeps the Swift comfortable on the inside, even when things get extreme and pulsating outside.



Smartplay Studio



AUTOMATED FOR EASE.

The advanced Auto Gear Shift* (AGS) Technology available in petrol variants, lets you switch between automatic and manual mode. With no requirement of a clutch pedal, AGS offers ease and comfort of driving without compromising on fuel economy.

Auto Gear Shift Technology

*The AGS Technology is available in Vxi, Zxi, Zxi+, variants only.



POWERED TO THE CORE.

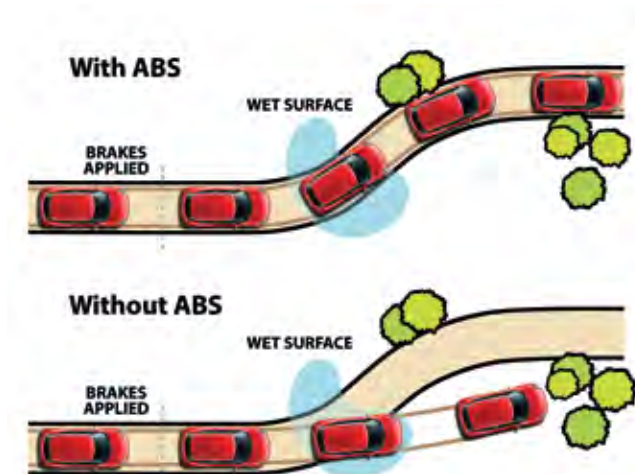


1.2 L VVT Engine

The powerful VVT Petrol Engine in the Swift is engineered to deliver an unmatched driving experience. The performance delivered by the powertrain makes the Swift a machine that's capable of outperforming every challenge, every time.

SAFETY LEVELLED UP.

From Dual Front Airbags to ABS with EBD, the Swift packs a host of safety features that make sure it's always ready and secure. The all-new Heartect Platform employs High Tensile Steel at all the right places to improve the overall safety, rigidity and NVH performance of the Swift.



ABS with EBD and Brake Assist




Front Dual Airbags



Reverse Parking Sensors with Camera



IsoFix with Child Seat Restraint System



Solid Heartect Platform

**BOLD IN
EVERY COLOUR.**



Solid Fire Red



Pearl Arctic White



Metallic Silky Silver



Metallic Magma Grey



Pearl Metallic Midnight Blue



Pearl Metallic Lucent Orange

EQUIPMENT LIST

FEATURES	Lxi	Vxi	Zxi	Zxi+
TRANSMISSION TYPE	5MT	5MT/5AMT	5MT/5AMT	5MT/5AMT
EXTERIORS				
LED Projector Headlamps	—	—	—	✓
LED Daylight Running Lamps	—	—	—	✓
LED Rear Combination Lamp	✓	✓	✓	✓
LED High Mounted Stop Lamp	✓	✓	✓	✓
Wheels (Steel/Alloy/Precision Cut Alloy)	Steel	Steel	Alloy	Precision Cut Alloy
Full Wheel Covers	—	✓	—	—
Side Turn Indicators on ORVMs	—	✓	✓	✓
Body Coloured ORVMs	—	✓	✓	✓
Body Coloured Bumpers	✓	✓	✓	✓
Body Coloured Outside Front Door Handles	—	✓	✓	✓
INTERIORS				
Leather^ Wrapped Steering Wheel	—	—	✓	✓
Meter Illumination	Amber	White	White	White
Silver Finish on Door Trims	—	—	✓	✓
Outside Temperature Display	—	(AMT only)	✓	✓
Co-Driver Side Sunvisor with Vanity Mirror	—	✓	✓	✓
Driver Side Sunvisor with Ticket Holder	—	✓	✓	✓
Front Seat Back Pocket (Co-Driver side)	—	✓	✓	✓
Chrome Parking Brake Lever Tip	—	✓	✓	✓
IP Ornament	—	✓	✓	✓
Gear Shift Knob in Piano Black Finish	—	✓	✓	✓
Chrome Inside Door Handles	—	✓	✓	✓
Tachometer	—	✓	✓	✓
Front Dome Lamp	✓	✓	✓	✓
SAFETY & SECURITY				
Dual Front Airbags	✓	✓	✓	✓
ABS with EBD and Brake Assist	✓	✓	✓	✓
Reverse Parking Sensors	✓	✓	✓	✓
Reverse Parking Camera	—	—	—	✓
Security Alarm System	—	✓	✓	✓
Pinch Guard Power Window + Auto Up (Driver Side)	—	—	✓	✓
Front Seat Belts with Pre-Tensioner and Force Limiter	✓	✓	✓	✓
Pedestrian Protection Compliance	✓	✓	✓	✓
IsoFix with Child Seat Anchorages	✓	✓	✓	✓
Front Fog Lamps	—	—	✓	✓
Speed Sensitive Automatic Door Lock	—	✓	✓	✓

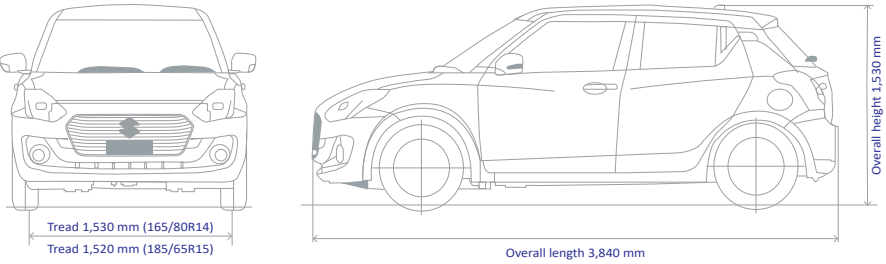
^Certain parts of the leather upholstery contain man-made material.

FEATURES	Lxi	Vxi	Zxi	Zxi+
TRANSMISSION TYPE	5MT	5MT/5AMT	5MT/5AMT	5MT/5AMT
Seat Belt Reminder & Buzzer (Driver & Co-Driver Side)	✓	✓	✓	✓
Day and Night Adjustable IRVM	—	✓	✓	✓
Engine Immobilizer	✓	✓	✓	✓
High Speed Alert System*	✓	✓	✓	✓
AUDIO & ENTERTAINMENT				
17.8 cm Touchscreen Smartplay Studio	—	—	—	✓
Navigation System with Live Traffic Update (through Smartplay Studio App)	—	—	—	✓
AHA Platform (through Smartplay Studio App)	—	—	—	✓
Voice Command	—	—	—	✓
Smartphone Connect (Android Auto and Apple CarPlay)	—	—	—	✓
Remote Control (through Smartplay Studio App)	—	—	—	✓
Steering Mounted Audio & Calling Controls	—	✓	✓	✓
AUX-in, USB & Bluetooth Connectivity	—	✓	✓	✓
Audio Player with CD/MP3 & FM/AM	—	✓	✓	—
Door Speakers (4)	—	✓	✓	✓
Tweeters (2)	—	—	✓	✓
Roof Antenna	✓	✓	✓	✓
COMFORT & CONVENIENCE				
Engine Push Start-Stop Button with Smart Key	—	—	✓	✓
Auto Headlamps (lead me to vehicle/follow me home)	—	—	—	✓
Automatic Climate Control	—	—	✓	✓
Manual Air Conditioner with Heater	✓	✓	—	—
Remote Keyless Entry System	—	✓	✓	✓
Central Door Locking	—	✓	✓	✓
Auto Down Power Window (Driver Side)	—	✓	✓	✓
Power Windows (Front + Rear)	—	✓	✓	✓
Power & Tilt Steering	✓	✓	✓	✓
Manually Adjustable ORVMs	✓	—	—	—
Electrically Adjustable ORVMs	—	✓	✓	✓
Electrically Retractable ORVMs	—	—	✓	✓
Electromagnetic Back Door Opener	—	✓	✓	✓
Remote Back Door Opener	✓	—	—	—
Remote Fuel Lid Opener	✓	✓	✓	✓
Rear Defogger	—	—	✓	✓

FEATURES	Lxi	Vxi	Zxi	Zxi+
TRANSMISSION TYPE	5MT	5MT/5AMT	5MT/5AMT	5MT/5AMT
Rear Wiper & Washer	—	—	√	√
Adjustable Front Seat Headrests	—	√	√	√
Adjustable Rear Seat Headrests	—	—	√	√
Height Adjustable Driver Seat	—	√	√	√
Gear Shift Indicator	√	(MT only)	(MT only)	(MT only)
Gear Position Indicator	—	(AMT only)	(AMT only)	(AMT only)
Driver Side Foot Rest	—	(AMT only)	(AMT only)	(AMT only)
60:40 Split Rear Seat	—	—	√	√
Rear Parcel Shelf	—	√	√	√
Luggage Room Lamp	—	—	√	√
Front Accessory Socket	√	√	√	√
Low Fuel Warning Lamp	√	√	√	√
Multi Information Display	√	√	√	√
Door Ajar Warning Lamp	√	√	√	√
Headlamp On Reminder	√	√	√	√
BODY TYPE				
PETROL				
Variants	Lxi , Vxi, Vxi AMT, Zxi, Zxi AMT, Zxi+, Zxi+AMT			
Seating Capacity	5			
ENGINE				
Emission Type	BSVI			
Capacity	1197cc			
Number of Cylinders	4			
Max Power (kW @ rpm)	61 kW @ 6000 rpm			
Max Torque (Nm @ rpm)	113 Nm @ 4200 rpm			
TRANSMISSION				
Type	5MT / 5AMT			
DIMENSIONS				
Length (mm)	3840			
Width (mm)	1735			
Height (mm)	1530			
Wheelbase (mm)	2450			
Track, Front (mm)	1530 (165/80R14), 1520 (185/65R15)			
Track, Rear (mm)	1530 (165/80R14), 1520 (185/65R15)			
Boot Space (L)	268			

Maruti Suzuki India Limited reserves the right to change, without notice, price, colours, equipment specifications, and models and also to discontinue models and/or replace any part or accessory with any product. Accessory and feature shown in the pictures may not be a part of standard equipment and will differ according to the variant. Any offers made will be subject to availability of the product. For more details, contact your nearest store. ** Spare wheel material is steel and spare tyre size is 165/80R14. *The speed alert system gives audible warning for alert of over-speed to driver. When vehicle speed exceeds about 80 km/h, primary level warning with two beeps will sound every minute. When the vehicle speed exceeds about 120 km/h, secondary level warning with continuous beeps will sound. If the vehicle speed is slowed down to about 118 km/h, primary warning will resume. If the vehicle is slowed down to about 78 km/h, speed alert warning will stop. This buzzer does not indicate any malfunction in vehicle.

BODY TYPE	PETROL
WEIGHT	
Kerb Weight (kg)	855-885
Gross Vehicle Weight (kg)	1315
BRAKES	
Front	Disc
Rear	Drum
STEERING	
Power Steering Type	Electric
Turning Radius (m)	4.8
SUSPENSION	
Front	Mac Pherson Strut
Rear	Torsion Beam
TYRE SIZE	
Steel	Lxi , Vxi, Vxi AMT : 165/80 R14
Alloy**	Zxi, Zxi AMT, Zxi+, Zxi+AMT : 185/65 R15
FUEL TANK	
Fuel Tank Capacity (L)	37



The drawings shown are general specifications of the vehicle.

PETROL MT

21.21^{*}

km/l

PETROL AMT

21.21^{*}

km/l

*As certified by Test Agency Under Rule 115 (G) of Central Motor Vehicles Rules, 1989.