

[illegible]

**MAINTENANCE SERVICE RECORDS**

DATE OF SERVICE	KIND OF SERVICE	MILEAGE (KM)	DESCRIPTION OF JOB	NAME OF SERVICING DEALER/ MASS	JOB CARD NO.	MECHANICS SIGNATURE

F: .... FREE SERVICE, P:..... PAID SERVICE, W:..... WARRANTY JOB, A:..... ACCIDENTAL JOB

### WHICHEVER COMES FIRST

*O: Rotate. I: Inspect, clean, adjust, lubricate or replace as necessary*

**JOB**

- |  |
|--|
|  |
|  |
|  |

- 11

- |  |  |
|--|--|
|  |  |
|  |  |
|  |  |

1

- |  |
|--|
|  |
|  |
|  |
|  |

- |  |  |
|--|--|
|  |  |
|  |  |

**JOB**

- 11

- |  |
|--|
|  |
|  |
|  |
- 
- |  |
|--|
|  |
|  |

- |  |
|--|
|  |
|  |
|  |

- 10

- |  |
|--|
|  |
|  |
|  |
|  |

---

- 2

\*MODEL CODES: ALTO-MRF308/310/410/308C, BALENO-MY416, MARUTI 800-MB308, ESTEEM-MF413/MF415D, GYPSY KING-MG413W, OMNI-MT308, VERSA-MGA413, WAGONR-MRD410, ZEN-MH410/MH415D, SWIFT-RS412/RS413/RS413D, SX4-RW416/416C, GRAND VITARA XL7-JA627, ZEN ESTILO-RK410/310/310C, SWIFT DZIRE-RN412/RN413/RN413D, A-STAR-AMF310, RITZ-A5E412/A5E413D, EECO-MGA412/412C, NEW WAGONR-A1J310/310C, ALTO800-AOD308/308C, ERTIGA-AV1414/413D, CELERIO-AVH310/310C, CIAZ-AVB414/AVB413D.

**(DEALER'S COPY) (1,000 KM or 1 MONTH)**



Model Code*											
Chassis No. :											
Engine No. :											
Mileage											
Date of Delivery											
Date of Inspection											
Registration No.											
Service Dealer/Mass Code											
Customer Name											
Address (Please write complete address)											
Telephone No.											



Customer's Signature



## 2ND. FREE INSPECTION COUPON (CUSTOMER'S COPY) (5,000 KM or 6 MONTHS)

WHICHEVER COMES FIRST

JOB MARK: : Checked OK, A: Adjust, C: Clean, R: Replace or Change, L: Lubricate, T: Tighten,  
O: Rotate, I: Inspect, clean, adjust, lubricate or replace as necessary

### 1. ENGINE

1. Engine Coolant (Level, Leakage)
2. Engine Oil (Level, Leakage)
3. Cooling System hoses & connections (Leakage, Damage)
4. Exhaust System (Noise, Leakage)
5. PCV System (Hoses, Connections, Valve)

JOB


### 2. FUEL

1. Air cleaner (Clean) (Petrol)
2. Fuel filter, Fuel tank cap, Fuel lines and connections (Leakage)
3. Fuel filter water draining (Diesel)


### 3. CLUTCH AND TRANSMISSION

1. Clutch slipping (Dragging, Damage)
2. Transmission Oil/Differential/Transfer oil (Level Leakage)
3. Automatic Transmission Fluid (Level, Leakage)
- \*4. Hose A/T fluid (Inspect)
- \*5. Gear Shifter Cables (Operation)
6. Drive shaft boots (Damage)
7. Clutch Fluid (Level, Leakage)


### 4. BRAKE

1. Brake fluid (Level, Leakage)
2. Brake pedal (Pedal to wall clearance)
3. Parking brake lever (Play)
4. Brake Disc & Pads (Inspect)
5. Brake hoses & pipes (Leakage, Damage)


### 5. WHEEL

1. Tyres (Air pressure, Abnormal wear, Rotation)
2. Wheels (Inspect)
3. Front/Rear Wheel Bearings (Loose, Damage)


### 6. FRONT AND REAR SUSPENSION

1. Suspension strut/shock absorber (Oil Leakage)
2. Suspension arms, Knuckle, Rear spring (Damage, Loose)
3. All Nuts & Bolts (Tighten)

JOB


### 7. STEERING

1. Steering wheel (Play)
2. All Rods & Arms (Loose, Damage, Wear)
3. Power Steering System (Operation)
4. Steering gear box (Inspect)
5. Tilt steering (Operation) (if equipped)


### 8. ELECTRICAL

1. Battery electrolyte (Level, Leakage)
2. Lighting system/Horn (Operation)
3. Wiring Harness Connections (Looseness)
4. Wiper (Operation)


### 9. BODY

1. All Latches, Hinges & Locks/Central Locking (Operation/Lubrication)
2. All Chassis nuts & bolts (Inspect)
3. Seat belt (Operation)
4. Seat latch, lever & knob (Operation)


### 10. FOR MARUTI AIR-CONDITIONED VEHICLES

1. Drive belt (Tension, Damage)
2. Check functioning of Recirc flap
3. Check all Hose Joints
4. Tighten Compressor Mounting Bolts
5. Clean Condenser with low pressure water
6. A/C filter element (Inspect)


### 11. ROAD TEST

1. Operation of Brakes, clutch Gear shifting and Speedometer
2. Body & Chassis noise


\*APPLICABLE FOR AUTOMATIC TRANSMISSION ONLY

COST OF MATERIALS AND CONSUMABLES TO BE BORNE BY CUSTOMER

## 2ND. FREE INSPECTION COUPON

(DEALER'S COPY) (5,000 KM or 6 MONTHS)

Model Code*									
Chassis No. :									
Engine No. :									
Mileage									
Date of Delivery									
Date of Inspection									
Registration No.									
Service Dealer/Mass Code									

Mechanic's Signature
Service Manager's Signature
Customer's Signature

\*MODEL CODES: ALTO-MRF308/310/410/308C, BALENO-MY416, MARUTI 800-MB308, ESTEEM-MF413/MF415D, GYPSY KING-MG413W, OMNI-MT308, VERSA-MGA413, WAGONR-MRD410, ZEN-MH410/MH415D, SWIFT-RS412/RS413/RS413D, SX4-RW416/416C, GRAND VITARA XL7-JA627, ZEN ESTILO-RK410/310/310C, SWIFT DZIRE-RN412/RN413/RN413D, A-STAR-AMF310, RITZ-A5E412/A5E413D, EECO-MGA412/412C, NEW WAGONR-A1J310/310C, ALTO800-AOD308/308C, ERTIGA-AVI414/413D, CELERIO-AVH310/310C, CIAZ-AVB414/AVB413D.

Stamp of Selling dealer (Code & Full Address)

**For Servicing Dealer/Mass**

- 1.0 : Please fill up Model codes correctly.
- 2.0 : Please fill up Complete chasis No.
- 3.0 : Please fill up customer details i.e. Address and Telephone No. legibly and correctly of the latest owner.

**For Selling Dealer**

- 1.0 : Please send all Free Service Coupon to us once in a month after settlement of free service charges.

Service Division  
Maruti Suzuki India Limited

Model Code							
Chassis No. :							
Engine No. :							
Mileage							
Date of Delivery							
Date of Inspection							
Registration No.							
Service Dealer/Mass Code							

Mechanic's Signature
Service Manager's Signature
Customer's Signature

### 3RD. FREE INSPECTION COUPON (CUSTOMER'S COPY) (10,000 KM or 12 MONTHS)

WHICHEVER COMES FIRST

JOB MARK: : Checked OK, A: Adjust, C: Clean, R: Replace or Change, L: Lubricate, T: Tighten,  
O: Rotate, I: Inspect, clean, adjust, lubricate or replace as necessary

#### 1. ENGINE

1. Engine Coolant (Level, Leakage)
2. Cooling System hoses & connections (Leakage, Damage)
3. Engine oil & oil filter (Replace)
4. Cylinder head & Manifolds Nuts & Bolts (Tight)

#### 2. FUEL

1. Air cleaner / Cyclon (Clean) (Petrol)
2. Fuel filter, Fuel tank cap, Fuel lines and connections (Leakage)
3. Fuel filter - water draining (Diesel)

#### 3. CLUTCH AND TRANSMISSION

1. Clutch pedal (Play) (Petrol)
2. Clutch slipping (Dragging, Damage)
3. Transmission Oil/Differential/Transfer oil (Level Leakage)
- \*4. Automatic Transmission Fluid(Level, Leakage)
- \*5. Hose A/T fluid (Inspect)
6. Gear Shifter Cables (Operation)
7. Propeller Shaft play (Inspect)
8. Universal Joints slack (Inspect)
9. Drive shaft boots (Damage)
10. Clutch Fluid (Level, Leakage)

#### 4. BRAKE

1. Brake fluid (Level, Leakage)
2. Brake pedal (Pedal to wall clearance)
3. Parking brake lever (Play)
4. Brake Disc & Pads (Inspect)
5. Brake hoses & pipes (Leakage, Damage)
6. Brake Drums & Shoes (Inspect)

#### 5. WHEEL

1. Tyres (Air pressure, Abnormal wear, Rotation)
2. Wheels (Inspect)
3. Front/Rear Wheel Bearings (Loose,Damage)

#### JOB







#### 6. FRONT AND REAR SUSPENSION

1. Suspension strut/shock absorber(Oil Leakage)
2. Suspension arms, Knuckle, Rear spring (Damage, Loose)
3. All Nuts & Bolts (Tighten)

#### 7. STEERING

1. Steering wheel (Play)
2. All Rods & Arms (Loose, Damage, Wear)
3. Power Steering System (Operation)
4. Steering gear box (Inspect)
5. Tilt steering (operation) (if equipped)

#### 8. ELECTRICAL

1. Battery electrolyte (Level, Leakage)
2. Lighting system/Horn (Operation)
3. Wiring Harness Connections (Looseness)
4. Wiper (operation)

#### 9. BODY

1. All Latches, Hinges & Locks/Central Locking (Operation/Lubrication)
2. All Chassis nuts & bolts (Tighten)
3. Seat belt (operation)
4. Seat latch, lever & knob (operation)

#### 10. FOR MARUTI AIR-CONDITIONED VEHICLES

1. Drive belt (Tension, Damage)
2. Check functioning of Recirc flap
3. Check all Hose Joints
4. Tighten Compressor Mounting Bolts
5. Clean Condenser with low pressure water
6. A/C filter element (Inspect)

#### 11. ROAD TEST

1. Operation of Brakes, clutch Gear shifting and Speedometer
2. Body & Chassis noise

#### JOB







### 3RD. FREE INSPECTION COUPON (DEALER'S COPY) (10,000 KM or 12 MONTHS)

Model Code*									
Chassis No. :									
Engine No. :									
Mileage									
Date of Delivery									
Date of Inspection									
Registration No.									
Service Dealer/Mass Code									

Mechanic's Signature
Service Manager's Signature
Customer's Signature

\*MODEL CODES: ALTO-MRF308/310/410/308C, BALENO-MY416, MARUTI 800-MB308, ESTEEM-MF413/MF415D, GYPSY KING-MG413W, OMNI-MT308, VERSA-MGA413, WAGONR-MRD410, ZEN-MH410/MH415D, SWIFT-RS412/RS413/RS413D, SX4-RW416/416C, GRAND VITARA XL7-JA627, ZEN ESTILO-RK410/310/310C, SWIFT DZIRE-RN412/RN413/RN413D, A-STAR-AMF310, RITZ-A5E412/A5E413D, EECO-MGA412/412C, NEW WAGONR-A1J310/310C, ALTO800-AOD308/308C, ERTIGA-AV1414/413D, CELERIO-AVH310/310C, CIAZ-AVB414/AVB413D.

Stamp of Selling dealer (Code & Full Address)

**For Servicing Dealer/Mass**

- 1.0 : Please fill up Model codes correctly.  
2.0 : Please fill up Complete chasis No.  
3.0 : Please fill up customer details i.e. Address and Telephone No. legibly and correctly of the latest owner.

**For Selling Dealer**

- 1.0 : Please send all Free Service Coupon to us once in a month after settlement of free service charges.

Service Division  
Maruti Suzuki India Limited

Model Code							
Chassis No. :							
Engine No. :							
Mileage							
Date of Delivery							
Date of Inspection							
Registration No.							
Service Dealer/Mass Code							

Mechanic's Signature
Service Manager's Signature
Customer's Signature



## FOREWORD

This manual is an essential part of your vehicle and should remain with the vehicle when resold or otherwise transferred to a new owner or operator. Please read this manual carefully before operating your new MARUTI SUZUKI and review the manual from time to time. It contains important information on safety, operation and maintenance. You are invited to avail the three Free Inspection Services as described in the manual. Three free inspection coupons are attached to this manual. Please show this manual to your dealer while you take your MARUTI SUZUKI for any Service.

To prolong the life of your vehicle and reduce maintenance cost, the periodic maintenance must be carried out according to "PERIODIC MAINTENANCE SCHEDULE" described in "INSPECTION AND MAINTENANCE" section of this manual. It is essential for preventing trouble and accidents to ensure your satisfaction and safety.

Daily inspection and care as per "DAILY INSPECTION CHECKLIST" described in the "INSPECTION AND MAINTENANCE" section of this manual is essential for prolonging the life of the vehicle and for safe driving.

MARUTI SUZUKI INDIA LIMITED believes in conservation and protection of Earth's natural resources.

To that end, we encourage every vehicle owner to recycle, trade-in or properly dispose of, as appropriate, used Engine Oil, coolant and other fluids, batteries and tyres etc.

### MARUTI SUZUKI INDIA LIMITED

**All information in this manual is based on the latest product information available at the time of publication. Due to improvements or other changes, there may be discrepancies between information in this manual and your vehicle. MARUTI SUZUKI INDIA LIMITED reserves the right to make production changes at any time, without notice and without incurring any obligation to make the same or similar changes to vehicles previously built or sold.**

**This vehicle may not comply with standards or regulations of other countries. Before attempting to register this vehicle in any other country, check all applicable regulations and make any necessary modifications.**

## IMPORTANT

### **WARNING/** **CAUTION/NOTICE/NOTE**

Please read this manual and follow its instructions carefully. To emphasize special information, the symbol and the words **WARNING**, **CAUTION**, **NOTICE** and **NOTE** have special meanings. Pay particular attention to messages highlighted by these signal words:

#### **WARNING**

Indicates a potential hazard that could result in death or serious injury.

#### **CAUTION**


Indicates a potential hazard that could result in minor or moderate injury.

#### **NOTICE**

Indicates a potential hazard that could result in vehicle damage.

#### **NOTE:**

*Indicates special information to make maintenance easier or instructions clearer.*



75F135

The circle with a slash in this manual means "Don't do this" or "Don't let this happen".

## MODIFICATION WARNING

### **WARNING**

Do not modify your vehicle. Modification could adversely affect safety, handling, performance, or durability and may violate governmental regulations. In addition, damage or performance problems resulting from modification may not be covered under warranty.

### **NOTICE**

Improper installation of mobile communication equipment such as cellular telephones, CB (Citizen's Band) radios or any other wireless transmitters may cause electronic interference with your vehicle's ignition system, resulting in vehicle performance problems. Consult your MARUTI SUZUKI dealer or qualified service technician for advice.

### **WARNING**

Severe damage may be caused by the use of either poor quality fuel and/or lubricants not recommended by MARUTI SUZUKI.

## WARRANTY POLICY

Maruti Suzuki India Limited (hereinafter called "Maruti Suzuki"), warrants that each new Maruti Suzuki vehicle distributed in India by Maruti Suzuki and sold by an authorised Maruti Suzuki dealer will be free, under normal use and service, from any defects in material and workmanship at the time of manufacture SUBJECT TO THE FOLLOWING TERMS AND CONDITIONS:

### (1) Qualification:

To qualify for this warranty:

- (a) The Maruti Suzuki vehicle must be delivered by Maruti Suzuki authorised dealer and set-up, serviced by Maruti Suzuki authorised dealer / service station.

### (2) Term:

**The term of the warranty shall be twenty-four (24) months or 40,000 kilometers (whichever occurs first) from the date of delivery to the first owner.**

### (3) Maruti Suzuki Warranty Obligation:

If any defect(s) should be found in a Maruti Suzuki vehicle within the term stipulated above, Maruti Suzuki's only obligation is to repair or replace at its sole discretion any part shown to be defective, with a new part or the equivalent at no cost to the owner for parts or labour, when Maruti Suzuki acknowledges that such a defect is attributable to faulty material or workmanship at the time of manufacture. The owner is responsible for any repair or replacements which are not covered by this warranty.

### (4) Limitation:

This warranty shall not apply to:

- (a) Normal maintenance service required other than the three free services, including without limitation, oil and fluid changes, headlight aiming, fastener retightening, wheel balancing, wheel alignment and tyre rotation, cleaning of injectors, adjustments of clutch and valve clearance.
- (b) The replacement of normal wear parts including without limitation, bulbs, tyres and tubes, spark plugs, belts, hoses, filters, wiper blades, brushes, contact points, fuses, clutch disc, brake shoes, brake pads, cable and all rubber parts (except oil seal and glass run).
- (c) Any vehicle which has been used for competition or racing.
- (d) Any repairs or replacement required as a result of accidents or collision.
- (e) Any defects caused by misuse, negligence, abnormal use or insufficient care.
- (f) Any vehicle which has been modified or altered, including without limitation, the installation of performance accessories.
- (g) Any vehicle on which parts or accessories not approved by Maruti Suzuki have been used.
- (h) Any vehicle which has not been operated in accordance with the operating instructions in this Owner's Manual and Service Booklet.
- (i) Any vehicle which has not received, during the warranty term, the service inspections prescribed in this Owner's Manual and Service Booklet.
- (j) Any vehicle which has been assembled, disassembled, adjusted or repaired by other than an Maruti Suzuki authorised dealer/service station.
- (k) Any vehicle which has been used for purposes other than what it was designed for.
- (l) Any damage or deterioration caused by industrial pollution and bird droppings.

- (m) Insignificant defects which do not affect the function of the vehicle including without limitation, sound, vibration and fluid seep.
- (n) Any natural wear and tear including without limitation, aging etc.
- (o) Installation and usage of domestic LPG gas/LPG Cylinder.
- (p) V-belts, hoses and gas leaks.
- (q) Any vehicle retrofitted with LPG/CNG kits.

#### **(5) Extent of Warranty:**

This warranty is the entire written warranty given by Maruti Suzuki for Maruti Suzuki vehicles and no dealer or its or his agent or employee is authorised to extend or enlarge this warranty and no dealer or its or his agent or employee is authorised to make any oral warranty on Maruti Suzuki's behalf.

Maruti Suzuki reserves the right to add any improvements or change the design of any model at any time with no obligation to make the same changes on units previously sold.

#### **(6) Warranty Service:**

To obtain warranty service, the complete vehicle must be presented at the owner's expenses to any authorised Maruti Suzuki dealer.

#### **(7) Owner's Warranty Responsibilities:**

It is responsibility of each owner to:

- Make certain that the PDI card was completed at the time of delivery of the vehicle;
- Have performed, at his own expenses, by an Maruti Suzuki authorised dealer/service station all the service inspections specified in the Maruti Suzuki "Owner's Manual and Service Booklet and maintain adequate proof that such service inspections have been performed.

- Make certain that the Maruti Suzuki authorised dealer/service station performing the service inspection has certified the work on the "Maintenance Service Record" page in the "Owner's Manual and Service Booklet and
- Present the Maruti Suzuki "Owner's Manual and Service Booklet to the authorised Maruti Suzuki dealer whenever requesting service inspections or warranty service.

If the "Owner's Manual and Service Booklet should be lost or destroyed the owner should consult the authorised Maruti Suzuki dealer from whom the vehicle was purchased for instructions concerning replacement of the "Owner's Manual and Service Booklet.

#### **(8) Disclaimer of Consequential Damage:**

Maruti Suzuki assumes no responsibility for loss of vehicle, loss of time, inconvenience or any other indirect incidental or consequential damage resulting from the vehicle not being available to the owner because of any defect covered by this warranty.

#### **(9) Change of Owner**

Even if ownership of the vehicle changes, the remaining warranty period is effective for the new owner.

## EMISSION WARRANTY POLICY

Maruti Suzuki offers the Emission Warranty on all Maruti Suzuki vehicles (apart from the Regular Warranty and will run parallel to the regular product warranty) only in four metropolitan cities (**New Delhi, Kolkata, Mumbai and Chennai**) with effect from July 1st, 2001.

### Terms:

The Emission Warranty will be applicable for **80,000 kms or 3 years** (Whichever comes earlier) from the date of delivery to the first owner. The remaining warranty terms will be valid in case of any change in ownership provided the production of all valid documents.

### Conditions:

1. Under Emission Warranty, Warranty claims will be admitted for a prima facie examination, in case vehicle fails to meet the Emission Standard as specified in sub rule (2) of rule no. 115 of Central Motor Vehicles Rules (CMVR), 1989.
2. The warranty claims will only be accepted after examination carried out by Maruti Suzuki or it's dealer which leads to firm conclusions that the
  - a) Original settings have not been tempered in any case.
  - b) Part (as given in Annexure - A) has a manufacturing defect.
  - c) Vehicle is unable to meet the Emission Standards (as given in 1.), inspite of the vehicle having been maintained and used in accordance with the instructions as specified in Owner's Manual and Service Booklet and the used fuel and different oils (Engine oil, Transmission oil, Brake oil etc.) are also as per specification.
3. The method of examination for deciding the warranty of the parts will be at the sole discretion of Maruti Suzuki and it's dealer and results of the examination will be final and binding. If after examination, the warrantable condition is not established, Maruti Suzuki and it's dealer has the right to charge all, or part of the cost of such examination.
4. Under Emission Warranty, the parts (as given in Annexure - A) will be changed free of cost, but the consumables will be charged as per actual.
5. If the part covered under Emission Warranty or the associated parts, are not independently replaceable, on account of these being integral parts of a complete assembly, Maruti Suzuki and it's dealer will have the sole discretion to replace either the entire assembly or by using some of the parts of the system through suitable repairs or modifications.
6. Any consequential repairs or replacement of parts which may be found necessary to establish compliance of Emission Warranty, will not be considered under warranty, unless the same is under product warranty. The consumable will be charged as per actual under such repair or replacement.
7. Maruti Suzuki will not be responsible for the cost of transportation of the vehicle to the nearest Maruti Suzuki dealer workshop or any loss due to non-availability of the vehicle during the period of lodging of a warranty claim and examination and/or repair by Maruti Suzuki dealer.
8. Maruti Suzuki will not be responsible for any penalty that may be charged by statutory authorities on account of failure to comply with the EMISSION STANDARDS.
9. Emission Warranty will not be affected on the change of owner, provided all the documents are available.

10. All maintenance actions (as specified in the Owner's Manual and Service Booklet) need to be followed and recorded in the manual for emission warranty.
11. The customer needs to produce the PUC (Pollution Under Control) certificate valid for the period preceding the test during which the failure is discovered. The receipts (for the maintenance of the vehicle as per specification in Owner's Manual and Service Booklet from the date of original purchase of the vehicle) will also be required.

**Conditions under which the Emission Warranty is not APPLICABLE**

1. In the absence of valid PUC certificate.
2. Vehicle not serviced from Maruti Suzuki authorised workshop as per the schedule specified in this Owner's Manual and Service Booklet.
3. Vehicle subjected to abnormal use (accident, motor race, rallies or for the purpose of establishing the records etc).
4. Use of non MGP (Maruti Genuine Part).
5. Vehicle that has been tampered with.
6. Tampering with odometer so that the actual kilometer reading can not be determined.
7. Use of adulterated fuel and/or unspecified oils (Engine oil, Transmission oil and Brake oil etc).

**Annexure - A**

List of parts covered under Emission Warranty

1. Fuel Injection Assembly, Pressure Regulator, Throttle Body Assembly
2. Electronic Control Module (ECM).
3. Intake Manifold.
4. EGR valve.
5. Ignition Coil.
6. Canister Assembly.
7. Vapour Liquid Separator.
8. Fuel Tank and Filler Cap.
9. PCV (Positive Crankcase Ventilation) Valve.
10. Oil Filler Cap.
11. Catalytic Converter.
12. Exhaust Manifold.
13. All Fuel Injection System related SENSORS.
14. High Pressure Fuel Pump.
15. Glow Plug.
16. Glow Plug Controller.

---

## TABLE OF CONTENTS

FUEL RECOMMENDATION	1
BEFORE DRIVING	2
OPERATING YOUR VEHICLE	3
DRIVING TIPS	4
OTHER CONTROLS AND EQUIPMENT	5
VEHICLE LOADING AND TOWING	6
INSPECTION AND MAINTENANCE	7
EMERGENCY SERVICE	8
APPEARANCE CARE	9
GENERAL INFORMATION	10
SPECIFICATIONS	11
SERVICE NETWORK	12





FUEL RECOMMENDATION

Fuel Recommendation.....1-1

1



## FUEL RECOMMENDATION

### Fuel Recommendation

#### Petrol Engine

You must use unleaded Petrol with an octane number (RON) of 91 or higher.

#### Petrol/Ethanol blends

Blends of unleaded Petrol and ethanol (grain alcohol), also known as gasohol, are commercially available in some areas. Blends of this type may be used in your vehicle if they are no more than 10% ethanol. Make sure this Petrol-ethanol blend has octane ratings no lower than those recommended for Petrol.

#### Petrol/Methanol blends

Blends of unleaded Petrol and methanol (wood alcohol) are also commercially available in some areas. DO NOT USE fuels containing more than 5% methanol under any circumstances. Fuel system damage or vehicle performance problems resulting from the use of such fuels are not the responsibility of MARUTI SUZUKI and may not be covered under the New Vehicle Warranty.

Fuels containing 5% or less methanol may be suitable for use in your vehicle if they contain cosolvents and corrosion inhibitors.

#### NOTE:

*If you are not satisfied with the driveability or fuel economy of your vehicle when you are using a Petrol/alcohol blend, you should switch back to unleaded Petrol containing no alcohol.*

#### NOTICE

**The fuel tank has an air space to allow for fuel expansion in hot weather. If you continue to add fuel after the filler nozzle has automatically shut off or an initial blowback occurs, the air chamber will become full. Exposure to heat when fully fuelled in this manner will result in leakage due to fuel expansion. To prevent such fuel leakage, stop filling after the filler nozzle has automatically shut off, or when using an alternative non-automatic system, initial vent blowback occurs.**

#### NOTICE

**Be careful not to spill fuel containing alcohol while refueling. If fuel is spilled on the vehicle body, wipe it up immediately. Fuels containing alcohol can cause paint damage, which is not covered under the New Vehicle Limited Warranty.**

#### Diesel Engine

The diesel fuel should be with Cetane Number (CN) higher than 51 and sulphur content less than 350 ppm (parts per million).

MARUTI SUZUKI recommends to use the diesel fuel conformable to EN590. Do not use marine diesel fuel, heating oils and so forth.

#### NOTICE

**The fuel tank has an air space to allow for fuel expansion in hot weather. If you continue to add fuel after the filler nozzle has automatically shut off or an initial blowback occurs, the air chamber will become full. Exposure to heat when fully fuelled in this manner will result in leakage due to fuel expansion. To prevent such fuel leakage, stop filling after the filler nozzle has automatically shut off, or when using an alternative non-automatic system, initial vent blowback occurs.**

#### NOTICE

**Be careful not to spill fuel containing alcohol while refueling. If fuel is spilled on the vehicle body, wipe it up immediately. Fuels containing alcohol can cause paint damage, which is not covered under the New Vehicle Limited Warranty.**



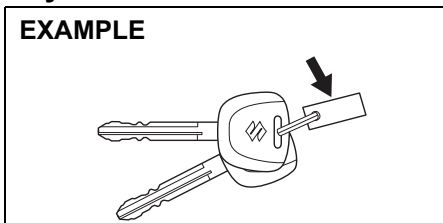
**BEFORE DRIVING**

Keys .....	2-1
Door Locks .....	2-2
Keyless Push Start System Remote Controller/	
Keyless Entry System Transmitter .....	2-5
Security System .....	2-12
Windows .....	2-16
Mirrors .....	2-18
Front Seats .....	2-20
Rear Seats .....	2-21
Seat Belts and Child Restraint Systems .....	2-21
Supplemental Restraint System (air bags)	
(if equipped) .....	2-34
Instrument Cluster .....	2-40
Speedometer .....	2-41
Tachometer .....	2-41
Fuel Gauge .....	2-41
Temperature Gauge .....	2-41
Brightness Control .....	2-42
Information Display .....	2-42
Warning and Indicator Lights .....	2-49
Lighting Control Lever .....	2-55
Front Fog Light Switch (if equipped) .....	2-56
Headlight Leveling Switch .....	2-56
Turn Signal Control Lever .....	2-57
Hazard Warning Switch .....	2-57
Windshield Wiper and Washer Lever .....	2-58
Tilt Steering Lock Lever .....	2-59
Horn .....	2-59
Heated Rear Window Switch .....	2-59

## BEFORE DRIVING

### Keys

#### EXAMPLE



54G489

Your vehicle comes with a pair of keys. The key(s) may or may not be equipped with a transmitter depending on model variant. Keep the spare key in a safe place. One key can open all of the locks on the vehicle.

The key identification number is stamped on a metal tag provided with the keys or on the keys. Keep the tag (if equipped) in a safe place. If you lose your keys, you will need this number to have new keys made. Write the number below for your future reference.


KEY NUMBER:

### Immobilizer System

This system is designed to help prevent vehicle theft by electronically disabling the engine starting system.

The engine can be started only with your vehicle's original immobilizer ignition key

or keyless push start system remote controller which has an electronic identification code programmed into it. The key or remote controller communicates the identification code to the vehicle when the ignition switch is turned to the "ON" position or the engine switch is pressed to change the ignition mode to "ON". If you need to make spare keys or remote controllers, see your MARUTI SUZUKI dealer. The vehicle must be programmed with the correct identification code for the spare. A key made by an ordinary locksmith will not work.



80JM122

If the immobilizer/keyless push start system warning light blinks when the ignition switch is in the "ON" position or the ignition mode is "ON", the engine will not start.

### For vehicles without keyless push start system

If this light blinks, turn the ignition switch to the "LOCK" position, then turn it back to the "ON" position.

If the light still blinks after the ignition switch is turned back to the "ON" position, there may be something wrong with your key or with the immobilizer system. Ask your MARUTI SUZUKI dealer to have the system inspected.

### For vehicles with keyless push start system

If this light blinks, change the ignition mode to "LOCK" (OFF), then change back to "ON". Also refer to "If the master warning indicator light blinks and the engine cannot be started" in "Starting the Engine (Vehicle with Keyless Push Start System)" in the "OPERATING YOUR VEHICLE" section.

If the light still blinks after the ignition mode is changed back to "ON", there may be something wrong with your key or with the immobilizer system. Ask your MARUTI SUZUKI dealer to have the system inspected.

The immobilizer/keyless push start system warning light may also blink if the remote controller is not in the vehicle when you close the door or attempt to start the engine.

#### NOTE:

- If you lose your immobilizer ignition key or remote controller, see your MARUTI SUZUKI dealer as soon as possible to have the lost one deactivated, then have the new key or remote controller made by them.
- If you own other vehicles with immobilizer keys, keep those keys away from the ignition switch or the engine switch when using your Vehicle, or the engine may not be started because they may interfere with your Vehicle immobilizer system.
- If you attach any metal objects to the immobilizer key or remote controller, it may not start the engine.

## BEFORE DRIVING

### NOTICE

The immobilizer key and remote controller are sensitive electronic instruments. To avoid damaging them:

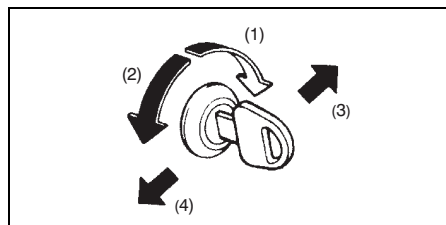
- Do not expose them to impacts, moisture or high temperature such as on the dashboard under direct sunlight.
- Keep them away from magnetic objects.

### Ignition Key Reminder (if equipped)

A buzzer sounds intermittently to remind you to remove the ignition key if it is in the ignition switch when the driver's door is opened.

## Door Locks

### Side Door Lock



79MH0201

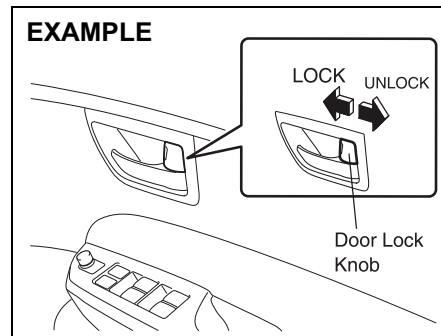
- (1) LOCK
- (2) UNLOCK
- (3) Front
- (4) Rear

To lock a driver's door from outside the vehicle:

- Insert the key and turn the top of the key toward the front of the vehicle, or
- Turn the lock knob forward, then pull and hold the door handle as you close the door.

To unlock a driver's door from outside the vehicle, insert the key and turn the top of the key toward the rear of the vehicle.

### EXAMPLE



74LHT0201

- (1) LOCK
- (2) UNLOCK

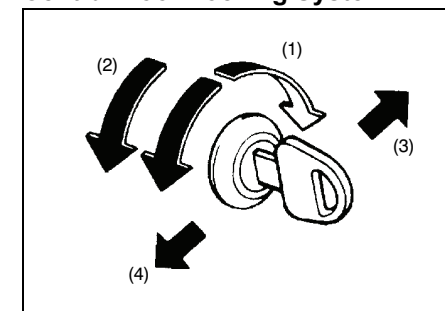
To lock a door from inside the vehicle, turn the lock knob forward. Turn the lock knob rearward to unlock the door.

To lock a rear door from outside the vehicle, turn the lock knob forward and close the door. You do not need to pull and hold the door handle as you close the door.

### NOTE:

Be sure to hold the door handle when you close a locked front door, or the door will not remain locked.

### Central Door Locking System



54G294

- (1) LOCK
- (2) UNLOCK
- (3) Front
- (4) Rear

You can lock and unlock all doors simultaneously by using the key in the driver's door lock.

To lock all doors simultaneously, insert the key in the driver's door lock and turn the top of the key toward the front of the vehicle once.

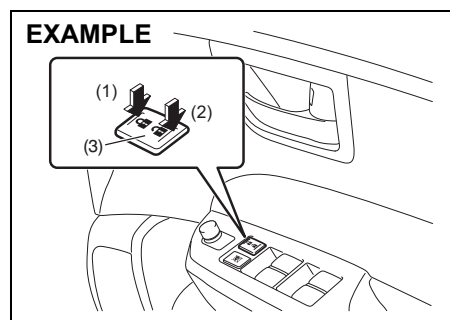
To unlock all doors simultaneously, insert the key in the driver's door lock and turn the top of the key toward the rear of the vehicle twice.

## BEFORE DRIVING

### NOTE:

You can switch the function that unlocks all doors from twice operations to once operation, and vice versa, via the setting mode of the information display. For details on how to use the information display, refer to "Information Display" in this section.

To unlock the driver's door only, insert the key in that door lock and turn the top of the key toward the front of the vehicle once.



- (1) LOCK
- (2) UNLOCK

You can also lock or unlock all doors by depressing the front or rear of the switch, (3) respectively.

### Note:

- Individual doors can also be UNLOCKED anytime by using their respective "Door Lock Knob" inside the vehicle.
- If child proof locks are in locked position, rear doors cannot be opened from inside.

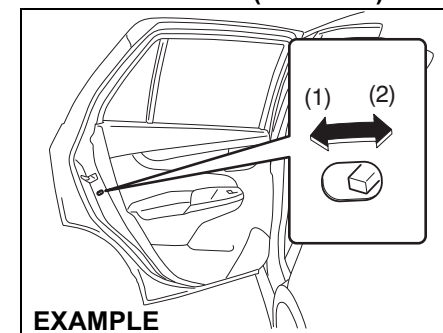
### NOTE:

- You can also lock or unlock all doors by operating the transmitter or remote controller. Refer to "Keyless Push Start System Remote Controller/Keyless Entry System Transmitter" in this section.
- If your vehicle is equipped with the keyless push start system, you can also lock or unlock all doors by pushing the request switch. Refer to "Keyless Push Start System Remote Controller/Keyless Entry System Transmitter" in this section.

### NOTE:

- All doors are automatically unlocked when you change the ignition mode to "LOCK" (OFF) or turn the ignition switch to the "LOCK" position and pull out the key.
- All doors are automatically locked for safety when the vehicle speed reaches 15 km/h.
- You can change the automatic locking or unlocking function mentioned above via the setting mode of the information display. For details on how to use the information display, refer to "Information Display" in this section.

## Child-Proof Locks (rear door)



- (1) LOCK
- (2) UNLOCK

Each of the rear doors is equipped with a child-proof lock which can be used to help prevent unwanted opening of the door from inside the vehicle. When the lock lever is in the "LOCK" position (1), the rear door can only be opened from outside. When the lock lever is in the "UNLOCK" position (2), the rear door can be opened from inside or outside.

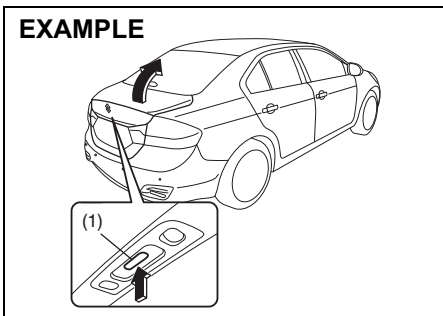
### ⚠ WARNING

Be sure to place the child-proof lock in the "LOCK" position whenever children are seated in the rear.



## Trunk Lid

## EXAMPLE



79MH0202

**(Vehicle with keyless entry system)**

To unlock the all doors, push the "UNLOCK" button twice on the keyless entry system transmitter. Push the trunk lid unlatch switch (1) and lift the trunk lid to open the trunk lid.

**(Vehicle with keyless push start system)**

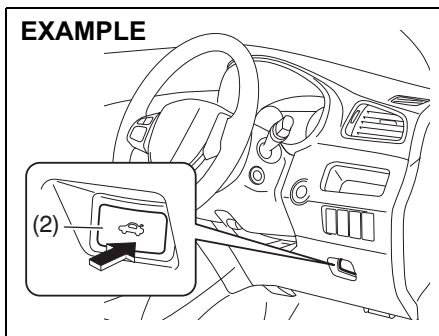
Push the trunk lid unlatch switch (1) and lift the trunk lid to open the trunk lid.

The trunk lid unlatch switch (1) operates when the keyless push start system remote controller is within the switch's operating range.

The trunk lid unlatch switch (1) operates only to open the trunk lid.

If you close the trunk lid with the keyless push start system remote controller left in the trunk with all the doors locked, the trunk will be automatically unlatched.

## EXAMPLE



79MH0203

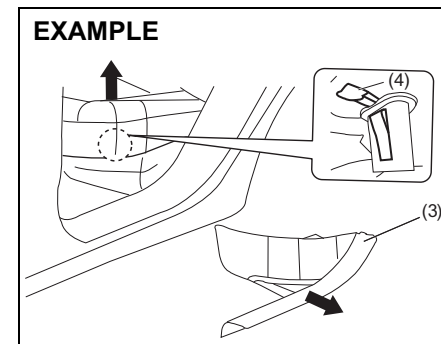
You can unlock the lid by pushing the trunk lid unlatch button (2).

**⚠ WARNING**

**Always make sure that the trunk lid is closed and latched securely. Otherwise, it may open unexpectedly while driving. Completely closing it also helps keep exhaust gases from entering the vehicle.**

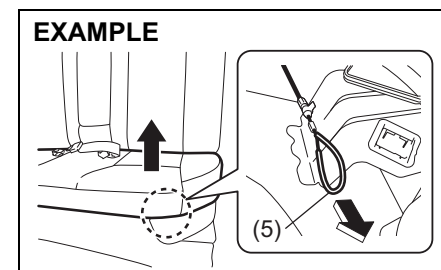
If you cannot unlatch the trunk lid by pushing the unlatch switch (1) due to a discharged battery or malfunction, follow the procedures below to unlatch the trunk lid from inside the vehicle.

## EXAMPLE



- 1) Remove rear side scuff (3).
- 2) Push the tab of cushion clip (4) on both right and left side and lift up the left side of rear seat cushion.

## EXAMPLE

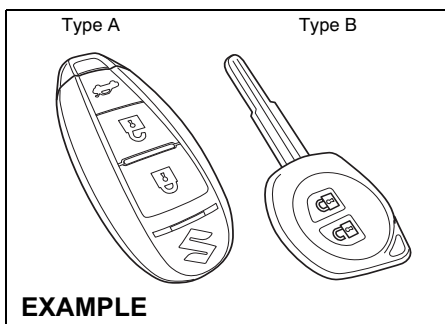


- 3) Pull the emergency lever (5).

If the trunk lid cannot be unlatched by pushing the unlatch switch (1), have the vehicle inspected by your MARUTI SUZUKI dealer.

## BEFORE DRIVING

### Keyless Push Start System Remote Controller/Keyless Entry System Transmitter



79MH0205

Your vehicle is equipped with either a keyless push start system remote controller (Type A) or a keyless entry system transmitter (Type B). The remote controller has a keyless entry system and a keyless push start system. The transmitter has only a keyless entry system. For details, refer to the following explanations.

#### ⚠ WARNING

Radio waves from the keyless push start system antenna(s) may interfere with operation of electrical medical equipment such as pacemakers. Failure to take the precautions listed below can increase the risk of severe injury or death due to radio wave interference.

- Anyone who uses electrical medical equipment such as a pacemaker should consult the medical equipment supplier or their medical advisor about whether radio waves from the antenna(s) can interfere with the medical equipment.
- If radio wave interference is a concern, have the function of the antenna(s) disabled by your MAR-UTI SUZUKI dealer.

#### Keyless Push Start System Remote Controller (Type A)

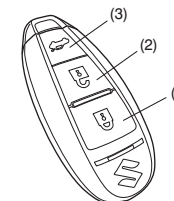
The remote controller enables the following operations:

- You can lock or unlock the doors by operating the LOCK/UNLOCK buttons on the remote controller. Refer to the explanation in this section.
- You can lock or unlock the doors by pushing the request switch. For details, refer to the explanation in this section.
- You can start the engine without using an ignition key. For details, refer to

“Engine Switch” in the “OPERATING YOUR VEHICLE” section.

- You can unlatch and let the trunk lid slightly open by pushing and holding the TRUNK LID UNLOCK button on the remote controller. Refer to the explanation in this section.

#### EXAMPLE



79MH0206

- (1) “LOCK” button
- (2) “UNLOCK” button
- (3) “TRUNK LID UNLOCK” button

You can lock or unlock all doors simultaneously by operating the remote controller near the vehicle.

#### Central door locking system

- To lock all doors, push the “LOCK” button (1) once.
- To unlock only the driver’s door, push the “UNLOCK” button (2) once.
- To unlock other doors, push the “UNLOCK” button (2) once again.

## BEFORE DRIVING

### NOTE:

You can switch the function that unlocks all doors from twice operations to once operation, and vice versa, via the setting mode of the information display. For details on how to use the information display, refer to "Information Display" in this section.

The turn signal lights will flash once and the siren will sound once when the doors are locked.

When the doors are unlocked:

- The turn signal lights will flash twice and the siren will sound twice.
- If the interior light switch is in the "DOOR" position, the interior light will turn on for about 15 seconds and then fade out. If you press the engine switch during this time, the light will start to fade out immediately.

Be sure the doors are locked after you operate the "LOCK" button (1).

If no door is opened within about 30 seconds after the "UNLOCK" button (2) is operated, the doors will automatically lock again.

### TRUNK LID UNLOCK button (3) function

Push and hold the "TRUNK LID UNLOCK" button pressed for more than 1 second; the trunk lid will be unlatched and open slightly.

### Panic alarm function

This function is to get the attention of others. Push both of the "LOCK" button (1) and "UNLOCK" button (2) for more than 3 seconds.

The turn signal lights will blink for about 27.5 seconds. Also, the siren will sound for about 27.5 seconds at the same time.

To cancel the panic alarm, press any button (LOCK or UNLOCK). You can also press the engine switch to change the ignition mode to "ON" to cancel the panic alarm.

### NOTE:

The panic alarm function will not activate when the ignition mode is "ACC" or "ON".

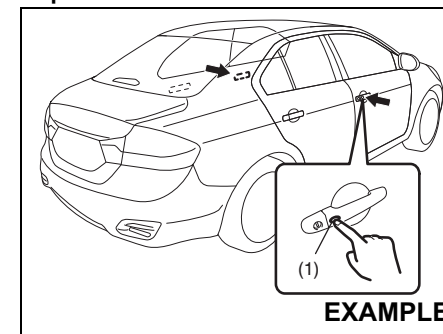
### NOTE:

- If you lock the doors using the remote controller when the trunk or engine hood are open, the siren will sound 3 times to remind you.
- If the security system was triggered due to an unauthorized entry into the vehicle and then you unlock the doors using the remote controller, the siren will sound 4 times to remind you. If this happens, check whether your vehicle has been broken into while you were away from it.
- Once you push both of the "LOCK" button (1) and "UNLOCK" button (2), then you push one of the buttons within 5 seconds, the siren will not sound. However, If you push one of the buttons twice within 5 seconds, or push one of the buttons 5 seconds later, the siren will sound.
- You can set whether the siren sounds when locking or unlocking the door(s) via the setting mode of the information display. For details on how to use the information display, refer to "Information Display" in this section.

### NOTE:

- The maximum operating distance of the remote controller is about 5 m (16 ft.), but this can vary depending on the surroundings, especially near other transmitting devices such as radio towers or CB (Citizen's Band) radios.
- The door locks cannot be operated with the remote controller if the ignition mode is other than the "LOCK" (OFF).
- If any door is open, you cannot lock the door by operating the remote controller, however unlock the door.
- If you lose one of the remote controllers, ask your MARUTI SUZUKI dealer as soon as possible for a replacement. Be sure to have your dealer program the new remote controller code in your vehicle's memory so that the old code is erased.

### Keyless unlocking/locking using the request switches



EXAMPLE

79MH0207

## BEFORE DRIVING

When the remote controller is within the operating range described in this section, you can lock or unlock the doors by pushing the request switch (1) on the driver's door handle or front passenger's door handle.

To lock all doors when all doors are unlocked:

- To lock all doors, push one of the request switches once.

The turn signal lights will flash once and the exterior siren will sound once when the doors are locked.

To unlock a door or all doors:

- Push one of the request switches once to unlock only one door.
- Push one of the request switches twice to unlock all doors.

### NOTE:

You can switch the function that unlocks all doors from twice operations to once operation, and vice versa, via the setting mode of the information display. For details on how to use the information display, refer to "Information Display" in this section.

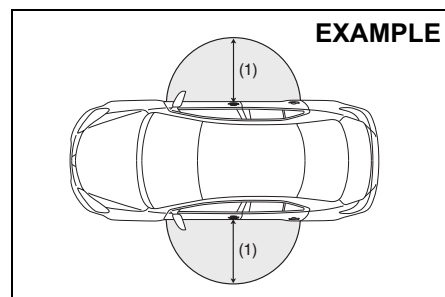
When the doors are unlocked:

- The turn signal lights will flash twice and the exterior siren will sound twice.
- If the interior light switch is in the "DOOR" position, the interior light will turn on for about 15 seconds and then fade out. If you press the engine switch during this time, the light will start to fade out immediately.

Be sure the doors are locked after you operate the request switch to lock the doors.

### NOTE:

- The door locks cannot be operated by the request switch under the following conditions:
  - If any door is open or is not completely closed.
  - If the ignition mode is other than "LOCK" (OFF).
- If no doors are opened within about 30 seconds after unlocking the doors by pushing the request switch, the doors will be locked again automatically.



(1) 80 cm (2 1/2 feet)

When the remote controller is within approximately 80 cm (2 1/2 feet) from a front door handle, you can lock or unlock the doors by pushing the request switch.

### NOTE:

- If the remote controller is outside the request switch operating range described above, you will not be able to operate the request switch.
- If the battery of the remote controller runs down or there are strong radio waves or noise, the request switch operating range may be reduced or the remote controller may be inoperative.
- If the remote controller is too close to the door glass, the request switches may not operate.
- If a spare remote controller is in the vehicle, the request switches may not operate normally.
- The remote controller will only operate a request switch if it is within the switch's operating range. For example, if the remote controller is within the operating range of the driver's door request switch but not the front passenger's door request switch, the driver's door switch can be operated but the front passenger's door switch cannot be operated.
- Avoid operations of switch with sharp objects or long nails.

## BEFORE DRIVING

### NOTICE

The remote controller is a sensitive electronic instrument. To avoid damaging the remote controller:

- Do not expose it to impacts, moisture or high temperature such as by leaving it on the dashboard under direct sunlight.
- Keep the remote controller away from magnetic objects such as a television.

#### NOTE:

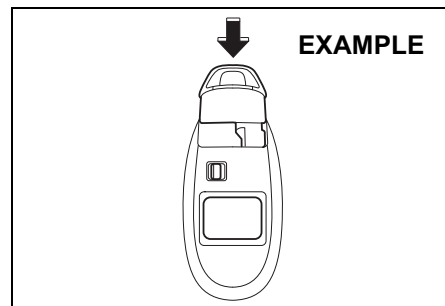
The keyless push start system may not function correctly in certain environments or under certain operating conditions such as the following:

- When there are strong signals coming from a television, power station or a cellular phone.
- When the remote controller is in contact with or covered by a metal object.
- When a radio wave type remote keyless entry is used nearby.
- When the remote controller is placed near an electronic device such as personal computer.

Some additional precautions you should take and information you should be aware of are:

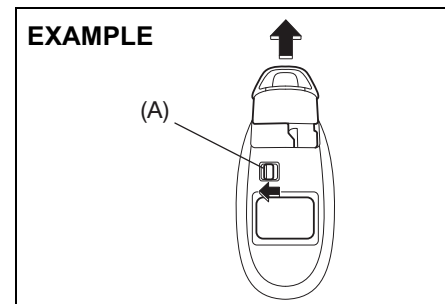
- Make sure the key is stowed in the remote controller. If the remote controller becomes unreliable, you will not be able to lock or unlock the doors.

- Be sure that the driver always carries the remote controller.
- If you lose one of the remote controllers, ask your MARUTI SUZUKI dealer as soon as possible for a replacement. Be sure to have your dealer program the new remote controller code in your vehicle's memory so that the old code is erased.
- You can use up to four remote controllers and the keys for your vehicle. Ask your MARUTI SUZUKI dealer for details.
- The battery life of the remote controller is about two years, but it can vary depending on usage conditions.



To stow the key into the remote controller, push the key in the remote controller until you hear a click.

### EXAMPLE



To remove the key from the remote controller, push the button (A) in the direction of the arrow and pull the key out from the remote controller.

#### Request switch warning buzzer

This exterior buzzer beeps for about 2 seconds in the following conditions to warn you that the request switch is not working:

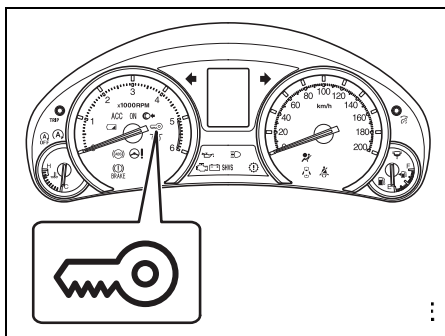
- The request switch is pressed after all doors are closed with the ignition mode changed to "ACC" or "ON" by pressing the engine switch.
- The request switch is pressed in any of the following conditions after changing the ignition mode to "LOCK" (OFF) by pressing the engine switch.
  - The remote controller is left inside the vehicle.
  - Any door is open.

## BEFORE DRIVING

Press the request switch again after doing the following:

With the ignition mode changed to "LOCK" (OFF) by pressing the engine switch, bring out the remote controller if it is inside the vehicle and check that all doors are completely closed.

### Reminder function



79MH10201

If the remote controller is not in the vehicle under the following conditions, the buzzer sounds intermittently for about 2 seconds and the immobilizer/keyless push start system warning light on the instrument cluster blinks:

When one or more doors are opened and all of the doors are later closed with the ignition mode is other than "LOCK".

The indicator light will turn off within several seconds after the remote controller is returned to an area of the vehicle other than the trunk.

If the remote controller is left in the vehicle and you lock the driver's door or front passenger's door as described below, the door will be automatically unlocked.

- If you open the driver's door and lock the door by turning the lock knob forward or pushing the power door locking switch, the driver's door will be automatically unlocked.
- If you open the front passenger's door and lock the door by turning the lock knob forward or pushing the power door locking switch, the front passenger's door will be automatically unlocked.

If you close the trunk lid with the remote controller left in the trunk with all the doors locked, the trunk will be automatically unlatched.

### NOTE:

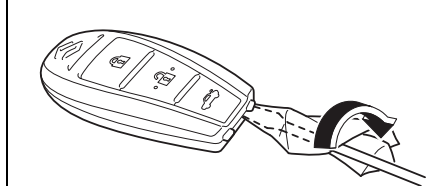
- *The reminder will not operate when the remote controller is on the instrument panel, in the glove box, in a storage compartment, in the sun visor or on the floor etc.*
- *Be sure that the driver always carries the remote controller.*
- *Do not leave the remote controller in the vehicle when leaving the vehicle.*

### Replacement of the battery

If the remote controller becomes unreliable, replace the battery.

To replace the battery of the remote controller:

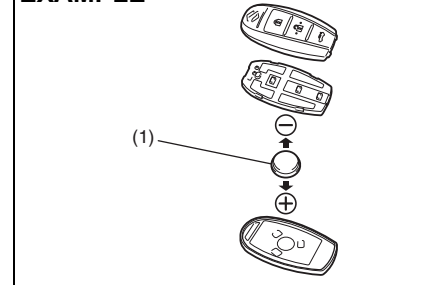
### EXAMPLE



57L20201

- 1) Pull the key out from the remote controller.
- 2) Insert a flat blade screwdriver covered with a soft cloth in the slot of the remote controller and pry it open.

### EXAMPLE



57L21140

BEFORE DRIVING

- (1) Lithium disc type battery: CR2032 or equivalent
- 3) Replace the battery (1) so its + terminal faces the bottom of the case as shown in the illustration.
- 4) Close the remote controller firmly.
- 5) Make sure the door locks can be operated with the remote controller.
- 6) Dispose of the used battery properly according to applicable rules or regulations. Do not dispose of lithium batteries with ordinary household trash.

**WARNING**

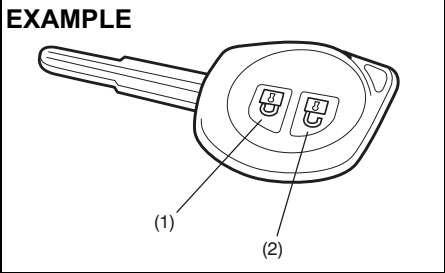
Swallowing a lithium battery may cause serious internal injury. Do not allow anyone to swallow a lithium battery. Keep lithium batteries away from children and pets. If swallowed, contact a physician immediately.

**NOTICE**

The remote controller is a sensitive electronic instrument. To avoid damaging it, do not expose it to dust or moisture or tamper with internal parts.

**NOTE:**  
Used batteries must be disposed properly according to applicable rules or regulations and must not be disposed with ordinary household trash.

**Keyless Entry System Transmitter (Type B)**



- (1) "LOCK" button
- (2) "UNLOCK" button

You can lock or unlock all doors simultaneously by operating the transmitter near the vehicle.

**Central door locking system**

- To lock all doors, push the "LOCK" button (1) once.
- To unlock only the driver's door, push the "UNLOCK" button (2) once.
- To unlock other doors, push the "UNLOCK" button (2) once again.

**NOTE:**  
You can switch the function that unlocks all doors from twice operations to once operation, and vice versa, via the setting mode of the information display. For details on

how to use the information display, refer to "Information Display" in this section.

The turn signal lights will flash once and the siren will sound once when the doors are locked.

- When the doors are unlocked:
- The turn signal lights will flash twice and the siren will sound twice.
  - If the interior light switch is in the "DOOR" position, the interior light will turn on for about 15 seconds and then fade out. If you insert the key into the ignition switch during this time, the light will start to fade out immediately.

Be sure the doors are locked after you operate the "LOCK" button (1). If no door is opened within about 30 seconds after the "UNLOCK" button (2) is operated, the doors will automatically lock again.



## BEFORE DRIVING

### NOTE:

- If you lock the doors using the transmitter when the trunk or engine hood is open, the siren will sound 3 times to remind you.
- If the security system was triggered due to an unauthorized entry into the vehicle and then you unlock the doors using the transmitter, the siren will sound 4 times to remind you. If this happens, check whether your vehicle has been broken into while you were away from it.
- Once you push both of the “LOCK” button (1) and “UNLOCK” button (2), then you push one of the buttons within 5 seconds, the siren will not sound. However, if you push one of the buttons twice within 5 seconds, or push one of the buttons 5 seconds later, the siren will sound.
- You can set whether the siren sounds when locking or unlocking the door(s) via the setting mode of the information display. For details on how to use the information display, refer to “Information Display” in this section.

### NOTE:

- The maximum operating distance of the keyless entry system transmitter is about 5 m (16 ft.), but this can vary depending on the surroundings, especially near other transmitting devices such as radio towers or CB (Citizen's Band) radios.
- The door locks cannot be operated with the transmitter, if the ignition key is inserted in the ignition switch.
- If any door is open, you cannot lock the door by operating the transmitter, however unlock the door.
- If you lose one of the transmitters, ask your MARUTI SUZUKI dealer as soon as possible for a replacement. Be sure to have your dealer program the new transmitter code in your vehicle's memory so that the old code is erased.

### NOTICE

**The transmitter is a sensitive electronic instrument. To avoid damaging the transmitter:**

- Do not expose it to impacts, moisture or high temperature such as by leaving it on the dashboard under direct sunlight.
- Keep the transmitter away from magnetic objects such as a television.

### Panic alarm function

This function is to get the attention of others.

Push both of the “LOCK” button (1) and “UNLOCK” button (2) for more than 3 seconds.

The turn signal lights will blink for about 27.5 seconds. Also, the siren will sound for about 27.5 seconds at the same time.

To cancel the panic alarm, press any button (LOCK or UNLOCK). You can also turn the ignition switch to the “ON” position to cancel the panic alarm.

### NOTE:

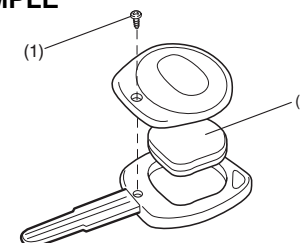
The panic alarm function will not activate when the key is in the ignition switch.

### Replacement of the battery

If the transmitter becomes unreliable, replace the battery.

To replace the battery of the transmitter:

### EXAMPLE

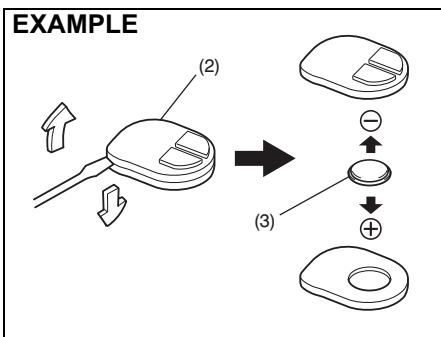


68LM248



## BEFORE DRIVING

- 1) Remove the screw (1), and open the transmitter cover.
- 2) Remove the transmitter (2).



(3) Lithium disc type battery:  
CR1620 or equivalent

- 3) Put the edge of a flat blade screwdriver in the slot of the transmitter (2) and pry it open.
- 4) Replace the battery (3) so its + terminal faces the "+" mark of the transmitter.
- 5) Close the transmitter and install it into the transmitter holder.
- 6) Close the transmitter cover, install and tighten the screw (1).
- 7) Make sure the door locks can be operated with the transmitter.
- 8) Dispose of the used battery properly according to applicable rules or regulations. Do not dispose of lithium batteries with ordinary household trash.

### ⚠ WARNING

**Swallowing a lithium battery may cause serious internal injury. Do not allow anyone to swallow a lithium battery. Keep lithium batteries away from children and pets. If swallowed, contact a physician immediately.**

### NOTICE

**The transmitter is a sensitive electronic instrument. To avoid damaging it, do not expose it to dust or moisture or tamper with internal parts.**

#### NOTE:

*Used batteries must be disposed properly according to applicable rules or regulations and must not be disposed with ordinary household trash.*

### Security System

The security system is armed in about 5 seconds after you lock all doors by using the keyless entry system transmitter, keyless push start system remote controller or request switch.

Once the system is armed, any attempt to open a door by using any other means (\*) than the keyless entry system transmitter, keyless push start system remote controller or open the engine hood, will cause the alarm to be triggered.

\* These means include the following:

- The key
- The lock knob on a door
- The central door locking switch
- The trunk lid unlatch button
- The trunk lid emergency lever

Also, in case that you have set the shock sensor to enabled state and set sensitivity of the pre-warning function and full blast warning function to a level other than 0, the alarm will be triggered if any attempt to tamper with the vehicle. The shock sensor can be selected enabled or disabled state, and sensitivity of each warning can be adjusted as desired. To set the shock sensor, ask your MARUTI SUZUKI dealer or use the setting mode of the information display.

## BEFORE DRIVING

### NOTE:

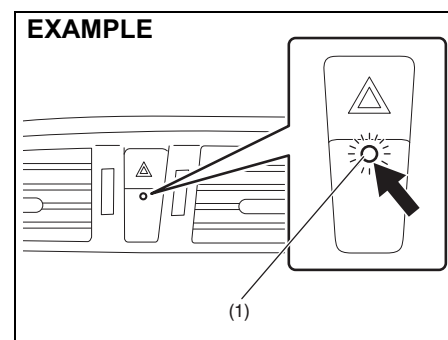
- The default setting of the shock sensor is in the disabled state. Set to the enabled state and adjust sensitivity of each warning according to your preference. For details on how to use the information display, refer to "Information Display" in this section.
- Your dealer may have already set the shock sensor of the vehicle to the enabled state before you purchase it. Consult your dealer for further information.

### NOTE:

- The security system generates alarms when any of the predetermined conditions is met. However, the system does not have any function of blocking unauthorized entry into the vehicle.
- Always use the keyless entry system transmitter or keyless push start system remote controller to unlock the doors when the security system has been armed. Using a key instead will trigger the alarm.
- If a person who does not know the security system is going to drive the vehicle, we recommend you explain the system and its operation to the person, or disable the system beforehand. Mistakenly triggering the alarm may cause a nuisance to others.
- Even if the security system is armed, you should still be careful to guard against theft. Do not leave money or things of value in the vehicle.

### How to arm the security system (when enabled)

Lock all doors (including trunk lid) using the keyless entry system transmitter or keyless push start system remote controller. The security system indicator (1) will start blinking rapidly, and the security system will be armed in about 5 seconds. While the system is being armed, the indicator continues to blink at intervals of approximately 2 seconds.



### NOTE:

- To prevent the alarm from being accidentally triggered, avoid arming it while anyone remains inside the vehicle. The alarm will be triggered if any person inside opens the door, trunk, engine hood, or swings the vehicle (if the shock sensor is in the enabled state).
- The security system is not armed when all doors are locked using the key from outside, using the door lock knobs or the central door locking switch from inside.
- If any door is not operated within approximately 30 seconds after the doors have been unlocked using the keyless entry system transmitter or keyless push start system remote controller, the doors are automatically locked again. When the doors are locked, the security system will be armed in about 5 seconds if the system is in the enabled state.
- If the security system indicator (1) blinks when the ignition switch is in the "ON" position or the ignition mode is "ON", there may be something wrong with the security system. Ask your MARUTI SUZUKI dealer to inspect the system.

### How to disarm the security system

Simply unlock the doors using the keyless entry system transmitter or keyless push start system remote controller. The security system indicator will go out, indicating that the security system is disarmed.

## BEFORE DRIVING

### How to stop the alarm

Should the alarm be triggered accidentally, the alarm will stop by the following operations.

- Press the engine switch to change the ignition mode to "ON" or turn the ignition switch to "ON" position.
- Unlock the doors using the keyless push start system remote controller, the request switch, or the keyless entry system transmitter.

#### NOTE:

- *Even after the alarm has stopped, if you lock the doors using the keyless entry system transmitter or keyless push start system remote controller, the security system will be rearmed with a delay of about 5 seconds.*
- *If you disconnect the battery while the security system is in the armed condition or the alarm is actually in operation, the alarm will be re-triggered when the battery is then reconnected.*
- *Even after the alarm has stopped at the end of the predetermined operation time, it will be triggered again if any of the doors, trunk or engine hood is opened, or the vehicle feels a shock (if the shock sensor is in the enabled state), without disarming the security system.*

### Checking whether the alarm has been triggered during parking

If the alarm was triggered and you then turn the ignition switch to "ON" position or the ignition mode is "ON", the security system indicator will blink rapidly for about 8 seconds and a buzzer will beep 4 times during this period. If this happens, check whether the vehicle has been broken into while you were away from it.

### Enabling and disabling the security system

The security system can be either enabled or disabled.

#### When enabled

- If any of the doors or trunk are opened without unlocking by the keyless entry system transmitter or keyless push start system remote controller, all turn signal lights start to blink and the interior buzzer beeps intermittently. After 5 seconds, the siren will sound for about 27.5 seconds. The security system indicator continues to blink during this time.
- If the engine hood is opened, all turn signal lights blink, and the siren sounds for about 27.5 seconds. The security system indicator continues to blink during this time.

(If the shock sensor is in the enabled state)

- If the vehicle feels a shock higher than the pre-warning sensitivity, the siren sounds for about 2 seconds (pre-warning). If the vehicle feel a shock higher than the full blast warning sensitivity, all turn signal lights start to blink and the interior buzzer beeps intermittently. After 5 seconds, the siren will sound for about 27.5 seconds (full blast warning). The security system indicator continues to blink during this time.

#### NOTE:

*If you set the full blast warning sensitivity higher than the pre-warning sensitivity in the setting mode of the information display, or the vehicle feels such shock as to be able to trigger the full blast warning, the full blast warning will be triggered preferentially. In this case, the pre-warning will not be triggered.*

### When disabled

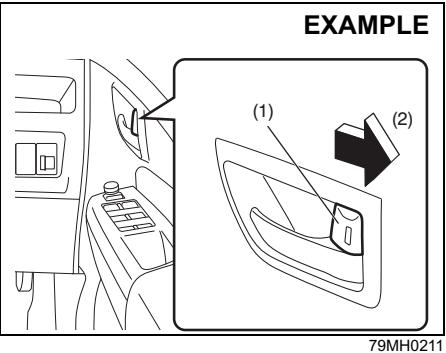
When the system is disabled, it stays disarmed even if you perform any system arming operation.

### How to switch the state of the security system

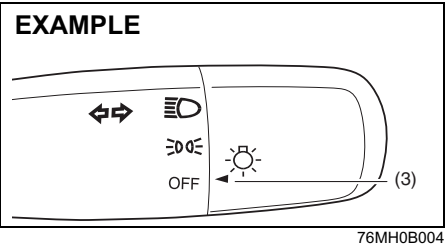
When the security system has been already disarmed, you can switch the system from the enabled state to the disabled state, and vice versa, using the following method.

BEFORE DRIVING

- 1) Sit in the driver's seat and make sure that all doors, trunk and engine hood are closed.
- If any door is open, the open door warning light comes on.

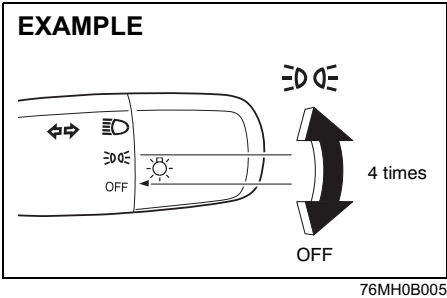


- 2) **(Vehicle with keyless push start system only)**  
Turn the lock knob (1) on the driver's door rearward (2).

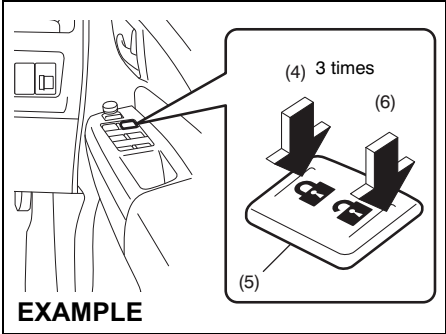


- 3) Turn the knob on the lighting control lever to the OFF position (3). Then, turn the ignition switch to "ON" position or the ignition mode is "ON".

**NOTE:**  
The following steps 4) and 5) must be completed within 15 seconds.



- 4) Turn the knob on the lighting control lever to the position and then turn back to the OFF position. Repeat this operation 4 times.



- 5) Push the lock end (4) (forward end) of the central door locking switch (5), and then push the unlock end (6) (backward end). Repeat this operation 3 times.

Every time you perform the series of the above steps, the state of the security system changes from the currently selected one to the other. You can check whether the system is enabled or disabled by the number of interior buzzer beeps at the end of the procedure as follows.

System state	Number of beeps
Disabled	Once
Enabled	4 times

**BEFORE DRIVING**

- If you cannot complete the operations in step 4) and 5) within 15 seconds correctly, the state of the security system will not change and the interior buzzer does not beep. Perform the procedure again from the beginning.

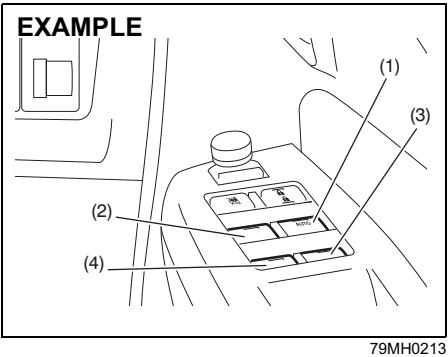
**NOTE:**  
You can also switch the security system from the enabled state to the disabled state, and vice versa, via the setting mode of the information display. For details on how to use the information display, refer to "Information Display" in this section.

**Windows**

**Electric Window Controls**

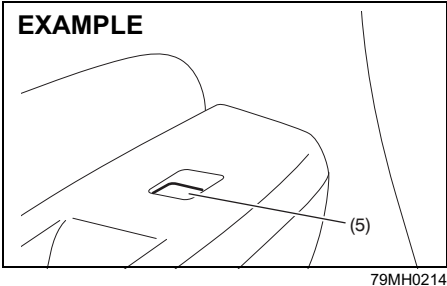
The electric windows can only be operated when the ignition switch is in the "ON" position or the ignition mode is "ON".

**Driver's side**

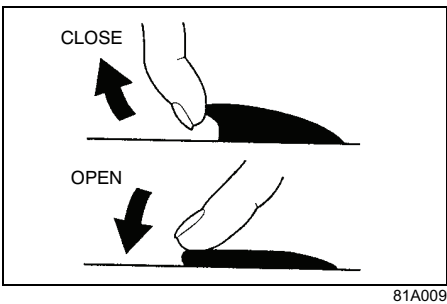


The driver's door has a switch (1) to operate the driver's window, and a switch (2) to operate the front passenger's window or there are switches (3), (4), to operate the rear right and left passenger windows, respectively.

**Passenger's door**




The passenger's door has a switch (5) to operate the passenger's window.



To open a window, push the top part of the switch and to close the window lift up the top part of the switch.

The driver's window has "auto-down" and "auto-up" features for added convenience (at toll booths or drive-through restaurants, for example). This means the driver can open or close the window without holding the window switch in the "Down" or "Up" position. Press down or lift up the driver's window switch completely and release it. To stop the window before it reaches the full-down or full-up position, pull up or push down the switch briefly.

**Lock switch**



The driver's door also has a lock switch for the passenger's window(s). When you push in the lock switch, the passenger's window(s) cannot be raised or lowered by operating any of the switches (2), (3), (4)

## BEFORE DRIVING

or (5). To restore normal operation, release the lock switch by pushing again.

### WARNING

- **You should always lock the passenger's window operation when there are children in the vehicle. Children can be seriously injured if they get part of their body caught by the window during operation.**
- **To avoid injuring an occupant by window entrapment, be sure no part of the occupant's body such as hands or head is in the path of the electric windows when closing them.**
- **Always remove the ignition key or take the keyless push start system remote controller with you when leaving the vehicle even if only for a short time. Also do not leave children alone in a parked vehicle. Unattended children could use the electric window switches and get trapped by the window.**

#### NOTE:

*If you drive with one of the rear windows open, you may hear a loud sound caused by air vibration. To reduce the sound, open the driver's or front passenger's window, or narrow the rear window opening.*

## Pinching Prevention Function

The driver's window is equipped with the pinching prevention function. The function detects a foreign object caught in the window while being closed by the "auto-up" feature, which you can close the window without holding the window switch in the "Up" position, and stops the window closing to prevent damage.

### WARNING

**To avoid injuring an occupant by window entrapment, be sure no part of the occupant's body such as hands or head is in the path of the electric window when closing it. The function may not detect the object depending on size, hardness, and position of the object caught by the closing window.**

### CAUTION

- **The pinching prevention function does not act while you are holding the window switch in the "Up" position.**
- **The pinching prevention function may not detect an object caught in the window just before the window is fully closed.**

#### NOTE:

*Even if you cannot close the window by the auto-up feature because there may be something wrong with the pinching prevention function, you can close the window by holding the window switch in the "Up" position.*

*If you drive in extreme off-road condition, the pinching prevention function may operate accidentally because the window react to vehicle jolting.*

## The Pinching Prevention Function Initialization

When you disconnect and re-connect the battery or replace the fuse, the function will be deactivated. In this condition, the auto-down feature will be deactivated, while the auto-up feature may remain being activated. The pinching prevention function needs to be initialized.

To initialize the pinching prevention function, use the following procedure:

- 1) Turn the ignition switch to the "ON" position or press the engine switch to change the ignition mode to "ON".
- 2) Open the driver's window fully by holding the window switch in the "Down" position.
- 3) Close the driver's window by holding the switch in the "Up" position, and keep holding the switch for 2 seconds after the window fully closed.
- 4) Check the driver's window if the auto-down/up feature work.

## BEFORE DRIVING

### ⚠ WARNING

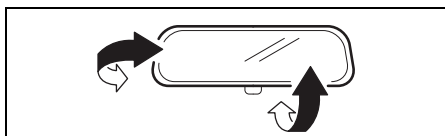
**Whenever you disconnect and reconnect the battery or replace the fuse, the pinching prevention function needs to be initialized.**

**The pinching prevention function will not be activated until the initialization complete.**

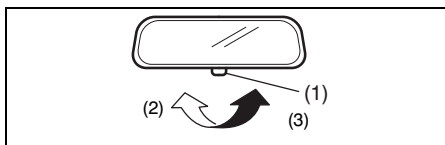
If the auto-down/up feature would not work after initialization, there might be something wrong with the pinching prevention function. Have your vehicle inspected by an authorized MARUTI SUZUKI dealer.

### Mirrors

#### Inside Rearview Mirror



68LMT0205



68LMT0206

(2) Day driving  
(3) Night driving

You can adjust the inside rearview mirror by hand so as to see the rear of your vehicle in the mirror. To adjust the mirror, set the selector tab (1) to the day position, then move the mirror up, down or sideways by hand to obtain the best view.

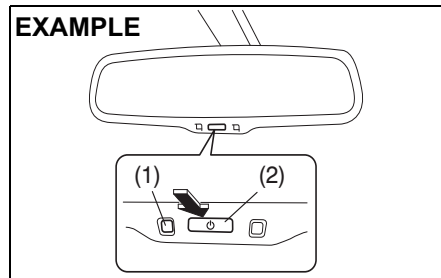
When driving at night, you can move the selector tab to the night position to reduce glare from the headlights of vehicles behind you.

### ⚠ WARNING

- **Always adjust the mirror with the selector set to the day position.**
- **Only use the night position if it is necessary to reduce glare from the headlights of vehicles behind you. Be aware that in this position you may not be able to see some objects that could be seen in the day position.**

#### Auto Dimming Rearview Mirror (if equipped)

### EXAMPLE

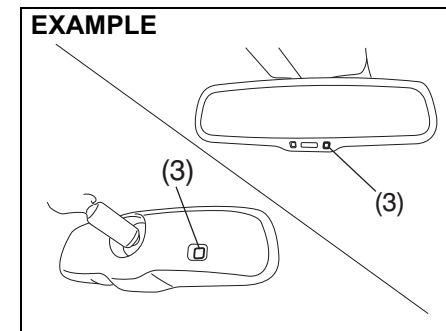


79MH0216

You can adjust the auto dimming rearview mirror by hand so you can see to the rear of your vehicle in the mirror. This rearview mirror has a function of automatically reducing glare from the lights of vehicles behind you. The function works when the ignition mode has been changed to "ON" by pressing the engine switch.

- The mirror is always set to the automatic dimming mode when the ignition switch is in the "ON" position or the ignition mode is "ON".
- When the switch (2) is pushed, the green indicator (1) is lit, indicating that the mirror is set to the automatic dimming mode. To cancel the automatic dimming mode, push the switch (2); the indicator (1) then goes out.
- The auto dimming rearview mirror is automatically deactivated while the gear-shift lever is in the "R" position.

### EXAMPLE



57L30020

## BEFORE DRIVING

### ⚠ WARNING

Do not touch or cover the sensor (3) since this may impair normal operation of the system. Blocking glare from the sensor with an object such as a shade, sticker, accessory or baggage may also impair proper operation of the system.

### NOTICE

Do not hook anything heavy on the mirror, or the mirror may break under the weight.

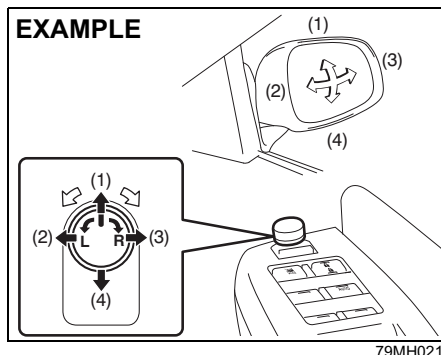
### Outside Rearview Mirrors

Adjust the outside rearview mirrors so you can just see the side of your vehicle in the mirrors.

### ⚠ WARNING

Be careful when judging the size or distance of a vehicle or other object seen in the side convex mirror. Be aware that objects look smaller and appear farther away than when seen in a flat mirror.

### EXAMPLE

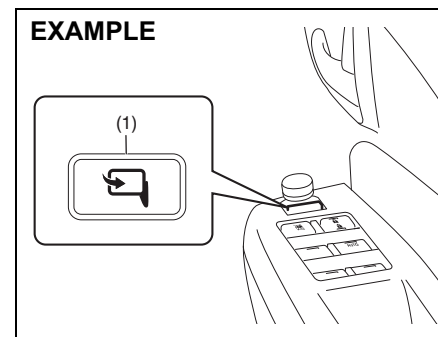


The switch to control the electric mirrors is located on the driver's door panel. You can adjust the mirrors when the ignition switch is in the "ACC" or "ON" position, or the ignition mode is "ACC" or "ON". To adjust the mirrors:

- 1) Move the selector switch to the left or right to select the mirror you wish to adjust.
- 2) Press the outer part of the switch that corresponds to the direction in which you wish to move the mirror.
- 3) Return the selector switch to the center position to help prevent unintended adjustment.

### Outside Rearview Mirrors Folding Switch (if equipped)

### EXAMPLE



You can fold the mirrors when you park the vehicle in a narrow space. When the ignition switch is in the "ACC" or "ON" position, or the ignition mode is "ACC" or "ON", push the folding switch (1) to fold and unfold the mirrors. Make sure the mirrors are completely unfolded before you start driving.

### ⚠ CAUTION

Moving mirrors can pinch and injure a hand. Do not allow any one's hand to get near the mirrors when folding and unfolding the mirrors.



## BEFORE DRIVING

### Front Seats

#### Seat Adjustment

##### **WARNING**

Never attempt to adjust the driver's seat or seatback while driving. The seat or seatback could move unexpectedly, causing loss of control. Make sure that the driver's seat and seatback are properly adjusted before you start driving.

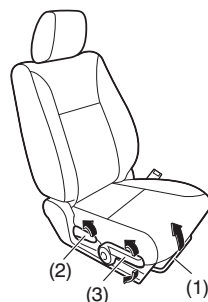
##### **WARNING**

To avoid excessive seat belt slack, which reduces the effectiveness of the seat belts as a safety device, make sure that the seats are adjusted before the seat belts are fastened.

##### **WARNING**

All seatbacks should always be in an upright position when driving, or seat belt effectiveness may be reduced. Seat belts are designed to offer maximum protection when seatbacks are in the upright position.

#### EXAMPLE



79MH0219

#### Seat position adjustment lever (1)

Pull the lever up and slide the seat.

#### Seatback angle adjustment lever (2)

Pull the lever up and move the seatback.

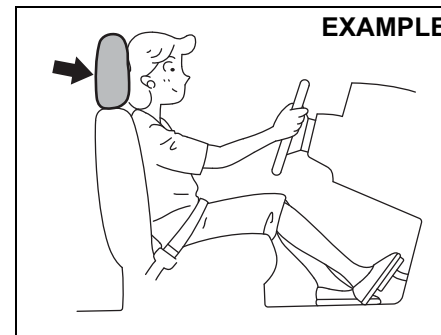
#### Seat height adjustment lever (3) (if equipped)

Pull the lever up to raise the seat. Push the lever down to lower the seat.

After adjustment, try to move the seat and seatback forward and rearward to ensure that it is securely latched.

### Head Restraints

#### EXAMPLE



80J001

Head restraints are designed to help reduce the risk of neck injuries in the case of an accident. Adjust the head restraint to the position which places the center of the head restraint closest to the top of your ears. If this is not possible for very tall passengers, adjust the head restraint as high as possible.

##### **WARNING**

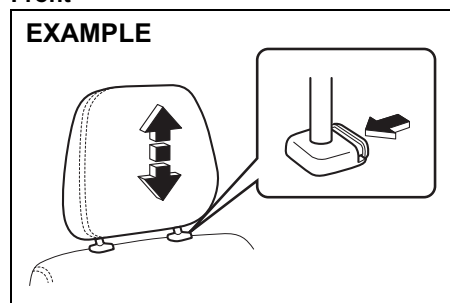
- Never drive the vehicle with the head restraints removed.
- Do not attempt to adjust the head restraint while driving.

## BEFORE DRIVING

### NOTE:

It may be necessary to recline the seat back to provide enough overhead clearance to remove the head restraint.

### Front



61MM0A032


To raise the front head restraint, pull upward on the restraint until it clicks. To lower the restraint, push down on the restraint while holding in the lock lever. If a head restraint must be removed (for cleaning, replacement, etc.), push in the lock lever and pull the head restraint all the way out.

### Rear Seats

#### Head Restraints

Head restraints are designed to help reduce the risk of neck injuries in the case of an accident.

## Seat Belts and Child Restraint Systems



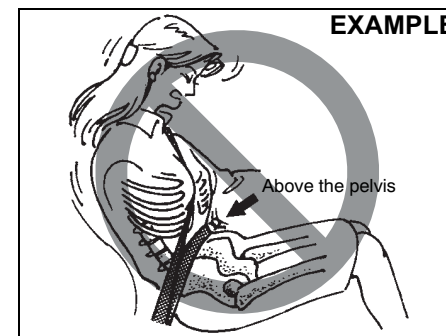
65D231S

### ⚠ WARNING

**Wear Your Seat Belts at All Times.**

### ⚠ WARNING

An air bag supplements, or adds to, the frontal crash protection offered by seat belts. The driver and all passengers must be properly restrained by wearing seat belts at all times, whether or not an air bag is mounted at their seating position, to minimize the risk of severe injury or death in the event of a crash.



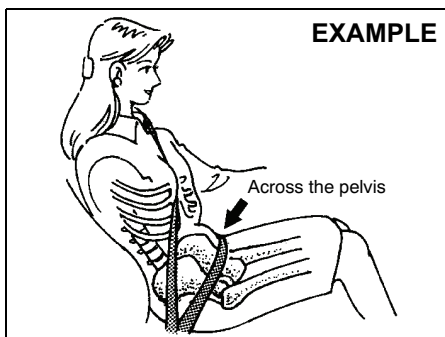
65D606

### ⚠ WARNING

- Never allow persons to ride in the cargo area of a vehicle. In the event of an accident, there is a much greater risk of injury for persons who are not riding in a seat with their seat belt securely fastened.
- Seat belts should always be adjusted as follows:
  - the lap portion of the belt should be worn low across the pelvis, not across the waist.
  - the shoulder straps should be worn on the outside shoulder only, and never under the arm.
  - the shoulder straps should be away from your face and neck, but not falling off your shoulder.

(Continued)

## BEFORE DRIVING

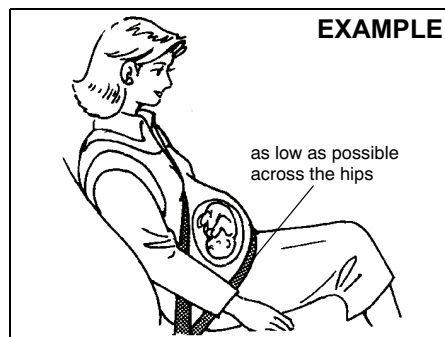


### ⚠ WARNING

(Continued)

- Seat belts should never be worn with the straps twisted and should be adjusted as tightly as is comfortable to provide the protection for which they have been designed. A slack belt will provide less protection than one which is snug.
- Make sure that each seat belt buckle is inserted into the proper buckle catch. It is possible to cross the buckles in the rear seat.

(Continued)



### ⚠ WARNING

(Continued)

- Pregnant women should use seat belts, although specific recommendations about driving should be made by the woman's medical advisor. Remember that the lap portion of the belt should be worn as low as possible across the hips, as shown in the diagram.
- Do not wear your seat belt over hard or breakable objects in your pockets or on your clothing. If an accident occurs, objects such as glasses, pens, etc. under the seat belt can cause injury.

(Continued)

### ⚠ WARNING

(Continued)

- Never use the same seat belt on more than one occupant and never attach a seat belt over an infant or child being held on an occupant's lap. Such seat belt use could cause serious injury in the event of an accident.
- Periodically inspect seat belt assemblies for excessive wear and damage. Seat belts should be replaced if webbing becomes frayed, contaminated, or damaged in any way. It is essential to replace the entire seat belt assembly after it has been worn in a severe impact, even if damage to the assembly is not obvious.
- Children age 12 and under should ride properly restrained in the rear seat.
- Infants and small children should never be transported unless they are properly restrained. Restraint systems for infants and small children can be purchased locally and should be used. Make sure that the system you purchase meets applicable safety standards. Read and follow all the directions provided by the manufacturer.
- For children, if the shoulder belt irritates the neck or face, move the child closer to the center of the vehicle.

(Continued)

## BEFORE DRIVING

### ⚠ WARNING

(Continued)

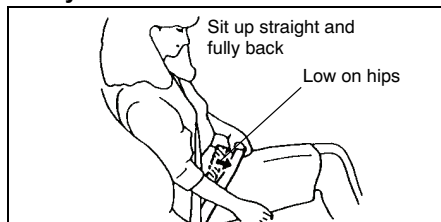
- Avoid contamination of seat belt webbing by polishes, oils, chemicals, and particularly battery acid. Cleaning may safely be carried out using mild soap and water.
- Do not insert any items such as coins, clips, etc. into the seat belt buckles, and be careful not to spill liquids into these parts. If foreign materials get into a seat belt buckle, the seat belt may not work properly.
- All seatbacks should always be in an upright position when driving, or seat belt effectiveness may be reduced. Seat belts are designed to offer maximum protection when seatbacks are in the upright position.

### Lap-Shoulder Belt

#### Emergency locking retractor (ELR)

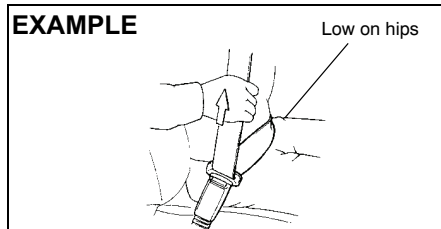
The seat belt has an emergency locking retractor (ELR), which is designed to lock the seat belt only during a sudden stop or impact. It also may lock if you pull the belt across your body very quickly. If this happens, let the belt go back to unlock it, then pull the belt across your body more slowly.

### Safety reminder



60A038

### EXAMPLE



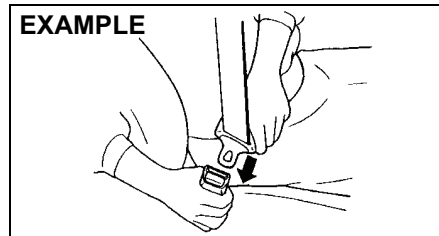
60A040

To reduce the risk of sliding under the belt during a collision, position the lap portion of the belt across your lap as low on your hips as possible and adjust it to a snug fit by pulling the shoulder portion of the belt upward through the latch plate. The length of the diagonal shoulder strap adjusts itself to allow freedom of movement.

### All Seat Belts Except Rear Center

All seat belts except rear center are the lap-shoulder belt.

### EXAMPLE



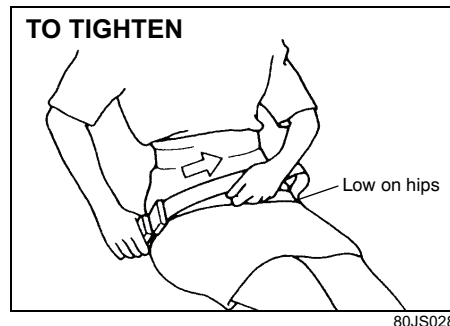
To fasten the seat belt, sit up straight and well back in the seat, pull the latch plate attached to the seat belt across your body and press it straight into the buckle until you hear a “click”.

Rear center seat belt is the lap belt.

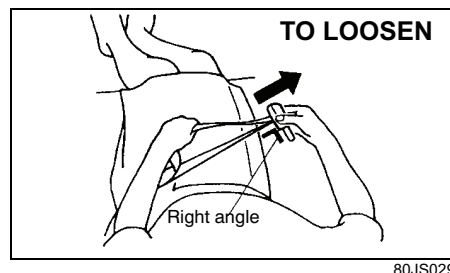
To fasten the belt, pull the latch plate attached to the seat belt across your hips and press it straight into the buckle until you hear a “click”. To reduce the risk of sliding under the belt during a collision, position the belt across your lap as low on your hips as possible and adjust it to a snug fit.

## BEFORE DRIVING

### Rear Center Seat Belt




To tighten the belt, pull the free end of the belt across alongside the lap strap.



To lengthen, release the latch plate from the buckle, pull the latch plate (adjuster) in the direction of the arrow, at right angles to the belt. The latch plate should then be

refitted into the buckle and the belt tightened as previously described.

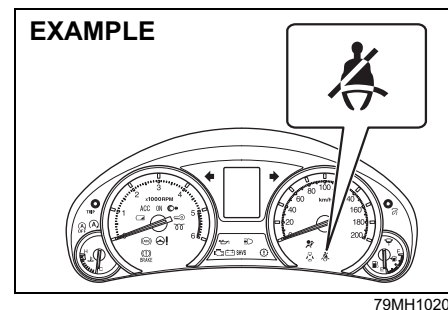
To unfasten the belt, press the release button on the buckle catch.



#### NOTE:

The word "CENTER" is marked on the buckle for the rear center belt. The buckles are designed so a latch plate cannot be inserted into the wrong buckle.

### Driver's Seat Belt Reminder



#### ⚠ WARNING

It is absolutely essential that the driver and passengers wear their seat belts at all times. Persons who are not wearing seat belts have a much greater risk of injury if an accident occurs. Make a regular habit of buckling your seat belt before putting the key in the ignition or pressing the engine switch.

There are two kinds of operations on the driver's seat belt reminder depending on the vehicle's specification.

#### Type 1

When the driver doesn't buckle his or her seat belt with the ignition switch in the "ON" position or the ignition mode is "ON", the driver's seat belt reminder light in the instrument cluster will blink until the driver's seat belt is buckled.

#### Type 2

If the driver's seat belt remains unbuckled when the ignition switch is turned to the "ON" position or the engine switch is pressed to change the ignition mode to "ON". The reminder works as follows:

- 1) The driver's seat belt reminder light will come on.
- 2) After the vehicle's speed has reached about 15 km/h, the driver's seat belt reminder light will blink and a buzzer will sound for about 95 seconds.

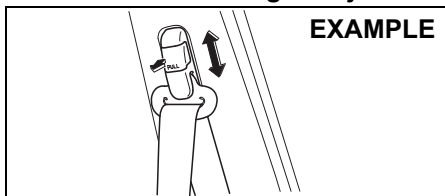
## BEFORE DRIVING

- 3) After step 2) has finished, the reminder light will remain on until the driver's seat belt is buckled.

If the driver has buckled his or her seat belt and later unbuckles the seat belt, the reminder system will be activated from step 1) or step 2) according to the vehicle's speed. When the vehicle's speed is below about 15 km/h, the reminder will start from step 1). When the vehicle's speed is above about 15 km/h, the reminder will start from step 2).

The reminder will be automatically canceled when the driver's seat belt is buckled or the ignition switch is turned off, or the engine switch is pressed to change the ignition mode to "LOCK" (OFF).

### Shoulder Anchor Height Adjuster



64J198

Adjust the shoulder anchor height so that the shoulder belt rides on the center of the outboard shoulder. To move upward, slide the anchor up. To move downward, slide the anchor down while pulling the lock

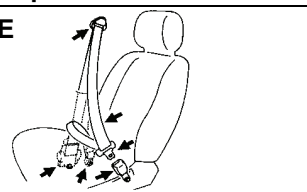
knob out. After adjustment, make sure that the anchor is securely locked.

### ⚠ WARNING

Be sure that the shoulder belt is positioned on the center of the outside shoulder. The belt should be away from your face and neck, but not falling off your shoulder. Misadjustment of the belt could reduce the effectiveness of the safety belt in a crash.

### Seat Belt Inspection

#### EXAMPLE




65D209S

Periodically inspect the seat belts to make sure they work properly and are not damaged. Check the webbing, buckles, latch plates, retractors, anchorages, and guide loops. Replace any seat belts which do not work properly or are damaged.

### ⚠ WARNING

Be sure to inspect all seat belt assemblies after any collision. Any seat belt assembly which was in use during a collision (other than a very minor one) should be replaced, even if damage to the assembly is not obvious. Any seat belt assembly which was not in use during a collision should be replaced if it does not function properly, it is damaged in any way or the seat belt pretensioners were activated (that is, if the front air bags were activated).

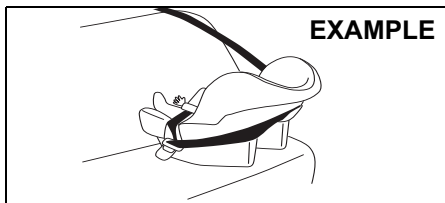
### Child Restraint Systems



60G332S

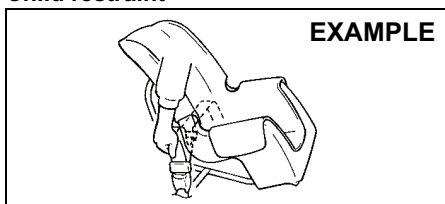
## BEFORE DRIVING

### Infant restraint - rear seat only



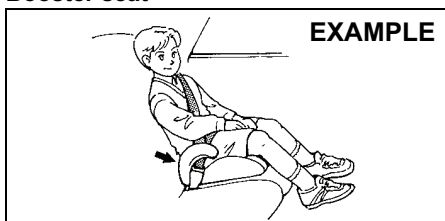
80JC007

### Child restraint



80JC016

### Booster seat



80JC008

MARUTI SUZUKI highly recommends that you use a child restraint system to restrain infants and small children. Many different types of child restraint systems are available; make sure that the restraint system you select meets applicable safety standards.

All child restraint systems are designed to be secured on vehicle seats by seat belts (lap belts or the lap portion of lap-shoulder belts). Whenever possible, MARUTI SUZUKI recommends that child restraint systems be installed on the rear seat. According to accident statistics, children are safer when properly restrained in rear seating positions than in front seating positions.

If you must use a front-facing child restraint in the front passenger's seat, adjust the passenger's seat as far back as possible.

#### NOTE:

Observe any statutory regulation about child restraints.




58MS030

#### ⚠ WARNING

If your vehicle is equipped with a front passenger air bag, do not install a rear-facing child restraint in the front passenger's seat. If the passenger's air bag inflates, a child in a rear-facing child restraint could be killed or seriously injured. The back of a rear-facing child restraint would be too close to the inflating air bag.

#### ⚠ WARNING

If you install a child restraint system in the rear seat, slide the front seat far enough forward so that the child's feet do not touch the front seatback. This will help avoid injury to the child in the event of an accident.



65D608

## BEFORE DRIVING



65D609

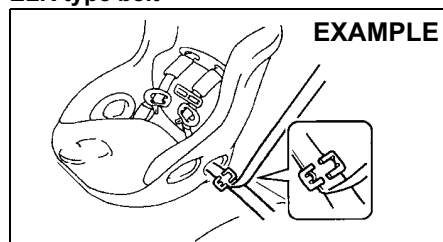
### ⚠ WARNING

Children could be endangered in a crash if their child restraint systems are not properly secured in the vehicle. When installing a child restraint system, be sure to follow the instructions below. Be sure to secure the child in the restraint system according to the manufacturer's instructions.

### ⚠ WARNING

In an accident or sudden stop, the rear seat armrest (if equipped) could fall forward. If there is a child in a rear-facing child restraint in the rear center seating position, the falling armrest could injure the child. Do not install a rear-facing child restraint in the rear center seating position.

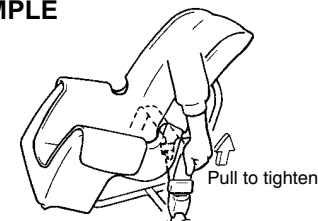
### Installation with Lap-Shoulder Seat-belts ELR type belt



Install your child restraint system according to the instructions provided by the child restraint system manufacturer. Make sure that the seat belt is securely latched. Try to move the child restraint system in all directions to make sure it is securely installed.

### Installation with a Lap Belt

#### EXAMPLE



60G132A

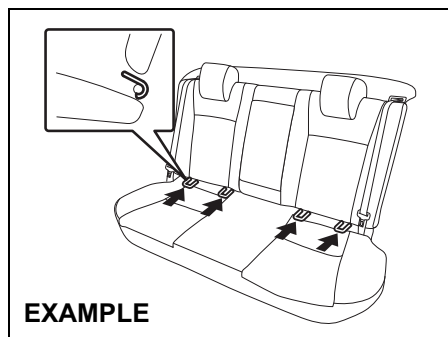
Install your child restraint system according to the instructions provided by the child restraint system manufacturer.

To lengthen or tighten the belt, refer to the "Lap-belt" item in this "Seat Belts and Child Restraint Systems" section. After making sure that the seat belt is securely latched, try moving the child restraint system in all directions, to make sure it is securely installed. If you need to tighten the belt, pull the free end of the webbing.



## BEFORE DRIVING

### Installation with ISOFIX type Anchorages (if equipped)



79MH0240

Your vehicle is equipped with the lower anchorages in the rear seat outboard seating positions for securing a ISOFIX type of child restraints with the connecting bars. The lower anchorages are located where the rear of the seat cushion meets the bottom of the seatback.

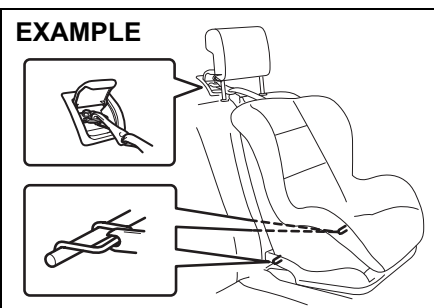
#### **WARNING**

**Be sure to install the ISOFIX type of child restraint(s) in the only outboard seating positions, not in the central position for rear seat.**

Install the ISOFIX type child restraint system according to the instructions provided by the child restraint system manufacturer. After installing, try moving the child

restraint system in all directions especially forward to make sure the connecting bars are securely latched to the anchorages.

#### **EXAMPLE**



79MS00216

Be sure to use the top strap of the child restraint according to the instructions provided by the child restraint system manufacturer.

Here is a general instruction:

- 1) Raise the head restraint (if equipped) to the most upper position.

#### **NOTICE**

**Before installing a child restraint system in the rear seat, raise the head restraint (if equipped) to the most upper position.**

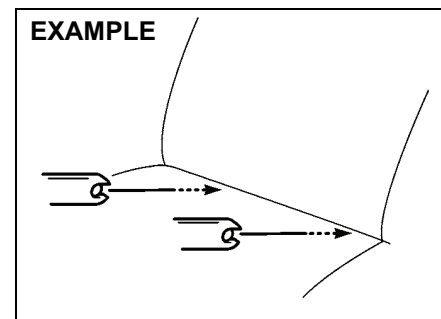
#### **NOTE:**

*If the most upper position head restraint interferes a child restraint system and pre-*

*vents the child restraint system from being installed securely, remove the head restraint.*

*Stow the removed head restraint in the luggage compartment so it will not inconvenience the occupants.*

#### **EXAMPLE**

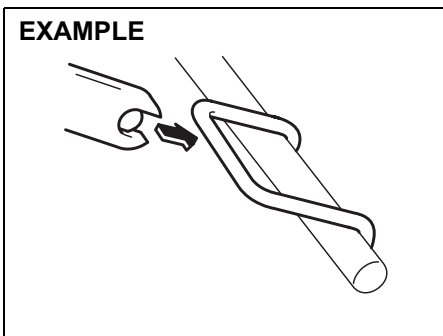


78F114

- 2) Place the child restraint in the rear seat, inserting the connecting bars to the anchorages between the seat cushion and the seatback.

## BEFORE DRIVING

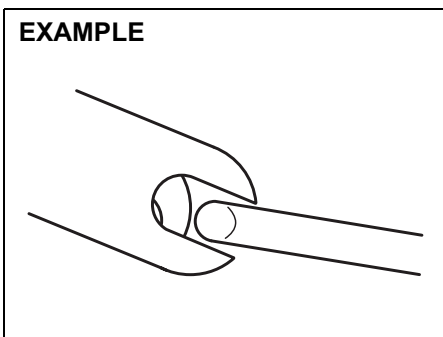
### EXAMPLE



54G183

- 3) Use your hands to carefully align the connecting bar tips with the anchorages. Take care not to pinch your fingers.

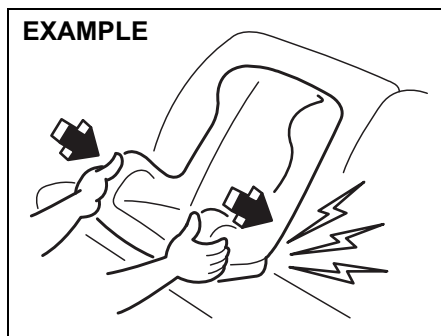
### EXAMPLE



54G184

- 4) Push the child restraint toward the anchorages so that the connecting bar tips are partially hooked to the anchorages. Use your hands to confirm the position.

### EXAMPLE

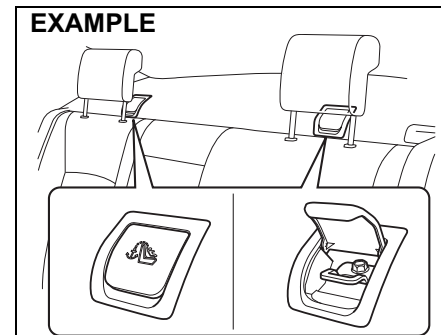


54G185

- 5) Grasp the front of the child restraint and push the child restraint forcefully to latch the connecting bars. Make sure they are securely latched by trying to move the child restraint system in all directions, especially forward.
- 6) Attach the top strap referring to "Installation of Child Restraint with Top Strap" section below.

## Installation of Child Restraint with Top Strap (if equipped)

### EXAMPLE



79MH0241

Some child restraint systems require the use of a top strap. Top strap anchor brackets are provided in your vehicle at the locations shown in the illustrations. The number of the anchor bracket provided in your vehicle depends on the vehicle specification.

Install the child restraint system as follows:

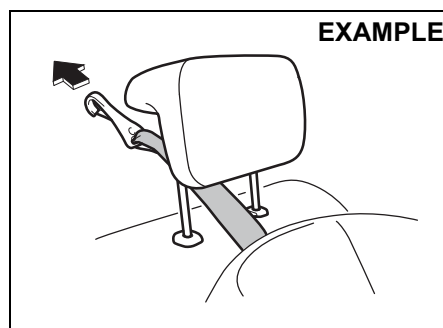
- 1) Raise the head restraint (if equipped) to the most upper position.
- 2) Secure the child restraint on the rear seat using the procedure described above for securing a restraint system that does not require a top strap.
- 3) Open the cover that is marked with the anchor bracket symbol to access the anchor bracket. Close the cover when not using the anchor bracket.

## BEFORE DRIVING

- 4) Hook the top strap to the anchor bracket and tighten the top strap according to the instructions provided by the child restraint system manufacturer. Be sure to attach the top strap to the corresponding anchor located directly behind the child restraint. Do not attach the top strap to the luggage restraint loops.

### WARNING

**Do not attach the child restraint top strap to the luggage restraint loops. Incorrectly attached top strap will reduce the intended effectiveness of the child restraint system.**



79MH0242

- 5) Check that the seat is securely attached after fitment of child restraint.
- 6) Install the head restraint (if equipped), then pass the top strap under the head restraint as shown in the illustration. (Refer to "Head Restraints" section for details on how to raise or lower the head restraint.)

## BEFORE DRIVING

### Child Restraint System for India

#### Child Restraint

The suitability of each passenger's seat position for carriage of children and fitting of child restraint system is shown in the table below. Whenever you carry children up to 12 years of age, properly use the child restraints which conform to AIS 072, the standard for child restraints, referring to the table.

MASS GROUP	Seating position (or other site)				
	Front Passenger	Rear Outboard	Rear Centre	Intermediate Outboard	Intermediate Centre
Group 0 Up to 10 kg	X	U	X	N.A.	N.A.
Group 0+ Up to 13 kg	X	U	X	N.A.	N.A.
Group I 9 to 18 kg	X	U	X	N.A.	N.A.
Group II 15 to 25 kg	X	U	X	N.A.	N.A.
Group III 22 to 36 kg	X	U	X	N.A.	N.A.

Key of letters to be inserted in the above table:

U =Suitable for 'universal' category restraints approved for use in this mass group

X =Seat position not suitable for children in this mass group

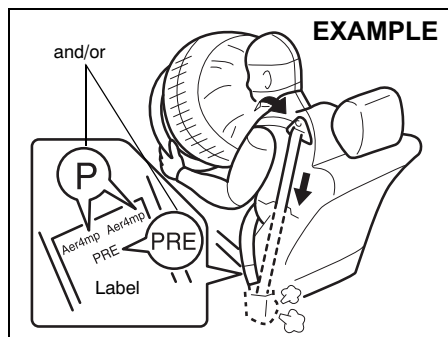
N.A = Seat position not available for children in this mass group.

NOTE: 'universal' is the category in the AIS 072.

: 'Outboard' indicates window side seat.

## BEFORE DRIVING

### Seat Belt Pretensioner System (if equipped)



63J269

#### WARNING

This section of the owner's manual describes your Vehicle SEAT BELT PRETENSIONER SYSTEM. Please read and follow ALL these instructions carefully to minimize your risk of severe injury or death.

To determine if your vehicle is equipped with a seat belt pretensioner system at the front seating positions, check the label on the front seat belt at the bottom part. If the letters "P" and/or "PRE" appear as illustrated, your vehicle is equipped with the seat belt pretensioner system. You can use the pretensioner seat belts in the same manner as ordinary seat belts.

Read this section and the "Supplemental Restraint System (air bags)" section to learn more about the pretensioner system.

The seat belt pretensioner system works with the SUPPLEMENTAL RESTRAINT SYSTEM (Air Bags). The crash sensors and the electronic controller of the air bag system also control the seat belt pretensioners. When the air bags are triggered, the pretensioners are also triggered.

For precautions and general information including servicing the pretensioner system, refer to the "Supplemental Restraint System (air bags)" section in addition to this "Seat Belt Pretensioner System" section, and follow all those precautions.

The pretensioner is located in each front seat belt retractor. The pretensioner tightens the seat belt so the belt fits the occupant's body more snugly in the event of a frontal crash. The retractors will remain locked after the pretensioners are activated. Upon activation, some noise will occur and some smoke may be released. These conditions are not harmful and do not indicate a fire in the vehicle.

The driver and all passengers must be properly restrained by wearing seat belts at all times, whether or not a pretensioner is equipped at their seating position, to minimize the risk of severe injury or death in the event of a crash.

Sit fully back in the seat; sit up straight; do not lean forward or sideways. Adjust the belt so the lap portion of the belt is worn low across the pelvis, not across the waist. Please refer to the "Seat Adjustment" section and the instructions and precautions about the seat belts in this "Seat Belts and Child Restraint Systems" section for details on proper seat and seat belt adjustments.

Please note that the pretensioners along with the air bags will activate in severe frontal collisions. They are not designed to activate in rear impacts, side impacts, roll-overs, or minor frontal collisions. The pretensioners can be activated only once. If the pretensioners are activated (that is, if the air bags are activated), have the pretensioner system serviced by an authorized MARUTI SUZUKI dealer as soon as possible.

## BEFORE DRIVING

---

If the "AIR BAG" light on the instrument cluster does not blink or come on briefly when the ignition switch is turned to the "ON" position or the engine switch is pressed to change the ignition mode to "ON", stays on for more than 10 seconds, or comes on while driving, the pretensioner system or the air bag system may not work properly. Have both systems inspected by an authorized MARUTI SUZUKI dealer as soon as possible.

Service on or around the pretensioner system components or wiring must be performed only by an authorized MARUTI SUZUKI dealer who is specially trained. Improper service could result in unintended activation of pretensioners or could render the pretensioner inoperative. Either of these two conditions may result in personal injury.

To prevent damage or unintended activation of the pretensioners, be sure the battery is disconnected and the ignition switch has been in the "LOCK" position or the ignition mode has been "LOCK" (OFF) for at least 90 seconds before performing any electrical service work on your Vehicle.

Do not touch pretensioner system components or wiring. The wires are wrapped with yellow tape or yellow tubing, and the couplers are yellow. When scrapping your Vehicle ask your MARUTI SUZUKI dealer, body repair shop, or scrap yard for assistance.

**Supplemental Restraint System  
(air bags)  
(if equipped)**

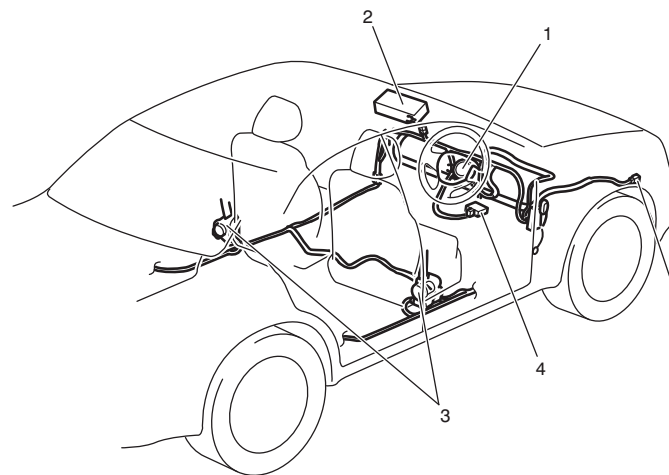
**⚠ WARNING**

This section of the owner's manual describes the protection provided by your vehicle **SUPPLEMENTAL RESTRAINT SYSTEM** (air bags). Please read and follow **ALL** these instructions carefully to minimize your risk of severe injury or death in the event of a collision.

Your vehicle is equipped with a Supplemental Restraint System consisting of the following components in addition to a lap-shoulder belt at each seating position.

1. Driver's front air bag module (if equipped)
2. Front passenger's front air bag module (if equipped)
3. Seat belt pretensioners (if equipped)
4. Air bag controller
5. Forward crash sensor

**EXAMPLE**



79MH0221

## BEFORE DRIVING

### ⚠ WARNING

An air bag supplements, or adds to, the crash protection offered by seat belts. The driver and all passengers must be properly restrained by wearing seat belts at all times, whether or not an air bag is mounted at their seating position, to minimize the risk of severe injury or death in the event of a crash.

### “AIR BAG” light (if equipped)



63J030

If the “AIR BAG” light on the instrument cluster does not blink or come on when the ignition switch is first turned to the “ON” position, or the ignition mode is first changed to “ON”, or the “AIR BAG” light stays on, or comes on while driving, the air bag system (or the seat belt pretensioner system) may not work properly. Have the air bag system inspected by an authorized MARUTI SUZUKI dealer as soon as possible.

### Air bag symbol (if equipped) meaning

#### EXAMPLE



72M00150


You may find this label on the sun visor.

### ⚠ WARNING

**NEVER use a rearward facing child restraint on a seat protected by an ACTIVE AIRBAG in front of it, DEATH or SERIOUS INJURY to the CHILD can occur.**

### Front Air Bags (if equipped)

#### EXAMPLE



63J259

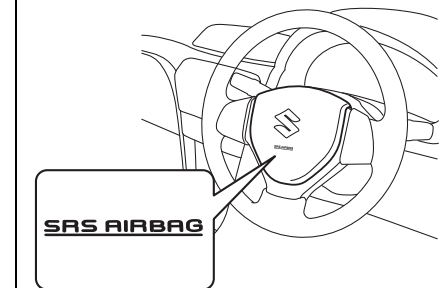
Front air bags are designed to inflate in severe frontal collisions when the ignition switch is in the “ON” position or the ignition mode is “ON”.

Front air bags are not designed to inflate in rear impacts, side impacts, rollovers or minor frontal collisions, since they would offer no protection in those types of accidents. Remember, since an air bag deploys only one time during an accident, seat belts are needed to restrain occupants from further movements during the accident.

Therefore, an air bag is NOT a substitute for seat belts. To maximize your protection, ALWAYS WEAR YOUR SEAT BELTS. Be aware that no system can prevent all possible injuries that may occur in an accident.

### Driver's front air bag (if equipped)


#### EXAMPLE



79MH0222



Front passenger's front air bag (if equipped)



The driver's front air bag is located behind the center pad of the steering wheel and the front passenger's front air bag is located behind the passenger's side of the dashboard.

The words "SRS AIRBAG" are molded into the air bag covers to identify the location of the air bags.




**⚠ WARNING**

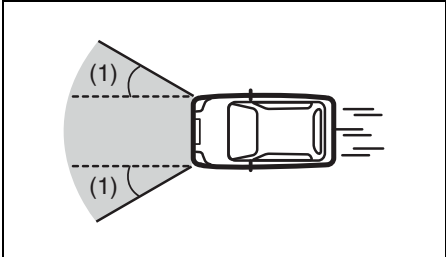
Do not install a rear-facing child restraint in the front passenger's seat. If the passenger's front air bag inflates, a child in a rear-facing child restraint could be killed or severely injured. The back of a rear-facing child restraint would be too close to the inflating air bag.

Please refer to the "Seat Belts and Child Restraint Systems" section in this section for details on securing your child.

**Conditions of front air bags deployment (inflation)**




- In frontal collisions with a fixed wall that does not move or deform in more than about 25 km/h (15 mph)



- In collisions such as above at an angle of about 30 degrees (1) or less from the front


**Conditions of front air bags may inflate**

Receiving a strong impact to the lower body of your vehicle, the front air bags will inflate in many cases.




- Hitting a curb or medial strip

## BEFORE DRIVING



80J100E


- Falling into a deep hole or ditch



80J101

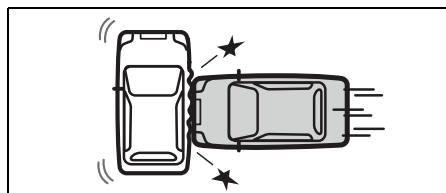
- Landing hard or falling

**Front air bags may inflate in a strong impact**



80J120

- Collision from the rear



80J119

- Collision from the side




80J110

- Vehicle rollover


### Front air bags may not inflate

The front air bags may not inflate when the impact is absorbed since the collision object moved, vehicle body deformed, or collision angle was greater than about 30 degrees from the front.




80J102

- Approximately 50 km/h (30 mph) or lower speed frontal collision to a stopped vehicle



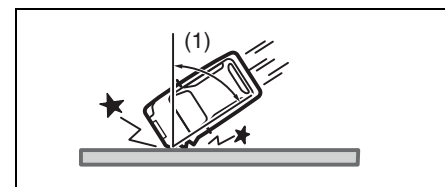
80J103

- Collision that the front of your vehicle goes under the bed of a truck etc.



80J104


- Collision with a utility pole or stumpage



80J105E

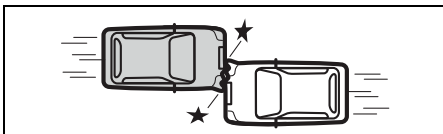
## BEFORE DRIVING

- Collision with a fixed wall or guardrail at an angle of greater than about 30 degrees (1) from the front



80J106

- In frontal collisions with a fixed wall that does not move or deform in less than about 25 km/h (15 mph)



80J107

- Collision angle is offset from the vehicle angle (offset collision)

### How the system works

In a frontal collision, the crash sensors will detect rapid deceleration, and if the controller judges that the deceleration represents a severe frontal crash, the controller will trigger the inflators. The inflators inflate the air bags with nitrogen or argon gas. The inflated air bags provide a cushion for your head and upper body. The air bag inflates and deflates so quickly that you may not even realize that it has acti-

vated. The air bag will neither hinder your view nor make it harder to exit the vehicle.

Air bags must inflate quickly and forcefully in order to reduce the chance of serious or fatal injuries. However, an unavoidable consequence of the quick inflation is that the air bag may irritate bare skin, such as the facial area. Also, upon inflation, a loud noise will occur and some powder and smoke will be released. These conditions are not harmful and do not indicate a fire in the vehicle. Be aware, however, that some air bag components may be hot for a while after inflation.

A seat belt helps keep you in the proper position for maximum protection when an air bag inflates. Adjust your seat as far back as possible while still maintaining control of the vehicle. Sit fully back in your seat; sit up straight; do not lean over the steering wheel or dashboard. Please refer to the "Front Seat" section and the "Seat Belts and Child Restraint Systems" section in this section for details on proper seat and seat belt adjustments.



65D610

### ⚠ WARNING

- The driver should not lean over the steering wheel. The front passenger should not rest his or her body against the dashboard, or otherwise get too close to the dashboard. In these situations, the out-of-position occupant would be too close to an inflating air bag, and may suffer severe injury.
- Do not attach any objects to, or place any objects over, the steering wheel or dashboard. Do not place any objects between the air bag and the driver or front passenger. These objects may interfere with air bag operation or may be propelled by the air bag in the event of a crash. Either of these conditions may cause severe injury.

## BEFORE DRIVING

---

Note that even though your vehicle may be moderately damaged in a frontal collision, the collision may not have been severe enough to trigger the air bags to inflate. If your vehicle sustains ANY front-end damage, have the air bag system inspected by an authorized MARUTI SUZUKI dealer to ensure it is in proper working order.

Your vehicle is equipped with a diagnostic module which records information about the air bag system if the air bags deploy in a crash. The module records information about overall system status, which sensors activated the deployment.

### **Servicing the air bag system**

If the air bags inflate, have the air bags and related components replaced by an authorized MARUTI SUZUKI dealer as soon as possible.

If your vehicle ever gets in deep water and the driver's floor is submerged, the air bag controller could be damaged. If it does, have the air bag system inspected by the MARUTI SUZUKI dealer as soon as possible.

Special procedures are required for servicing or replacing an air bag. For that reason, only an authorized MARUTI SUZUKI dealer should be allowed to service or replace your air bags. Please remind anyone who services your MARUTI SUZUKI that it has air bags.

Service on or around air bag components or wiring must be performed only by an authorized MARUTI SUZUKI dealer. Improper service could result in unintended air bag deployment or could render the air bag inoperative. Either of these two conditions may result in severe injury.

To prevent damage or unintended inflation of the air bag system, be sure the battery is disconnected and the ignition switch has been in the "LOCK" position or the ignition mode has been "LOCK" (OFF) for at least 90 seconds before performing any electrical service work on your Vehicle. Do not touch air bag system components or wires. The wires are wrapped with yellow tape or yellow tubing, and the couplers are yellow for easy identification.

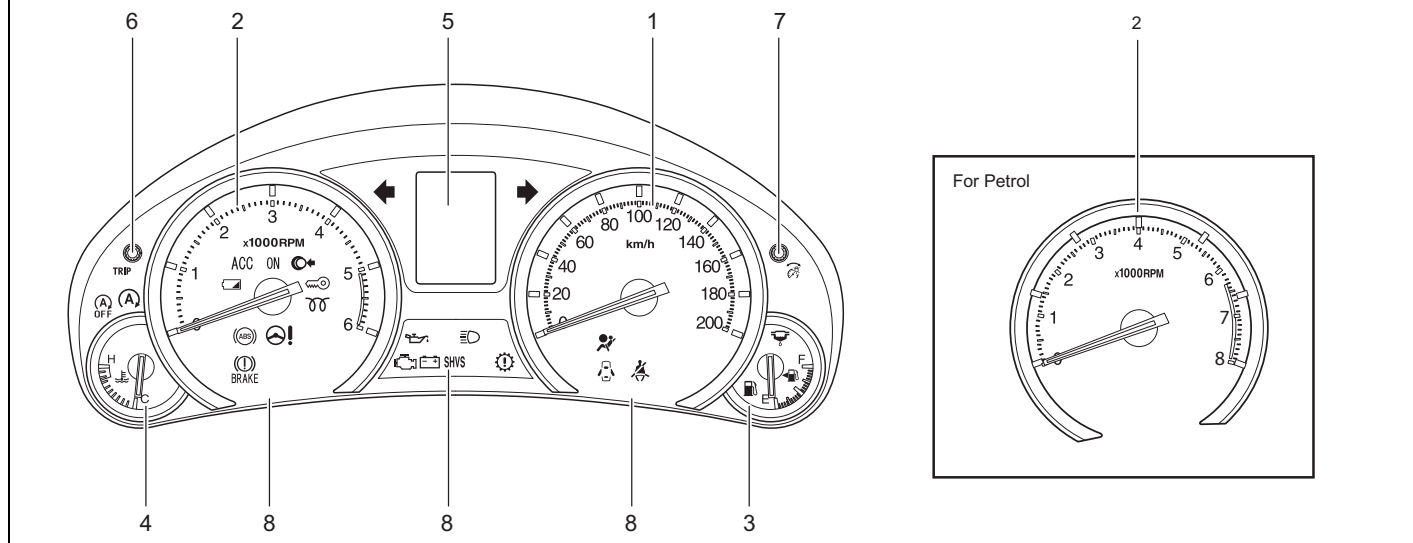
Scrapping a vehicle that has an uninflated air bag can be hazardous. Ask your dealer, body repair shop or scrap yard for help with disposal.

## BEFORE DRIVING

### Instrument Cluster

1. Speedometer
2. Tachometer
3. Fuel gauge
4. Temperature gauge
5. Information display
6. Trip meter selector knob
7. Indicator selector knob
8. Warning and indicator lights

#### EXAMPLE



79MH10203

## BEFORE DRIVING

### Speedometer

The speedometer indicates vehicle speed.

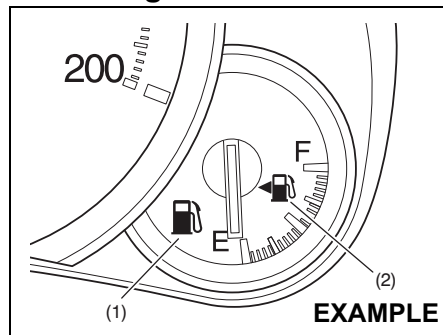
### Tachometer

The tachometer indicates engine speed in revolutions per minute.

#### NOTICE

Never drive the vehicle with the engine revving in the red zone or severe engine damage can result. Keep the engine speed below the red zone even when downshifting to a lower gear position. Refer to “Downshifting maximum allowable speeds” in the “OPERATING YOUR VEHICLE” section.

### Fuel Gauge



79MH0225

When the ignition switch is in the “ON” position or the ignition mode is “ON”, this gauge gives an approximate indication of the amount of fuel in the fuel tank. “F” stands for full and “E” stands for empty.

If the indicator gets off the graduation of “E” (not character “E”), refill the tank as soon as possible.

#### NOTE:

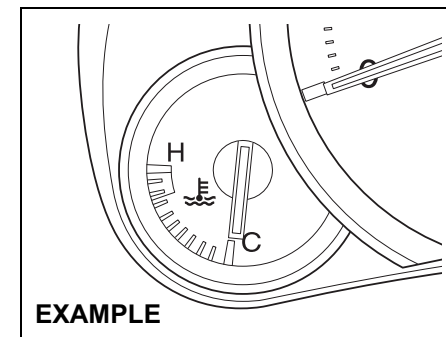
*The indicator moves a little depending on road conditions (for example, slope or curve) and driving conditions because of fuel moving in the tank.*

If the low fuel warning light (1) comes on, fill the fuel tank immediately.

Refer to “Low Fuel Warning Light” in “Warning and Indicator Lights” in this section for details.

The mark (2) indicates that the fuel filler door is located on the left side of the vehicle.

### Temperature Gauge



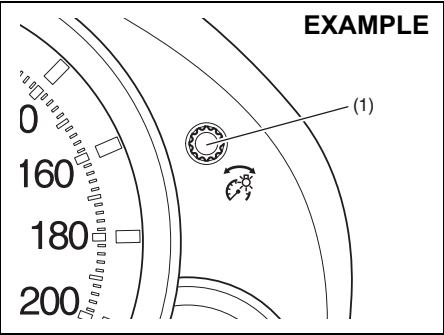
79MH0226

When the ignition switch is in the “ON” position or the ignition mode is “ON”, this gauge indicates the engine coolant temperature. Under normal driving conditions, the indicator should stay within the normal, acceptable temperature range between “H” and “C”. If the indicator approaches “H”, overheating is indicated. Follow the instructions for engine overheating in the “EMERGENCY SERVICE” section.

**NOTICE**

Continuing to drive the vehicle when engine overheating is indicated can result in severe engine damage.

**Brightness Control**



79MH0227

When the ignition switch is turned to the "ON" position or the engine switch is pressed to change the ignition mode to "ON", the instrument cluster lights come on.

Your vehicle has a system to automatically dim the brightness of the instrument panel lights when the position lights or headlights are on.

When the position lights and/or headlights are ON, you can control the meter illumination intensity.

To increase the brightness of the instrument panel lights, turn the brightness control knob (1) clockwise.

To reduce the brightness of the instrument panel lights, turn the brightness control knob (1) counterclockwise.

**WARNING**

If you attempt to adjust the display while driving, you could lose control of the vehicle.

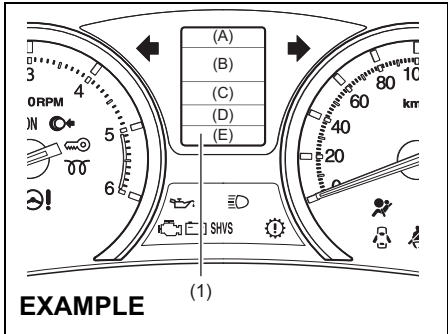
Do not attempt to adjust the display while driving.

**NOTE:**

- If you do not turn the knob for more than 10 seconds while activating the brightness control, the brightness control display will be canceled automatically.
- When you reconnect the battery, the brightness of the instrument panel lights will be reinitialized. Readjust the brightness according to your preference.

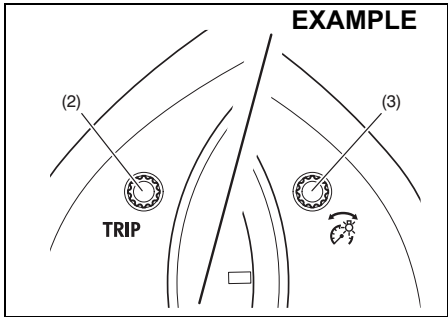
The information display is shown when the ignition switch is in the "ON" position or the ignition mode is "ON".

**Information Display**



79MH10204

(1) Information display



79MH0228

(2) Trip meter selector knob  
(3) Indicator selector knob

## BEFORE DRIVING

The information display shows the following information.

### Display (A)

Thermometer

**Display (B)** Transaxle selector position indicator (for automatic transaxle vehicles) / Gearshift Indicator (if equipped)

### Display (C)

Trip meter / Instantaneous fuel consumption / Average fuel consumption / Driving range

### Display (D)

Odometer

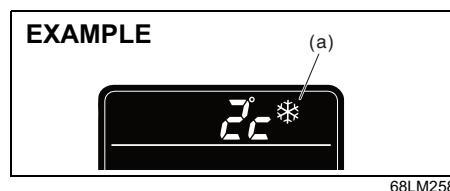
### Display (E)

Clock

## Thermometer

When the ignition switch is in the "ON" position or the ignition mode is "ON", the display (A) shows the thermometer.

The thermometer indicates the outside temperature.

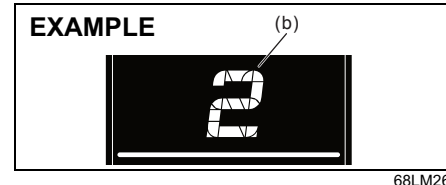


If the outside temperature nears freezing, the mark (a) will appear on the display.

### NOTE:

- The outside temperature indication is not the actual outside temperature when driving at low speed, or when stopped.
- If there is something wrong with the thermometer, or just after the ignition switch is turned to the "ON" position or the engine switch is pressed to change the ignition mode to "ON", the display may not indicate the outside temperature.

## Transaxle selector position indicator (for automatic transaxle vehicles) / Gearshift Indicator (if equipped)



### Transaxle selector position indicator

When the ignition switch is in the "ON" position or the ignition mode is "ON", the display (B) indicates the gear position (b). For details on how to use the transaxle, refer to "Using the Transaxle" in the "OPERATING YOUR VEHICLE" section.

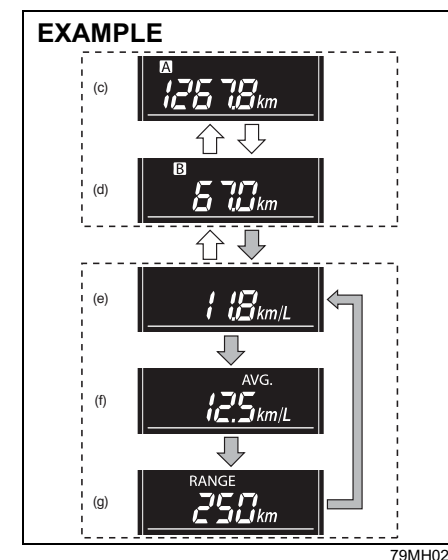
### Gearshift indicator

Refer to "Gearshift Indicator" in the "OPERATING YOUR VEHICLE" section.

## Trip meter / Instantaneous fuel consumption/ Average fuel consumption/ Driving range



When the ignition switch is in the "ON" position or the ignition mode is "ON", the display (C) shows one of the following five indications, trip meter A, trip meter B, Instantaneous fuel consumption, Average fuel consumption or Driving range.

To switch the display indication (C), push the trip meter selector knob (2) or the indicator selector knob (3) quickly.





## BEFORE DRIVING

	Push the trip meter selector knob (2).
	Push the indicator selector knob (3).

- (c) Trip meter A
- (d) Trip meter B
- (e) Instantaneous Fuel Consumption
- (f) Average fuel consumption
- (g) Driving range

### WARNING

**If you attempt to adjust the display while driving, you could lose control of the vehicle.**

**Do not attempt to adjust the display while driving.**

#### NOTE:

- Indications will change when you push and release a knob.
- The display shows estimated values. Indications may not be the same as actual values.

#### Trip meter

The trip meter can be used to measure the distance traveled on short trips or between fuel stops.

You can use the trip meter A or trip meter B independently.

To reset the trip meter to zero, push and hold the trip meter selector knob (2) for a while when the display shows the trip meter.

#### NOTE:

The indicated maximum value of the trip meter is 9999.9. When you run past the maximum value, the indicated value will return to 0.0.

#### Instantaneous Fuel Consumption

If you selected instantaneous fuel consumption the last time you drove the vehicle, the display does not show the last value of instantaneous fuel consumption from previous driving when the ignition switch is turned to the "ON" position or the engine switch is pressed to change the ignition mode to "ON". The display shows the value only when the vehicle is moving.

#### NOTE:

- The display does not show the value unless the vehicle is moving.
- Depending on the vehicle's specification, the fuel consumption units of initial setting are indicated as L/100km or km/L.
- For "L/100km" or "km/L" setting, the indicated maximum value of instantaneous fuel consumption is 30. No more than 30 will be indicated on the display even if the actual instantaneous fuel consumption is higher.
- The indication on the display may be delayed if fuel consumption is greatly affected by driving conditions.
- The display shows estimated values. Indications may not be the same as actual values.

- For "L/100km" or "km/L" setting, you can change the units that instantaneous fuel consumption is displayed in. Refer to "Average fuel consumption" in this section.

#### Average fuel consumption

If you selected average fuel consumption the last time you drove the vehicle, the display shows the last value of average fuel consumption from previous driving when the ignition switch is turned to the "ON" position or the engine switch is pressed to change the ignition mode to "ON". Unless you reset the value of average fuel consumption, the display indicates the value of average fuel consumption which includes average fuel consumption during previous driving.

To reset the average fuel consumption to zero, push and hold the indicator selector knob (3) for a while when the display shows the average fuel consumption.

#### NOTE:

When you reset the indication or reconnect the negative (–) terminal to the battery, the value of average fuel consumption will be shown after driving for a while.

#### (For "L/100km" or "km/L" setting)

To change the unit of average fuel consumption, while pushing and holding the trip meter selector knob (2), turn the indicator selector knob (3).

## BEFORE DRIVING

### EXAMPLE



68LM262

#### NOTE:

- When you change the units that average fuel consumption is displayed in, the instantaneous fuel consumption units will be changed automatically.
- When you reconnect the negative (–) terminal to the battery, the unit of the average fuel consumption will be reinitialized. Change the unit again to your preference.

#### Driving range

If you selected driving range the last time you drove the vehicle, the display indicates “---” for a few seconds and then indicates the current driving range when the ignition switch is turned to the “ON” position or the engine switch is pressed to change the ignition mode to “ON”.

The driving range shown in the display is the approximate distance you can drive until the fuel gauge indicates “E”, based on current driving conditions.

When the low fuel warning light comes on, the display “---” will appear.

If the low fuel warning light comes on, fill the fuel tank immediately regardless of the value of driving range shown in the display.

As the driving range after refueling is calculated based on the most recent driving condition, the value is different each time you refuel.

#### NOTE:

- If you refuel when the ignition switch is in the “ON” position or the ignition mode is “ON”, the driving range may not indicate the correct value.
- When you reconnect the negative (–) terminal to the battery, the value of driving range will be shown after driving for a while.

#### Odometer

When the ignition switch is in the “ON” position or the ignition mode is “ON”, the display (D) shows the odometer. The odometer records the total distance the vehicle has been driven.

### NOTICE

**Keep track of your odometer reading and check the maintenance schedule regularly for required services. Increased wear or damage to certain parts can result from failure to perform required services at the proper mileage intervals.**

#### Clock

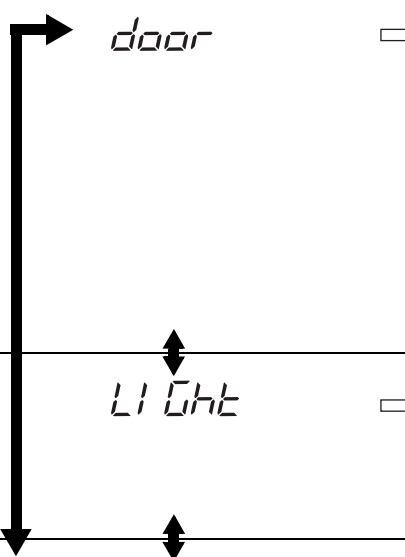
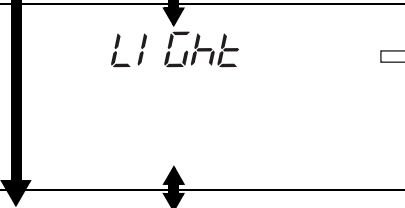
When the ignition switch is in the “ON” position or the ignition mode is “ON”, the display (E) shows the time.

To change the time indication:

- 1) Push the trip meter selector knob (2) and the indicator selector knob (3) together.
- 2) To change the hour indication, turn the indicator selector knob (3) left or right repeatedly when the hour indication blinks. To change the hour indication quickly, turn and hold the indicator selector knob (3). To set the hour indication, push the indicator selector knob (3) and the minute indication will flash.
- 3) To change the minute indication, turn the indicator selector knob (3) left or right repeatedly when the minute indication blinks. To change the minute indication quickly, turn and hold the indicator selector knob (3). To set the minute indication, push the indicator selector knob (3).

Setting Mode

In the setting mode, you can set up the following functions.

Indication		Functions
	d1	Central door locking system “d1”
	d2	Automatic door locking function “d2”
	d3	Automatic door unlocking function “d3”
	d5	Door locking and unlocking siren “d5”
	L1	Footwell light setting “L1”
	L2	Additional flashes of the turn signal “L2”

## BEFORE DRIVING

Indication		Functions
	SECURITY	Security system "S1"
	S1	Shock sensor "S2"
	S2	Pre-warning sensitivity of the shock sensor "S3"
	S3	Full blast warning sensitivity of the shock sensor "S4"
	S4	Initialization setting "dE-on"
	End	Exit the setting mode "End"

	Turn the indicator selector knob (3).
	Push the indicator selector knob (3).

**NOTE:**  
Depending on vehicle's specifications, some items may not be displayed.

### How to operate the setting mode:

- 1) When the ignition switch is in the "ON" position or press the engine switch to change the ignition mode to "ON" and the vehicle is stationary, push the trip meter selector knob (2) to switch the information display indication (C) to the tripmeter.
- 2) Push and hold the indicator selector knob (3) until the display shows "door".
- 3) Turn and/or push the indicator selector knob (3) to select a function that you want to set up according to the above chart.
- 4) Turn and/or push the indicator selector knob (3) to register settings of the following functions.

## BEFORE DRIVING

### Central door locking system “d1”

- d1-SL1: Unlock all doors by turning the key, pushing the keyless entry system transmitter, keyless push start system remote controller or request switch once
- d1-SL2: Unlock all doors by turning the key, pushing the keyless entry system transmitter, keyless push start system remote controller or request switch twice (default setting)

### Automatic door locking function “d2”

- d2-SL1: Disable the automatic door locking function
- d2-SL2: Lock all doors when the vehicle speed reaches 15 km/h (default setting)
- d2-SL3: (For automatic transaxle vehicle) Lock all door when the gearshift lever is in other than “P”

### Automatic door unlocking function “d3”

- d3-SL1: Disable the automatic door unlocking function (default setting of vehicle with keyless push start system)
- d3-SL2: (For automatic transaxle vehicle) Unlock all doors when the gearshift lever is moved to the “P” from other position
- d3-SL3: (Vehicle with keyless entry system) Unlock all doors when the key is pulled out from the ignition switch (default setting of vehicle with keyless entry)  
(Vehicle with keyless push start system) Unlock all doors when the ignition mode is “LOCK” (OFF)

### Door locking and unlocking siren “d5”

- d5-SL1: Siren sounds when the door(s) is(are) locked or unlocked by using the keyless entry system transmitter, keyless push start system remote controller or request switch (default setting)
- d5-SL2: Siren does not sound when the door(s) is(are) locked or unlocked by using the keyless entry system transmitter, keyless push start system remote controller or request switch

### Footwell light setting “L1”

- L1-SL1: Footwell light comes on when any of doors is open or headlights are on
- L1-SL2: Footwell light comes on when any of doors is open (default setting)
- L1-SL3: Disable the footwell light

### Additional flashes of the turn signal “L2”

- L2-SL1: Turn signal flashes three times after the turn signal lever is returned (default setting)
- L2-SL2: Disable the additional flashes of turn signal

## BEFORE DRIVING

### Security system “51”

- 51-5L1: Enable the security system (default setting)
- 51-5L2: Disable the security system

### Shock sensor “52”

- 52-5L1: Enable the shock sensor
- 52-5L2: Disable the shock sensor (default setting)

### Pre-warning sensitivity of the shock sensor “53”

- 53-L00: Disable the pre-warning
- 53-L01 to L15:

Adjust the pre-warning sensitivity of shock sensor (Lowest sensitivity level is L01 and highest is L15, and default setting is L14)

### Full blast warning sensitivity of the shock sensor “54”

- 54-L00: Disable the full blast warning
- 54-L01 to L15:

Adjust the full blast warning sensitivity of shock sensor (Lowest sensitivity level is L01 and highest is L15, and default setting is L09)

### Initialization setting “dE-on”

- dE-on: Initialize all settings

### EXAMPLE

**A B**  
22-5L2


76MH0017

### NOTE:

- As shown in the above illustration, “**A B**” indicates on the display of currently setting item.
- To go back to the higher level display during operation, turn the indicator selector knob (3) to display “bRCH” or “-bRL” and then push the indicator selector knob (3).
- If the security system “51” is in the disabled state, the shock sensor “52”, pre-warning sensitivity “53” and full blast warning sensitivity “54” cannot be set up.
- 5) To exit the setting mode, switch the display to show “End” and then push the indicator selector knob (3).

## Warning and Indicator Lights

### Brake System Warning Light



65D477

For working check of this light, there are following three different type of operations depending on the vehicle's specification.

- 1) The light comes on briefly when the ignition switch is turned to the “ON” position or the engine switch is pressed to change the ignition mode to “ON”.
- 2) The light comes on when the parking brake is engaged with the ignition switch in the “ON” position or the ignition mode “ON”.
- 3) The light comes on when under either or both of above two conditions.

The light also comes on when the fluid in the brake fluid reservoir falls below the specified level.

## BEFORE DRIVING

The light should go out after starting the engine and fully releasing the parking brake, if the fluid level in the brake fluid reservoir is adequate.

The light also comes on together with the ABS warning light when the rear brake force control function (proportioning valve function) of the ABS system fails.

If the brake system warning light comes on while you are driving the vehicle, it may mean that there is something wrong with the vehicle's brake system. If this happens, you should:

- 1) Pull off the road and stop carefully.

### WARNING

**Remember that stopping distance may be longer, you may have to push harder on the pedal, and the pedal may go down farther than normal.**

- 2) Test the brakes by carefully starting and stopping on the shoulder of the road.
- 3) If you determine that it is safe, drive cautiously at low speed to the nearest dealer for repairs, or
- 4) Have the vehicle towed to the nearest dealer for repairs.

### WARNING

**If any of the following conditions occur, you should immediately ask your MARUTI SUZUKI dealer to inspect the brake system.**

- If the brake system warning light does not go out after the engine has been started and the parking brake has been fully released.
- If the brake system warning light does not come on when the ignition switch is turned to the "ON" position or the engine switch is pressed to change the ignition mode to "ON".
- If the brake system warning light comes on at any time during vehicle operation.

#### NOTE:

*Because the brake system is self-adjusting, the fluid level will drop as the brake pads become worn. Replenishing the brake fluid reservoir is considered normal periodic maintenance.*

#### NOTE:

*(Parking Brake Reminder Buzzer)*

*A buzzer sounds intermittently to remind you to release the parking brake if you start the vehicle without releasing the parking brake. Make sure that the parking brake is fully released and the brake system warning light turns off.*

## Anti-Lock Brake System (ABS) Warning Light (if equipped)



65D529

When the ignition switch is turned to the "ON" position or the engine switch is pressed to change the ignition mode to "ON", the light comes on briefly so you can check that the light is working.

If the light stays on, or comes on when driving, there may be something wrong with the ABS.

If this happens:

- 1) Pull off the road and stop carefully.
- 2) Turn the ignition switch to "LOCK" or change the ignition mode to "LOCK" (OFF) by pressing the engine switch and then start the engine again.

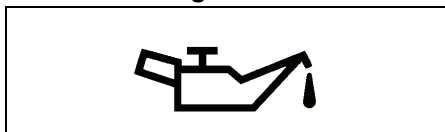
If the warning light comes on briefly then turns off, the system is normal. If the warning light still stays on, there is something wrong in the system.

## BEFORE DRIVING

If the light and the brake system warning light stay on, or come on simultaneously when driving, your ABS system is equipped with the rear brake force control function (proportioning valve function) and there may be something wrong with both the rear brake force control function and anti-lock function of the ABS system.

If one of these happens, have the system inspected by your MARUTI SUZUKI dealer. If the ABS becomes inoperative, the brake system will function as an ordinary brake system that does not have this ABS system.

### Oil Pressure Light



50G051

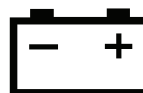
This light comes on when the ignition switch is turned to the "ON" position or the engine switch is pressed to change the ignition mode to "ON", and goes out when the engine is started. The light will come on and remain on if there is insufficient oil pressure. If the light comes on when driving, pull off the road as soon as you can and stop the engine.

Check the oil level and add oil if necessary. If there is enough oil, the lubrication system should be inspected by your MARUTI SUZUKI dealer before you drive the vehicle again.

### NOTICE

- If you operate the engine with this light on, severe engine damage can result.
- Do not rely on the oil pressure light to indicate the need to add oil. Be sure to periodically check the engine oil level.

### Charging Light



50G052

This light comes on when the ignition switch is turned to the "ON" position or the engine switch is pressed to change the ignition mode to "ON", and goes out when the engine is started. The light will come on and remain on if there is something wrong with the battery charging system. If the light comes on when the engine is running, the charging system should be inspected immediately by your MARUTI SUZUKI dealer.

### Driver's Seat Belt Reminder Light



60G049

When the driver doesn't buckle his or her seat belt, this light will come on and/or blink.

For details about the seat belt reminder, refer to "Seat Belts and Child Restraint Systems" in this section.

### "AIR BAG" Light (if equipped)



63J030

This light blinks or comes on for several seconds when the ignition switch is turned to the "ON" position or the engine switch is pressed to change the ignition mode to "ON" so you can check if the light is working.

The light will come on and stay on if there is a problem in the air bag system or the seat belt pretensioner system (if equipped).

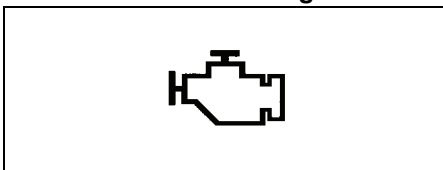


## BEFORE DRIVING

### **WARNING**

If the “AIR BAG” light does not blink or come on briefly when the ignition switch is turned to the “ON” position or the engine switch is pressed to change the ignition mode to “ON”, stays on for more than 10 seconds, or comes on while driving, the air bag system or the seat belt pretensioner system (if equipped) may not work properly. Have both systems inspected by an authorized MARUTI SUZUKI dealer.

### Malfunction Indicator Light



65D530

Your vehicle has a computer-controlled emission control system. A malfunction indicator light is provided on the instrument panel to indicate when it is necessary to have the emission control system serviced. The malfunction indicator light comes on when the ignition switch is turned to the “ON” position or the engine switch is pressed to change the ignition mode to “ON” to let you know the light is working and goes out when the engine is started.

### **NOTICE**

Continuing to drive the vehicle when the malfunction indicator light is on or blinking can cause permanent damage to the vehicle’s emission control system, and can affect fuel economy and driveability.

### Transaxle Warning Light (if equipped)



80J219

This light comes on for several seconds when the ignition switch is turned to the “ON” position or the engine switch is pressed to change the ignition mode to “ON” so you can check the light is working. If this light comes on when the engine is running, there is a problem with the transaxle system. Ask your MARUTI

SUZUKI dealer to have the system inspected.

### Immobilizer/Keyless Push Start System Warning Light



80JM122

When the ignition switch is turned to the “ON” position or the engine switch is pressed to change the ignition mode to “ON”, the light comes on briefly so you can check that the light is working. If this light stays on, there is a problem with the system. Ask your MARUTI SUZUKI dealer to have the system inspected.

### Open Door Warning Light



54G391

This light remains on until all doors are completely closed.

If any door is open when the vehicle is moving, a ding sounds to remind you to close all doors completely.

## BEFORE DRIVING

### Low Fuel Warning Light



54G343

If this light comes on, fill the fuel tank immediately.

When this light comes on, a ding sounds once to remind you to fill the fuel.

If you do not fill the fuel, a ding sounds every time when the ignition switch is turned to the "ON" position or the engine switch is pressed to change the ignition mode to "ON".

#### NOTE:

*The activation point of this light varies depending on road conditions (for example, slope or curve) and driving conditions because of fuel moving in the tank.*

### Electric Power Steering Light



79J039

This light comes on when the ignition switch is turned to the "ON" position or the engine switch is pressed to change the ignition mode to "ON", and goes out when the engine is started.

If this light comes on while driving, the power steering system may not work properly. Have the system inspected by your MARUTI SUZUKI dealer.

#### NOTE:

*Following operations of the steering wheel while parking or driving at a very low-speed may have steering effort bigger gradually. This is not a malfunction of the steering system, but the power steering control system limits the power assist in order to prevent them from overheating.*

- *The steering wheel is operated very often.*
- *The steering wheel is kept in a fully turned position for a long while.*

*When the power steering control system cool down, the power steering system back to the original condition.*

*However, repeating these operations could cause the power steering system damaged.*

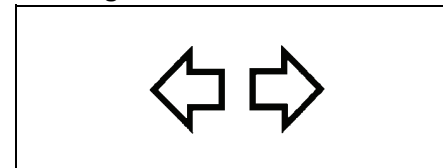
#### NOTE:

*If the power steering system does not work properly, you will feel heavier to steer but you still will be able to steer.*

#### NOTE:

*If the steering is operated, you may hear a rubbing noise. This is normal and indicates that the power steering system works properly.*

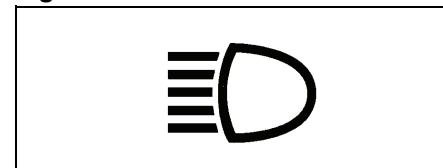
### Turn Signal Indicators



50G055

When you turn on the left or right turn signals, the corresponding green arrow on the instrument panel will flash along with the respective turn signal lights. When you turn on the hazard warning switch, both arrows will flash along with all of the turn signal lights.

### Main Beam (high beam) Indicator Light

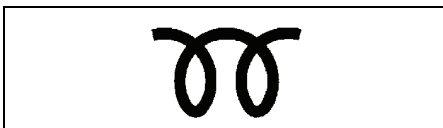


50G056

This indicator comes on when headlight main beams (high beams) are turned on.

## BEFORE DRIVING

### Glow Plug Indicator Light (For Diesel Engine Model)



60A543

If the coolant temperature is cool enough, this light comes on when the ignition switch is turned to the "ON" position or the engine switch is pressed to change the ignition mode to "ON" and goes out when the glow plug is heated enough for engine starting.

### Fuel Filter Warning Light (For Diesel Engine Model)



60A541

This light comes on for several seconds when the ignition switch is turned to the "ON" position or the engine switch is pressed to change the ignition mode to "ON" so you can check that light is working.

If the light comes on when driving, there is a possibility to have water in the fuel filter. Drain water as soon as possible. Have

your vehicle inspected by an authorized MARUTI SUZUKI dealer.

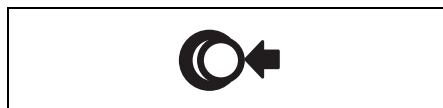
### Keyless Push Start System Remote Controller Battery Consumption Warning Light (if equipped)



70K122

If the remote controller becomes unreliable, this light comes on for several seconds when the engine switch is pressed to change the ignition mode to "ON".

### "PUSH" Indicator Light



82K174

If this light comes on when depressing the brake pedal for automatic transaxle vehicles, or the clutch pedal for manual transaxle vehicles, you can start the engine.

### "ACC" Indicator Light (if equipped)



82K097

This light comes on when the ignition mode is "ACC".

### Ignition "ON" Indicator Light (if equipped)



82K098

This light comes on when the ignition mode is "ON" with the engine off.

### "SHVS" Indicator Light (if equipped)




79MH10205

This light comes on for several seconds when the ignition switch is turned to the "ON" position or the engine switch is pressed to change the ignition mode to "ON" so you can check that the light is working.

While you are driving the vehicle, when deceleration energy regenerating function, engine power assist function or starter motor function is activated, this indicator light will come on.

## BEFORE DRIVING

### “ENG A-STOP” Indicator Light (if equipped)



72M00032

When the ignition switch is turned to the “ON” position or the engine switch is pressed to change the ignition mode to “ON”, this light comes on briefly to let you know the light is working.

When the engine is stopped by the “ENG A-STOP” system, this light comes on.

For details, refer to “ENG A-STOP System (Engine Auto Stop Start System)” in the “OPERATING YOUR VEHICLE” section.

### “ENG A-STOP OFF” Light (if equipped)



72M00159

When the ignition switch is turned to the “ON” position or the engine switch is pressed to change the ignition mode to


“ON”, this light comes on briefly to let you know the light is working.

When you push the “ENG A-STOP OFF” switch, this light comes on.

If this light blinks when driving, there may be something wrong with the ENG A-STOP system or the SHVS system. You should have the system inspected by an authorized MARUTI SUZUKI dealer.

For details, refer to “ENG A-STOP System (Engine Auto Stop Start System)” and “SHVS (Smart Hybrid Vehicle by Suzuki)” in the “OPERATING YOUR VEHICLE” section.

### Lighting Control Lever

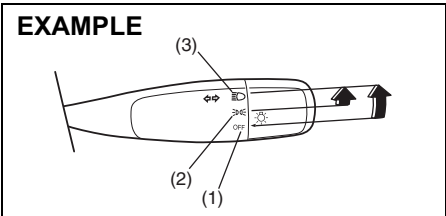


65D611

### ⚠ WARNING

**To avoid possible injury, do not operate controls by reaching through the steering wheel.**

Lighting Operation



60MK011

To turn the lights on or off, twist the knob on the end of the lever. There are three positions:

**OFF (1)**

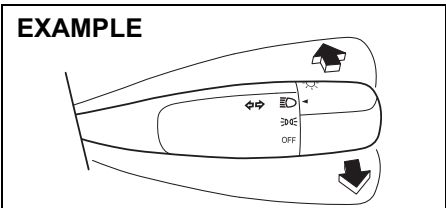
All lights are off.

**☞☞ (2)**

Front position lights, tail lights, license plate light and instrument lights are on, but headlights are off.

**☞☞☞ (3)**

Front position lights, tail lights, license plate light, instrument lights and headlights are on.



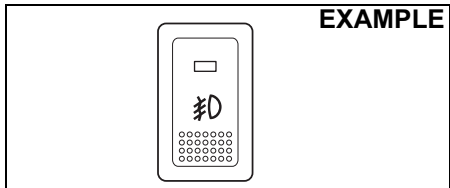
60MK012

With the headlights on, push the lever forward to switch to the high beams (main beams) or pull the lever toward you to switch to the low beams. When the high beams (main beams) are on, a light on the instrument panel will come on. To momentarily activate the high beams (main beams) as a passing signal, pull the lever slightly toward you and release it when you have completed the signal.

**Lights “On” reminder (if equipped)**

A buzzer/chime sounds to remind you to turn off the lights if they are left on when the ignition key is removed and the driver’s door is opened.

**Front Fog Light Switch (ifequipped)**



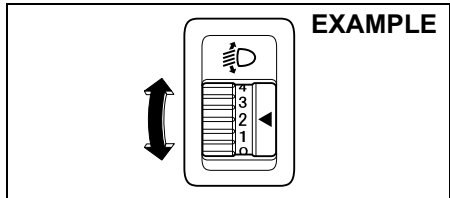
64J058

The front fog light comes on when the fog light switch is pushed in with the position lights, tail lights and/or the headlights are on. An indicator light above the switch will be lit when the front fog light is on.

**NOTE:**

*In some countries the lighting operation may be different from the above description according to local regulations.*

**Headlight Leveling Switch**




80JM040

Level the headlight beam according to the load condition of your vehicle by turning this switch. The chart below shows the appropriate switch position for different vehicle-load conditions.

Vehicle Load Condition	Switch Position	
	Petrol	Diesel
Driver only	0	0
Driver + 1 passenger (in front seat)	1	0
Driver + 4 passengers, no cargo	2	1
Driver + 4 passengers, cargo added	4	2
Driver + full cargo	4	3

## BEFORE DRIVING

### Turn Signal Control Lever



65D611

#### ⚠ WARNING

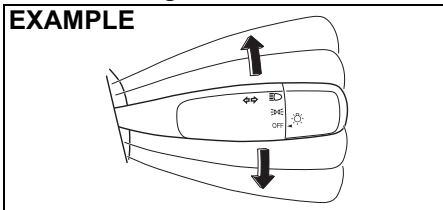
To avoid possible injury, do not operate controls by reaching through the steering wheel.

### Turn Signal Operation

With the ignition switch in the “ON” position or the ignition mode “ON”, move the lever up or down to activate the left or right turn signals.

### Normal turn signal

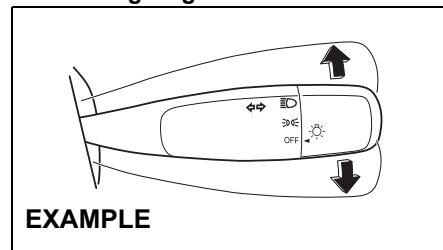
#### EXAMPLE



60MK013

Move the lever all the way upward or downward to signal. When the turn is completed, the signal will cancel and the lever will return to its normal position.

### Lane change signal



60MK014

Sometimes, such as when changing lanes, the steering wheel is not turned far enough to cancel the turn signal. For convenience, you can flash the turn signal by moving the lever part way and holding it there. The lever will return to its normal position when you release it.

#### NOTE:

The turn signal and its indicator flash three times even if you return the lever immediately after moving it.


#### NOTE:

The turn signal and its indicator can be set whether they flash three times after the turn signal lever is returned via the information display. Refer to “Information Display” in this section.

#### NOTE:

You can customize the setting for the number of times of flashing of the turn signal and its indicator. Please ask an authorized MARUTI SUZUKI dealer for the customization.


### Hazard Warning Switch



79MH0231

Push in the hazard warning switch to activate the hazard warning lights. All turn signal lights and both turn signal indicators will flash simultaneously. To turn off the lights, push the switch again. Use the hazard warning lights to warn other traffic during emergency parking or when your vehicle could otherwise become a traffic hazard.

Windshield Wiper and Washer Lever



65D611

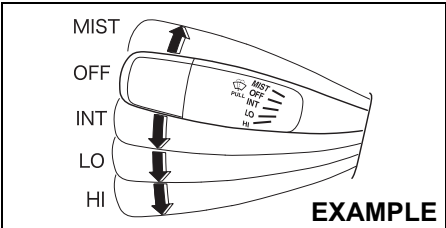
**WARNING**

To avoid possible injury, do not operate controls by reaching through the steering wheel.

Wiper and Washer Operation

When the ignition switch is in the "ON" position or the ignition mode is "ON", you can use the wiper/washer lever.

Windshield Wipers



**EXAMPLE**

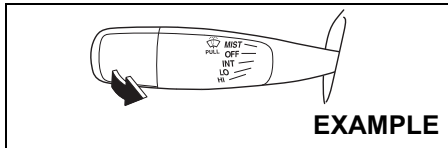
79MHA0001

To turn the windshield wipers on, move the lever down to one of the three operating

positions. In the "INT" position, the wipers operate intermittently. The "INT" position is very convenient for driving in mist or light rain. In the "LO" position, the wipers operate at a steady low speed. In the "HI" position, the wipers operate at a steady high speed. To turn off the wipers, move the lever back to the "OFF" position.

Move the lever up and hold it to the "MIST" position, the windshield wipers will turn on continuously at low speed.

Windshield Washer



**EXAMPLE**

79MH0235

To spray windshield washer fluid, pull the lever toward you. The windshield wipers will automatically turn on at low speed if they are not already on and the "INT" position is equipped.

**WARNING**

- To prevent windshield icing in cold weather, turn on the defroster to heat the windshield before and during windshield washer use.
- Do not use radiator antifreeze in the windshield washer reservoir. It can severely impair visibility when sprayed on the windshield, and can also damage your vehicle's paint.

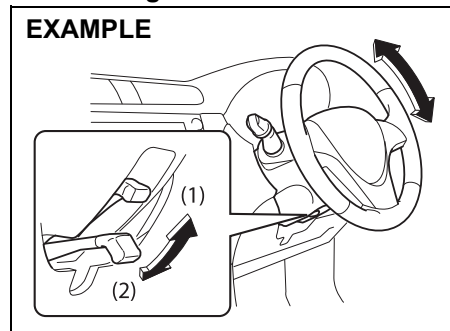
**NOTICE**

To help prevent damage to the windshield wiper and washer system components, you should take the following precautions:

- Do not continue to hold in the lever when there is no windshield washer fluid being sprayed or the washer motor can be damaged.
- Do not attempt to remove dirt from a dry windshield with the wipers or you can damage the windshield and the wiper blades. Always wet the windshield with washer fluid before operating the wipers.
- Clear ice or packed snow from the wiper blades before using the wipers.
- Check the washer fluid level regularly. Check it often when the weather is bad.
- Only fill the washer fluid reservoir 3/4 full during cold weather to allow room for expansion if the temperature falls low enough to freeze the solution.

## BEFORE DRIVING

### Tilt Steering Lock Lever



- (1) LOCK  
(2) UNLOCK

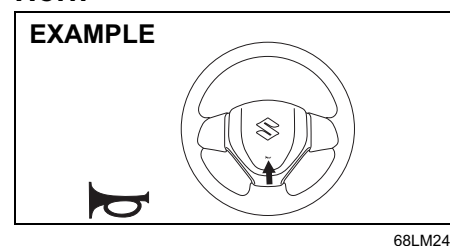
The lock lever is located under the steering column. To adjust the steering wheel height:

- 1) Push down the lock lever to unlock the steering column.
- 2) Adjust the steering wheel to the desired height and lock the steering column by pull up the lock lever.
- 3) Try moving the steering wheel up and down to make sure it is securely locked in position.

#### **WARNING**

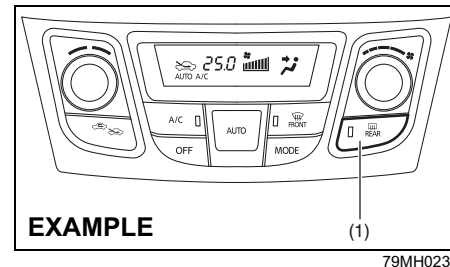
**Never attempt to adjust the steering wheel height while the vehicle is moving or you could lose control of the vehicle.**

### Horn

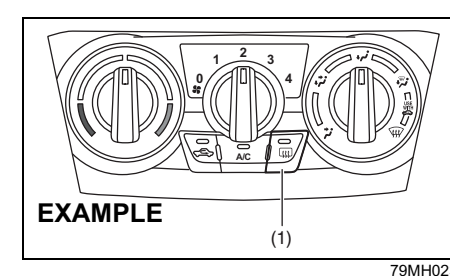


Press the horn button of the steering wheel to sound the horn. The horn will sound with the ignition switch in any position.

### Heated Rear Window Switch Type - 1



### Type - 2



When the rear window is misted, push this switch (1) to clear the window.

An indicator light will be lit when the defogger is on. The defogger will work only when the engine is running. To turn off the defogger, push the switch again.

#### **NOTICE**

**The heated rear window uses a large amount of electricity. Be sure to turn off after the window has become clear.**

#### **NOTE:**

- The defogger will work only when the engine is running.
- The defogger will automatically turn off after the defogger remains on for 15 minutes to prevent discharging of the battery.




## OPERATING YOUR VEHICLE

Exhaust Gas Warning .....	3-1
Daily Inspection Checklist .....	3-1
Engine Oil Consumption .....	3-2
Ignition Switch	
(Vehicle without Keyless Push Start System) .....	3-3
Engine Switch	
(Vehicle with Keyless Push Start System) .....	3-4
Keyless Push Start System (if equipped) .....	3-5
Parking Brake Lever .....	3-8
Pedal .....	3-9
Starting the Engine	
(Vehicle without Keyless Push Start System) .....	3-10
Starting the Engine	
(Vehicle with Keyless Push Start System) .....	3-11
Using the Transaxle .....	3-15
Gearshift Indicator (if equipped).....	3-18
SHVS (Smart Hybrid Vehicle by Suzuki) (if equipped).....	3-20
ENG A-STOP System (Engine Auto Stop Start System)	
(if equipped).....	3-21
Parking Sensors (if equipped) .....	3-24
Rearview Camera (if equipped) .....	3-27
Braking .....	3-29

## OPERATING YOUR VEHICLE

### Exhaust Gas Warning



52D334

#### WARNING

Avoid breathing exhaust gases. Exhaust gases contain carbon monoxide, a potentially lethal gas that is colorless and odorless. Since carbon monoxide is difficult to detect by itself, be sure to take the following precautions to help prevent carbon monoxide from entering your vehicle.

- Do not leave the engine running in garages or other confined areas.

(Continued)


#### WARNING

(Continued)

- Do not park with the engine running for a long period of time, even in an open area. If it is necessary to sit for a short time in a parked vehicle with the engine running, make sure the air intake selector is set to "FRESH AIR" and the blower is at high speed.
- Avoid operating the vehicle with the tailgate or trunk open. If it is necessary to operate the vehicle with the tailgate or trunk open, make sure the sunroof (if equipped) and all windows are closed, and the blower is at high speed with the air intake selector set to "FRESH AIR".
- To allow proper operation of your vehicle's ventilation system, keep the air inlet grille in front of the windshield clear of snow, leaves or other obstructions at all times.
- Keep the exhaust tailpipe area clear of snow and other material to help reduce the buildup of exhaust gases under the vehicle. This is particularly important when parked in blizzard conditions.
- Have the exhaust system inspected periodically for damage and leaks. Any damage or leaks should be repaired immediately.

### Daily Inspection Checklist

#### Before Driving



60A187S

- 1) Make sure that windows, mirrors, lights and reflectors are clean and unobstructed.
- 2) Visually check the tires for the following points:
  - the depth of the tread groove
  - abnormal wear, cracks and damage
  - loose wheel nuts
  - existence of foreign material such as nails, stones, etc.
- 3) Look for fluid and oil leaks.

Refer to "Tires" in "INSPECTION AND MAINTENANCE" section for details.

## OPERATING YOUR VEHICLE

### NOTE:

*It is normal for water to drip from the air conditioning system after use.*

- 4) Make sure the hood is fully closed and latched.
- 5) Check the headlights, turn signal lights, brake lights and horn for proper operation.
- 6) Adjust the seat and head restraint. (if equipped)
- 7) Check the brake pedal and the parking brake lever.
- 8) Adjust the mirrors.
- 9) Make sure that you and all passengers have properly fastened your seat belts.
- 10) Make sure that all warning lights come on as the ignition switch is turned to the "ON" position or the engine switch is pressed to change the ignition mode to "ON".
- 11) Check all gauges.
- 12) Make sure that the BRAKE SYSTEM WARNING light turns off when the parking brake is released.

Once a week, or each time you fill your fuel tank, perform the following under-hood checks:

- 1) Engine oil level
- 2) Coolant level
- 3) Brake fluid level
- 4) Battery solution level
- 5) Windshield washer fluid level
- 6) Hood latch operation  
Pull the hood release handle inside the vehicle. Make sure that you cannot

open the hood all the way without releasing the secondary latch. Be sure to close the hood securely after checking for proper latch operation. See the item "All latches, hinges and locks" of "CHASSIS AND BODY" in the "Periodic Maintenance Schedule" in the "INSPECTION AND MAINTENANCE" section for lubrication schedule.

### WARNING

**Make sure the hood is fully closed and latched before driving. If it is not, it can fly up unexpectedly during driving, obstructing your view and resulting in an accident.**

Once a month, or each time you fill your fuel tank, check the tire pressure using a tire pressure gauge. Also check the tire pressure of the spare tire.

### Engine Oil Consumption

It is normal for the engine to consume some engine oil during normal vehicle operation.

The amount of engine oil consumed depends on the viscosity of the oil, the quality of the oil and the conditions the vehicle is driven under.

More oil is consumed during high-speed driving and when there is frequent acceleration and deceleration. Under high loads, your engine also will consume more oil.

A new engine also consumes more oil, since its pistons, piston rings and cylinder walls have not yet become conditioned. New engines reach the normal level of oil consumption only after approximately 5000 km (3000 miles) driving.

### Oil consumption:

**Max. 1.0 L per 1000 km  
(1 Qt. per 600 miles)**


When judging the amount of oil consumption, note that the oil may become diluted and make it difficult to accurately judge the true oil level.

As an example, if a vehicle is used for repeated short trips, and consumes a normal amount of oil, the dipstick may not show any drop in the oil level at all, even after 1000 km (600 miles) or more of driving. This is because the oil is gradually becoming diluted with fuel or moisture, making it appear that the oil level has not changed.

You should also be aware that the diluting ingredients evaporate out when the vehicle is subsequently driven at high speeds, such as on an expressway, making it appear that oil is excessively consumed after high-speed driving.

## OPERATING YOUR VEHICLE

### Ignition Switch (Vehicle without Keyless Push Start System)

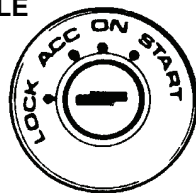


65D611

#### **WARNING**

To avoid possible injury, do not operate controls by reaching through the steering wheel.

#### **EXAMPLE**



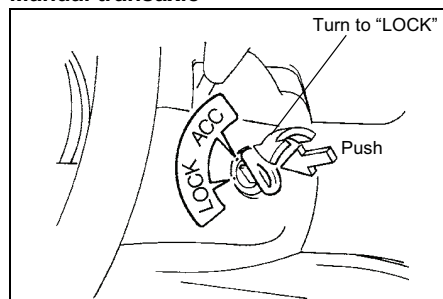
60B041

The ignition switch has the following four positions:

#### **LOCK**

This is the normal parking position. It is the only position in which the key can be removed.

#### **Manual transaxle**



60G033

- **Manual transaxle vehicles**

You must push in the key to turn it to the "LOCK" position. It locks the ignition, and prevents normal use of the steering wheel after the key is removed.

- **Automatic transaxle vehicles**

The gearshift lever must be in the "P" (Park) position to turn the key to the "LOCK" position. It locks the ignition and prevents normal use of the steering wheel and gearshift lever.

To release the steering lock, insert the key and turn it clockwise to one of the other positions. If you have trouble turning the key to unlock the steering, try turning the

steering wheel slightly to the right or left while turning the key.

#### **ACC**

Accessories such as the radio can operate, but the engine is off.

#### **ON**


This is the normal operating position. All electrical systems are on.

#### **START**

This is the position for starting the engine using the starter motor. The key should be released from this position as soon as the engine starts.

#### **Ignition key reminder (if equipped)**

A buzzer sounds intermittently to remind you to remove the ignition key if it is in the ignition switch when the driver's door is opened.



81A297S

**⚠ WARNING**

- Never return the ignition switch to the “LOCK” position and remove the ignition key while the vehicle is moving. The steering wheel will lock and you will not be able to steer the vehicle.

(Continued)

**⚠ WARNING**

(Continued)

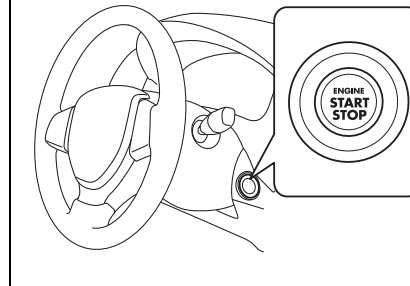
- Always return the ignition switch to the “LOCK” position and remove the ignition key when leaving the vehicle even if only for a short time. Also do not leave children alone in a parked vehicle. Unattended children could cause accidental movement of the vehicle or could tamper with power windows or power sunroof. They also could suffer from heat stroke in warm or hot weather. These could result in severe injury or even death.

**NOTICE**

- Do not use the starter motor for more than 12 seconds at a time. If the engine does not start, wait 15 seconds before trying again. If the engine does not start after several attempts, check the fuel and ignition systems or consult your MARUTI SUZUKI dealer.
- Do not leave the ignition switch in the “ON” position if the engine is not running as the battery will discharge.

**Engine Switch  
(Vehicle with Keyless Push  
Start System)**

**EXAMPLE**



61MM0B001

**LOCK (OFF)**

This mode is for parking the vehicle. When this mode is selected by pressing the engine switch and then any door is opened or closed, the steering will be locked automatically.

**ACC**

Press the engine switch to select this ignition mode to use such electric equipment as the audio system, outside rearview mirrors and accessory socket with the engine off. When this position is selected, the information display in the instrument cluster come on. Refer to “Warning and Indicator Lights” in the “BEFORE DRIVING” section for details.

## OPERATING YOUR VEHICLE

### ON

- **With the engine off**

You can use such electric equipment as the power windows and wipers with the engine off. When this ignition mode is selected by pressing the engine switch, the information display in the instrument cluster will come on.

- **With the engine on**

All electric equipment is operational. The vehicle can be driven when you have selected this ignition mode by pressing the engine switch.

### START

Automatic transaxle – Provided you have the keyless push start system remote controller with you, the engine automatically starts when you press the engine switch to select this ignition mode after placing the gearshift lever in the “P” position and depressing the brake pedal. (If you need to re-start the engine while the vehicle is moving, shift into “N”.)

Manual transaxle – Provided you have the keyless push start system remote controller with you, the engine automatically starts when you press the engine switch to select this ignition mode after shifting to “N” (Neutral) and depressing the brake and clutch pedals.

**NOTE:**

*You do not need to keep the engine switch pressed to start the engine.*

#### NOTICE

**Do not leave the engine switch in the “ACC” or “ON” mode when the engine is not running. Avoid using the radio or other electric accessories for a long time when the engine switch is in the “ACC” or “ON” mode when the engine is not running, otherwise the battery may discharge.**

**NOTE:**

- *The steering lock may not be released if some load is acting on the steering wheel. If this happens, turn the steering wheel to the right or left to relieve it from the load before you press the engine switch again to change to the desired ignition mode.*
- *In the presence of strong radio signals or noise, you may not be able to change the ignition mode to “ACC” or “ON” or to start the engine using the engine switch.*

### Keyless Push Start System (if equipped)


Provided the keyless push start system remote controller is within the “interior workable area” (refer to the related explanation in this section), you can use the engine switch for starting the engine and selecting an ignition mode (“ACC” or “ON”). In addition, the following functions can be used:

- Keyless entry function. Refer to “Keyless Push Start System Remote Controller” in the “BEFORE DRIVING” section for details.
- Locking and unlocking doors using a request switch. Refer to “Keyless Push Start System Remote Controller” in the “BEFORE DRIVING” section for details.
- Immobilizer (anti-theft) function. Refer to “Immobilizer System” in the “BEFORE DRIVING” section for details.

### Engine Switch Illumination

The engine switch is illuminated (lit) in the following situations:

- When the engine is off and the driver’s door is open, or for 15 seconds after the driver’s door is closed. The illumination will fade out after the 15 seconds past.
- When the engine is off and the position lights are on. The illumination will go out when the position lights are turned off.
- When the engine is on and the position lights and/or the headlights are on. The illumination will go out when the headlights are turned off.



82K253

**NOTE:**

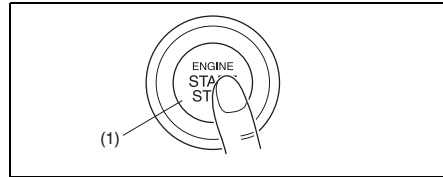
To save the battery, the illumination will be automatically turned off when both of the following conditions are simultaneously met:

- The headlights and position lights are turned off.
- A period of 15 minutes has elapsed after opening the driver's door.

**Selection of Ignition Modes**

Press the engine switch to select the "ACC" or "ON" mode as follows when you use an electric accessory or check the operation of instruments without running the engine.

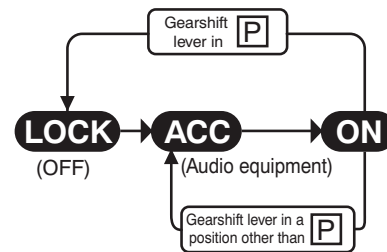
- 1) Bring the keyless push start system remote controller with you and sit in the driver's seat.
- 2) Manual transaxle – Without depressing the clutch pedal, press the engine switch (1).  
Automatic transaxle – Without depressing the brake pedal, press the engine switch (1).



82K254

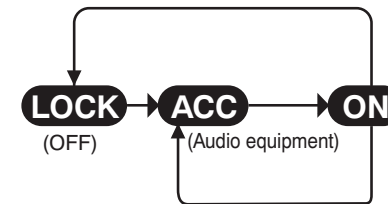
Every time you press the engine switch, the ignition mode changes as follows.

**Automatic transaxle**



57L31006

**Manual transaxle**



57L31033

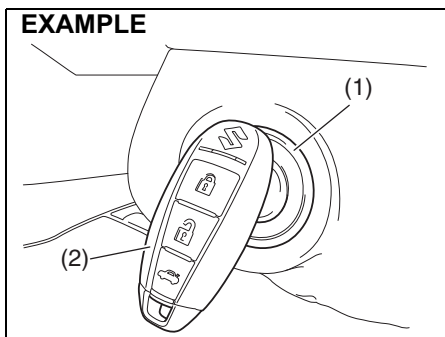
**NOTE:**

Automatic transaxle – If the gearshift lever is in any position other than "P", or if the knob button is pushed when the gearshift lever is in "P" position the ignition mode cannot be returned to "LOCK" (OFF).

**If the "PUSH" indicator light blinks and the ignition modes cannot be selected**

Your keyless push start system remote controller may not be sensed as being within the "interior workable area" (refer to the related explanation in this section). Try again after making sure you have the remote controller with you. If the ignition modes still cannot be selected, the battery of the remote controller may be discharged. To be able to select an ignition mode, you must then use the following method:

## OPERATING YOUR VEHICLE



- 1) Without depressing the brake pedal and the clutch pedal, push the engine switch (1).
- 2) Within about 10 seconds during which the "PUSH" indicator light in the instrument cluster is blinking, touch the engine switch with the lock switch end of the remote controller (2) for about 2 seconds.

### NOTE:

- If you still cannot select the ignition modes, there may be some problem with the keyless push start system. Contact an authorized MARUTI SUZUKI dealer for an inspection of the system.
- The immobilizer/keyless push start system warning light come on for about 5 seconds while the "PUSH" indicator light is blinking. Refer to "Warning and Indicator Lights" in the "BEFORE DRIVING" section for details.
- You may customize the system to cause the interior buzzer to sound once for the "remote controller out of sensing range" warning. To incorporate this customization, please contact an authorized MARUTI SUZUKI dealer.
- If the battery of the remote controller is about to become completely discharged, the keyless push start system remote controller battery consumption warning light in the instrument cluster will come on for a few seconds when you press the engine switch to change the ignition mode to "ON". Refer to "Warning and Indicator Lights" in the "BEFORE DRIVING" section for details. For details on replacing the battery, refer to the "Keyless Push Start System Remote Controller" in the "BEFORE DRIVING" section.

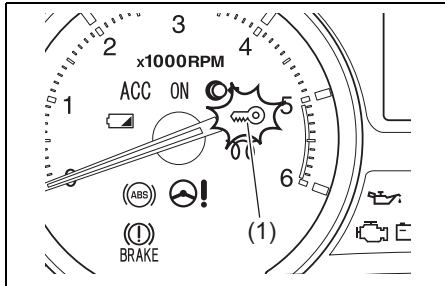
### "Remote Controller Outside" Warning

When the conditions described below are met, the system gives a "remote controller outside" warning by sounding the interior and exterior buzzers and blinking the immobilizer/keyless push start system warning light.

- Any door is opened and then closed while the remote controller is not inside the vehicle and the engine is running or the ignition mode has been changed to "ACC" or "ON" by pressing the engine switch.
- The remote controller is not inside the vehicle when you attempt to start the engine after changing the ignition mode to "ACC" or "ON" by pressing the engine switch.



## OPERATING YOUR VEHICLE



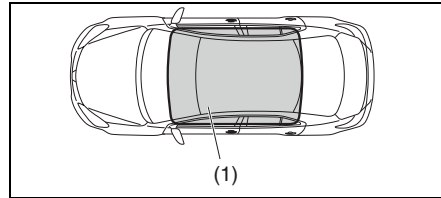
79MH0315

(1) Immobilizer/keyless push start system warning light (blinks)

### NOTE:

- If the warning is given, locate the remote controller as soon as possible.
- Any attempt to start the engine will fail while the warning is active. Blinking of the immobilizer/keyless push start system warning light in the instrument cluster will indicate this condition. Refer to "Warning and Indicator Lights" in the "BEFORE DRIVING" section for details.
- Blinking of the immobilizer/keyless push start system warning light should stop shortly after the remote controller is brought back inside the vehicle. If they do not stop blinking, change the ignition mode to "LOCK" (OFF) by pressing the engine switch and then perform the engine starting operation.
- Always keep the remote controller with you as the driver.

### Interior Workable Area for Engine Starting, Ignition Mode Selection and "Remote Controller Outside" Warning



57L31004

(1) Interior workable area

The "interior workable area" for these functions is defined as all the interior spaces except for the space above the instrument panel.

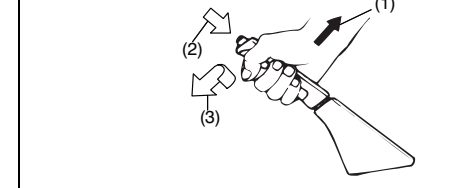
### NOTE:

- Even when the remote controller is in the "interior workable area", if it is in any of the following conditions, you may not be able to start the engine or select the ignition modes, and the "remote controller outside" warning may be given.
  - The remote controller's battery is low.
  - The remote controller is affected by strong radio signals or noise.
  - The remote controller is in contact with or covered by a metallic object.
  - The remote controller is in stowage like the glove box or a door pocket.
  - The remote controller is in the sun visor pocket or on the floor.

- Even when the remote controller is outside the "interior workable area", if it is in any of the following conditions, you may be able to start the engine or select the ignition mode. The "remote controller outside" warning may not be given at that time.
  - The remote controller is outside the vehicle but very close to a door.
  - The remote controller is on the instrument panel.

### Parking Brake Lever

#### EXAMPLE



54G039

- (1) To set
- (2) To release
- (3) To release

The parking brake lever is located between the seats. To set the parking brake, hold the brake pedal down and pull the parking brake lever all the way up. To release the parking brake, hold the brake pedal down, pull up slightly on the parking brake lever, push the button on the end of the lever with your thumb, and lower the lever to its original position.

## OPERATING YOUR VEHICLE

For automatic transaxle vehicles, always set the parking brake before moving the gearshift lever to the "P" (PARK) position. If you park on an incline and shift into "P" before setting the parking brake, the weight of the vehicle may make it difficult to shift out of "P" when you are ready to drive the vehicle.

When preparing to drive the vehicle, move the gearshift lever out of the "P" position before releasing the parking brake.

### WARNING

- Never drive your vehicle with the parking brake on: rear brake effectiveness can be reduced from overheating, brake life may be shortened, or permanent brake damage may result.
- If the parking brake does not hold the vehicle securely or does not fully release, have your vehicle inspected immediately by an authorized MARUTI SUZUKI dealer.

### WARNING

**Always set the parking brake fully before leaving your vehicle or it may move, causing injury or damage. When parking, make sure the gearshift lever for manual transaxle vehicles is in reverse or first gear and the gearshift lever for automatic transaxle vehicles is in "P" (Park). Remember, even though the transaxle is in gear or in Park, you must set the parking brake fully.**

### WARNING

When parking the vehicle in extremely cold weather, the following procedure should be used:

- 1) Set the parking brake.
- 2) Manual transaxle - turn off the engine, then shift into reverse or first gear.  
Automatic transaxle - shift into "P" (Park) and turn off the engine.
- 3) Get out of the vehicle and put chocks under the wheels.
- 4) Release the parking brake.

When you return to your vehicle, you must remember to first set the parking brake, then remove the wheel chocks.

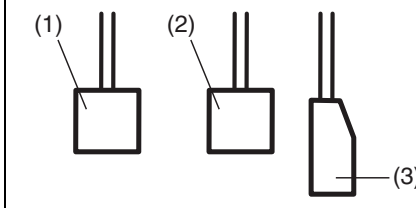
## Parking Brake Reminder Buzzer

A buzzer sounds intermittently to remind you to release the parking brake if you start the vehicle without releasing the parking brake. Make sure that the parking brake is fully released and the brake system warning light turns off.

## Pedal

### Manual transaxle

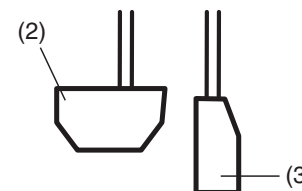
#### EXAMPLE



80J2121

### Automatic transaxle

#### EXAMPLE



80J2122

## OPERATING YOUR VEHICLE

### Clutch Pedal (1)

#### (For manual transaxle)

The clutch pedal is used to disengage the drive to the wheels when starting the engine, stopping, or shifting the gearshift lever. Depressing the pedal disengages the clutch.

#### ⚠ WARNING

**Do not drive with your foot resting on the clutch pedal. It could result in excessive clutch wear, clutch damage, or unexpected loss of engine braking.**

### Brake Pedal (2)

Your MARUTI SUZUKI vehicle is equipped with front and rear drum brakes. Depressing the brake pedal applies both sets of brakes.

You may hear occasional brake squeal when you apply the brakes. This is a normal condition caused by environmental factors such as cold, wet, snow, etc.

#### ⚠ WARNING

**If brake squeal is excessive and occurs each time the brakes are applied, you should have the brakes checked by your MARUTI SUZUKI dealer.**

#### ⚠ WARNING

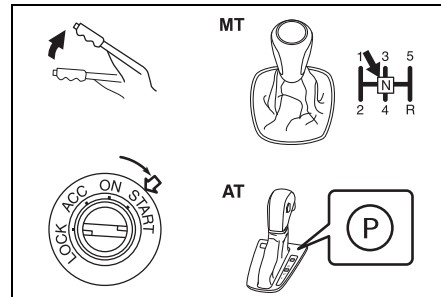
**Do not “ride” the brakes by applying them continuously or resting your foot on the pedal. This will result in overheating of the brakes which could cause unpredictable braking action, longer stopping distances, or permanent brake damage.**

### Accelerator Pedal (3)

This pedal controls the speed of the engine. Depressing the accelerator pedal increases power output and speed.

### Starting the Engine (Vehicle without Keyless Push Start System)

#### Before Starting the Engine



79MH0301

1) Make sure the parking brake is set fully.

- 2) Manual transaxle – Shift into “N” (Neutral) and depress the clutch pedal all the way to the floor. Hold the clutch pedal while starting the engine.  
Automatic transaxle – If the gearshift lever is not in “P” (Park) position, shift into “P” (Park). (If you need to re-start the engine while the vehicle is moving, shift into “N”.)

#### NOTE:

*Automatic transaxle vehicles have a starter interlock device which is designed to keep the starter from operating if the transaxle is in any of the drive positions.*

#### ⚠ WARNING

**Make sure that the parking brake is set fully and the transaxle is in Neutral (or Park for vehicles with an automatic transaxle) before attempting to start the engine.**

### Starting a Cold and Warm Engine

#### (For Petrol Engine Model)

With your foot off the accelerator pedal, crank the engine by turning the ignition key to “START”. Release the key when the engine starts.

## OPERATING YOUR VEHICLE

### NOTICE

- **Stop turning the starter immediately after the engine has started or the starter system can be damaged.**
- **Do not crank the engine for more than 12 seconds at a time. If the engine doesn't start on the first try, wait about 15 seconds before trying again.**

If the engine does not start after 12 seconds of cranking, wait about 15 seconds, then press down the accelerator pedal to 1/3 of its travel and try cranking the engine again. Release the key and accelerator pedal when the engine starts.

If the engine still does not start, try holding the accelerator pedal all the way to the floor while cranking. This should clear the engine if it is flooded.

### (For Diesel Engine Model)

#### Cold engine

Turn the ignition switch to the "ON" position and wait until the glow plug indicator goes out if it comes on. Crank the engine by turning the ignition key to "START". Release the key when the engine starts.

### NOTICE

- **Stop turning the starter immediately after the engine has started or the starter system can be damaged.**
- **Do not crank the engine for more than 30 seconds at a time. If the engine doesn't start on the first try, wait about 15 seconds before trying again.**

#### Warm engine

Crank the engine by turning the ignition key to "START". Release the key when the engine starts.

#### Caution when stopping the engine with turbocharger

When stopping the engine after climbing or high speed driving, let the engine idle for about one minute or more (if it is not prohibited) to cool down the turbocharger and engine oil. This is to prevent the engine oil from over-deteriorating. Deteriorated engine oil will damage the bearings of the turbocharger.

#### Restarting diesel engine after fuel-empty stop

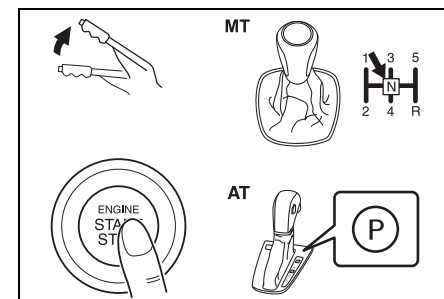
If the engine stops and the low fuel warning light and the malfunction indicator light come on, use the following procedure:

- 1) Fill the fuel tank.
- 2) Hold the ignition key in "ON" position for 5-10 seconds to feed fuel.
- 3) Perform above engine starting procedure to start the engine.

If the malfunction indicator light still comes on after the engine started, there may be some problem with the engine. Ask your MARUTI SUZUKI dealer to have the engine inspected.

### Starting the Engine (Vehicle with Keyless Push Start System)

#### Before Starting the Engine

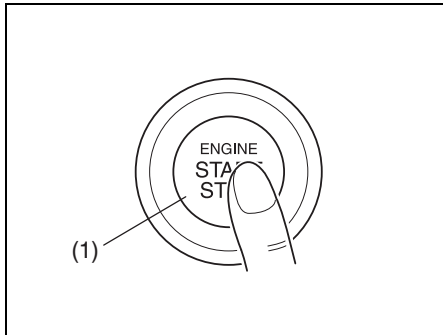


79MH0302

## OPERATING YOUR VEHICLE

- 1) Make sure the parking brake is set fully.
- 2) Manual transaxle – Shift to “N” (Neutral) and fully depress the clutch pedal. Hold the clutch and brake pedals fully depressed.

Automatic transaxle – If the gearshift lever is not in the “P” (Park) position, shift it to “P”. Hold the brake pedal fully depressed.



82K254

- 3) The “PUSH” indicator light in the instrument cluster will come on. Push the engine switch (1). When the engine is started, the starter motor will automatically stop.

### ⚠ WARNING

**Make sure that the parking brake is set fully and the transaxle is in Neutral (or Park for vehicles with an automatic transaxle) before attempting to start the engine.**

### NOTICE

- Do not depress the accelerator during the engine starting procedure.
- If the engine does not respond when you try to start it with the engine switch or if the engine switch repeats cycling through the “LOCK”(OFF) - “ACC” - “ON” mode, the vehicle battery may be discharged. Check the voltage of the vehicle battery before trying again.

#### NOTE:

- You do not need to keep the engine switch pressed to start the engine.
- The engine of a manual transaxle vehicle will not start unless the clutch pedal is depressed.
- Automatic transaxle vehicles have a starter interlock device which is designed to keep the starter from operating if the transaxle is in any of the drive positions.

- You should turn off such loads as the headlights and air conditioning system to facilitate starting of the engine.
- Even if you fail to start the engine, the starter motor will stop turning automatically after a short time. After the starter motor has stopped or if there is some problem with the system, the starter motor will rotate only while the engine switch is being pressed.

#### Stopping the engine

- Depress the engine switch to stop the engine after the vehicle stopped completely.
- In case of emergency, you can stop the engine by quickly pushing the engine switch more than 3 times, or pushing and holding the engine switch more than 2 seconds while the vehicle in motion.

#### NOTE:

*Except in emergency, do not stop the engine while the vehicle in motion.*

*The steering and braking operation will require more efforts when the engine stopped.*

*Refer to “Braking” in this section.*

### NOTICE

**If you stop the engine while the vehicle is in motion, the automatic transaxle may be damaged. Avoid stopping the engine while driving.**

## OPERATING YOUR VEHICLE

---

- If the engine has been stopped and stayed as it as for while after the engine was stopped unexpectedly or was raced before stopped, a clicking sound may be heard from around the engine when engine restarted. This is not a malfunction. In this case, always let the engine idle before stop it.

### Starting a Cold and Warm Engine (For Petrol Engine Model)

With your foot off the accelerator pedal, crank the engine by pressing the engine switch to change the ignition mode to "START".

NOTICE
<b>Do not crank the engine for more than 12 seconds at a time. If the engine doesn't start on the first try, wait about 15 seconds before trying again.</b>

After pressing the engine switch to change the ignition mode to "START", the starter cranks the engine for about 12 seconds before it can start the engine. If the engine fails to start at the first attempt, wait about 15 seconds, then try again while keeping the engine switch pressed while pressing down the accelerator pedal to 1/3 of its travel. Release the accelerator pedal when the engine starts.

If the engine still does not start, try holding the accelerator pedal all the way to the

floor while cranking. This should clear the engine if it is flooded.

If you are unable to start the engine using this procedure, consult your MARUTI SUZUKI dealer.

### (For Diesel Engine Model)

#### Cold engine

Depress the clutch and brake pedals fully and press the engine switch to crank the engine. If the glow plug indicator light comes on, the engine will start automatically after the glow plug indicator light goes off or 10 seconds past.

NOTICE
<b>Do not crank the engine for more than 30 seconds at a time. If the engine doesn't start on the first try, wait about 15 seconds before trying again.</b>

#### Warm engine

Crank the engine by pressing the engine switch to change the ignition mode to "START".

#### Caution when stopping the engine with turbocharger

When stopping the engine after climbing or high speed driving, let the engine idle for about one minute or more (if it is not prohibited) to cool down the turbocharger and engine oil. This is to prevent the engine oil from over-deteriorating. Deteriorated engine oil will damage the bearings of the turbocharger.

### Restarting diesel engine after fuel-empty stop

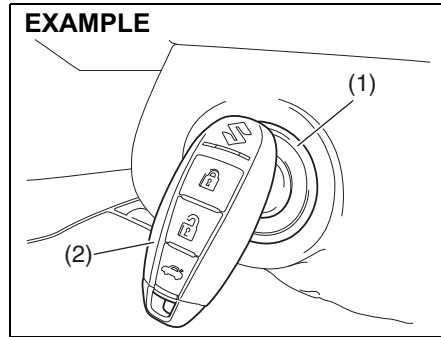
If the engine stops and the low fuel warning light and the malfunction indicator light come on, use the following procedure:

- 1) Fill the fuel tank.
- 2) Press the engine switch to change the ignition mode to "ON" for 5-10 seconds to feed fuel.
- 3) Perform above engine starting procedure to start the engine.

If the malfunction indicator light still comes on after the engine started, there may be some problem with the engine. Ask your MARUTI SUZUKI dealer to have the engine inspected.

### If the "PUSH" indicator light blinks and the engine cannot be started

Your keyless push start system remote controller may not be sensed as being within the "interior workable area". Try again after making sure that you have the remote controller with you. If the engine still cannot be started, the battery of the remote controller may be discharged. You must then use the following method to be able to start the engine.



- 1) Make sure the parking brake is set fully.
- 2) Manual Transaxle – Shift to "N" (Neutral) and fully depress the clutch pedal. Hold the clutch and brake pedals fully depressed.  
Automatic transaxle – If the gearshift lever is not in the "P" (Park) position, shift it to "P". Hold the brake pedal fully depressed.
- 3) The "PUSH" indicator light in the instrument cluster will come on. Press the engine switch (1).
- 4) Within about 10 seconds of blinking of the "PUSH" indicator light in the instrument cluster, touch the engine switch with the lock switch end of the remote controller (2) for about 2 seconds.

### NOTE:

- If you still cannot start the engine after several attempts using the above method, there may be a problem elsewhere, such as a low battery. Contact your MARUTI SUZUKI dealer for inspection.
- The immobilizer/keyless push start system warning light come on for about 5 seconds while the "PUSH" indicator light is blinking.
- You may customize the system to cause the interior buzzer to sound once for the "remote controller out of sensing range" warning. Please contact an authorized MARUTI SUZUKI dealer for the customization.
- If the battery of the remote controller is about to be completely discharged, the keyless push start system remote controller battery consumption warning light in the instrument cluster will come on for a few seconds when the ignition mode is changed to "ON" by pressing the engine switch. For details on replacing the battery, refer to the "Keyless Push Start System Remote Controller" in the "BEFORE DRIVING" section.



## OPERATING YOUR VEHICLE

### Returning the ignition mode to “LOCK” (OFF)

Automatic transaxle – To ensure safety, the ignition mode can be returned to “LOCK” (OFF) by pressing the engine switch only when the gearshift lever is placed in the “P” position without pressing the knob button.

#### NOTE:

*In the case of an automatic transaxle model, the engine cannot be returned to the “LOCK” (OFF) position if the gearshift lever is in any other position than “P”.*

*Certain problems like a fault in engine system may prevent the engine switch from going back to the “LOCK” (OFF) mode. If this happens, have the vehicle inspected by an authorized MARUTI SUZUKI dealer after doing the following:*

- *Lock the doors using the key to prevent theft. (The request switches and the keyless push start system remote controller cannot be used to lock them.)*
- *Disconnect the negative cable from the battery to prevent discharge.*

### “LOCK” (OFF) mode reminder buzzer

If the driver's door is opened without returning the ignition mode to “LOCK” (OFF) by pressing the engine switch, a buzzer sounds to warn you of this state.

- If you open the driver's door after pressing the engine switch to change the igni-

tion mode to “ACC”, the interior buzzer beeps intermittently.

- The buzzer will stop sounding if you then push the engine switch twice, thus bringing it back the ignition mode to “LOCK” (OFF).

#### NOTE:

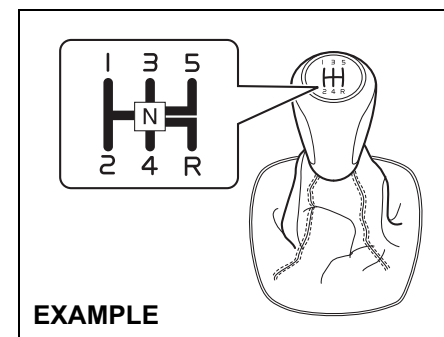
*Whenever you leave the vehicle, make sure you have returned the ignition mode to “LOCK” (OFF) using the engine switch and then lock the doors. Without returning the ignition mode to “LOCK” (OFF), you cannot use a request switch or keyless push start system remote controller to lock the doors.*

### Steering lock warning buzzer

If the steering lock fails to engage due to a fault in the system when the ignition mode is turned to “LOCK” (OFF) by pressing the engine switch and then any door is opened or closed, the interior buzzer will warn you of this condition with repeated short beeps. If this happens, have the vehicle inspected by an authorized MARUTI SUZUKI dealer.

## Using the Transaxle

### Manual Transaxle



79MH0303

### Starting off

To start off, depress the clutch pedal all the way to the floor and shift into 1st gear. After releasing the parking brake, gradually release the clutch. When you hear a change in the engine's sound, slowly press the accelerator while continuing to gradually release the clutch.

### Shifting

All forward gears are synchronized, which provides for quiet, and easy shifting. Always depress the clutch pedal all the way to the floor before shifting gears. Keep the engine speed does not rise into the red zone of the tachometer.



## OPERATING YOUR VEHICLE

### Downshifting maximum allowable speeds

#### For Petrol engine

Downshifting	km/h
2nd to 1st	10
3rd to 2nd	40
4th to 3rd	58
5th to 4th	Any Speed is OK

#### For Diesel engine

Downshifting	km/h
2nd to 1st	12
3rd to 2nd	45
4th to 3rd	71
5th to 4th	Any Speed is OK

#### \*NOTE:

You may not accelerate to the maximum allowable speed because of the driving situation and/or the vehicle condition.

#### NOTICE

When downshifting to a lower gear, make sure not to downshift at the speed faster than the maximum allowable speeds for the next lower speed, or severe engine damage can result.

#### ⚠ WARNING

- Reduce your speed and downshift to a lower gear before going down a long or steep hill. A lower gear will allow the engine to provide braking. Avoid riding the brakes or they may overheat, resulting in brake failure.
- When driving on slippery roads, be sure to slow down before downshifting. Excessive and/or sudden changes in engine speed may cause loss of traction, which could cause you to lose control.

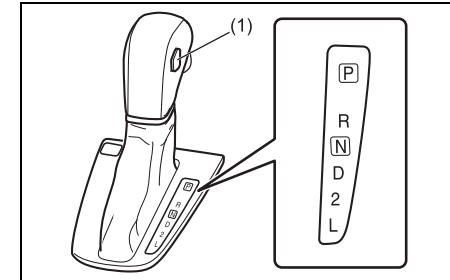
#### NOTICE

Make sure that the vehicle is completely stationary before you shift into reverse.

#### NOTICE

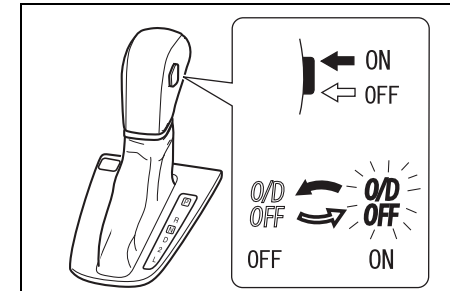
- To help avoid clutch damage, do not use the clutch pedal as a foot-rest while driving or use the clutch to keep the vehicle stationary on a slope. Depress the clutch fully when shifting.
- When shifting or starting off, do not race the engine. Racing the engine can shorten engine life and cause negative effect to smooth shifting.

### 4-Speed Automatic Transaxle



58MS20301

(1) Overdrive off switch



58MS20302

#### Overdrive off switch

The transaxle is a 4-speed (3-speed plus overdrive) automatic transaxle. By operating the overdrive off switch, the transaxle can be converted to a 3-speed automatic transaxle that will not move to the overdrive position. To convert the transaxle to

# OPERATING YOUR VEHICLE

the 3-speed mode, push in the overdrive off switch and release it.

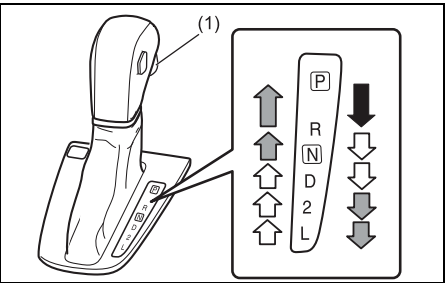
To return the transaxle to the 4-speed mode, push in the overdrive off switch again.

When the ignition switch is turned to the "ACC" position or the engine switch is pressed to change the ignition mode to "ACC", the transaxle in the 3-speed mode is converted to the 4-speed mode automatically.

The 3-speed mode is suitable for the following driving conditions:

- Driving on hilly, winding roads
  - You can drive more smoothly with less frequent gear changing
- Going down a steep hill
  - Some engine braking is provided

## Gearshift lever






(1) knob button

The gearshift lever is designed so that it cannot be shifted out of the "P" position unless the ignition switch is in the "ON" position or the ignition mode is "ON" and the brake pedal is depressed.

## ⚠ WARNING

**Always depress the brake pedal before shifting from "P" (Park) (or "N" (Neutral) if the vehicle is stationary) to a forward or reverse gear, to help prevent the vehicle from moving unexpectedly when you shift.**

The gearshift lever has a lock mechanism to help prevent accidental shifting. To shift the gearshift lever:

	Shift with the knob button (1) pushed in and the brake pedal depressed.
	Shift with the knob button (1) pushed in.
	Shift without the knob button (1) pushed in.

## NOTE:

- Always shift the gearshift lever without pushing in the knob button (1) except when you shift from "P" to "R", from "D" to "2", from "2" to "L", from "N" to "R" or from "R" to "P". If you always push in the knob

button (1) when shifting the gearshift lever, you could shift into "P", "R", "2", or "L" by mistake.

- If driver's or passenger's knee hits the gearshift lever while driving, the lever could move and the gear could be changed unexpectedly.

Use the gearshift lever positions as described below:

## P (Park)

Use this position to lock the transaxle when the vehicle is parked or when starting the engine. Shift into Park only when the vehicle is completely stationary.

## R (Reverse)

Use this position to reverse the vehicle from stop. Make sure that vehicle is completely stationary before shifting into Reverse.

## N (Neutral)

Use this position for starting the engine if the engine stalls and you need to restart it while the vehicle is moving. You may also shift into Neutral and depress the brake pedal to hold the vehicle stationary during idling.

## D (Drive)

Use this position for all normal driving.

With the gearshift lever in "D" range you can get an automatic downshift by pressing the accelerator pedal. The higher the vehicle speed is, the more you need to press the accelerator pedal to get a downshift.

## OPERATING YOUR VEHICLE

### 2 (Low 2)

Use this position to provide extra power when climbing hills, or to provide engine braking when going down hills.

### L (Low 1)

Use this position to provide maximum power when climbing steep hills or driving through deep snow or mud, or to provide maximum engine braking when going down steep hills.

#### NOTE:

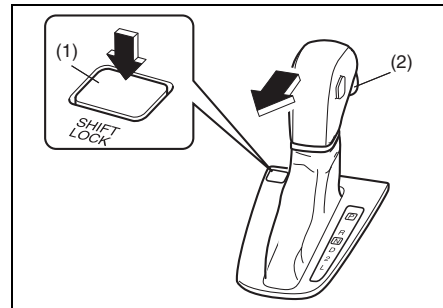
*If you move the gearshift lever to a lower gear while driving faster than the maximum allowable speed for the lower gear, the transaxle will not actually downshift until your speed drops below the maximum speed for the lower gear.*

### NOTICE

**Be sure to take the following precautions to help avoid damage to the automatic transaxle:**

- **Make sure that the vehicle is completely stationary before shifting into "P" or "R".**
- **Do not shift from "P" or "N" to "R", "D", "2", or "L" when the engine is running above idle speed.**
- **Do not rev the engine with the transaxle in a drive position ("R", "D", "2", or "L") and the front wheels not moving.**
- **Do not use the accelerator to hold the vehicle on a hill. Use the vehicle's brakes.**

### If You Cannot Shift Automatic Transaxle Gearshift Lever Out of "P" (PARK)



71LS10309

Vehicles with an automatic transaxle have an electrically operated park-lock feature. If the vehicle's battery is discharged, or there is some other electrical failure, the automatic transaxle cannot be shifted out of Park in the normal way. Jump starting may correct the condition. If not, follow the procedure described below. This procedure will permit shifting the transaxle out of Park.

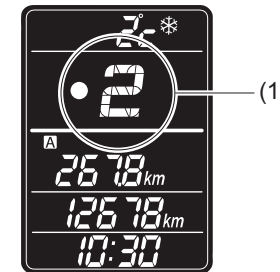
- 1) Be sure the parking brake is firmly applied.
- 2) If the engine is running, stop the engine.
- 3) Make sure the key is in the "ON" or "ACC" position, or the ignition mode is "ON" or "ACC".

- 4) With the release button (1) pushed, push the knob button (2) and shift the gearshift lever to the desired position.

This procedure is for emergency use only. If repeated use of this procedure is necessary, or the procedure does not work as described, take the vehicle to your dealer for repair.

### Gearshift Indicator (if equipped)

#### EXAMPLE



79MH10301

- (1) Gearshift indicator




In the following cases, the gearshift indicator is indicated on the information display when the ignition switch is in the "ON" position or the ignition mode is "ON".

- When the gearshift lever is in a position other than "N" (Neutral).

## OPERATING YOUR VEHICLE

---

### Example of the gearshift indicator

Indication	Description
	Lower gear position is selected for the vehicle speed and/or engine revolution. Changing to a higher gear position is recommended. <ul style="list-style-type: none"><li>• In this case, shifting up to 4th gear position is recommended.</li></ul>
	Current gear position is optimal for the vehicle speed and/or engine revolution. <ul style="list-style-type: none"><li>• In this case, 3rd gear position is the best.</li></ul>
	Higher gear position is selected for the vehicle speed and/or engine revolution. Changing to a lower gear position is recommended. <ul style="list-style-type: none"><li>• In this case, shifting down to 2nd gear position is recommended.</li></ul>

The electronic control system monitors driving condition (such as vehicle speed and/or engine revolution), and it shows which gear position is optimal for your driving with the indication on the display.

If UP/DOWN arrow and the gear position other than currently selected are indicated on the display while driving, we recommend you to shift up or down the gear to indicated position. It is the optimal gear position for a driving condition that reduces the over revolution and stress to the engine, and improves fuel consumption.

For details on how to use the transaxle, refer to "Using the Transaxle" in this section.

### WARNING

**The gearshift indicator is designed to indicate optimal gear position for your driving, however, a driver will not be relieved from the duty of care of driving operation or gear change with this indicator.**

**To drive safe, do not gaze the gearshift indicator, pay attention to your driving situation and shift up or down if necessary.**

#### NOTE:

- *The gearshift indicator is not indicated when the gear position is in "N" (Neutral).*
- *If you depress the clutch pedal while UP/DOWN arrow is indicated, the indication will disappear.*
- *If you release your foot from the accelerator pedal while UP arrow is indicated, the indication will display the currently selected gear position.*
- *The indication of gearshift indicator timing may differ depending on the vehicle condition and/or driving situation even in the same vehicle speed and engine revolution.*

### SHVS (Smart Hybrid Vehicle by Suzuki) (if equipped)

SHVS has an Integrated Starter Generator (ISG) instead of conventional generator to get a better fuel consumption.

Integrated Starter Generator (ISG) is a generator which incorporated a motor function.

The ISG has the following 3 functions.

- Deceleration energy regenerating function
- Engine power assist function
- Starter motor function

#### Deceleration Energy Regenerating Function

While decelerating your vehicle, the ISG generates electricity without engine power. This reduces engine loads and improves fuel consumption.

While decelerating your vehicle, deceleration energy regenerating function will be activated when the following conditions are satisfied.

- Gearshift lever is not in "N" (Neutral).
- Clutch pedal is not depressed.

#### NOTE:

*The deceleration energy regenerating function may not work depending on vehicle conditions.*

#### Engine Power Assist Function

While the vehicle is running, ISG assists engine power as a motor in the following limited condition. This reduces engine loads and improves fuel consumption.

## OPERATING YOUR VEHICLE

While the vehicle is running with the engine speed at approximately 2500 rpm or less, engine power assist function will be activated when all of the following conditions are satisfied.

- SHVS system and ENG A-STOP system are working properly. ("ENG A-STOP OFF" indicator light is not blinking.)
- Brake pedal is not depressed.
- ABS (if equipped) is not activated.
- Accelerator pedal is depressed slightly for acceleration.
- Battery is fully charged and the battery inside temperature is in normal condition.
- Engine coolant temperature is in normal condition.
- Headlights are off.

### NOTE:

*The engine power assist function may not work while the battery capacity is being checked right after the engine start, and so on.*

### Starter Motor Function

After the engine auto stop by the ENG A-STOP system, the engine will be restarted using a cranking power of the ISG.

The starting with the ISG is quiet compared with starting by the conventional starter motor.

### "SHVS" Indicator Light

SHVS

79MH10205

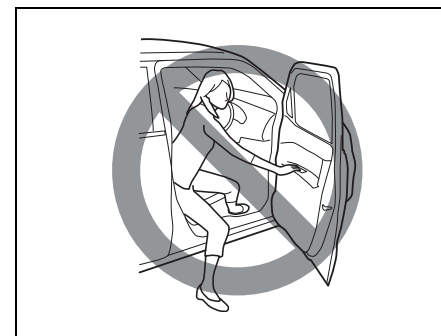
"SHVS" indicator light will come on during operation of deceleration energy regenerating function, engine power assist function or starter motor function.

Refer to "Warning and Indicator Lights" in the "BEFORE DRIVING" section for details.

### ENG A-STOP System (Engine Auto Stop Start System) (if equipped)

The ENG A-STOP system (Engine Auto Stop Start System) automatically stops and restarts the engine without operating the ignition switch or the engine switch when the vehicle is stopped, such as at a traffic signal or in a traffic jam, to reduce exhaust gases and fuel consumption.

- When the vehicle will be stopped for a long time or when you will leave the vehicle unattended, turn the ignition switch to the "LOCK" position or press the engine switch to stop the engine.



72M2042

### ⚠ WARNING

- Do not go out of the vehicle when the engine is stopped by the ENG A-STOP system. If the driver's seat belt is unfastened and the driver's door is opened, the engine will stall.
- When the engine does not restart automatically even if you operate vehicle properly, start the engine using the ignition switch or engine switch.
  - In such situation, stopping on the road may result in rear collision.
  - In case the vehicle moves, the steering and braking operation will require more efforts, since the engine is turned off.

## OPERATING YOUR VEHICLE

### NOTICE

Only use the vehicle battery type (Exide Ecoserve DIN70) that has been approved by MARUTI SUZUKI, otherwise you would damage your vehicle, and the ENG A-STOP system could not be available. If a vehicle battery has to be replaced, consult your authorized MARUTI SUZUKI dealer.

The ENG A-STOP system is automatically activated when the ignition switch is turned to the "ON" position or the engine switch is pressed to change the ignition mode to "ON".

The system activation also requires the following conditions:

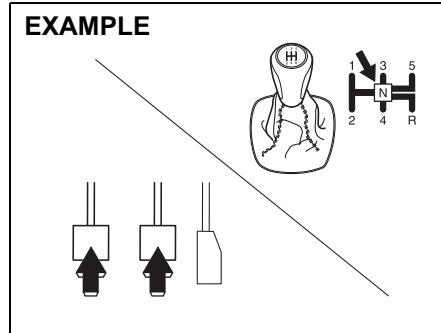
- Driver's seat belt is fastened.
- Driver's door is closed.
- Engine hood is closed.

For more details, refer to the explanation below.

### Automatically Stopping the Engine

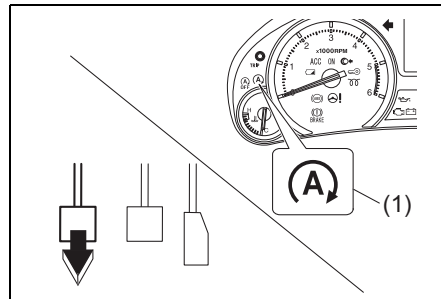
- 1) With the clutch pedal fully depressed, stop the vehicle.

#### EXAMPLE



79MH10302

- 2) While depressing the brake and clutch pedal, place the gearshift lever in the "N" (Neutral) position.



79MH10303

- 3) Release the clutch pedal.  
The "ENG A-STOP" indicator light (green) (1) in the instrument cluster will illuminate and the engine will stop automatically.

### NOTICE

The brake booster becomes inoperative and the pedal effort will increase when the engine is stopped automatically. If the vehicle is moving, press down the brake pedal harder than usual.

#### NOTE:

The ENG A-STOP system will not operate and engine does not stop automatically under the following conditions:

- The "ENG A-STOP OFF" switch is pressed to deactivate the ENG A-STOP system.
- The "ENG A-STOP OFF" light blinks.
- Engine coolant temperature is either low or high.
- Vehicle battery performance is low.
- The temperature of the vehicle battery is either low or high.
- Brake booster vacuum pressure is low.
- Depressing the accelerator pedal.
- Blower speed selector is set to the "ON" mode and the inside of the vehicle has not sufficiently cooled and warmed (for the vehicle with automatic air conditioning).
- The defrost switch is set to the "ON" mode (for the vehicle with automatic air conditioning).

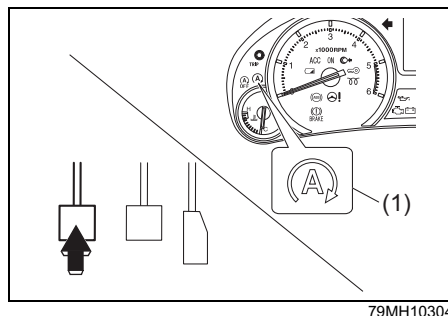
## OPERATING YOUR VEHICLE

- During or after the ABS system (if equipped) is activated, and the vehicle is stopped.
- During the first period use, to initialize the system.
- After the engine restarted automatically, and the vehicle speed had not exceeded approximately 3 km/h.
- When the engine is started with the hood open.
- The vehicle is being driven at an altitude of approximately 2500 m and above.

If the vehicle is unattended for more than two weeks, the engine should run for more than 20 minutes continuously to reactivate the ENG A-STOP system.

Depending on battery condition, the engine may have to run for longer duration also. In case the system still does not respond, you may contact nearest authorised Maruti Suzuki workshop.

### Automatically Restarting the Engine



Depress the clutch pedal while the gearshift lever is in the "N" (Neutral) position.

"ENG A-STOP" indicator light (green) (1) in the instrument cluster will be turned off and the engine will restart automatically.

### NOTICE

**The ENG A-STOP system will not operate and engine does not restart automatically or the engine stalls with warning buzzer under the following conditions:**

- Driver's seat belt is not fastened and driver's door is open.
- Engine hood is open.
- If the gearshift lever is moved to a position other than the "N" (Neutral) position without depressing the clutch pedal.

**When the engine stalled, restart the engine by usual operation. Refer to "Starting the Engine" in this section for details.**

### NOTE:

While vehicle taking off, if the clutch is released too quickly leading to engine stall, then vehicle can be restarted with gear position in "N" (neutral) and the clutch pedal deeply depressed, without cranking the vehicle.

### NOTE:

Under the following conditions, the engine will restart automatically even if the engine was stopped by the ENG A-STOP system:

- When the vehicle coasts down a slope.
- An engine stopped, and a few minutes passed.
- Brake booster vacuum pressure is low.
- Vehicle battery performance is low.

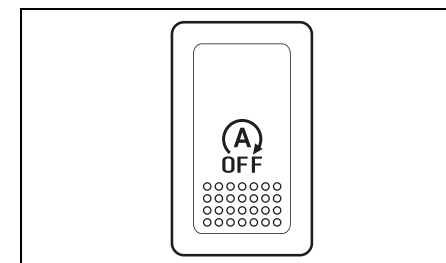
- Blower speed selector is set to the "ON" mode and the inside of the vehicle has not sufficiently cooled and warmed (for the vehicle with automatic air conditioning).
- The defrost switch is set to the "ON" mode (for the vehicle with automatic air conditioning).
- Electric power consumption is high, such as when the heated rear window switch is "ON" or other electrical components (audio, air conditioning etc.) are operating.
- The "ENG A-STOP OFF" switch is pressed to deactivate the ENG A-STOP system.

### NOTE:

When the engine restarts, the sound of the audio may be interrupted.

This is normal and not the malfunction of the audio system.

### To Deactivate the ENG A-STOP System



61MM0A101

Push the "ENG A-STOP OFF" switch until the "ENG A-STOP OFF" light comes on.



### “ENG A-STOP OFF” Light

If the “ENG A-STOP OFF” light blinks when driving, there may be something wrong with the ENG A-STOP system. You should have the system inspected by an authorized MARUTI SUZUKI dealer. For details, refer to “Warning and Indicator Lights” in the “BEFORE DRIVING” section.

### Parking Sensors (if equipped)

- The parking sensor system uses ultrasonic sensors to detect obstacles near the rear bumpers. If obstacles are sensed while you are parking or moving the vehicle slowly, the system warns you by sounding a buzzer.
- The system emits an ultrasonic wave and the relevant sensor detects the return of the wave reflected by an obstacle. The system measures the time taken by the ultrasonic wave to reach the obstacle and return from it, from which it determines the obstacle's position.
- The parking sensor function can be used when the ignition switch is turned to the “ON” or the engine switch is pressed to change the ignition mode to “ON”, the gearshift lever is in the “R” position and the parking sensor switch is in the “ON” position. This function is helpful in the following cases: pulling over to the curb; parallel-parking the vehicle; steering the vehicle into a garage; driving along an alley; and moving slowly in a place with obstacles.

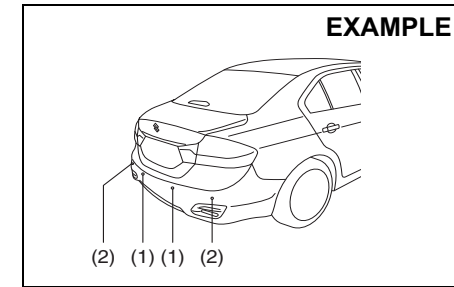
### ⚠ WARNING

- The parking sensor warns you of obstacles with buzzers. However, you must still pay full attention yourself while driving.
- The sensors can detect obstacles only within a limited area and only when the vehicle is moving within a limited speed range. So, in tricky areas, you must move the vehicle slowly while checking around it using your direct vision or rearview mirrors. There is increased risk of an accident if you control the vehicle relying only on the parking sensor.

### NOTICE

Parking sensors are only for driver's assistance.

### Sensor Locations



79MH0307

- (1) Rear center sensors (2 places)
- (2) Rear corner sensors (2 places)

### NOTICE

- Avoid hitting the sensor areas or directing the nozzle of a high-pressure car washer onto the sensor areas. Otherwise, the sensors may be damaged.
- If the bumper hits a hard object, the sensors on it may not work properly. If this occurs, have the sensors inspected by an authorized MARUTI SUZUKI dealer.

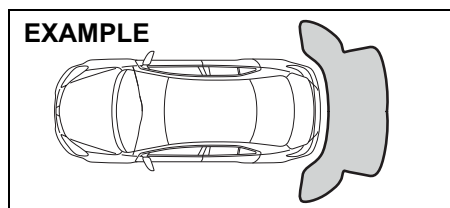
### Working sensors

The sensors that work depends on the position of the gearshift lever as follows:

## OPERATING YOUR VEHICLE

Gearshift lever position		Manual transaxle		Automatic transaxle	
		R	N, 1st – 5th	R	N, D, 2 or L
Rear sensors	Center	On	Off	On	Off
	Corner	On	Off	On	Off

Approximate areas where obstacles can be detected



79MH0308

- An obstacle within about 20 cm (8 in) from a sensor or just below a sensor is not detectable.
- The sensors can detect an obstacle up to about 1.5 m (5 ft) from the rear of vehicle.

### ⚠ WARNING

- Under the following conditions, the parking sensor system may not work normally because the sensors cannot detect obstacles correctly.
  - Sensors are covered with mud, ice or other materials. (Such materials must be removed for normal operation.)
  - Sensors are wet from water splashes or heavy rain.
  - Sensors are covered by a hand, sticker, accessory, etc.
  - There is an accessory or other object attached within the sensor's sensing area.
  - Items such as tow hooks, commercially available corner poles, radio antenna, etc. are installed on the bumper.
  - The height of the bumper is changed due to alteration to the suspension or other causes.
  - The sensor areas are extremely hot from direct sunlight or cold due to freezing weather.
  - The vehicle is on a rough surface, slope, gravel road or grass field.
  - The vehicle is at a steep angle.

(Continued)

### ⚠ WARNING

(Continued)

- Sensors have intercepted ultrasonic noise from another vehicle's horn, engine, air braking system (large vehicles), or parking sensor.
- Obstacles are too close to the sensors.
- Sensors are at an angle to a highly reflective object such as glass. (Ultrasonic waves are not reflected back from the obstacle.)
- Sensors may not be able to correctly detect the following types of obstacles:
  - Objects made of a thin material like wire netting and ropes
  - Square-shaped curbstones or other objects with sharp edges
  - Tall objects with a large upper part like a road sign
  - Low-profile objects such as curbstones
  - Sound-absorbing objects such as cotton and snow

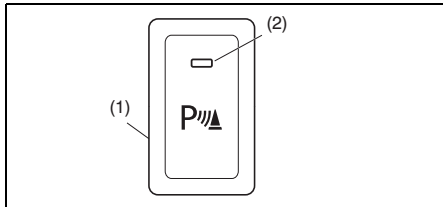
### NOTE:

- Thin poles or obstacles lower than the sensors may become undetectable as the vehicle moves closer to them even if they have been detected from longer distances.
- The system may calculate the distance to a road sign or similar obstacle to be shorter than the actual distance.

## OPERATING YOUR VEHICLE

### How to Use the Parking Sensor



#### Parking sensor switch



79MH0309

- (1) Parking sensor switch  
(2) Indicator

- Turn the ignition switch to the "ON" position or press the engine switch to change the ignition mode to "ON" with the parking sensor switch in the "ON" position.
- Push the switch again and it stays in; this is the OFF position. The indicator in the switch goes out and the parking sensor is deactivated.

Switch position	State
<b>EXAMPLE</b>  	<b>ON</b> <ul style="list-style-type: none"> <li>• When the indicator light is on and all necessary conditions are met, system becomes ready for operation.</li> </ul>

#### EXAMPLE



#### OFF

- The system does not operate. Push the switch to turn off the indicator if you do not wish to use the parking sensor.

#### NOTE:

- If you push the parking sensor switch from the "OFF" to "ON" position when the ignition switch is turned to "ON" position or the engine switch is pressed to change the ignition mode to "ON", the inside buzzer sounds.
- When the gearshift lever is shifted to the "R" (Reverse) position with the system ON, a buzzer will sound once.

### Obstacle Indication by Parking Sensor

Upon detecting an obstacle, the parking sensor causes an interior buzzer to sound.

- A buzzer located behind the rear seat sounds when a sensor at the rear detects an obstacle.
- Warnings when obstacles are detected by corner sensors

Distance (approx.)	Buzzer
45 – 60 cm (18 – 24 in.)	Short beeps at short intervals
35 – 45 cm (14 – 18 in.)	Short beeps at very short intervals
Less than 35 cm (14 in.)	Continuous beep

- Warnings when obstacles are detected by center sensors

Distance (approx.)	Buzzer
60 – 150 cm (24 – 59 in.)	Short beeps at long intervals
45 – 60 cm (18 – 24 in.)	Short beeps at short intervals
35 – 45 cm (14 – 18 in.)	Short beeps at very short intervals
Less than 35 cm (14 in.)	Continuous beep

## OPERATING YOUR VEHICLE

### Warning and Indicator Messages

If there is a problem or warning regarding the parking sensor system, a buzzer and the status of the indicator on the parking sensor inform it. Follow its instruction.

- The buzzer sounds intermittently. The indicated sensor is contaminated. Wipe it clean with a soft cloth. If the buzzer does not stop after wiping, there may be problem with the parking sensor system. Have your vehicle inspected by an authorized MARUTI SUZUKI dealer.
- The indicator does not come on when the parking sensor switch is pressed. The indicator goes off while operating. There may be a problem with the parking sensor system. Have your vehicle inspected by an authorized MARUTI SUZUKI dealer.

### Rearview Camera (if equipped)

When the gearshift lever is shifted to the "R" position while the ignition switch is in the "ON" position or the ignition mode is "ON", the view behind the vehicle will automatically appear on the display of the inside rearview mirror.

### WARNING

The distance viewed in the rearview camera may differ from the actual distance according to the condition of road or the load the vehicle is carrying. Since the camera display area is also limited, backing up by only looking at the display may cause an accident or a collision with an object.

The rearview camera cannot replace the driver's attention. The driver alone is responsible for parking and similar driving maneuvers.

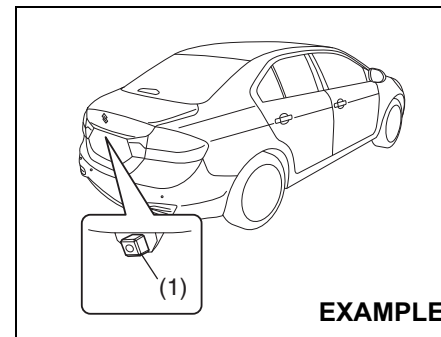
- Use the rearview camera only to provide driving assistance.
- Always drive carefully confirming the safety of the rear and the surrounding conditions by looking directly with your eyes and using the rear view mirror.
- Make sure that the trunk lid is securely closed when backing up.

### NOTICE

If you use the rearview camera for a long time when the ignition switch is in the "ON" position or the ignition mode is "ON", but the engine is not running, the battery may discharge.

Do not leave the ignition switch in the "ON" position or the ignition mode "ON" for a long time when the engine is not running.

### Rearview Camera Location



79MH0312

(1) Rearview camera

The rearview camera is installed beside the license plate light.

### NOTICE

The rearview camera is a precision instrument. If you strike the camera, it may be broken and cause damage resulting in a catching fire or a malfunction.

- Do not strike the camera.
- Do not remove snow or mud on the camera lens with a stick.

**NOTICE**

If water enters the rearview camera, it may cause a malfunction or catching fire.  
Do not use high pressure water around the camera.

**NOTICE**

This lens is hard coated to prevent damage or discoloration. Damage or discoloration of lens may obscure the image.

- Do not use a brush to clean lens.
- Do not use alcohol, benzene or thinner to clean the lens.
- Do not use wax on the camera lens.

**NOTE:**

If body wax does get on the camera lens, wipe off the wax with a clean cloth dampened with mild detergent diluted with water, then wipe with a dry cloth.

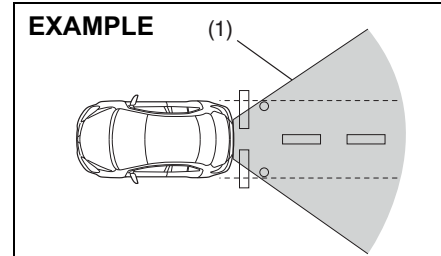

**How to Use Rearview Camera**

- 1) Turn the ignition switch to the "ON" position or press the engine switch to change the ignition mode to "ON".
- 2) Shift the gearshift lever in the "R" position.
  - The view behind the vehicle will automatically appear on the display of the inside rearview mirror or Navigation display (if equipped).
  - When the gearshift lever is shifted from "R" to another gearshift lever position, the display will return to its original indication.

**Display Range of Rearview Camera**

The rearview camera display shows the area behind the rear end of the trunk lid. The display cannot show objects which are close to the bumper or under the bumper. The rearview camera display cannot show obstacles which are higher than the camera. Upper parts of tall objects such as road signs cannot be viewed on the display.

**Example of display range of rearview camera**



57L210302

(1) Display range

**NOTE:**

- Images shown on the display from the rearview camera are reversed images (mirror images).
- The colors of objects on the rearview camera may differ from the actual object colors.
- The rearview camera display may be difficult to see under the following conditions, but this is not a system malfunction.
  - In dark areas, on a rainy day or at night.
  - When the temperature around the lens is too high/low, or the camera is wet such as on a rainy day or during periods of high humidity (dew condensation may occur on the camera lens).
  - When a foreign object such as mud or a drop of water is stuck around the camera lens.

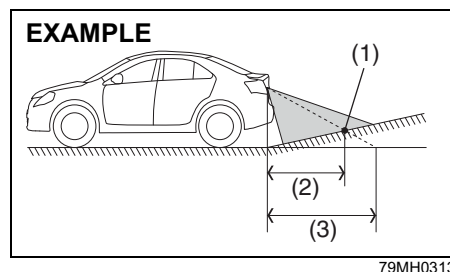
## OPERATING YOUR VEHICLE

- When strong light directly enters the camera (vertical lines may be seen on the display).
- Under fluorescent light. (The display may flicker.)
- When the outside temperature is low (the image on the display may be darkened).

### Example of rearview camera screen indication

The distance viewed in the rearview camera may differ from the actual distance according to the condition of the road or the load the vehicle is carrying.

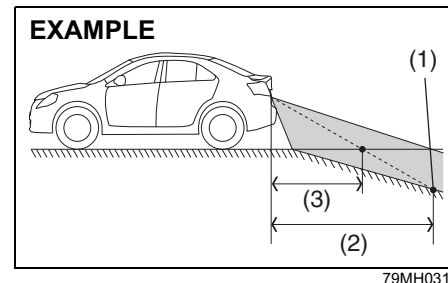
#### Uphill Incline behind the Vehicle



- (1) Object
- (2) Actual distance
- (3) Distance on the display

When there is an uphill incline behind the vehicle, the object shown on the display appears farther away than the actual distance.

#### Downhill Incline behind the vehicle



- (1) Object
- (2) Actual distance
- (3) Distance on the display

When there is a downhill incline behind the vehicle, the object shown on the display appears closer than the actual distance.

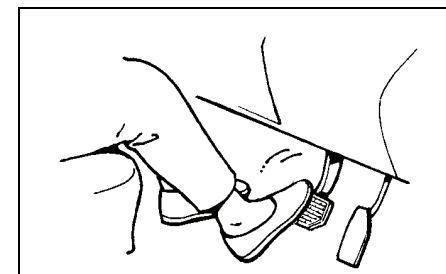
#### If the rear view from the rearview camera is not shown or there is a poor image

- If the rear view from the rearview camera is not shown.
  - Check to make sure that the ignition switch is in the “ON” position or the ignition mode is “ON”.
  - Check to make sure that the gearshift lever is shifted to the “R” position.
- If the image from the rearview camera is poor.
  - Check to make sure that the camera lens is not dirty.

- Check to make sure that light from the sun or the beam of the headlights from the vehicle behind is not shining directly into the lens.

If the rearview camera system is still not working properly after checking the above, have the system inspected by an authorized MARUTI SUZUKI dealer as soon as possible.

## Braking



The distance needed to bring any vehicle to a halt increases with the speed of the vehicle. The braking distance needed, for example, at 60 km/h (37 mph) will be approximately 4 times greater than the braking distance needed at 30 km/h (19 mph). Start to brake the vehicle when there is plenty of distance between your vehicle and the stopping point, and slow down gradually.

**⚠ WARNING**

If water gets into the brake devices, brake performance may become poor and unpredictable. After driving through water or washing the underside of the vehicle, test the brakes while driving at a slow speed to see if they have maintained their normal effectiveness. If the brakes are less effective than normal, dry them by repeatedly applying the brakes while driving slowly until the brakes have regained their normal effectiveness.

**Power-Assisted Brakes  
(if equipped)**

Your vehicle has power-assisted brakes. If power assistance is lost due to a stalled engine or other failures, the system is still fully operational on reserve power and you can bring the vehicle to a complete stop by pressing the brake pedal once and holding it down. The reserve power is partly used up when you depress the brake pedal and reduces each time the pedal is pressed. Apply smooth and even pressure to the pedal. Do not pump the pedal.

**⚠ WARNING**

Even without reserve power in the brake system, you can still stop the vehicle by pressing the brake pedal harder than normally required. However, the stopping distance may be longer.

**Brake Assist System (if equipped)**

When you slam the brakes on, the brake assist system judges as an emergency stop and provides more powerful braking for a driver who cannot hold down the brake pedal firmly.

**NOTE:**

*If you quickly and forcefully depress the brakes, you may hear a clicking sound in the brake pedal. This is normal and indicates that the brake assist system is activated properly.*

**Anti-Lock Brake System (ABS)**

ABS will help you avoid skidding by electronically controlling braking pressure. It will also help you maintain steering control when braking on slippery surfaces or when braking hard.

The ABS works automatically, so you do not need any special braking technique. Just push the brake pedal down without pumping. The ABS will operate whenever it senses that the wheels are locking up. You may feel the brake pedal moves a little while the ABS is operating.

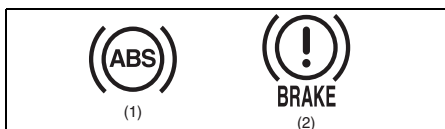
**NOTE:**

*The ABS will not work if vehicle speed is under about 10 km/h (6 mph).*

**⚠ WARNING**

- On some types of loose surfaces (such as gravel, snow-covered roads, etc.) the stopping distance required for an ABS-equipped vehicle may be slightly greater than for a comparable vehicle with a conventional brake system. With a conventional brake system, skidding tires are able to “plow” the gravel or snow layer, shortening the stopping distance. ABS minimizes this resistance effect. Allow for extra stopping distance when driving on loose surfaces.
- On regular paved roads, some drivers may be able to obtain slightly shorter stopping distances with conventional brake systems than with ABS.
- In both of the above conditions, ABS will still offer the advantage of helping you maintain directional control. However, remember that ABS will not compensate for bad road or weather conditions or poor driver judgment. Use good judgment and do not drive faster than conditions will safely allow.

## OPERATING YOUR VEHICLE



63J081

- (1) ABS warning light  
(2) Brake system warning

### ⚠ WARNING

- If the ABS warning light (1) on the instrument panel comes on and stays on while driving, there may be a problem with the ABS system. Ask your MARUTI SUZUKI dealer to inspect the ABS system immediately. If the ABS system becomes inoperative, the brake system will function as an ordinary brake system that has no ABS.
- If the ABS warning light (1) and the Brake system warning light (2) on the instrument panel simultaneously stays on or comes on when driving, both anti-lock function and rear brake force control function (proportioning valve function) of the ABS system may have failed. If so, the rear wheels may easily skid or the vehicle can even spin in the worst case when braking on a slippery road or when hard braking even on a dry paved road. Ask your MARUTI SUZUKI dealer to inspect the ABS system immediately. Drive carefully, avoiding hard braking as much as possible.

### How the ABS Works

A computer continuously monitors wheel speed. The computer compares the changes in wheel speed when braking. If the wheels slow suddenly, indicating a skidding situation, the computer will change braking pressure several times each second to prevent the wheels from locking. When you start your vehicle after a stop, you may hear a momentary motor or clicking noise as the system resets or checks itself.

### ⚠ WARNING


The ABS may not work properly if tyres or wheels other than those specified in the owner's manual are used. This is because the ABS works by comparing changes in wheel speed. When replacing tyres or wheels, use only the size and type specified in this owner's manual.



## DRIVING TIPS

Running-in .....	4-1
Catalytic Converter .....	4-1
Improving Fuel Economy .....	4-2
Highway Driving .....	4-3
Driving on Hills .....	4-3
Driving on Slippery Roads .....	4-4
Driving on Wet Roads.....	4-5
Do's & Don'ts for Safe Driving .....	4-5
Margin for Safety .....	4-8

## DRIVING TIPS



52D078S

### WARNING

- **Wear Your Seat Belts at All Times.** Even though air bags are equipped at the front seating positions, the driver and all passengers should be properly restrained at all times, using the seat belts provided. Refer to the "Seat Belts and Child Restraint Systems" section for instructions on proper use of the seat belts.
- **Never drive while under the influence of alcohol or other drugs.** Alcohol and drugs can seriously impair your ability to drive safely, greatly increasing the risk of injury to yourself and others. You should also avoid driving when you are tired, sick, irritated, or under stress.


## Running-in

### NOTICE

The future performance and reliability of the engine depends on the care and restraint exercised during its early life. It is especially important to observe the following precautions during the initial 960 km (600 miles) of vehicle operation.

- **After starting, do not race the engine.** Warm it up gradually.
- **Avoid prolonged vehicle operation at a constant speed.** Moving parts will break in better if you vary your speed.
- **Start off from a stop slowly.** Avoid full throttle starts.
- **Avoid hard braking, especially during the first 320 km (200 miles) of driving.**
- **Do not drive slowly with the trans-axle in a high gear.**
- **Drive the vehicle at moderate engine speeds.**
- **Do not tow a trailer during the first 960 km (600 miles) of vehicle operation.**

## Catalytic Converter



80G106


The purpose of the catalytic converter is to minimize the amount of harmful pollutants in your vehicle's exhaust. Use of leaded fuel in vehicles equipped with catalytic converters is prohibited, because lead deactivates the pollutant-reducing components of the catalyst system.

The converter is designed to last the life of the vehicle under normal usage and when unleaded fuel is used. No special maintenance is required on the converter. However, it is very important to keep the engine properly tuned. Engine misfiring, which can result from an improperly tuned engine, may cause overheating of the catalyst. This may result in permanent heat damage to the catalyst and other vehicle components.

**NOTICE**

To minimize the possibility of catalyst or other vehicle damage:

- Maintain the engine in the proper operating condition.
- In the event of an engine malfunction, particularly one involving engine misfire or other apparent loss of performance, have the vehicle serviced promptly.
- Do not turn off the engine or interrupt the ignition when the transaxle is in gear and the vehicle is in motion.
- Do not try to start the engine by pushing or towing the vehicle, or coasting down a hill.
- Do not idle the engine with any spark plug wires disconnected or removed, such as during diagnostic testing.
- Do not idle the vehicle for prolonged periods if idling seems rough or there are other malfunctions.
- Do not allow the fuel tank to get near the empty level.



54G584S

**⚠ WARNING**

Be careful where you park and drive; the catalytic converter and other exhaust components can get very hot. As with any vehicle, do not park or operate this vehicle in areas where combustible materials such as dry grass or leaves can come in contact with a hot exhaust system.

**Improving Fuel Economy**

The following instructions will help you improve fuel economy.

**Avoid excessive idling**

If you are to wait for more than a minute while you are parked, stop the engine and start it again later. When warming up a cold engine, allow the engine to idle until the temperature gauge pointer comes up to the "C" position (if the idling is not prohibited). In this position, the engine is sufficiently warm for starting off.

**Avoid "fast" starts**

Fast starts away from lights or stop signs will consume fuel unnecessarily and shorten engine life. Start off slowly.

**Avoid unnecessary stops**

Avoid unnecessary deceleration and stopping. Try to maintain a slow, steady speed whenever possible. Slowing down and then accelerating again uses more fuel.

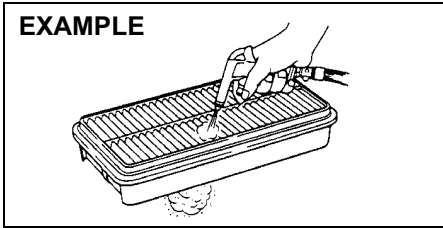
**Keep a steady cruising speed**

Keep as constant a speed as road and traffic conditions will permit.

## DRIVING TIPS

### Keep the air cleaner clean

#### EXAMPLE



60A183S

If the air cleaner is clogged with dust, there will be greater intake resistance, resulting in decreased power output and increased fuel consumption.

### Keep weight to a minimum

The heavier the load, the more fuel the vehicle consumes. Take out any luggage or cargo when it is not necessary.

### Keep tire pressures correct

Underinflation of the tires can waste fuel due to increased running resistance of the tires. Keep your tires inflated to the correct pressure shown on the label on the driver's side door or the driver's door lock pillar.

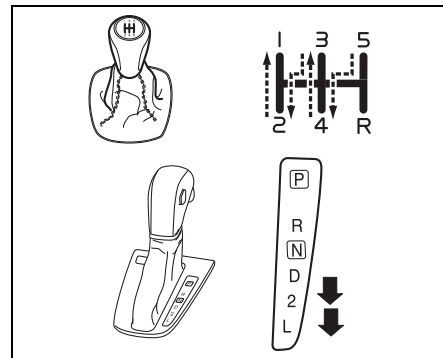
## Highway Driving

When driving at highway speeds, pay attention to the following:

- Stopping distance progressively increases with vehicle speed. Apply the brakes far enough ahead of the stopping point to allow for the extra stopping distance.

- On rainy days, "Hydroplaning" can occur. "Hydroplaning" is the loss of direct contact between the road surface and the vehicle's tires due to a water film forming between them. Steering or braking the vehicle while "Hydroplaning" can be very difficult, and loss of control can occur. Keep speed down when the road surface is wet.
- At high speeds, the vehicle may be affected by side winds. Therefore, reduce speed and be prepared for unexpected buffeting, which can occur at the exits of tunnels, when passing by a cut of a hill, or when being overtaken by large vehicles, etc.

## Driving on Hills



79MH0401

- When climbing steep hills, the vehicle may begin to slow down and show a lack of power. If this happens, you should

shift to a lower gear so that the engine will again be operating in its normal power range. Shift rapidly to prevent the vehicle from losing momentum.

- When driving down a hill, the engine should be used for braking by shifting to next lower gear. (Do this with either a automatic transaxle or manual transaxle.)

### ⚠ WARNING

**Try not to hold the brake pedal down too long or too often while going down a steep or long hill. This could cause the brakes to overheat, resulting in reduced braking efficiency. Failure to take this precaution could result in loss of vehicle control.**


### While moving uphill/gradient from a stand still condition

- Apply the parking brake firmly so that the vehicle does not roll backwards.
- Depress the Clutch pedal and Shift the gearshift lever to 1<sup>st</sup> Select position.
- Do not slip the clutch.
- When ready to start, press accelerator pedal and slowly release the clutch pedal simultaneously. When the vehicle starts to move, gradually release the parking brake.

**NOTICE**

When descending a down hill, **NEVER** turn the ignition key to the "LOCK" position or press the engine switch to change the ignition mode to "LOCK" (OFF). Emission control system and automatic transaxle (if equipped) damage may result.

**Driving on Slippery Roads**



60G089S

Under wet road conditions you should drive at a lower speed than on dry roads due to possible slippage of tires during braking. When driving on icy, snow-covered, or muddy roads, reduce your speed and avoid sudden acceleration, abrupt braking, or sharp steering movements.

**Tire Chains**

Tire chains should only be used if they are needed to increase traction or are required by law. Make sure that the chains you use

are the correct size for your vehicle's tires. Also make sure that there is enough clearance between the fenders and the chains as installed on the tires.

Install the chains on the front tires tightly, according to the chain manufacturer's instructions. Retighten the chains after driving about 1.0 km (1/2 mile) if necessary. With the chains installed, drive slowly.

**NOTICE**

- If you hear the chains hitting against the vehicle body while driving, stop and tighten them.
- If your vehicle is equipped with full wheel caps, remove the wheel caps before installing the chains or the wheel caps can be damaged by the chain bands.

**If Your Vehicle Gets Stuck**

If your vehicle gets stuck in snow, mud, or sand, follow the directions below:

- 1) Shift the transaxle back and forth between a forward range (or first gear for manual transaxle) and reverse. This will create a rocking motion which may give you enough momentum to free the vehicle. Press gently on the accelerator to keep wheel spinning to a minimum wheel rpm. Remove your foot from the accelerator while shifting.  
Do not race the engine. Excessive wheel

spin will cause the tires to dig deeper, making it more difficult to free the vehicle.

- 2) If your vehicle remains stuck after a few minutes of rocking, we recommend you to consult your MARUTI SUZUKI dealer or a roadside assistance service. If a towing service is not available in an emergency, your vehicle may be temporarily towed by a towing cable or chain secured to the towing hook either on the front of the vehicle or on the rear of the vehicle. Refer to "Frame Hooks" in the "OTHER CONTROLS AND EQUIPMENT" section.

**⚠ WARNING**

**Do not allow anyone to stand near the vehicle when you are rocking it, and do not spin the wheels faster than an indicated 40 km/h (25 mph) on the speedometer. Personal injury and/ or vehicle damage may result from spinning the wheels too fast.**

**NOTICE**

**Do not continue rocking the vehicle for more than a few minutes. Prolonged rocking can cause engine overheating or transaxle damage.**

## DRIVING TIPS

### Driving On Wet Roads

#### NOTICE

- When driving on wet roads, avoid driving through large amount of standing water on the road. Large amount of water entering the engine compartment may cause damage to the engine and or electrical components.
- If stuck in deep water, do not start till water level drops.
- Water is incompressible substance, water inside engine is harmful to the engine.



54G638S

#### ⚠ WARNING

In addition to following the driving tips in this section, it is important to observe the following precautions.

- Make sure your tires are in good condition and always maintain the specified tire pressure. Refer to “Tires” in the “INSPECTION AND MAINTENANCE” section for details.
- Do not use tires other than those specified by MARUTI SUZUKI. Never use different sizes or types of tires on the front and rear wheels. For information regarding the specified tires, refer to the Tire Information Label located on the driver's door lock pillar.
- Never use oversized tires or special shock absorbers and springs to raise (jack up) your vehicle. This will change the handling characteristics. Oversized tires may also rub against the fender over bumps, causing vehicle damage or tire failure.

(Continued)

#### ⚠ WARNING

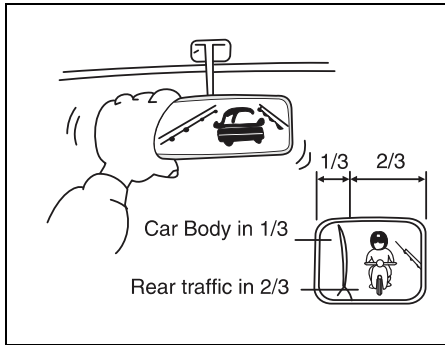
(Continued)

- After driving through water, test the brakes while driving at a slow speed to see if they have maintained their normal effectiveness. If the brakes are less effective than normal, dry them by repeatedly applying the brakes while driving slowly until the brakes have regained their normal effectiveness.

### Do's and Dont's for Safe Driving

Exercise care in handling your vehicle. Be conscious of not only your own safety but also the safety of others on the road, and thus enjoy the best and most comfortable driving experience.

This section contains basic rules for safe driving. Read it carefully for good understanding of the content so that you can enjoy safe and pleasant driving in your Maruti Suzuki vehicle.




#### Starting


- 1) Adjust the driver's seat for the proper driving posture.
- 2) Adjust the rear view mirror so as to obtain the best possible rear view.
- 3) Before moving off, look forward and back to confirm safety.
- 4) Don't start quickly, since it is dangerous and wastes fuel.

#### General driving

- 1) Be sure to stop before the stop light and stop sign. When moving into the intersection without any traffic lights or signs, drive slowly to confirm safety.



- 2) Always follow other vehicles at a safe distance in order to prevent a rear-end collision, in case the vehicle ahead make a sudden stop.
- 3) Turn ON the turn signal at least 30 meters before making a turn or changing the lane so as not to be hit from behind.
- 4) Before entering a corner, decelerate to a safe speed. Don't apply brakes during cornering, or a cornering skid may occur.
- 5) When overtaking other vehicles, watch out for the oncoming vehicle and carefully confirm the safety.
- 6) Don't attempt zigzag driving which will hinder your control over the vehicle and cause an accident.



#### Braking

- 1) Use the parking brake when parking your vehicle and shift the gear shift lever into the first gear or reverse gear position for the sake of safety.
- 2) Don't use handbraking unless unavoidable. It causes the vehicle to skid and a rear-end collision occur. It is especially dangerous when the tyres are worn, for they allow a larger skid.

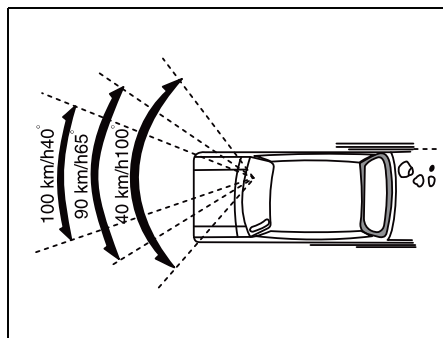
## DRIVING TIPS



72F-08-012

Use foot brake in three stages

1. Warn the vehicle behind you
  2. Gradually apply the brake.
  3. Bring the vehicle to a halt.
- 3) When driving on a downhill, try not to apply the brake but use the engine brake effectively. Overuse of the foot-brake may result in total brake failure.
- 4) Avoid reckless high speed driving and try to drive at a safe speed suitable for the road conditions while maintaining a constant speed.



72F-08-015

- 5) The higher the speed, the narrower the driver's visual range becomes. In such a state, it is difficult to anticipate any hazard and the driver feels much fatigued.
- 6) Never do sharp handling during high speed driving. You will lose your control over your vehicle.
- 7) When overtaking or changing the lane while driving at a high speed, keep an ample vehicle-to-vehicle distance.

### Long distance driving

- 1) Be sure to perform safety checks before starting a trip.
- 2) Take rest at certain intervals to prevent an accident which may occur when you are sleepy or tired.



72F-08-020

### Night time driving

- 1) Drive more slowly at night than in the daytime, for the visual range is restricted at night.
- 2) Don't overtake other vehicles at night. Darkness bothers your sense of speed and hinders your judgement on the vehicle-to-vehicle distance.
- 3) Don't use the high headlight beam unless its use is inevitable. Its dazzle may blitz the driver of the oncoming vehicle, thus causing an accident.
- 4) Always keep the window glasses clean. Don't operate the windshield wiper



when the windshield glass is dry or the wiper blade and glass may get damaged.



72F-08-021



72F-08-022

### **Margin For Safety**

It is important to allow yourself a margin for safety during driving so that you can cope with erroneous or unexpected driving of other drivers. For that, observe the following.

- Drive at a safe speed.
- Maintain a sufficient distance between your vehicle and the vehicle ahead.
- Don't force yourself to overtake other vehicles.
- Don't make quick start, hard steering or sudden stops.
- Allow an ample time in the driving schedule.
- Observe traffic rules and regulations.

### **Conclusion**

A perfect driver does not exist. The endeavour of every motorist should be to strive for perfection. Safety consciousness not only ensures your safety and the safety of other road users, it also helps reduce the wear and tear on your vehicle, prolongs its life, gives more mileage and ensures a comfortable driving experience.

**Follow the do's and don'ts listed, and driving will never be the same again.**



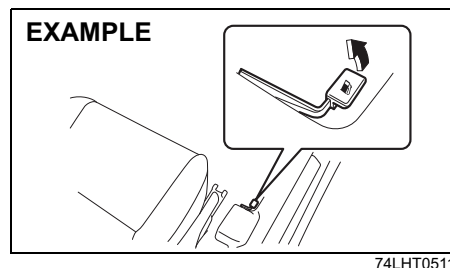

## OTHER CONTROLS AND EQUIPMENT

## OTHER CONTROLS AND EQUIPMENT

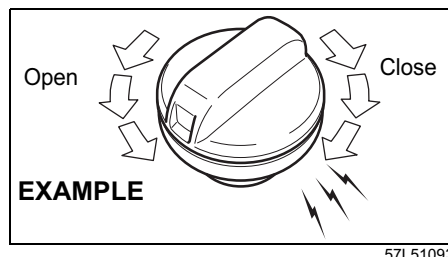
Fuel Filler Cap .....	5-1
Engine Hood .....	5-2
Sun Visor .....	5-3
Interior Light .....	5-4
Accessory Socket .....	5-6
AUX/USB Socket (if equipped) .....	5-6
Assist Grips (if equipped) .....	5-6
Glove Box .....	5-7
Overhead Console (if equipped) .....	5-7
Cup Holder and Storage Area .....	5-8
Footrest .....	5-10
Floor Mats (if equipped) .....	5-10
Roll Sun Shade (if equipped) .....	5-10
Frame Hooks .....	5-11
Heating and Air Conditioning System .....	5-12
Manual Heating and Air Conditioning System .....	5-13
Automatic Heating and Air Conditioning System (Climate Control) .....	5-17
Radio Antenna .....	5-22
Installation of Radio Frequency Transmitters .....	5-22
Audio System (Type A) (if equipped) .....	5-23
Audio System (Type B) (if equipped) .....	5-60

## OTHER CONTROLS AND EQUIPMENT

### Fuel Filler Cap



The fuel filler cap is located on the left rear side of the vehicle. The fuel filler door can be unlocked by pulling up the opener lever located on the outboard side of the driver's seat and locked by simply closing the door.

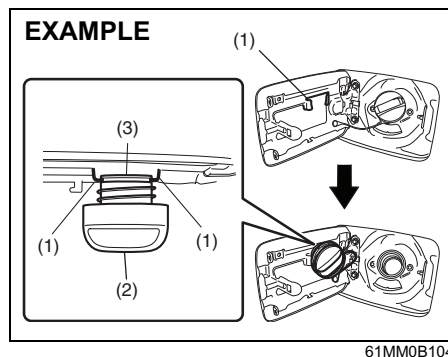


To remove the fuel filler cap:

- 1) Open the fuel filler door.
- 2) Remove the cap by turning it counter-clockwise.

#### CAUTION

Remove the fuel filler cap slowly. The fuel may be under pressure and may spray out, causing injury.



#### NOTE:

The cap holder (1) holds the fuel filler cap (2) by hooking the groove (3) when refueling.

To reinstall the fuel filler cap:

- 1) Turn the cap clockwise until you hear several clicks.
- 2) Close the fuel filler door.

#### WARNING

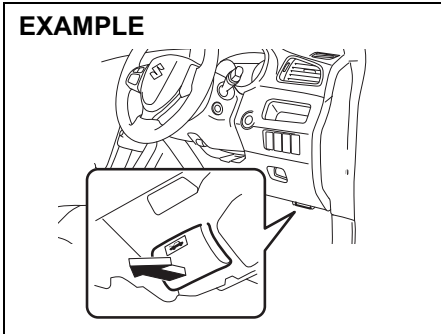
Fuel is extremely flammable. Do not smoke when refueling, and make sure there are no open flames or sparks in the area.

#### WARNING

If you need to replace the fuel cap, use a Maruti Genuine cap. Use of an improper cap can result in a malfunction of the fuel system or emission control system. It may also result in fuel leakage in the event of an accident.

## Engine Hood

### EXAMPLE

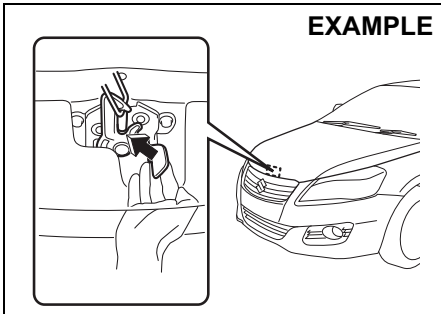


79MH0502

To open the engine hood:

- 1) Pull the hood release handle located on the outboard side of the driver's side of the instrument panel. This will disengage the engine hood lock halfway.

### EXAMPLE



79MH0503

- 2) Push the under-hood release lever sideways with your finger, as shown in the illustration. While pushing the lever, lift up the engine hood.

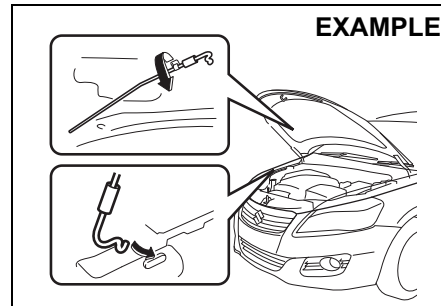
### CAUTION

The release lever can be hot enough to burn your finger right after driving. Touch the lever after it becomes cool enough.

### NOTICE

Make sure that the wiper arms are not raised before you lift up the engine hood to avoid damaging the wiper arms and the engine hood.

### EXAMPLE



79MH0540

- 3) While holding the hood, pull the prop rod out from the holding clip, then insert the end of the rod into the designated hole.

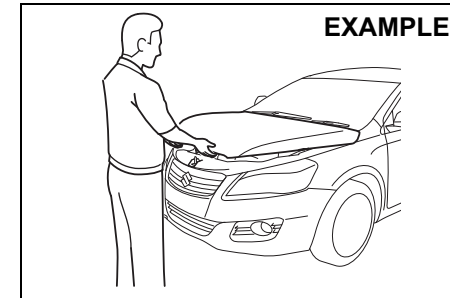
### CAUTION

- The prop rod can be hot enough to burn your finger right after driving. Touch the rod after it becomes cool enough.
- Insert the end of the rod into the hole securely. If the rod drops off, your body may be caught in the hood.
- The rod may drop off when the hood is hit by a wind. Be careful on windy days.

To close the engine hood:

- 1) Lift the hood up slightly and remove the prop rod from the hole. Put the prop rod back to the holding clip.

### EXAMPLE



79MHA0501

- 2) Lower the hood to about 20 cm above the hood latch, then let it drop down. Make sure the hood is securely latched after closing.

## OTHER CONTROLS AND EQUIPMENT

### **⚠ WARNING**

Make sure the hood is fully closed and latched before driving. If it is not, it can fly up unexpectedly during driving, obstructing your view and resulting in an accident.

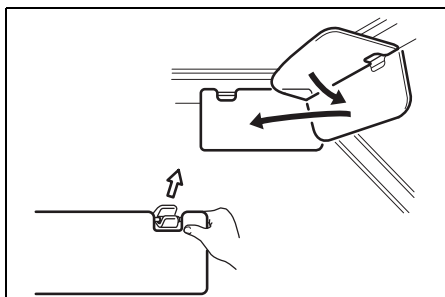
### **⚠ CAUTION**

To avoid injury, be sure no part of the occupant's body such as hands or head is in the path of the hood when closing it.

### **NOTICE**

Pressing the hood from above may damage the hood.

### Sun Visor



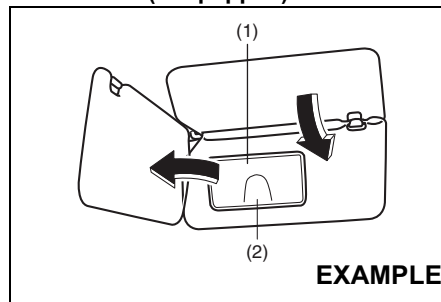
79J161

The sun visors can be pulled down to block glare coming through the windshield, or they can be unhooked and turned to the side to block glare coming through the side window.

### **NOTICE**

When unhooking and hooking a sun visor, be sure to handle it by the hard plastic parts or the sun visor can be damaged.

### Card holder (if equipped)



80JM152

- (1) Mirror cover
- (2) Card holder

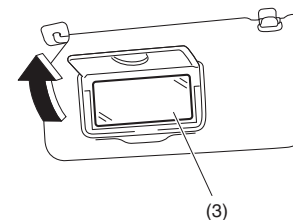
You can put a card in the card holder (2) on the back of the sun visor.

### **NOTICE**

When you park your vehicle outdoors in direct sunlight or in hot weather, do not leave plastic cards in the holder. The heat may distort them.

### Vanity mirror (if equipped)

### EXAMPLE



79MH0541

(3) Vanity mirror

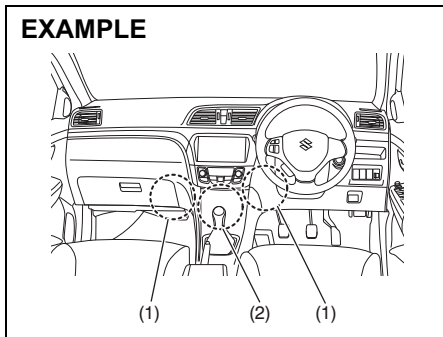
To use the vanity mirror (3) on the back of the sun visor, pull up the mirror cover (1).

### **⚠ WARNING**

- Do not use the mirror while driving your vehicle or could lose control of the vehicle.
- When using the vanity mirror, do not move too close to a front air bag location or lean against it. If the front air bag is accidentally inflated, it could hit you hard.

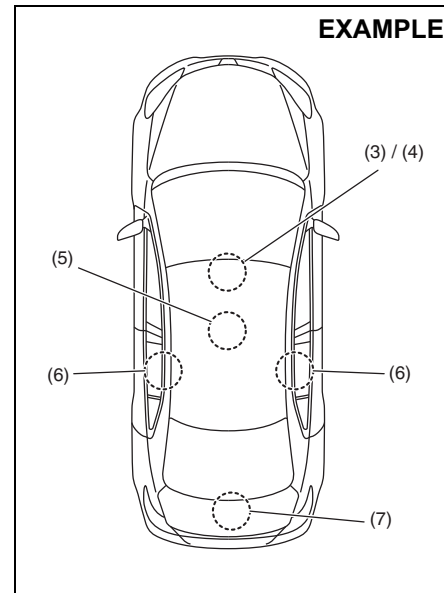
## OTHER CONTROLS AND EQUIPMENT

### Interior Light



79MH0504

- (1) Footwell lights (if equipped)
- (2) Instrument panel pocket light (if equipped)



79MH0505

- (3) Front (without overhead console)
- (4) Front (with overhead console)
- (5) Center (if equipped)
- (6) Rear (if equipped)
- (7) Trunk lid

### Footwell Lights (if equipped) (1)

A footwell light is provided in the leg space in front of each front seat. The light comes on when the door is opened. After closing all doors, the light will remain on for about 15 seconds and then fade out. If you insert the key, or press the engine switch to change the ignition mode to "ACC" or "ON" during this time, the light will start to fade out immediately. After removing the key from the ignition switch, the light will turn on for about 15 seconds and then fade out.

#### NOTE:

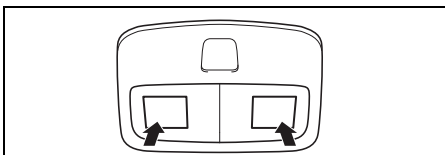
You can change the footwell lights operation via the information display. Refer to "Information Display" in the "BEFORE DRIVING" section.

### Instrument Panel Pocket Light (2)

This light comes on while the position lights, tail light and/or the headlights are on.

## OTHER CONTROLS AND EQUIPMENT

### Front (without overhead console) (3)

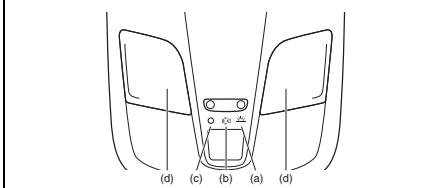


61MM0A205

Push the switch to turn on the light and push it again to turn off the light.

### Front (with overhead console) (4)

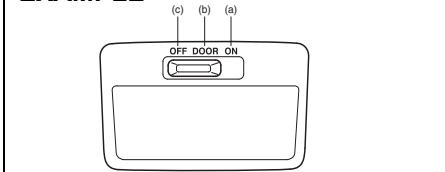
#### EXAMPLE



79MH0506

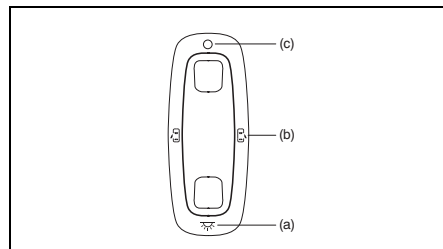
### Center (if equipped) (5)

#### EXAMPLE



61MM0A107

### Rear (if equipped) (6)



61MM0B022

These light switches have three or four positions which function as described below:

#### ON (a)

The light comes on and stays on regardless of whether the door is open or closed.

#### DOOR (b)

The light comes on when the door is opened. After closing all doors, the light will remain on for about 15 seconds and then fade out. If you insert the key, or press the engine switch to change the ignition mode to "ACC" or "ON" during this time, the light will start to fade out immediately. After removing the key from the ignition switch, the light will turn on for about 15 seconds and then fade out.

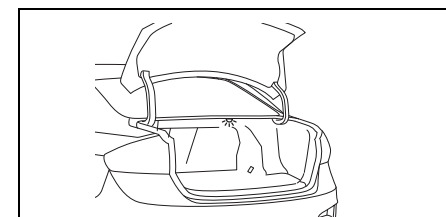
#### OFF (c)

The light remains off even when the door is opened.

### SPOT LIGHT (d)

When the light switch is in the DOOR or OFF position, push the switch to turn on the light and push it again to turn off the light.

### Trunk Lid (7)



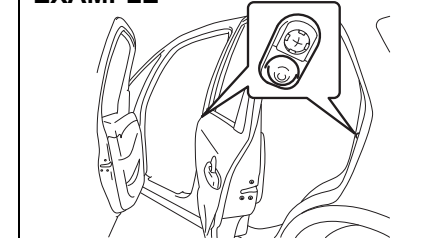
79MH0507

When you open the trunk lid, the trunk light comes on and remains on as long as you keep the lid open.

### NOTICE

**Do not leave the trunk lid open for a long time, or the battery will discharge.**

### EXAMPLE



79MH0508




## OTHER CONTROLS AND EQUIPMENT

### NOTE:

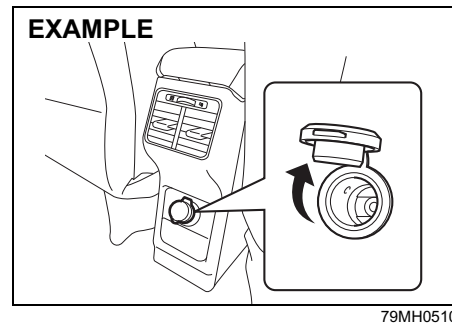
The number of doors involved in the lighting operation of the interior light depends on the vehicle specification. If there is a switch (rubber projection) at the door opening as shown, the door is involved in the lighting operation. The trunk lid is not involved in this operation.

### Accessory Socket

#### Center console



#### Floor console

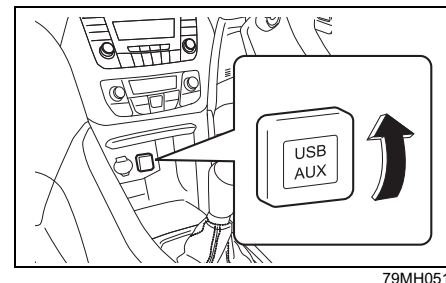


The accessory socket will work when the ignition switch is in the “ACC” or “ON” position, or the ignition mode is “ACC” or “ON”. Each socket can be used to provide 12 volt/120 watt/10 ampere power for electrical accessories when used alone. Make sure that the cap remains on the socket when the socket is not in use.

### NOTICE

- To prevent the fuse from being blown, when using sockets at the same time, do not exceed the total combined power capacity of 12 volt/120 watt/10 ampere.
- Use of inappropriate electrical accessories can cause damage to your vehicle’s electrical system. Make sure that any electrical accessories you use are designed to plug into this type of socket.

### AUX/USB Socket (if equipped)

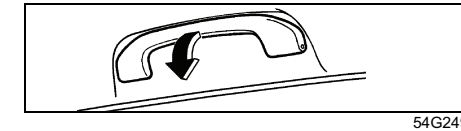


Connect your portable digital music player, etc. to this socket to enjoy music through the vehicle’s audio system using it as a source. Refer to “Audio System” in this section

### NOTICE

Always close the lid when not in use, since entry of foreign material, dust, water, conductive liquids may damage the audio system or USB device.

### Assist Grips (if equipped)

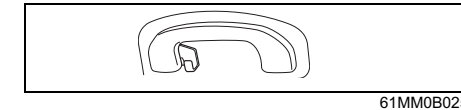


Assist grips are provided for convenience.

### NOTICE

To avoid damaging the assist grip and the molded headlining, do not hang down the assist grip.

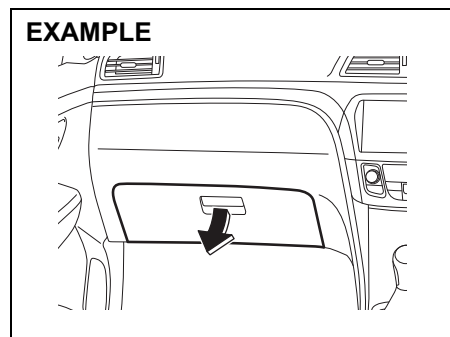
### Coat Hooks (if equipped)



You can hang clothing on the coat hooks. These hooks are not designed for large or heavy items.

## OTHER CONTROLS AND EQUIPMENT

### Glove Box

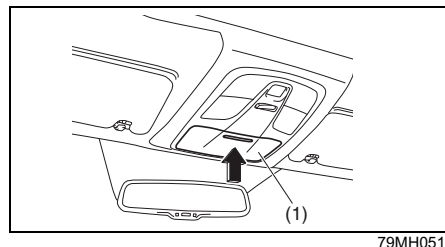


To open the glove box, pull the latch lever. To close it, push the lid until it latches securely.

#### WARNING

Never drive with the glove box lid open. It could cause injury if an accident occurs.

### Overhead Console (if equipped)



Use this stowage to keep small articles. You can open the lid (1) by pressing the raised portion on it.

#### WARNING

- Do not drive with the overhead console lid open, or the articles stowed inside could fall down during braking, acceleration or in the event of a collision. Always close the lid after putting something into or taking something out of the console.
- If you park your vehicle outdoors in direct sunlight or in hot weather, the overhead console can get very hot since it is close to the roof. So, when parking in such conditions:
  - Do not leave eyeglasses in the overhead console. The heat may distort plastic lenses or frames.
  - Do not place flammable items, such as a lighter, in the overhead console. The heat may cause a fire.

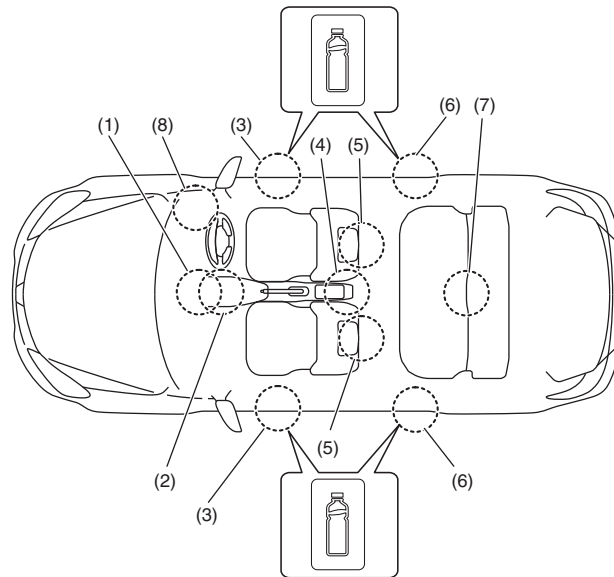
#### NOTICE

- Do not apply undue force to the lid when closing it. Doing so could break the lid and articles inside.
- Place glasses in a case when stowing them in the overhead console, or the lenses may be damaged.

## OTHER CONTROLS AND EQUIPMENT

### Cup Holder and Storage Area

#### EXAMPLE



79MH0513

- |                                   |                                    |
|-----------------------------------|------------------------------------|
| (1) Instrument panel pocket       | (2) Front bottle holders           |
| (3) Front bottle holder           | (4) Front armrest with console box |
| (5) Front seat back pocket        | (6) Rear bottle holder             |
| (7) Rear armrest with cup holders | (8) Driver's pocket                |

#### Instrument Panel Pocket (1) / Driver's Pocket (8)

#### WARNING

Do not place any objects which may fall out from the pocket when the vehicle is moving. Failure to take the precaution may result in an object interfering with the pedals and causing a loss of vehicle control or an accident.

## OTHER CONTROLS AND EQUIPMENT

### Front Bottle Holders (2)

#### ⚠ WARNING

Failure to take the precautions listed below could cause personal injury or vehicle damage.

- Be careful when you are using the cup holders to hold a cup containing hot liquid. Spilling out hot liquid can cause burn injury.
- Do not use the bottle holders to hold sharp-edged, hard, or breakable objects. Objects in the bottle holders may be thrown about during a sudden stop or impact, and could cause personal injury.
- Be careful not to spill liquid or insert any foreign materials into the moving part of the gearshift lever, or any electrical components. Liquid or foreign materials may damage these parts.

### Front Bottle Holder (3) / Rear Bottle Holder (6)

You should hold a bottle with a cap in the holder.

### Front Armrest with Console Box (4)

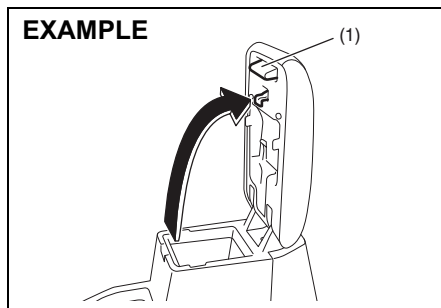
#### NOTICE

To avoid damage to the armrest, do not lean on it or allow a child to sit on it.

### Console box

Use this storage for keeping small items. Open the compartment by raising the top lid while keeping the lever (1) up.

#### EXAMPLE

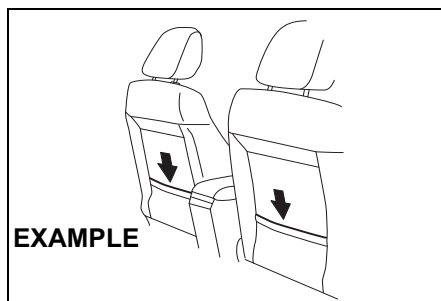


79MH0514

#### NOTE:

Always close the lid after you put something into or take something out of the box.

### Front Seat Back Pocket (5)



79MH0516

#### EXAMPLE

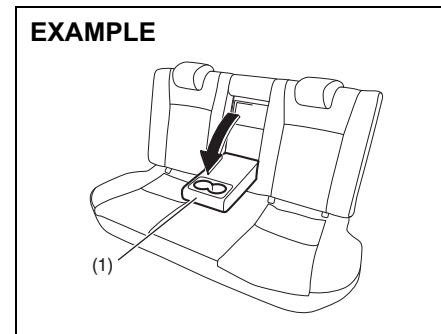
This pocket is provided for holding light and soft things such as gloves, newspapers or magazines.

#### ⚠ CAUTION

Do not put hard or breakable objects in the pocket. If an accident occurs, objects such as bottles, cans, etc. can injure the occupants in the rear seat.

### Rear Armrest with Cup Holders (7)

#### EXAMPLE



79MH0517

(1) Cup holders

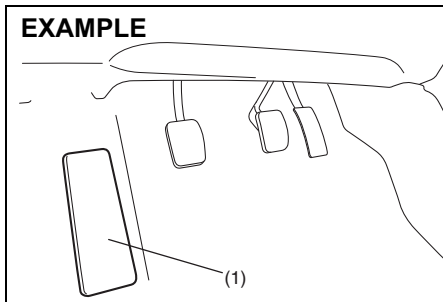
The rear armrest is stowed in the center of the seatback. Tilt it down forward to use.

### ⚠ WARNING

- If the seat belt is obstructed by any part of the armrest when fastened, it cannot provide the intended protection. After fastening the seat belt, always check that the armrest is not interfering with the belt.
- In an accident or sudden stop, the rear seat armrest could fall forward. If there is a child in a rear-facing child restraint in the rear center seating position, the falling armrest could injure the child. Do not install a rear-facing child restraint in the rear center seating position.

### Footrest

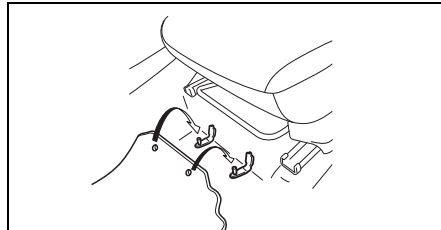
#### EXAMPLE



58MST0509

Use the footrest (1) as a support for your left foot.

### Floor Mats (if equipped)



68LM554

To prevent the driver's side floor mat from sliding forward and possibly interfering with the operation of the pedals, Maruti Genuine floor mats are recommended. Whenever you put the driver's side floor mat back in the vehicle after it has been removed, be sure to hook the floor mat grommets to the fasteners and position the floor mat properly in the footwell.

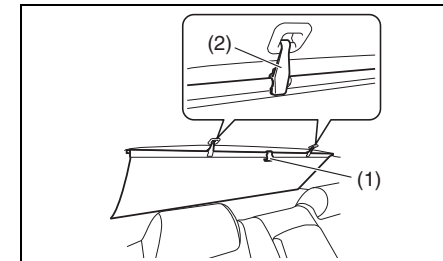
When you replace the floor mats in your vehicle with a different type such as allweather floor mats, we highly recommend using Maruti Genuine floor mats for proper fitting.

### ⚠ WARNING

Failure to take the following precautions may result in the driver's side floor mat interfering with the pedals and causing a loss of vehicle control or an accident.

- Make sure that the floor mat grommets are hooked to the fasteners.
- Never place additional floor mats on top of the existing floor mat.

### Roll Sun Shade (if equipped)



79MH0539

To use shade, hold the tab (1) on the top, and pull the shade all the way up. Hook the straps (2) to the holes.

### ⚠ WARNING

Do not use the roll sun shade while driving. It could obstruct the driver's rear view.

## OTHER CONTROLS AND EQUIPMENT

For storage;  
Hold the tab (1) and raise the shade  
upward to unhook the straps (2).  
And release the shade slowly.

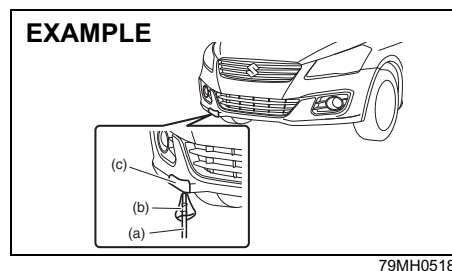
**NOTE:**

*Do not pull down the shade in mounted condition. It could damage the shade.*

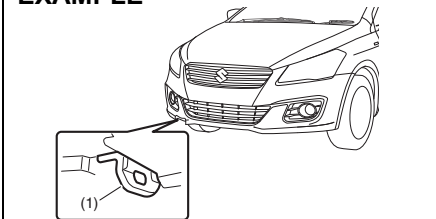
### Frame Hooks

#### Front

- 1) Take out the necessary tools (jack handle) from the onboard tool set.
- 2) Use the end of the jack handle (a) wrapped with a cloth (b) to open the front tow hook cover (c).



#### EXAMPLE



The frame hook (1) is provided on the front of the vehicle for use in emergency situations and train shipping purposes only. To tow your vehicle on the road or highway, follow the instruction of "Towing" in "EMERGENCY SERVICE" section.

#### ⚠ WARNING

**Do not use the frame hooks to tow another vehicle or to have your vehicle towed on the road or highway. The hook (1) is designed for use in emergency situations only, such as if your vehicle or another vehicle gets stuck in deep mud or snow.**

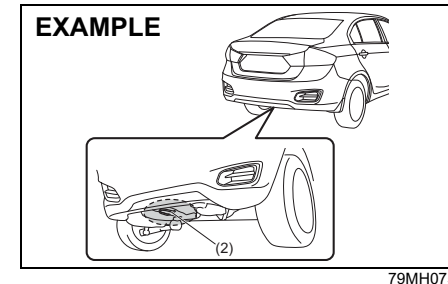
#### NOTICE

**When you use the frame hook (1), avoid the driving that gives significant physical shock on hook. Such operation can damage the hook, or the vehicle body.**

**Do not accelerate suddenly.**

#### Rear

#### EXAMPLE



The frame hook (2) is provided on the rear of the vehicle for use in emergency situations and train/sea shipping purposes only. To tow your vehicle on the road or highway, follow the instruction of "Towing" in "EMERGENCY SERVICE" section.

**⚠ WARNING**

Do not use the frame hooks to tow another vehicle or to have your vehicle towed on the road or highway. The hook (2) is designed for use in emergency situations only, such as if your vehicle or another vehicle gets stuck in deep mud or snow.

**NOTICE**

When you use the frame hook (2), avoid the driving that gives significant physical shock on hook. Such operation can damage the hook, the vehicle body or the drive system.

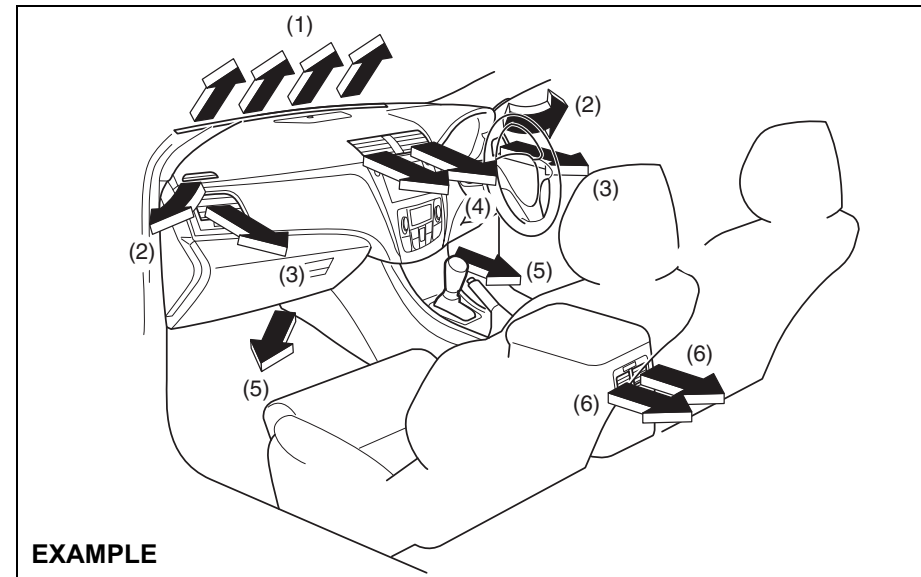
- Do not accelerate suddenly.
- Do not tow the vehicle heavier than your vehicle.

## Heating and Air Conditioning System

There are two of heating and air conditioning systems as follows:

- Manual Heating and Air Conditioning System
- Automatic Heating and Air Conditioning System (Climate Control)

### Air Outlet



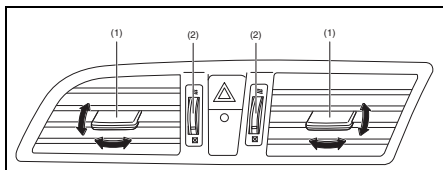
EXAMPLE

79MH0520

- (1) Windshield defroster outlet
- (2) Side defroster outlet
- (3) Side outlet
- (4) Center outlet
- (5) Floor outlet
- (6) Rear outlet

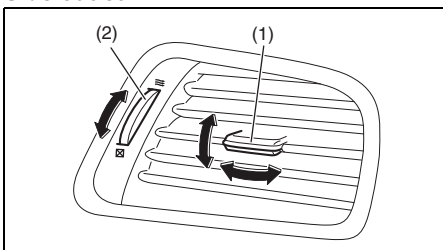
## OTHER CONTROLS AND EQUIPMENT

### Center outlet



79MH0521

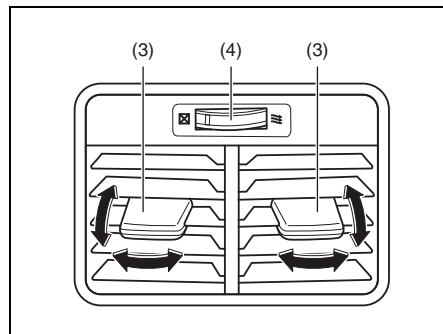
### Side outlet



79MH0542

Move the knob (1) vertically or horizontally, to adjust the direction of airflow as desired. The center outlet/side outlet opens when you turn the dial (2) upward and closes when you turn it downward.

### Rear outlet



79MH0522

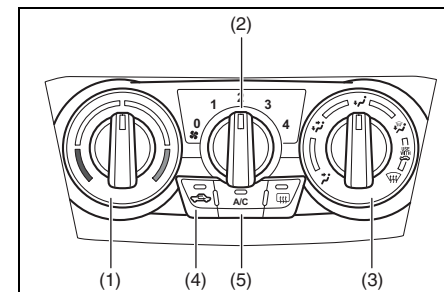
Move the knob (3) vertically or horizontally to adjust the direction of airflow as desired. The rear outlet opens when you turn the dial (4) to the right and closes when you turn it to the left.

#### NOTE:

*For more air flow from rear outlet, turning dials (2) downward to close the center outlet is effective.*

## Manual Heating and Air Conditioning System

### Description of Controls



79MH0543

#### Temperature selector (1)

This is used to select the temperature by turning the selector.

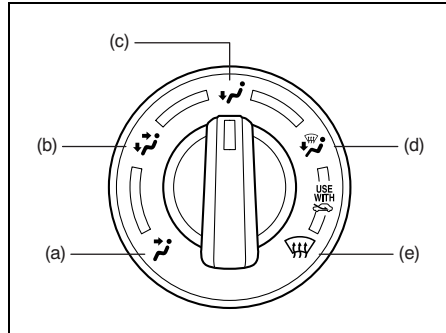
#### Blower speed selector (2)

This is used to turn on the blower and to select blower speed by turning the selector.



## OTHER CONTROLS AND EQUIPMENT

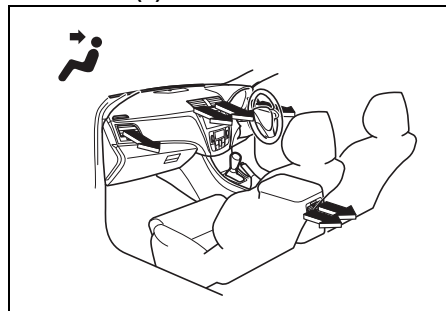
### Air flow selector (3)



61MM0A019

This is used to select one of the functions described below.

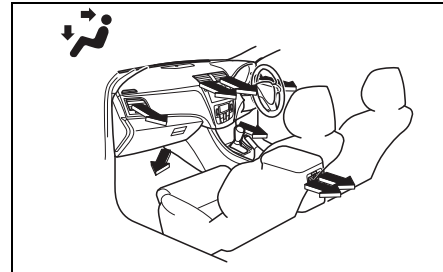
### Ventilation (a)



79MH0523

Temperature-controlled air comes out of the center, side and rear air outlets.

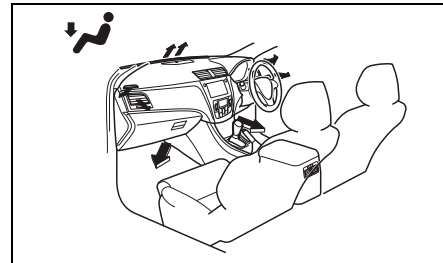
### Bi-level (b)



79MH0524

Temperature-controlled air comes out of the floor outlets and cooler air comes out of the center, side and rear outlets. When the temperature selector (1) is in the fully COLD position or fully HOT position, however, the air from the floor outlets and the air from the center, side and rear outlets will be the same temperature.

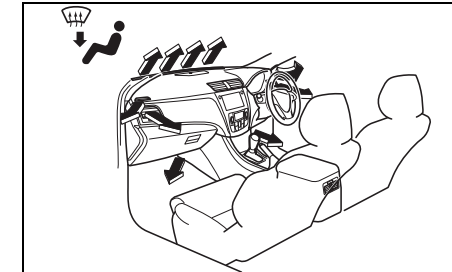
### Heat (c)



79MH0525

Temperature-controlled air comes out of the floor outlets and the side outlets, also comes out of the windshield defroster outlets and also comes slightly out of the side defroster outlets.

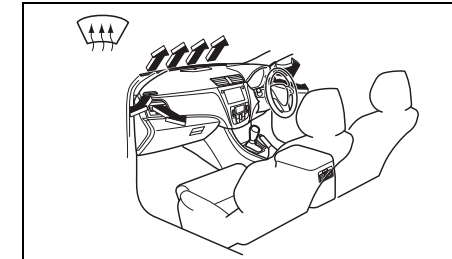
### Heat & defrost (d)



79MH0526

Temperature-controlled air comes out of the floor outlets, the windshield defroster outlets, the side defroster outlets and the side outlets.

### Defrost (e)

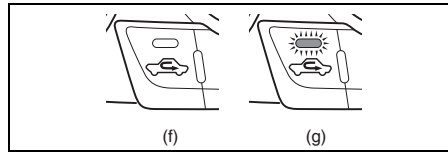


79MH0527

## OTHER CONTROLS AND EQUIPMENT

Temperature-controlled air comes out of the windshield defroster outlets, the side defroster outlets and the side outlets.

### Air intake selector (4)



61MM0A020

This selector is used to select the following modes.

#### Fresh Air (f)

When this mode is selected, the indicator light will go off and outside air is used.

#### Recirculated Air (g)

When this mode is selected, the indicator light will come on, outside air is shut out and inside air is recirculated. This mode is suitable when driving through dusty or polluted air such as in a tunnel, or when attempting to quickly cool down the interior.

"FRESH AIR" and "RECIRCULATED AIR" are switched alternately each time the air intake selector is pushed.

#### NOTE:

*If you select "RECIRCULATED AIR" for an extended period of time, the air in the vehicle can become contaminated. Therefore, you should occasionally select "FRESH AIR".*

### Air conditioning switch (5)

To turn on the air conditioning system, set the blower speed selector to a position other than off and push in the "A/C" switch. With this "A/C" switch operation, an indicator light will come on when the air conditioning system is on. To turn off the air conditioning system, push the "A/C" switch again.

During operation of the air conditioner, you may notice slight changes in engine speed. These changes are normal, the system is designed so that the compressor turns on or off to maintain the desired temperature.

Less operation of the compressor results in better fuel economy.

## System Operating Instructions

### Natural ventilation

Select "VENTILATION" and "FRESH AIR", the temperature selector to the desired temperature position, and the blower speed selector to off. Fresh air will flow through the vehicle during driving.

### Forced ventilation

The control settings are the same as for natural ventilation except you set the blower speed selector to a position other than off.

### Normal heating (using outside air)

Select "HEAT" and "FRESH AIR", the temperature selector to the desired temperature position and the blower speed selector

to the desired blower speed position. Setting the blower speed selector to a higher blower speed position increases heating efficiency.

### Quick heating (using recirculated air)

The control settings are the same as for normal heating except you select "RECIRCULATED AIR". If you use this heating method for an extended period of time, the air in the vehicle can become contaminated and the windows can become misty. Therefore, use this method only for quick heating and change to the normal heating method as soon as possible.

### Head cooled/Feet warmed heating

Select "BI-LEVEL" and "FRESH AIR", the temperature selector to the desired temperature position, and the blower speed selector to the desired blower speed position. Unless the temperature selector is in the fully COLD position or fully HOT position, the air that comes out of the center and side outlets will be cooler than the air that comes out of the floor outlets.

### Normal cooling

Set the air flow selector to "VENTILATION", the temperature selector to the desired temperature position and the blower speed selector to the desired blower speed position, and turn on the "A/C" switch. Setting the blower speed selector to a higher blower speed position increases cooling efficiency.

## OTHER CONTROLS AND EQUIPMENT

You can switch the air intake selector to either "FRESH AIR" or "RECIRCULATED AIR" as you desire. Choosing "RECIRCULATED AIR" increases cooling efficiency.

### Quick cooling (using recirculated air)

The control settings are the same as for normal cooling except you select "RECIRCULATED AIR" and the highest blower speed.

#### NOTE:

- If you select "RECIRCULATED AIR" for an extended period of time, the air in the vehicle can become contaminated. Therefore, you should occasionally select "FRESH AIR".
- If your vehicle has been left in the sun with the windows closed, it will cool faster if you open the windows briefly while you operate the air conditioner with the air intake selector at "FRESH AIR" and the blower at high speed.

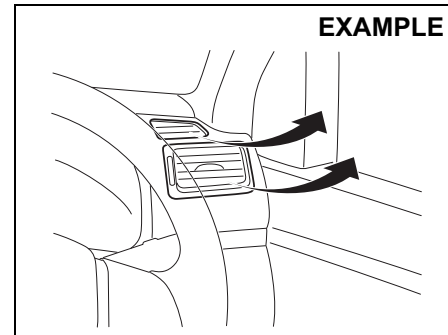
### Dehumidifying

Set the air flow selector to a desired air flow selector position, the temperature selector to the desired temperature position and the blower speed selector to the desired blower speed position. Also select "FRESH AIR" and turn on the "A/C" switch.

#### NOTE:

Because the air conditioner dehumidifies the air, turning it on will help keep the windows clear, even when blowing heated air

using the "DEFROST" or "HEAT & DEFROST" functions.



#### NOTE:

If you need maximum defrosting:

- select "DEFROST" and "FRESH AIR",
- set the blower speed selector to HIGH,
- adjust the temperature selector to the HOT end,
- turn on the "A/C" switch, and
- adjust the side outlets so the air blows on the side windows.

### Models equipped with SHVS system (if equipped)

- If the air conditioning performance can no longer perform at a sufficient level due to automatically stopping the engine, press the ENG A-STOP OFF switch to deactivate the ENG A-STOP system. (The engine will automatically restart and the air conditioning performance will be restored.)
- If the windshield and/or the driver's side/passenger side door windows are fogged during automatically stopping the engine, stop the ENG A-STOP system and restart the engine. Then, turn the Air flow selector (3) to change the air flow to the "Heat & defrost" or "Defrost" position to defog the windows.

## OTHER CONTROLS AND EQUIPMENT

### Maintenance

If you do not use the air conditioner for a long period, such as during winter, it may not give the best performance when you start using it again. To help maintain optimum performance and durability of your air conditioner, it needs to be run periodically. Operate the air conditioner at least once a month for one minute with the engine idling. This circulates the refrigerant and oil and helps protect the internal components.

If your air conditioner is equipped with air filters, clean or replace them as specified in the "Maintenance Schedule" in the "INSPECTION AND MAINTENANCE" section.

#### NOTE:

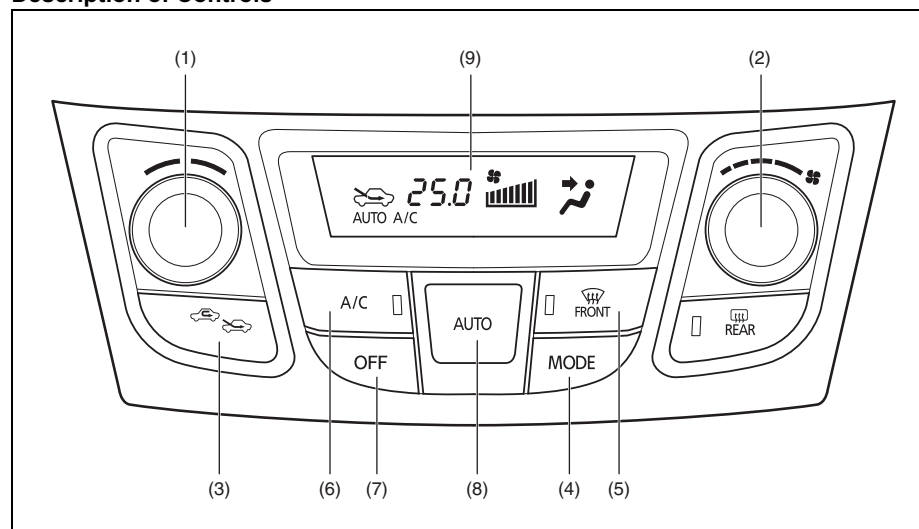
*Your vehicle uses the air conditioning refrigerant HFC-134a, commonly called "R-134a". R-134a replaced R-12 around 1993 for automotive applications. Other refrigerants are available, including recycled R-12, but only R-134a should be used in your vehicle.*

#### NOTICE

**Using the wrong refrigerant may damage your air conditioning system. Use R-134a only. Do not mix or replace the R-134a with other refrigerants.**

### Automatic Heating and Air Conditioning System (Climate Control)

#### Description of Controls

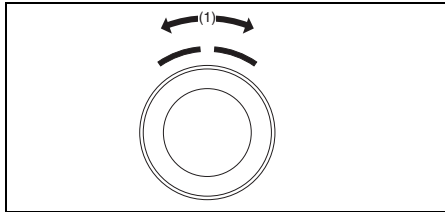


79MH0529

- (1) Temperature selector
- (2) Blower speed selector
- (3) Air intake selector
- (4) Air flow selector
- (5) Defrost switch
- (6) Air conditioning switch
- (7) "OFF" switch
- (8) "AUTO" switch
- (9) Display

## OTHER CONTROLS AND EQUIPMENT

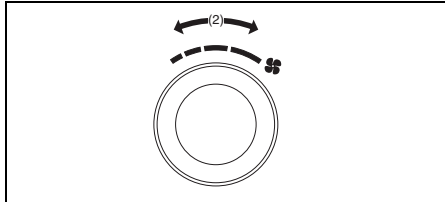
### Temperature selector (1)



79MH0530

Turn the temperature selector (1) to adjust the temperature.

### Blower speed selector (2)

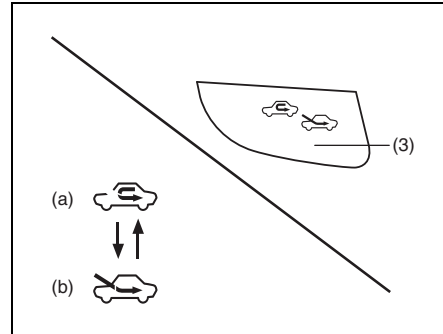


79MH0531

The blower speed selector (2) is used to turn on the blower and to select blower speed.

If the "AUTO" switch (8) is pushed, the blower speed will vary automatically as the climate control system maintains the selected temperature.

### Air intake selector (3)



79MH0532

Push the air intake selector (3) to change between the following modes.

If the "AUTO" switch (8) is pushed, the air intake will vary automatically as the climate control system maintains the selected temperature.

#### NOTE:

*When you select the recirculated air mode, the automatic operation system is deactivated if you push the "AUTO" switch (8).*

### RECIRCULATED AIR (a)

When this mode is selected, outside air is shut off and inside air is recirculated. This mode is suitable when driving through an area with polluted air such as a tunnel, or when attempting to quickly cool down the vehicle.

### FRESH AIR (b)

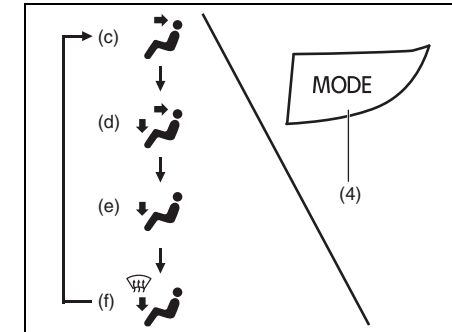
When this mode is selected, outside air is introduced.

"FRESH AIR" and "RECIRCULATED AIR" are selected alternately each time the air intake selector is pushed.

#### NOTE:

*If you select "RECIRCULATED AIR" for an extended period of time, the air in the vehicle can become contaminated. Therefore, you should occasionally select "FRESH AIR".*

### Air flow selector (4)



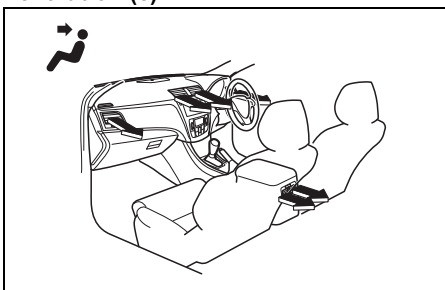
79MH0533

Push the air flow selector (4) to change among the following functions. The indication of the selected mode appears on the display.

## OTHER CONTROLS AND EQUIPMENT

If the "AUTO" switch (8) is pushed, the air flow will vary automatically as the climate control system maintains the selected temperature.

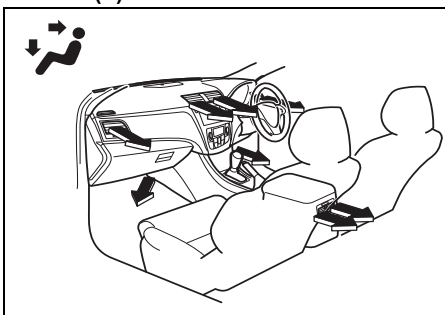
### Ventilation (c)



79MH0523

Temperature-controlled air comes out of the center, side and rear air outlets.

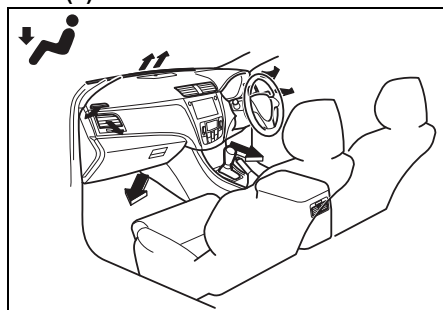
### Bi-level (d)



79MH0524

Temperature-controlled air comes out of the floor outlets and cooler air comes out of the center, side and rear outlets. When the temperature selector (1) is in the fully COLD position or fully HOT position, however, the air from the floor outlets and the air from the center, side and rear outlets will be the same temperature.

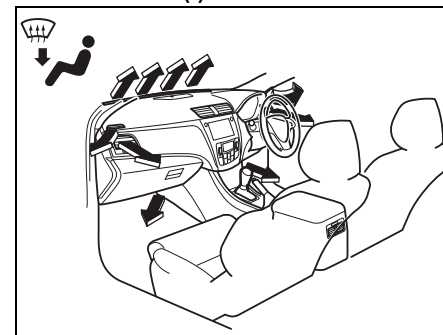
### Heat (e)



79MH0525

Temperature-controlled air comes out of the floor outlets and the side outlets, a small amount of air comes out of the windshield defroster outlets and also comes slightly out of the side defroster outlets.


### Heat & defrost (f)



79MH0526

Temperature-controlled air comes out of the floor outlets, the windshield defroster outlets, the side defroster outlets and the side outlets.

### Defrost switch (5)

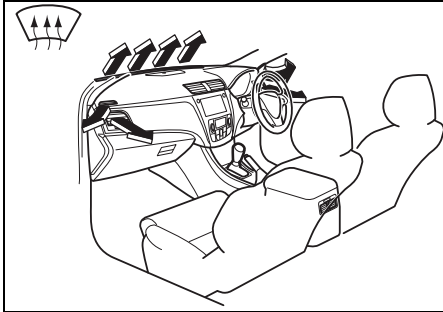


79MH0534

Push the defrost switch (5) to turn on the defroster.

## OTHER CONTROLS AND EQUIPMENT

### Defrost

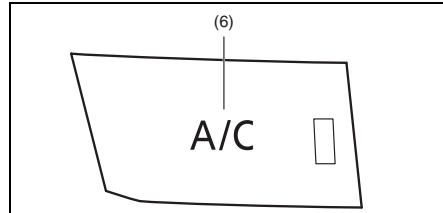


Temperature-controlled air comes out of the windshield defroster outlets, the side defroster outlets and the side outlets.

#### NOTE:

When the defrost switch (5) is pushed to turn on the defroster, the air conditioning system will come on and the "FRESH AIR" mode will be selected automatically. In very cold weather, however, the air conditioning system will not turn on.

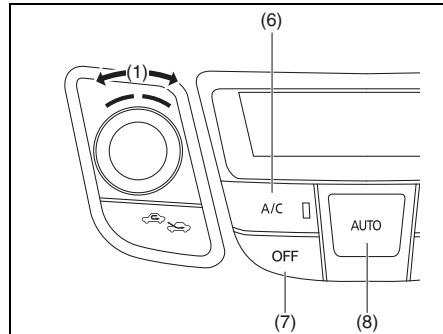
### Air conditioning switch (6)



The air conditioning switch (6) is used to turn on and off the air conditioning system only when the blower is on. To turn on the air conditioning system, push in the switch and "A/C" will appear on the display. To turn off the air conditioning system, push in the switch again and "A/C" will go off.

### System Operating Instructions

#### Automatic operation



You can let the climate control system work automatically. To set the system for fully-automatic operation, follow the procedure below.

- 1) Start the engine.
- 2) Push the "AUTO" switch (8).
- 3) Set the desired temperature by turning the temperature selector (1).

The blower speed, air intake and air flow are controlled automatically to maintain the set temperature. However, the air flow is not changed to the "Defrost" position automatically.

#### NOTE:

When you select the recirculated air mode, the automatic operation system is deactivated if you push the "AUTO" switch (8).

You can use the air conditioning switch (6) to manually turn the air conditioner on or off according to your preference. When you turn the air conditioning switch off, the climate control system cannot lower the inside temperature below outside temperature.

To turn the climate control system off, push the "OFF" switch (7).

#### NOTE:

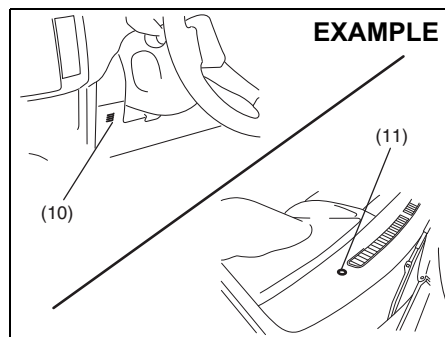
If the "AUTO" on the display blinks, there is a problem in the heating system and/or air conditioning system. You should have the

## OTHER CONTROLS AND EQUIPMENT

system inspected by an authorized MARUTI SUZUKI dealer.

**NOTE:**

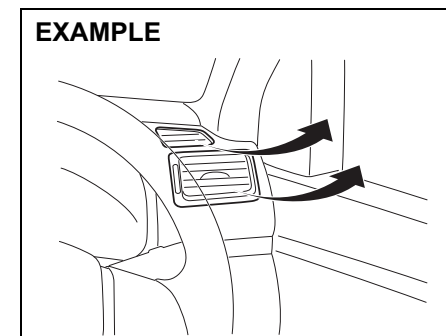
- To find the temperature at which you are most comfortable, start with the 25°C (75°F) setting.
- If you turn the temperature selector (1) until "HI" or "LO" appears on the display, the climate control system will operate at maximum heating or cooling and the blower will run at full speed.
- To avoid blowing cold air in cold weather or hot air in hot weather, the system will delay turning on the blower until warmed or chilled air is available.
- If your vehicle has been left in the sun with the windows closed, it will cool faster if you open the windows briefly.
- Even under the automatic operation, you can set individual selectors to the manual mode. The manually selected functions are maintained, and the other functions remain under automatic operation.
- If the windshield and/or the front door windows are fogged, push the defrost switch (5) to turn on the defroster, or push the air flow selector (4) to change the air flow to the "Heat & defrost" position to defog the windows.
- To return the blower speed selector (2), air intake selector (3), and air flow selector (4) to automatic operation, push the "AUTO" switch (8).



Be careful not to cover the interior temperature sensor (10) located between the steering wheel and the climate control panel, or the solar sensor (11) located at the top of the driver's side dashboard. These sensors are used by the automatic system to regulate temperature.

### Manual operation

You can manually control the climate control system. Set the selectors to the desired positions.



**NOTE:**

*If you need maximum defrosting:*

- push the defrost switch (5) to turn on the defroster (the air conditioning system will come on and the "FRESH AIR" mode will be selected automatically),
- set the blower speed selector to HIGH,
- adjust the temperature selector to the "HI" indication on the display, and
- adjust the side outlets so the air blows on the side windows.



## OTHER CONTROLS AND EQUIPMENT

### Models equipped with SHVS System (if equipped)

- If the air conditioning performance can no longer perform at a sufficient level due to automatically stopping the engine, press the ENG A-STOP OFF switch to deactivate the ENG A-STOP system. (The engine will automatically restart and the air conditioning performance will be restored.)
- If the windshield and/or the driver's side/passenger side door windows are fogged during automatically stopping the engine, press the defroster switch. (When the defroster switch is pressed the engine will automatically restart and the defroster will be activated)

### Maintenance

If you do not use the air conditioner for a long period, such as during winter, it may not give the best performance when you start using it again. To help maintain optimum performance and durability of your air conditioner, it needs to be run periodically. Operate the air conditioner at least once a month for one minute with the engine idling. This circulates the refrigerant and oil and helps protect the internal components.

Your air conditioner is equipped with air filters. Clean or replace them as specified in the "Maintenance Schedule" in the "INSPECTION AND MAINTENANCE" section. Have this job done by your MARUTI SUZUKI dealer as the lower glove box must be lowered for this job.

### NOTE:

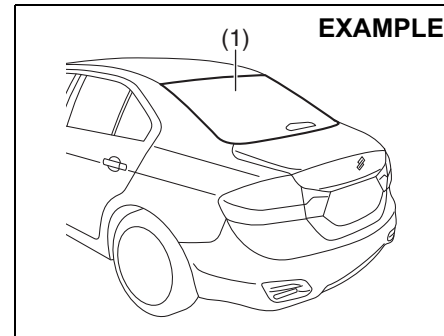
*Your vehicle uses the air conditioning refrigerant HFC-134a, commonly called "R-134a". R-134a replaced R-12 around 1993 for automotive applications. Other refrigerants are available, including recycled R-12, but only R-134a should be used in your vehicle.*

### NOTICE

**Using the wrong refrigerant may damage your air conditioning system. Use R-134a only. Do not mix or replace the R-134a with other refrigerants.**

### Radio Antenna

#### Printed antenna



79MH0545

The radio antenna (1) wire is printed inside the rear window.

### NOTICE

- Do not attach any metal objects to the rear window glass, or place metallic film near it. Either of these conditions may cause poor reception or noise.
- When cleaning the inside of the rear window, be careful not to scratch or damage the rear window antenna. Wipe the rear window lightly along the antenna with a dampened soft cloth.

### Installation of Radio Frequency Transmitters

We recommend that you always ask a MARUTI SUZUKI dealer about frequency band, max output power, antenna position at vehicle and specific conditions for installation and/or use before installing a radio transmitter in your vehicle. Such equipments may cause the electronic control system to malfunction if they are incorrectly installed or they are not suited for the vehicle.

## OTHER CONTROLS AND EQUIPMENT

---

### Audio System (Type A) (if equipped)



**AM/FM CD PLAYER**

## OTHER CONTROLS AND EQUIPMENT

### Safety Information

#### WARNING

If you pay extended attention to operating the audio system or viewing the audio system display while driving, an accident can occur. If you set the sound volume too loud, it could prevent you from being aware of road and traffic conditions.

- Keep your eyes on the road and your mind on the drive. Avoid paying extended attention to operating the audio system or viewing the audio system display.
- Familiarize yourself with the audio system controls and operation of the audio system before driving.
- Preset your favorite radio stations before driving so that you can quickly tune to them using the pre-sets.
- Set the sound volume to a level that will allow you to continue to be aware of road and traffic conditions while driving.

### Notes on Discs

#### Precautions

- When the inside of the vehicle is very cold and the player is used soon after switching on the heater, condensation may form on the disc or the optical parts of the player and proper playback may not be possible. If condensation forms on the disc, wipe it off with a soft cloth. If condensation forms on the optical parts of the player, do not use the player for about one hour. This will allow the condensation to disappear normally.
- Driving on extremely bumpy roads which cause severe vibrations may cause sound to skip.
- This unit uses a precision mechanism. Even in the event that trouble arises, never open the case, disassemble the unit, or lubricate the rotating parts. Please bring the unit to an authorized MARUTI SUZUKI dealer.

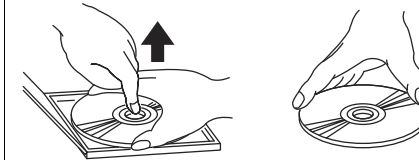
### Cautions on Handling



This unit has been designed specifically for playback of compact discs bearing mark (A) shown above.

**No other discs can be played.**

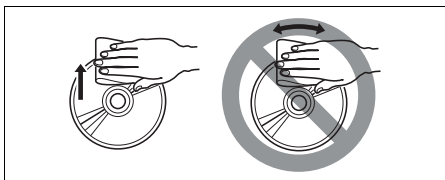
Removing the disc Proper way to hold



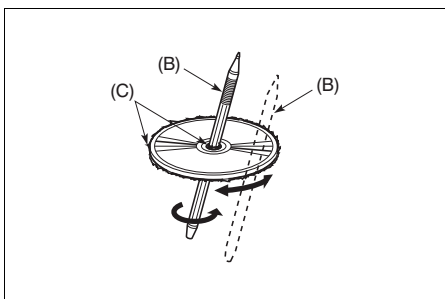
To remove the compact disc from its storage case, press down on the center of the case and lift the disc out, holding it carefully by the edges.

Always handle the compact disc by the edges. Never touch the surface.

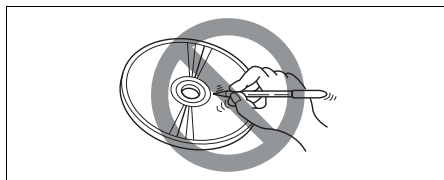
## OTHER CONTROLS AND EQUIPMENT



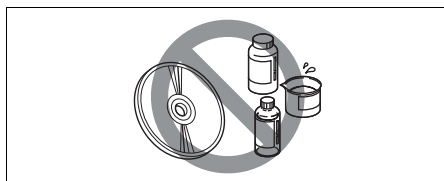
To remove fingermarks and dust, use a soft cloth, and wipe in a straight line from the center of the compact disc to the circumference.




New discs may have some roughness around the edges. The unit may not work or the sound may skip if such discs are used. Use a ball-point pen (B), etc. to remove the roughness (C) from the edges of the disc before inserting it into the unit.



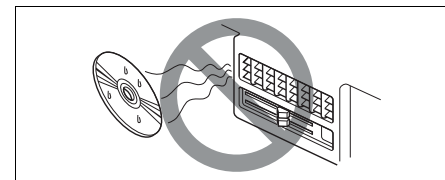
Never stick labels on the surface of the compact disc or write on the surface with a pencil or pen.



Do not use any solvents such as commercially available cleaners, anti-static spray, or thinner to clean compact discs.



Do not use compact discs that have large scratches, are misshaped, or cracked, etc. Use of such discs will cause damage or prevent the system from operating properly.



Do not expose compact discs to direct sunlight or any heat source.

### NOTE:

- Do not use commercially available CD protection sheets or discs equipped with stabilizers, etc. These may get caught in the internal mechanism and damage the disc.
- It may be impossible to play CD-R discs with this unit due to the recording conditions.
- CD-RW discs cannot be played with this unit.

### ⚠ WARNING

This is a class I laser product. Use of controls or adjustments or performance of procedures other than those specified herein may result in hazardous radiation exposure. Do not open covers and do not attempt to repair this unit by yourself. Refer servicing to qualified personnel.

## OTHER CONTROLS AND EQUIPMENT

### **Bluetooth®** (if equipped)


The Bluetooth® word mark and logo are registered trademarks and are owned by the Bluetooth SIG, Inc.

#### **Stop using this unit and a Bluetooth® ready device whenever requested.**

This unit shares the communication frequency with other private or public wireless communication equipment such as a wireless LAN and other wireless communication radios.

You should stop using this unit whenever you are notified that your unit disturbs other wireless communication immediately.

### **Basic Operations**



- (1) VOL PUSH POWER knob
- (2) TUNE FOLDER PUSH SOUND knob
- (3) MUTE button

#### **Turning power on/off**

Press the VOL PUSH POWER knob (1). The unit starts in the function mode it was in when the power was turned off last.

#### **Adjusting the volume**

Turn the VOL PUSH POWER knob (1). Turning it clockwise increases the volume; turning it counterclockwise decreases the volume.

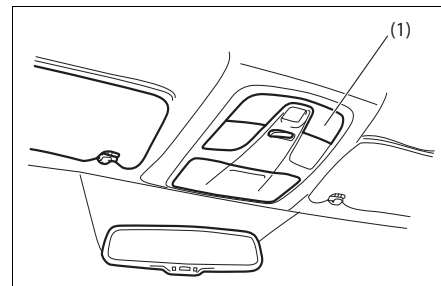
#### **NOTE:**

*While driving, adjust the volume to an extent that sound and/or noise coming from outside the vehicle can be heard.*

#### **Mute**

Press the MUTE button (3) to mute the sound. To cancel the mute, press the MUTE button (3) again.

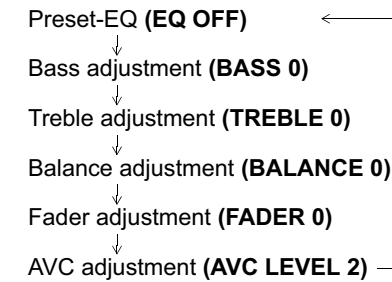
### **Bluetooth® Mic (1) (if equipped)**



#### **Adjusting bass/treble/balance /fader**

- 1) Press the TUNE FOLDER PUSH SOUND knob (2).

Each time the knob is pressed, sound adjustment will change as follows:



- 2) Turn the TUNE FOLDER PUSH SOUND knob (2) to adjust the sound.

## OTHER CONTROLS AND EQUIPMENT

### Adjusting the AVC (Auto volume control)

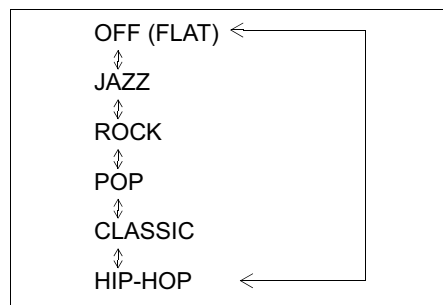
The Auto Volume Control (AVC) function automatically adjusts (increases/decreases) the sound volume in accordance with vehicle speed. The AVC control is provided with three selectable levels (LEVEL OFF, 1, 2, 3). The range of volume adjustment increases together with the LEVEL number.

- 1) Press the TUNE FOLDER PUSH SOUND knob (2) until the AVC adjustment mode is selected.
- 2) Turn the TUNE FOLDER PUSH SOUND knob (2) to select the desired AVC adjustment level. (Initial setting: LEVEL 2)

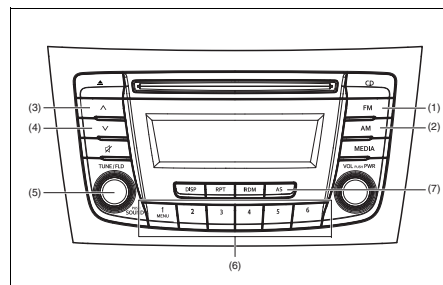
### Preset-EQ

Preset-EQ calls up various sound types in accordance with the listening music type.

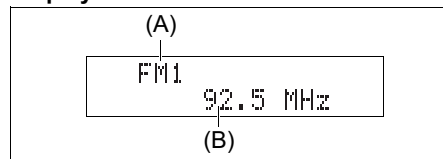
- 1) Press the TUNE FOLDER PUSH SOUND knob (2) several times until "PRESET-EQ" appears.
- 2) Turn the TUNE FOLDER PUSH SOUND knob (2). Each time the knob is turned, preset EQ mode will change as follows:



### Listening to the Radio



### Display

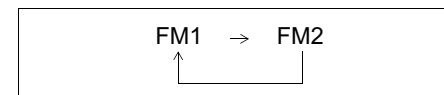


- (1) FM button
- (2) AM button
- (3) Up button
- (4) Down button
- (5) TUNE FOLDER PUSH SOUND knob
- (6) Preset buttons ([1] to [6])
- (7) AS button

- (A) Band
- (B) Frequency

### Selecting the FM band

Press the FM button (1). Each time the button is pressed, the reception band will change as follows:



### Selecting the AM band

Press the AM button (2).

### Seek tuning

Press the seek Up button (3) or the seek Down button (4). The unit stops searching for a station at a frequency where a broadcast station is available.

### Manual tuning

Turn the TUNE FOLDER PUSH SOUND knob (5). The frequency being received is displayed.

### Preset memory

- 1) Select the desired station.

## OTHER CONTROLS AND EQUIPMENT

- 2) Hold down a desired button ([1] to [6]) of the Preset buttons (6) to which you want to store the station for 2 seconds or longer.

### Auto store

Hold down the AS button (7) for 2 seconds or longer.

Six stations in good reception will automatically be stored to the Preset buttons (6) in order, starting from a station whose frequency is the lowest.

### NOTE:

- Auto store can be released by pressing AS button (7) while auto store is under way.
- When the auto store is performed, the station previously stored in the memory at the position is overwritten.
- When there are fewer than 6 stations that can be stored even if 1 round of auto store operation is performed, no station will be stored at the remaining Preset buttons (6).
- 6 stations can be preset for FM1 and FM2 in common, and 6 stations for AM in auto store mode.

### Auto store mode on/off

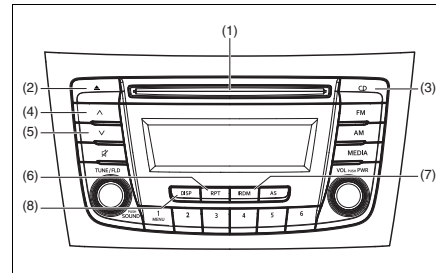
Press the AS button (7).  
Each time the button is pressed, the mode is switched as follows:

AS mode on → AS mode off

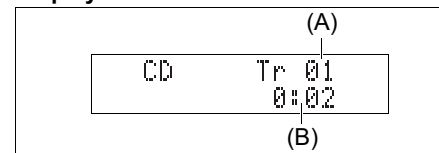
### Radio Reception

Radio reception can be affected by environment, atmospheric conditions, or radio signal's power and distance from the station. Nearby mountains and buildings may interfere or deflect radio reception, causing poor reception. Poor reception or radio static can also be caused by electric current from overhead wires or high voltage power lines.

### Listening to a CD



### Display



- (1) Insertion slot
- (2) Eject button
- (3) CD button
- (4) Up button
- (5) Down button
- (6) RPT button
- (7) RDM button
- (8) DISP button

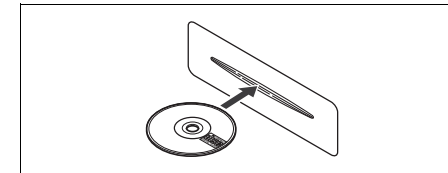
- (A) Track number
- (B) Play time

### NOTE:

This product does not support 8 cm CD (sometimes called as "mini single CD", "3-inch CD", "CD3", etc.).



- CDs or CD-ROMs carrying no mark (A) cannot be used.
- Some discs recorded in CD-R/CD-RW format may sometimes be impossible to use.



## OTHER CONTROLS AND EQUIPMENT

- A CD is to be inserted with its label side up.
- When there is a CD already in the unit, it is impossible to insert another CD without ejecting the CD in the unit. Do not use force to insert a CD into the CD insertion slot.

### NOTICE

- **Never insert your finger or hand into the CD insertion slot. Never insert foreign objects.**
- **Never insert a CD with glue coming out from adhesive tape or a rental CD label or with a trace indicating that adhesive tape or a rental CD label has been removed. This may cause the CD not to eject or result in a malfunction.**

### Loading a CD

Insert a CD in the Insertion slot (1).  
When a CD is loaded, play starts.

### Ejecting a CD

Press the Eject button (2).  
When the ignition mode is "LOCK", the CD remained ejected for around 15 seconds or longer will automatically be drawn inside the unit. (Auto reload function)  
The backup eject function:  
This function allows you to eject a CD by pressing the Eject button (2) even when the ignition mode is off.

### NOTICE

**If you forcefully try to push an ejected CD inside the unit before auto reloading, the disc surface might be scratched.**

**When reloading a CD, remove it from the unit completely before reloading.**

### Listening to a CD

When a CD is inserted, playback will automatically start.

When a CD is already inside the unit, press the CD button (3) to start playback.

### Selecting a track

- Press the Up button (4) to listen to the next track.
  - Press the Down button (5) twice to listen to the previous track.
- When the Down button (5) is pressed once, the track currently being played will start from the beginning again.

### Fast forwarding/Rewinding a track

- Hold down the Up button (4) to fast forward the track.
- Hold down the Down button (5) to fast rewind the track.

### Random playback

Press the RDM button (7).

Each time the button is pressed, the mode will change as follows:

OFF → TRACK RANDOM

- **TRACK RANDOM**  
The random indicator "RDM" will light.  
The tracks in the loaded disc will be played in random order.

### Repeat playback

Press the RPT button (6).

Each time the button is pressed, the mode will change as follows:

OFF → TRACK REPEAT

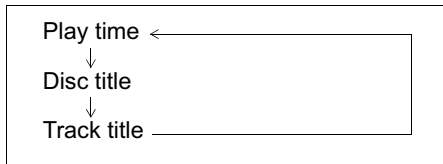
- **TRACK REPEAT**  
The repeat indicator "RPT" will light.  
The track currently being played will be played repeatedly.



## OTHER CONTROLS AND EQUIPMENT

### Display change


Press the DISP button (8).  
Each time the button is pressed, display will change as follows:



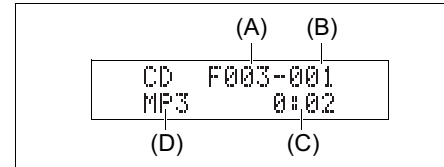
#### NOTE:

- "NO TITLE" will be displayed when there is no text information in the disc currently being played.
- If text data contains more than 16 characters, the ">" mark will appear at the right end. Holding down the DISP button (8) for 1 second or longer can display the next page.

### Listening to an MP3/WMA/AAC Disc



### Display



- (1) TUNE FOLDER PUSH SOUND knob
- (2) Up button
- (3) Down button
- (4) RPT button
- (5) RDM button
- (6) DISP button

- (A) Folder number
- (B) Track number
- (C) Play time
- (D) DISC type

### Selecting a folder

Turn the TUNE FOLDER PUSH SOUND knob (1) to select a folder.

### Selecting a track


- Press the Up button (2) to listen to the next track.
  - Press the Down button (3) twice to listen to the previous track.
- When the Down button (3) is pressed once, the track currently being played will start from the beginning again.

### Fast forwarding/Rewinding a track

- Hold down the Up button (2) to fast forward the track.
- Hold down the Down button (3) to fast rewind the track.

### Random playback

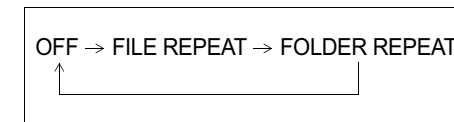
Press the RDM button (5).  
Each time the button is pressed, the mode will change as follows:



- FOLDER RANDOM  
The random indicator "F. RDM" will light.  
The tracks in the current folder will be played in random order.
- ALL RANDOM  
The random indicator "RDM" will light.  
The tracks in the loaded disc will be played in random order.

### Repeat playback

Press the RPT button (4).  
Each time the button is pressed, the mode will change as follows:



- FILE REPEAT  
The repeat indicator "RPT" will light.

## OTHER CONTROLS AND EQUIPMENT

The track currently being played will be played repeatedly.


- **FOLDER REPEAT**

The repeat indicator "F. RPT" will light. All tracks in the currently selected folder will be played repeatedly.

### Display change

Press the DISP button (6).

Each time the button is pressed, display will change as follows:



### NOTE:

- "NO TITLE" will be displayed when there is no text information in the disc currently being played.
- If text data contains more than 12 characters, the ">" mark will appear at the right end. Holding down the DISP button (6) for 1 second or longer can display the next page.

### Notes on MP3/WMA/AAC

#### What is MP3?

- MP3 (MPEG audio layer3) is an audio compression format that has become the standard format among PC users. Its merit is that the original audio data is compressed to approximately 1/10 and high sound quality is maintained. This means that it is possible to store the data of approximately 10 music CDs on a single CD-R/RW disc, which in turn makes it possible to play music for a long time without having to change the disc.

#### What is WMA?

- An abbreviation of "Windows Media Audio," WMA is an audio compression format developed by Microsoft.
- WMA files for which the DRM (Digital Rights Management) function is ON cannot be played.
- Windows Media™ and the Windows® logo are trademarks or registered trademarks of Microsoft Corporation in the United States and other countries.

#### What is AAC?

- An abbreviation of "Advanced Audio Coding," AAC is an audio compression format used by MPEG2 and MPEG4.

### Points to remember when making MP3/WMA/AAC files

#### Common

- High bit rate and high sampling frequency are recommended for high quality sounds.
- Selecting VBR (Variable Bit Rate) is not recommended. Selecting VBR may cause display of incorrect playing time and jumpiness of playback.
- Playback sound quality varies depending on the encoding environment. For details, refer to the user manual of the encoding software and the writing software in use.

### NOTICE

**Never assign the ".mp3", ".wma", or ".m4a" file name extension to a file if it is not in the MP3/WMA/AAC format file. Failure to observe this may result in damage to the speaker due to noise production.**

### Recording MP3/WMA/AAC files on a CD media

- It is recommended not to write both CD-DA files and MP3/WMA/AAC files on a disc.
- If both CD-DA files and MP3/WMA/AAC files are on the same disc, tracks may not be played in the correct order or some tracks may not be played at all.

## OTHER CONTROLS AND EQUIPMENT

- When storing both MP3 data and WMA data on the same disc, sort and place them in different folders.
- Do not write files other than MP3/WMA/AAC files and unnecessary folders on a disc.
- MP3/WMA/AAC files should be named to meet the standards and the file system specifications as shown below.
- The file extension “.mp3”, “.wma” or “.m4a” should be assigned to files based on their format independently.
- You may encounter a trouble in playing MP3/WMA/AAC files or displaying information of MP3/WMA/AAC files depending on the writing software or CD recorder in use.
- This unit does not have a play list function.
- It is recommended to write discs in Disc-at-Once mode even though Multi-session mode is supported.

### Compression formats

#### MP3

- Bit rate:  
MPEG1 Audio Layer III: 32 k - 320 kbps  
MPEG2 Audio Layer III: 8 k - 160 kbps  
MPEG2.5 Audio Layer III: 8 k - 160 kbps
- Sampling frequency:  
MPEG1 Audio Layer III: 32 k/44.1 k/48 kHz  
MPEG2 Audio Layer III: 16 k/22.05 k/24 kHz  
MPEG2.5 Audio Layer III: 8 k/11.025 k/12 kHz

#### WMA (Ver. 7, Ver. 8, Ver. 9\*)

- Bit rate: CBR 32 k - 320 kbps
- Sampling frequency: 32 k/44.1 k/48 kHz
- \* WMA 9 Professional/LossLess/Voice are not supported.

#### AAC\*

- Bit rate: ABR 16 k - 320 kbps
- Sampling frequency: 32 k/44.1 k/48 kHz
- \* Apple Lossless is not supported.


### Supported file systems

ISO 9660 Level 1/Level 2, Joliet, Romeo

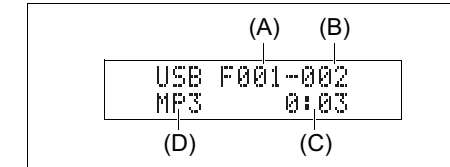
### Maximum number of files/folders

- Maximum number of files: 512
- Maximum number of files in a folder: 255
- Maximum depth of tree structure: 8
- Maximum number of folders: 255 (Root folder is included.)

### Listening to files stored in a USB device



### Display



- (1) MEDIA button
- (2) TUNE FOLDER PUSH SOUND knob
- (3) Up button
- (4) Down button
- (5) RPT button
- (6) RDM button
- (7) DISP button

- (A) Folder number
- (B) Track number
- (C) Play time
- (D) File type

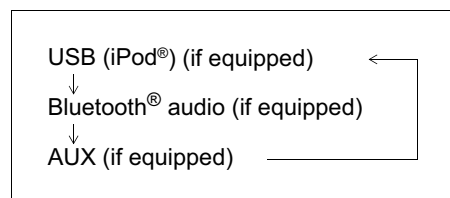
### NOTICE

**Do not connect any USB device other than a USB memory or a USB audio player. Do not connect multiple USB devices to the USB connector using a USB hub, etc. Supplying power to multiple USB devices from the connector could cause overheating and smoking.**

## OTHER CONTROLS AND EQUIPMENT

### Selecting a USB device mode

Press the MEDIA button (1).  
Each time the button is pressed, the mode will change as follows:



### Selecting a folder

Turn the TUNE FOLDER PUSH SOUND knob (2) to select the desired folder.

### Selecting a track


- Press the Up button (3) to listen to the next track.
- Press the Down button (4) twice to listen to the previous track.  
When the Down button (4) is pressed once, the track currently being played will start from the beginning again.

### Fast forwarding/Rewinding a track

- Hold down the Up button (3) to fast forward the track.
- Hold down the Down button (4) to fast rewind the track.

### Random playback

Press the RDM button (6).  
Each time the button is pressed, the mode will change as follows:



- **FOLDER RANDOM**  
The random indicator “F. RDM” will light.  
The tracks in the currently selected folder will be played in random order.
- **ALL RANDOM**  
The random indicator “RDM” will light.  
The tracks in the connected USB device will be played in random order.

### Repeat playback

Press the RPT button (5).  
Each time the button is pressed, the mode will change as follows:



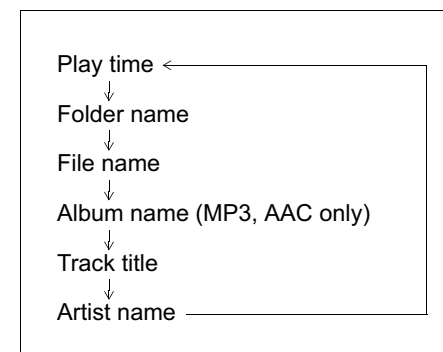
- **FILE REPEAT**  
The repeat indicator “RPT” will light.  
The track currently being played will be played repeatedly.

### FOLDER REPEAT

The repeat indicator “F. RPT” will light.  
All the tracks in the folder currently selected will be played repeatedly.

### Display change

Press the DISP button (7).  
Each time the button is pressed, display will change as follows:



### NOTE:

- “NO TITLE” will be displayed when there is no text information in the disc currently being played.
- If text data contains more than 16 characters, the “>” mark will appear at the right end. Holding down the DISP button (7) for 1 second or longer can display the next page.

## OTHER CONTROLS AND EQUIPMENT

### Notes on USB device

#### Compatible USB devices

- USB Mass Storage Class  
For details as to whether your USB memory/USB Audio is compatible with USB Mass Storage Class, please contact the USB memory/USB Audio manufacturer.
- USB Standard Compatibility 1.1/2.0 Full Speed
- File System FAT12/16/32, VFAT
- Maximum current less than 1.0 A
- If devices such as USB hub, extension cable are connected to the audio system, it may not be recognized. In such case connect the USB device directly to the audio system.
- Devices such as MP3 player/Mobile phone/digital camera may not be recognized by the audio system for playing music.

#### USB device connection

- When connecting a USB device, make sure that the connector is pushed all the way into the port.
- Do not leave the USB device for long periods of time in places inside the vehicle where the temperature can rise too high.
- Back up any important data beforehand. We cannot accept responsibility for any lost data.
- It is recommended not to connect a USB device that contains data files other than MP3/WMA/AAC format.

### Recording MP3/WMA/AAC files on a USB device

- Playback or display may not be possible depending on the type of USB device in use or the condition of the recording.
- Depending on the connected USB memory, the files may be played in different order from the order that the files were stored.

#### Compression formats

##### MP3

- Bit rate:  
MPEG1 Audio Layer III: 32 k - 320 kbps  
MPEG2 Audio Layer III: 8 k - 160 kbps  
MPEG2.5 Audio Layer III: 8 k - 160 kbps
- Sampling frequency:  
MPEG1 Audio Layer III: 32 k/44.1 k/48 kHz  
MPEG2 Audio Layer III: 16 k/22.05 k/24 kHz  
MPEG2.5 Audio Layer III: 8 k/11.025 k/12 kHz

##### WMA (Ver. 7, Ver. 8, Ver. 9\*)

- Bit rate: CBR 32 k - 320 kbps
- Sampling frequency: 32 k/44.1 k/48 kHz
- \* WMA 9 Professional/LossLess/Voice are not supported.

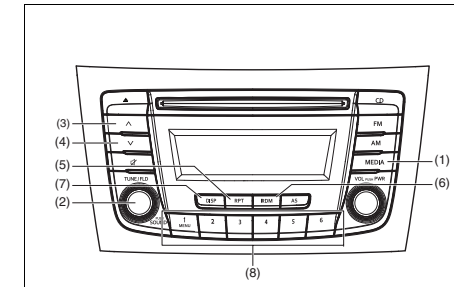
##### AAC\*

- Bit rate: ABR 16 k - 320 kbps
- Sampling frequency: 32 k/44.1 k/48 kHz
- \* Apple Lossless is not supported.

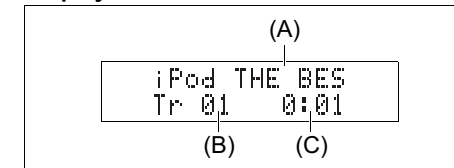
#### Maximum number of files/folders

- Maximum number of files: 2500
- Maximum number of files in a folder: 255
- Maximum depth of tree structure: 8
- Maximum number of folders: 255  
(Root folder is included.)

### Listening to an iPod®



#### Display



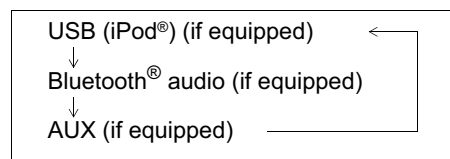
- (1) MEDIA button
- (2) TUNE FOLDER PUSH SOUND knob
- (3) Up button
- (4) Down button
- (5) RPT button
- (6) RDM button
- (7) DISP button
- (8) Preset buttons ([1] to [6])

- (A) Track title
- (B) Track number
- (C) Play time

## OTHER CONTROLS AND EQUIPMENT

### Selecting an iPod® mode

Press the MEDIA button (1).  
Each time the button is pressed, the mode will change as follows:



### Selecting a track

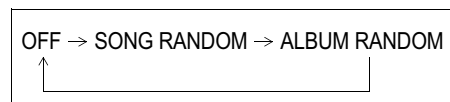
- Press the Up button (3) to listen to the next track.
  - Press the Down button (4) twice to listen to the previous track.
- When the Down button (4) is pressed once, the track currently being played will start from the beginning again.

### Fast forwarding/Rewinding a track

- Hold down the Up button (3) to fast forward the track.
- Hold down the Down button (4) to fast rewind the track.

### Random playback

Press the RDM button (6).  
Each time the button is pressed, the mode will change as follows:



### • SONG RANDOM


The random indicator “RDM” will light.  
The tracks in the iPod® will be played in random order.

### • ALBUM RANDOM

The random indicator “F.RDM” will light.  
The albums in the iPod® will be played in random order.

### Repeat playback

Press the RPT button (5).  
Each time the button is pressed, the mode will change as follows:

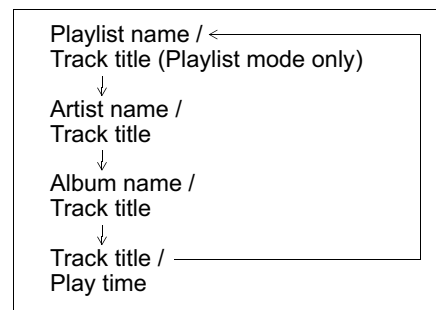


### • SONG REPEAT

The repeat indicator “RPT” will light.  
The track currently being played will be played repeatedly.

### Display change

Press the DISP button (7).  
Each time the button is pressed, display will change as follows:



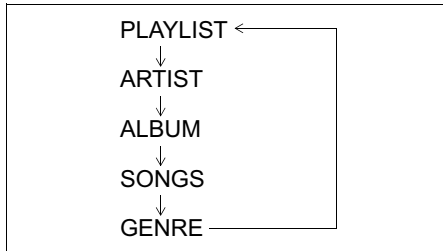
### NOTE:

*If text data contains more than 16 characters, the “>” mark will appear at the right end. Holding down the DISP button (7) for 1 second or longer can display the next page.*

### Playing Mode selection

- 1) Press the button numbered [1] of the Pre-set buttons (8) for 1 second or longer.
- 2) Turn the TUNE FOLDER PUSH SOUND knob (2).  
Each time the knob is turned, the mode will change as follows:

## OTHER CONTROLS AND EQUIPMENT



3) Press the TUNE FOLDER PUSH SOUND knob (2) to select the desired mode.

### NOTE:

• When the button numbered [1] of the Preset buttons (8) is pressed, the previous mode will be displayed.

### Notes on iPod® Supported iPod®

- iPod® touch (5th generation)
- iPod® touch (4th generation)
- iPod® touch (3rd generation)
- iPod® touch (2nd generation)
- iPod® touch (1st generation)
- iPod® classic
- iPod® nano (7th generation)
- iPod® nano (6th generation)
- iPod® nano (5th generation)
- iPod® nano (4th generation)
- iPod® nano (3rd generation)
- iPod® nano (2nd generation)
- iPod® nano (1st generation)
- iPod® (5th generation)
- iPhone® 6

- iPhone® 6 Plus
- iPhone® 5S
- iPhone® 5
- iPhone® 4S
- iPhone® 4
- iPhone® 3GS
- iPhone® 3G
- iPhone®

\* Some functions may not be available depending on the model of iPod®.

\* iPod® is a trademark of Apple Inc., registered in the U.S. and other countries.


\* iPhone® is a trademark of Apple Inc., registered in the U.S. and other countries.

\* Apple is not responsible for the operation of this device or its compliance with safety and regulatory standards.

### iPod® connection

- Make sure to detach the iPod® after pressing the engine switch to change the ignition mode to LOCK. The iPod® may not be shut down when it is being connected and may result in battery depletion.
- Please do not connect iPod® accessories such as an iPod® remote control or headphones while connecting the iPod® with the unit. The unit may not operate correctly.

### AUX Function

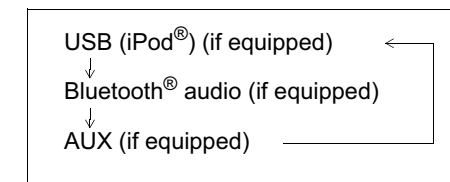


(1) MEDIA button

### AUX connection

To listen to auxiliary audio sources (sold separately) through the unit, follow the instruction below.

- 1) Connect the auxiliary audio source to the AUX/USB socket (separately attached) with an AUX cable.
- 2) Press the MEDIA button (1). Each time the button is pressed, the mode will change as follows:



## OTHER CONTROLS AND EQUIPMENT

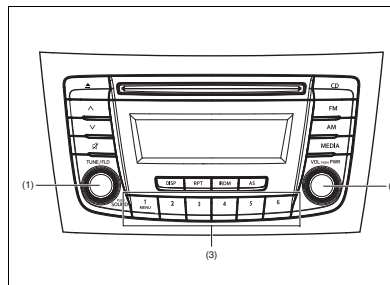
### ⚠ CAUTION

- Before connection, mute the unit, and also keep the volume of the auxiliary audio source within a range that will not cause distortion.
- When the audio source is turned off, noise may be emitted. Be sure to turn off the unit or switch to another mode before turning off the audio source.

#### NOTE:

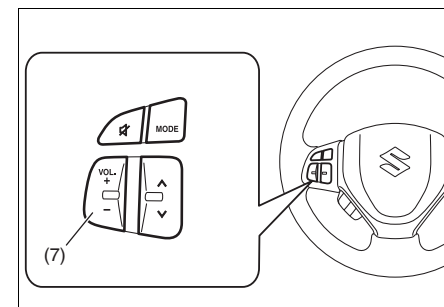
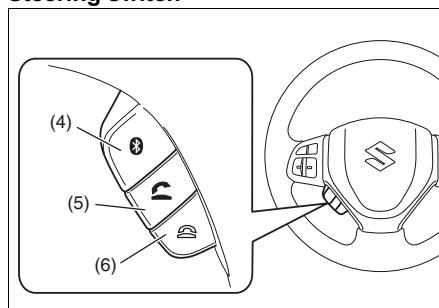
- Please consult your place of purchase for details about whether a given auxiliary audio source can be connected and the proper auxiliary cord to use.
- The volume and tone controls of the auxiliary audio source can be adjusted on the unit.
- In AUX mode, the volume setting is different from another mode.

### Bluetooth® Hands-Free (if equipped)



- (1) TUNE FOLDER PUSH SOUND knob
- (2) VOL PUSH POWER knob
- (3) Preset buttons

### Steering switch



- (4) Bluetooth® setup button
- (5) Off Hook button
- (6) On Hook button
- (7) VOL switch

### Phone registration

To use the hands-free function with this unit, it is required to register the phone in advance.

#### NOTE:

- Up to 5 phones can be registered.
- To set up a new phone, disconnect the audio player from the unit. Connect the audio player again after phone setup is completed if necessary.
- When failed to establish the pairing within 120 seconds, the connecting operation will be canceled. Please try again or refer to the manual of the phone in use for how to establish the pairing with the phone.



## OTHER CONTROLS AND EQUIPMENT

- *Bluetooth/Telephone setup mode can be entered only during vehicle is stationary (or speed less than ~ 8 kmph)*

- 1) Press the Bluetooth® setup button (4). The Bluetooth® setup menu will be displayed.
- 2) Turn the TUNE FOLDER PUSH SOUND knob (1) to select "Setup Bluetooth", and press the knob (1) to determine the selection.
- 3) Turn the TUNE FOLDER PUSH SOUND knob (1) to select "Pairing", and press the knob (1) to determine the selection.
- 4) Select "CAR AUDIO" from the Bluetooth® menu of the phone and establish the pairing.  
Refer to the manual of the phone in use for further information.
- 5) Enter the Passkey displayed on the unit to the phone.
- 6) Press the On Hook button (6).

### NOTE:

- *When selecting "Go Back", the previous menu will be displayed.*
- *When additionally registering a phone, operate the same step from 1).*

### Receiving a call

Press the Off Hook button (5) to receive a call.

### Ending a call

Press the On Hook button (6) to end a call.

### Rejecting a call (only for supported models)

Press the On Hook button (6) to reject a incoming call.

### Adjusting the listening volume

- Turn the VOL PUSH POWER knob (2) during a call.  
Turning it clockwise increases the volume; turning it counterclockwise decreases the volume.
- Press the VOL switch (7) during a call. Pressing "+" of the switch increases the volume, pressing "-" of the switch decreases the volume.

### Adjusting the ring volume

- Turn the VOL PUSH POWER knob (2) while a call coming in.  
Turning it clockwise increases the volume; turning it counterclockwise decreases the volume.
- Press the VOL switch (7) during a call. Pressing "+" of the switch increases the volume, pressing "-" of the switch decreases the volume.

### Adjusting the call or ringtone volume

Follow the instructions below to adjust the call or ringtone volume.

- 1) Press the Bluetooth® setup button (4). The Bluetooth® setup menu will be displayed.
- 2) Turn the TUNE FOLDER PUSH SOUND knob (1) to select "Setup Telephone", and press the knob (1) to determine the selection.

- 3) Turn the TUNE FOLDER PUSH SOUND knob (1) to select "Sound Setting", and press the knob (1) to determine the selection.
- 4) Turn the TUNE FOLDER PUSH SOUND knob (1) to select "Call Volume" or "Ringtone Volume", and press the knob (1) to determine the selection. The current call or ringtone volume will be displayed.
- 5) Turn the TUNE FOLDER PUSH SOUND knob (1) to select desired call or ringtone volume, and press the knob (1) to determine the selection.

### NOTE:

*When selecting "Go Back", the previous menu will be displayed.*

### Selecting the Ringtone

Follow the instructions below to select a ringtone.

- 1) Press the Bluetooth® setup button (4). The Bluetooth® setup menu will be displayed.
- 2) Turn the TUNE FOLDER PUSH SOUND knob (1) to select "Setup Telephone", and press the knob (1) to determine the selection.
- 3) Turn the TUNE FOLDER PUSH SOUND knob (1) to select "Sound Setting", and press the knob (1) to determine the selection.
- 4) Turn the TUNE FOLDER PUSH SOUND knob (1) to select "Ringtone", and press the knob (1) to determine the selection. The current ringtone will be sounded.

## OTHER CONTROLS AND EQUIPMENT

---

- 5) Turn the TUNE FOLDER PUSH SOUND knob (1) to select desired ringtone, and press the knob (1) to determine the selection.

**NOTE:**

*When selecting "Go Back", the previous menu will be displayed.*

**Dialing using Missed/Incoming/Outgoing Calls**

Follow the instructions below to dial to the last dialed number again.

**NOTE:**

*Up to 10 phone numbers of the latest calls can be stored. (10 each for dialed, received and missed call)*

- 1) Press the Off Hook button (5).  
The Bluetooth® phonebook menu will be displayed.
- 2) Turn the TUNE FOLDER PUSH SOUND knob (1) to select "Missed Calls", "Incoming Calls" or "Outgoing Calls", and press the knob (1) to determine the selection.  
To dial from the dialed history or the received history, select "Missed Calls", "Incoming Calls" or "Outgoing Calls" respectively.
- 3) Turn the TUNE FOLDER PUSH SOUND knob (1) to select the desired number, and press the knob (1) to determine the selection.
- 4) Turn the TUNE FOLDER PUSH SOUND knob (1) to select "Dial", and press the

knob (1) or the Off Hook button (5) to dial to the selected number.

**NOTE:**

- When selecting "Go Back", the previous menu will be displayed.
- Pressing "Confirm" after selecting "Add Speed Dial" can register the selected number in the speed dial.
- Pressing "Confirm" after selecting "Delete" can delete the selected number from the call history.

**Deletion of call history**

Follow the instructions below to delete a missed/incoming/outgoing call history.

- 1) Press the Off Hook button (5).  
The Bluetooth® phonebook menu will be displayed.
- 2) Turn the TUNE FOLDER PUSH SOUND knob (1) to select "Setup Phonebook", and press the knob (1) to determine the selection.
- 3) Turn the TUNE FOLDER PUSH SOUND knob (1) to select "Delete History", and press the knob (1) to determine the selection.
- 4) Turn the TUNE FOLDER PUSH SOUND knob (1) to select "Missed Calls", "Incoming Calls", or "Outgoing Calls", and press the knob (1) to determine the selection.
- 5) Turn the TUNE FOLDER PUSH SOUND knob (1) to select a number to be deleted or "ALL", and press the knob (1) to determine the selection.

- 6) Turn the TUNE FOLDER PUSH SOUND knob (1) to select "Delete?" or "Delete All?", and press the knob (1) to determine the selection.

- 7) Turn the TUNE FOLDER PUSH SOUND knob (1) to select "Confirm", and press the knob (1) to complete the deletion.

**NOTE:**

*When selecting "Go Back", the previous menu will be displayed.*

**Registration in Phonebook**

Registration of numbers in the phonebook. Follow the instructions below to register phone numbers in the Phonebook of the unit.

- 1) Press the Bluetooth® setup button (4).  
The Bluetooth® setup menu will be displayed.
- 2) Turn the TUNE FOLDER PUSH SOUND knob (1) to select "Setup Telephone", and press the knob (1) to determine the selection.
- 3) Turn the TUNE FOLDER PUSH SOUND knob (1) to select "Setup Phonebook", and press the knob (1) to determine the selection.
- 4) Turn the TUNE FOLDER PUSH SOUND knob (1) to select "Add Contacts", and press the knob (1) to determine the selection.
- 5) Turn the TUNE FOLDER PUSH SOUND knob (1) to select "Overwrite All" or "Add One Contact", and press the knob (1) to determine the selection.

## OTHER CONTROLS AND EQUIPMENT

The "Rest of Memory XXXX: Ok?" will be displayed.

- 6) Press or turn the TUNE FOLDER PUSH SOUND knob (1) to select "Confirm", and press the knob (1) to determine the selection.
- 7) Transfer contacts from the phone. When the registration is completed, the "Setup Phonebook" will be displayed.

### NOTE:

- When selecting "Go Back" the previous menu will be displayed.
- Up to 1000 numbers can be registered in Phonebook.

### Transfer of call history (Call History)

Follow the instructions below to transfer call history of the registered phone.

- 1) Press the Bluetooth® setup button (4). The Bluetooth® setup menu will be displayed.
- 2) Turn the TUNE FOLDER PUSH SOUND knob (1) to select "Setup Telephone", and press the knob (1) to determine the selection.
- 3) Turn the TUNE FOLDER PUSH SOUND knob (1) to select "Call History", and press the knob (1) to determine the selection.
- 4) Turn the TUNE FOLDER PUSH SOUND knob (1) to select "Call History?", and press the knob (1) to determine the selection.
- 5) Turn the TUNE FOLDER PUSH SOUND knob (1) to select "Confirm",

and press the knob (1) to transfer the call history from the phone.

### NOTE:

When selecting "Go Back", the previous menu will be displayed.

### Making a call by Phonebook

Follow the instructions below to dial a number registered in Phonebook.

- 1) Press the Off Hook button (5). The Bluetooth® phonebook menu will be displayed.
- 2) Turn the TUNE FOLDER PUSH SOUND knob (1) to select "Phonebook", and press the knob (1) to determine the selection.
- 3) Turn the TUNE FOLDER PUSH SOUND knob (1) to select the initial of the name you would like to make a call, and press the knob (1) to determine the selection. The registered numbers will be displayed in sequence. If names have been registered together with numbers, the names will be displayed.
- 4) Turn the TUNE FOLDER PUSH SOUND knob (1) to select "Dial", and press the knob (1) to determine the selection.
- 5) Press the Off Hook button (5). The displayed number or the number registered with the displayed name will be dialed.

### Deletion of registered data (Delete Entry)

Follow the instructions below to delete a number registered in Phonebook.

- 1) Press the Bluetooth® setup button (4). The Bluetooth® setup menu will be displayed.
- 2) Turn the TUNE FOLDER PUSH SOUND knob (1) to select "Setup Telephone", and press the knob (1) to determine the selection.
- 3) Turn the TUNE FOLDER PUSH SOUND knob (1) to select "Setup Phonebook", and press the knob (1) to determine the selection.
- 4) Turn the TUNE FOLDER PUSH SOUND knob (1) to select "Delete Contacts", and press the knob (1) to determine the selection.
- 5) Turn the TUNE FOLDER PUSH SOUND knob (1) to select a number to be deleted, and press the knob (1) to determine the selection.
- 6) Turn the TUNE FOLDER PUSH SOUND knob (1) to select "Delete?", and press the knob (1) to determine the selection.
- 7) Turn the TUNE FOLDER PUSH SOUND knob (1) to select "Confirm", and press the knob (1) to complete the deletion.

### NOTE:

When selecting "Go Back", the previous menu will be displayed.

## OTHER CONTROLS AND EQUIPMENT

---

### Registration in speed dial

Follow the instructions below to assign a number to one of the Preset buttons to use as the speed dial.

- 1) Press the Bluetooth® setup button (4).  
The Bluetooth® setup menu will be displayed.
- 2) Turn the TUNE FOLDER PUSH SOUND knob (1) to select "Setup Telephone", and press the knob (1) to determine the selection.
- 3) Turn the TUNE FOLDER PUSH SOUND knob (1) to select "Setup Phonebook", and press the knob (1) to determine the selection.
- 4) Turn the TUNE FOLDER PUSH SOUND knob (1) to select "Add Speed Dial", and press the knob (1) to determine the selection.
- 5) Turn the TUNE FOLDER PUSH SOUND knob (1) to select a number to be assigned, and press the knob (1) to determine the selection.
- 6) Turn the TUNE FOLDER PUSH SOUND knob (1) to select "Choose Preset", and press the knob (1) to determine the selection.
- 7) Press one of the Preset buttons (3) to which the selected number is to be assigned. If a number is already assigned to the selected button, a confirmation message will be displayed. Turn the TUNE FOLDER PUSH SOUND knob (1) to select "Confirm", and press the knob (1) to complete the assignment.

When the assignment is completed, the "Setup Phonebook" will be displayed.

#### NOTE:

*When selecting "Go Back", the previous menu will be displayed.*

### One-touch call (Speed dial)

Follow the instructions below to dial the number assigned to each of the Preset buttons (3).

- 1) Press the Off Hook button (5).  
The Bluetooth® phonebook menu will be displayed.
- 2) Turn the TUNE FOLDER PUSH SOUND knob (1) to select "Speed Dials", and press the knob (1) to determine the selection.
- 3) Press one of the Preset buttons (3).  
When no number is assigned, "No Entry" is displayed.
- 4) Press the Off Hook button (5).  
The selected number will be dialed.

### Deletion of speed dial (Del Speed Dial)

To delete a number assigned for the speed dial, follow the instructions below.

- 1) Press the Off Hook button (5).  
The Bluetooth® phonebook menu will be displayed.
- 2) Turn the TUNE FOLDER PUSH SOUND knob (1) to select "Speed Dials", and press the knob (1) to determine the selection.
- 3) Press one of the Preset buttons (3) to which the number to be deleted is

assigned.

"No Entry" appears if the number is not registered.

- 4) Turn the TUNE FOLDER PUSH SOUND knob (1) to select "Delete", and press the knob (1) to determine the selection.
- 5) Turn the TUNE FOLDER PUSH SOUND knob (1) to select "Del Speed Dial", and press the knob (1) to determine the selection.
- 6) Turn the TUNE FOLDER PUSH SOUND knob (1) to select "Confirm", and press the knob (1) to complete the deletion.

#### NOTE:

*When selecting "Go Back", the previous menu will be displayed.*

### Display of device data (Device Name)

Follow the instructions below to display the BD (Bluetooth® Device) address and device name.

- 1) Press the Bluetooth® setup button (4).  
The Bluetooth® setup menu will be displayed.
- 2) Turn the TUNE FOLDER PUSH SOUND knob (1) to select "Setup Bluetooth", and press the knob (1) to determine the selection.
- 3) Turn the TUNE FOLDER PUSH SOUND knob (1) to select "Bluetooth Info", and press the knob (1) to determine the selection.

## OTHER CONTROLS AND EQUIPMENT

- 4) Turn the TUNE FOLDER PUSH SOUND knob (1) to select "Device Name" or "Device Address", and press the knob (1) to display the device name or the BD (Bluetooth® Device) address.

**NOTE:**

*When selecting "Go Back", the previous menu will be displayed.*

### Reset to the factory defaults

Follow the instructions below to reset all the settings to the factory defaults.

- 1) Press the Bluetooth® setup button (4).  
The Bluetooth® setup menu will be displayed.
- 2) Turn the TUNE FOLDER PUSH SOUND knob (1) to select "Setup Bluetooth", and press the knob (1) to determine the selection.
- 3) Turn the TUNE FOLDER PUSH SOUND knob (1) to select "Initialize", and press the knob (1) to determine the selection.
- 4) Turn the TUNE FOLDER PUSH SOUND knob (1) to select "All Initialize", and press the knob (1) to determine the selection.
- 5) Turn the TUNE FOLDER PUSH SOUND knob (1) to select "Confirm", and press the knob (1) to start the reset.

**NOTE:**

*When selecting "Go Back", the previous menu will be displayed.*

### Selection of phone (Select Phone)

Follow the instructions below to select a phone to be paired with from the registered phones.

- 1) Press the Bluetooth® setup button (4).  
The Bluetooth® setup menu will be displayed.
- 2) Turn the TUNE FOLDER PUSH SOUND knob (1) to select "Setup Bluetooth", and press the knob (1) to determine the selection.
- 3) Turn the TUNE FOLDER PUSH SOUND knob (1) to select "List Phone", and press the knob (1) to determine the selection.
- 4) Turn the TUNE FOLDER PUSH SOUND knob (1) to select a phone to be paired with, and press the knob (1) to determine the selection.
- 5) Turn the TUNE FOLDER PUSH SOUND knob (1) to select "Select", and press the knob (1) to determine the selection.

**NOTE:**

- *When selecting "Go Back", the previous menu will be displayed.*
- *The Bluetooth® ready audio device will be disconnected when the phone is selected.*

### List of phones (List Phones)

Follow the instructions below to display the names of the registered phones in sequence.

- 1) Press the Bluetooth® setup button (4).  
The Bluetooth® setup menu will be displayed.
- 2) Turn the TUNE FOLDER PUSH SOUND knob (1) to select "Setup Bluetooth", and press the knob (1) to determine the selection.
- 3) Turn the TUNE FOLDER PUSH SOUND knob (1) to select "List Phone", and press the knob (1) to determine the selection.  
The names of the registered phones are displayed in sequence.

**NOTE:**

*When selecting "Go Back", the previous menu will be displayed.*

### Passkey setting (Set Passkey)

Follow the instructions below to set the security number (Passkey).

- 1) Press the Bluetooth® setup button (4).  
The Bluetooth® setup menu will be displayed.
- 2) Turn the TUNE FOLDER PUSH SOUND knob (1) to select "Setup Bluetooth", and press the knob (1) to determine the selection.
- 3) Turn the TUNE FOLDER PUSH SOUND knob (1) to select "Passkey", and press the knob (1) to determine the selection.

## OTHER CONTROLS AND EQUIPMENT

- 4) Turn the TUNE FOLDER PUSH SOUND knob (1) to select "New Pass-key", and press the knob (1) to determine the selection.
- 5) Press or turn the TUNE FOLDER PUSH SOUND knob (1) to select "Confirm".
- 6) Turn the TUNE FOLDER PUSH SOUND knob (1) to select a number for the first digit, and press the knob (1) to determine the selection. Select and determine numbers for the second, third and fourth digits in order in the same manner. When not entering up to the eighth digit, enter blanks for the successive digits.
- 7) Turn the TUNE FOLDER PUSH SOUND knob (1) to determine the passkey setting.

### NOTE:

*When selecting "Go Back", the previous menu will be displayed.*

### Deletion of phone information (Delete Phone)

Follow the instructions below to delete the registered information of the phone.

- 1) Press the Bluetooth® setup button (4).  
The Bluetooth® setup menu will be displayed.
- 2) Turn the TUNE FOLDER PUSH SOUND knob (1) to select "Setup Bluetooth", and press the knob (1) to determine the selection.
- 3) Turn the TUNE FOLDER PUSH SOUND knob (1) to select "List Phone",

and press the knob (1) to determine the selection.

- 4) Turn the TUNE FOLDER PUSH SOUND knob (1) to select a phone to be deleted, and press the knob (1) to determine the selection.
- 5) Turn the TUNE FOLDER PUSH SOUND knob (1) to select "Delete Phone", and press the knob (1) to determine the selection.
- 6) Turn the TUNE FOLDER PUSH SOUND knob (1) to select "Delete?", and press the knob (1) to determine the selection.
- 7) Turn the TUNE FOLDER PUSH SOUND knob (1) to select "Confirm", and press the knob (1) to determine the selection.

### NOTE:

*When selecting "Go Back", the previous menu will be displayed.*

### BT function on/off (BT Power)

Follow the instructions below to turn on/off the Bluetooth® function.


- 1) Press the Bluetooth® setup button (4).  
The Bluetooth® setup menu will be displayed.
- 2) Turn the TUNE FOLDER PUSH SOUND knob (1) to select "Setup Bluetooth", and press the knob (1) to determine the selection.
- 3) Turn the TUNE FOLDER PUSH SOUND knob (1) to select "BT Power", and press the knob (1) to determine the selection.

- 4) Press the TUNE FOLDER PUSH SOUND knob (1) to select "BT Power On" or "BT Power Off".

### NOTE:

- *When the BT function is turned off, the connection between this unit and the registered phone in use will be disconnected.*
- *When selecting "Go Back", the previous menu will be displayed.*

### Bluetooth® audio (if equipped)

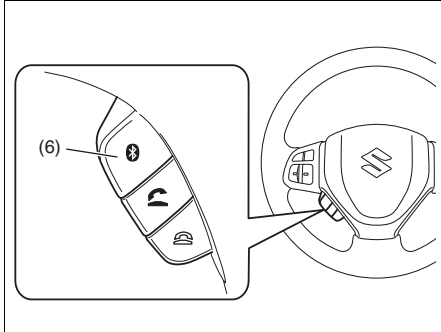


### NOTE:

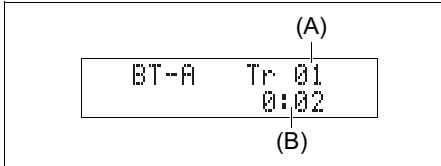
*Applicable for Bluetooth® audio version 2.1 and above*

## OTHER CONTROLS AND EQUIPMENT

### Steering switch



### Display



- (1) MEDIA button
- (2) TUNE FOLDER PUSH SOUND knob
- (3) Up button
- (4) Down button
- (5) DISP button
- (6) Bluetooth® setup button

- (A) Track number
- (B) Play time

### Registration of audio devices

To use Bluetooth® ready audio devices with this unit, it is required to register the devices.

#### NOTE:

- To set up a new audio player, disconnect the phone from the unit. Connect the phone after audio player setup is completed if necessary.
- When failed to establish the connection within 120 seconds, the connecting operation will be canceled. Please try again or refer to the audio player manual for assistance with the pairing process.
- A separate audio mobile device can be selected for Bluetooth audio, even if a phone is already connected to the hands free profile.

- 1) Press the Bluetooth® setup button (6). The Bluetooth® setup menu will be displayed.
- 2) Turn the TUNE FOLDER PUSH SOUND knob (2) to select "Setup Bluetooth", and press the knob (2) to determine the selection.
- 3) Turn the TUNE FOLDER PUSH SOUND knob (2) to select "Pairing", and press the knob (2) to determine the selection.
- 4) Select "CAR AUDIO" from the Bluetooth® menu of the audio player and establish the pairing. Refer to the manual of the audio player in use for further information.

- 5) Enter the Passkey displayed on the unit to the audio player. (For phones with Bluetooth version 2.1 or above passkey input is not required)

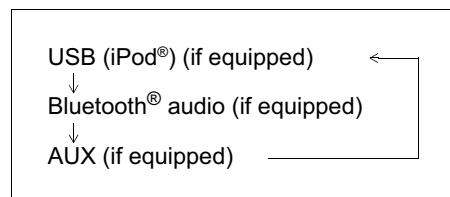
#### NOTE:

- When selecting "Go Back", the previous menu will be displayed.
- When additionally registering audio devices, operate the same step from 1).

## OTHER CONTROLS AND EQUIPMENT

### Selecting the Bluetooth® audio mode

Press the MEDIA button (1).  
Each time the button is pressed, the mode will change as follows:



### Selecting a group (only for supported models)

Turn the TUNE FOLDER PUSH SOUND knob (2) to select a group.

### Selecting a track

- Press the Up button (3) to listen to the next track.
- Press the Down button (4) twice to listen to the previous track.

When the Down button (4) is pressed once, the track currently being played will start from the beginning again.

### Fast forwarding/Rewinding a track

- Hold down the Up button (3) to fast forward the track.
- Hold down the Down button (4) to fast rewind the track.

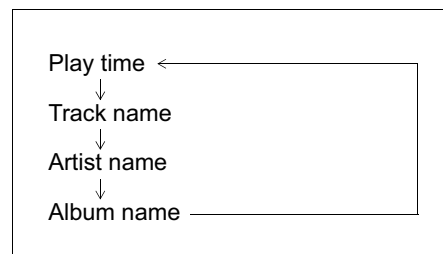
#### NOTE:

*Some functions may not be available depending on Bluetooth® audio.*

### Display change

Press the DISP button (5).

Each time the button is pressed, display will change as follows:



#### NOTE:

*If text data contains more than 12 characters, the ">" mark will appear at the right end. Holding down the DISP button (5) for 1 second or longer can display the next page.*

### Selection of audio device (Select Audio)

Follow the instructions below to select an audio device to be paired with from the registered audio devices.

- 1) Press the Bluetooth® setup button (6).  
The Bluetooth® setup menu will be displayed.
- 2) Turn the TUNE FOLDER PUSH SOUND knob (2) to select "Setup Bluetooth", and press the knob (2) to determine the selection.
- 3) Turn the TUNE FOLDER PUSH SOUND knob (2) to select "List Audio", and press the knob (2) to determine the selection.
- 4) Turn the TUNE FOLDER PUSH SOUND knob (2) to select an audio device to be used, and press the knob (2) to determine the selection.
- 5) Turn the TUNE FOLDER PUSH SOUND knob (2) to select "Select", and press the knob (2) to determine the selection.
- 6) Turn the TUNE FOLDER PUSH SOUND knob (2) to select "Confirm", and press the knob (2) to complete the pairing.

#### NOTE:

- When selecting "Go Back", the previous menu will be displayed.
- The phone will be disconnected when the Bluetooth® ready audio device is selected.



## OTHER CONTROLS AND EQUIPMENT

### List of audio devices (List Audio)

Follow the instructions below to display the names of the registered audio devices in sequence.

- 1) Press the Bluetooth® setup button (6).  
The Bluetooth® setup menu will be displayed.
- 2) Turn the TUNE FOLDER PUSH SOUND knob (2) to select "Setup Bluetooth", and press the knob (2) to determine the selection.
- 3) Turn the TUNE FOLDER PUSH SOUND knob (2) to select "List Audio", and press the knob (2) to determine the selection. The names of registered audio devices will be displayed in sequence.

#### NOTE:

*When selecting "Go Back", the previous menu will be displayed.*

### Passkey setting (Set Passkey)

Follow the instructions below to set the security number (Passkey).

- 1) Press the Bluetooth® setup button (6).  
The Bluetooth® setup menu will be displayed.
- 2) Turn the TUNE FOLDER PUSH SOUND knob (2) to select "Setup Bluetooth", and press the knob (2) to determine the selection.
- 3) Turn the TUNE FOLDER PUSH SOUND knob (2) to select "Passkey", and press the knob (2) to determine the selection.

- 4) Turn the TUNE FOLDER PUSH SOUND knob (2) to select "New Passkey", and press the knob (2) to determine the selection.
- 5) Press or turn the TUNE FOLDER PUSH SOUND knob (2) to select "Confirm".
- 6) Turn the TUNE FOLDER PUSH SOUND knob (2) to select a number for the first digit, and press the knob (2) to determine the selection. Select and determine numbers for the second, third and fourth digits in order in the same manner. When not entering up to the eighth digit, enter blanks for the successive digits.
- 7) Turn the TUNE FOLDER PUSH SOUND knob (2) to determine the passkey setting.

#### NOTE:

*When selecting "Go Back", the previous menu will be displayed.*

### Deletion of audio device information (Delete Audio)

Follow the instructions below to delete the registered information of audio device.

- 1) Press the Bluetooth® setup button (6).  
The Bluetooth® setup menu will be displayed.
- 2) Turn the TUNE FOLDER PUSH SOUND knob (2) to select "Setup Bluetooth", and press the knob (2) to determine the selection.

- 3) Turn the TUNE FOLDER PUSH SOUND knob (2) to select "List Audio", and press the knob (2) to determine the selection.
- 4) Turn the TUNE FOLDER PUSH SOUND knob (2) to select an audio device to be deleted, and press the knob (2) to determine the selection.
- 5) Turn the TUNE FOLDER PUSH SOUND knob (2) to select "Delete", and press the knob (2) to determine the selection.
- 6) Turn the TUNE FOLDER PUSH SOUND knob (2) to select "Delete?", and press the knob (2) to determine the selection.
- 7) Turn the TUNE FOLDER PUSH SOUND knob (2) to select "Confirm", and press the knob (2) to complete the deletion.

#### NOTE:

*When selecting "Go Back", the previous menu will be displayed.*

### Disclaimer for Bluetooth® function

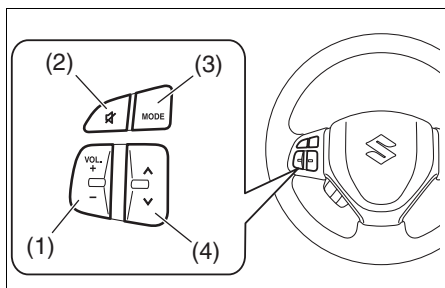
- Depending on the mobile phone models, some phones may not be compatible fully or partially (some function may be restricted).
- Connectivity or voice quality may get affected depending on circumstances.
- After the ignition switch is turned to the "ON" position, the audio system takes few seconds to detect and connect to the Bluetooth® device (if already paired).

## OTHER CONTROLS AND EQUIPMENT

- Make sure that you are aware of all applicable local laws and accordingly use Bluetooth device.

### Remote Audio Controls (if equipped)

Controlling of basic functions of the audio system is available using the switches on the steering wheel.



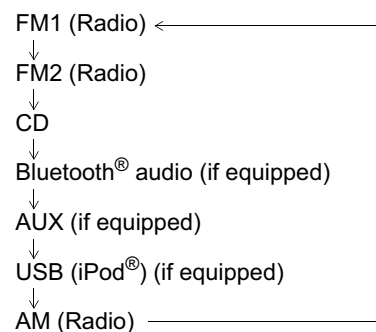
### Adjusting the volume

- To increase the volume, hold down “+” of the VOL switch (1). The volume will keep on being increased until the switch is released.
- To decrease the volume, hold down “-” of the VOL switch (1). The volume will keep on being decreased until the switch is released.
- To mute the sound, press the switch (2).

### Selecting the mode

Press the switch (3).

Each time the button is pressed, the mode will change as follows:



It is possible to turn on the audio system by pressing the switch (3).

### Selecting the radio station (FM1, FM2, AM mode)

- To select the next preset station, press “^” of the switch (4) only for a moment.
- To select the previous preset station, press “v” of the switch (4) only for a moment.
- To scan a higher frequency radio station, press “^” of the switch (4) for 1 second or longer.
- To scan a lower frequency radio station, press “v” of the switch (4) for 1 second or longer.

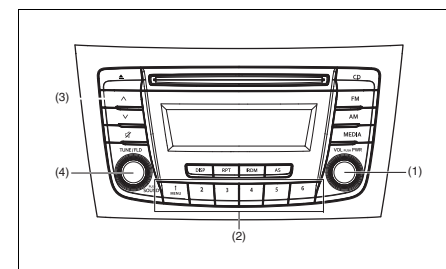
### Selecting the track (CD, USB (iPod®), Bluetooth® audio mode)

- To skip to the next track, press “^” of the switch (4) only for a moment.
- To skip to the previous track, press “v” of the switch (4) twice only for a moment. When the switch (4) is pushed down once only for a moment, the track currently being played will start from the beginning again.

### Fast forwarding/Rewinding a track

- To fast forward, press “^” of the switch (4) for 1 second or longer.
- To fast rewind, press “v” of the switch (4) for 1 second or longer.

### Anti-Theft Feature



- (1) VOL PUSH POWER knob
- (2) Preset buttons ([1] to [6])
- (3) Up button
- (4) TUNE FOLDER PUSH SOUND knob

## OTHER CONTROLS AND EQUIPMENT

The anti-theft function is intended to discourage thefts, such as that the audio system becomes inoperable when it is installed on other vehicles.

This function works by entering a Personal Identification Number (PIN).

When the unit is disconnected from its power source, such as when the audio system is removed or the battery is disconnected, the unit will become inoperable until the PIN is reentered.

### Setting the Anti-Theft Function

- 1) Press the VOL PUSH POWER knob (1) to power off.
- 2) Hold down the buttons numbered [1] and [6] of the Preset buttons (2) and press the VOL PUSH POWER knob (1).  
"SECURITY" will be displayed.
- 3) Press the Up button (3) and the button numbered [1] of the Preset buttons (2) simultaneously.
- 4) Enter a 4-digit number to be registered as PIN using the buttons numbered [1] - [4] of the Preset buttons (2).
- 5) Hold down the TUNE FOLDER PUSH SOUND knob (4) for 1 second or longer to set the anti-theft function.

#### NOTE:

*Take a note of the registered PIN and keep it for the future use.*

### Canceling the anti-theft feature

To cancel the anti-theft function, delete the registered PIN.

- 1) Press the VOL PUSH POWER knob (1) to power off.
- 2) Hold down the buttons numbered [1] and [6] of the Preset buttons (2) and press the VOL PUSH POWER knob (1).  
"PIN ENTRY" will be displayed.
- 3) Press the Up button (3) and the button numbered [1] of the Preset buttons (2) simultaneously.
- 4) Enter a 4-digit number to be registered as PIN using the buttons numbered [1] - [4] of the Preset buttons (2).
- 5) Hold down the TUNE FOLDER PUSH SOUND knob (4) for 1 second or longer to delete the registered PIN. The indication "----" will be displayed and the anti-theft function will be canceled.

#### NOTE:

*To change your PIN, first delete your current PIN, then set a new one.*

### Confirming the Personal Identification Number (PIN)

When the main power source is disconnected such as when the battery is replaced, etc, it is required to enter the PIN to make the unit operable again.

- 1) Set the ignition switch to the "ACC" position.  
"SECURITY" will be displayed.
- 2) Press the Up button (3) and the button numbered [1] of the Preset buttons (2) simultaneously.
- 3) Enter a 4-digit number to be registered as PIN using the buttons numbered [1] - [4] of the Preset buttons (2).
- 4) Hold down TUNE FOLDER PUSH SOUND knob (4) for 1 second or longer.

When the PIN same as registered is entered, the power of the audio system will be turned off automatically and it will become operable again.

#### NOTE:

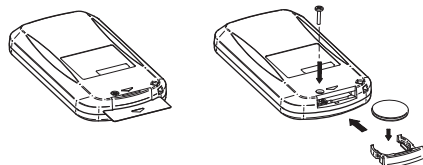
*If an incorrect PIN is entered, "ERROR" and the total number of incorrect entry attempts will be displayed.*

*If an incorrect PIN is entered 10 times, "HELP" will be displayed and the audio system will become inoperable.*

## OTHER CONTROLS AND EQUIPMENT

### Battery Installation

Install a lithium battery (CR2025) with the poles facing the correct direction.



### Battery replacement timing

- When battery power is depleted, the button may not be operable. If the remote controller does not operate, replace the battery and check the operation.

### Caution on battery

- Be sure to follow the instructions to prevent battery leakage, over-heating, ignition or explosion.

### ⚠ WARNING

- **Do not expose the battery to flame. Do not short circuit, disassemble, or heat the battery.**
  - **Do not charge the battery.**
  - **Use the specified type battery.**
  - **Keep the button-shaped battery away from children to prevent accidental swallowing.**
- If the battery is swallowed, contact a doctor immediately.**

### ⚠ CAUTION

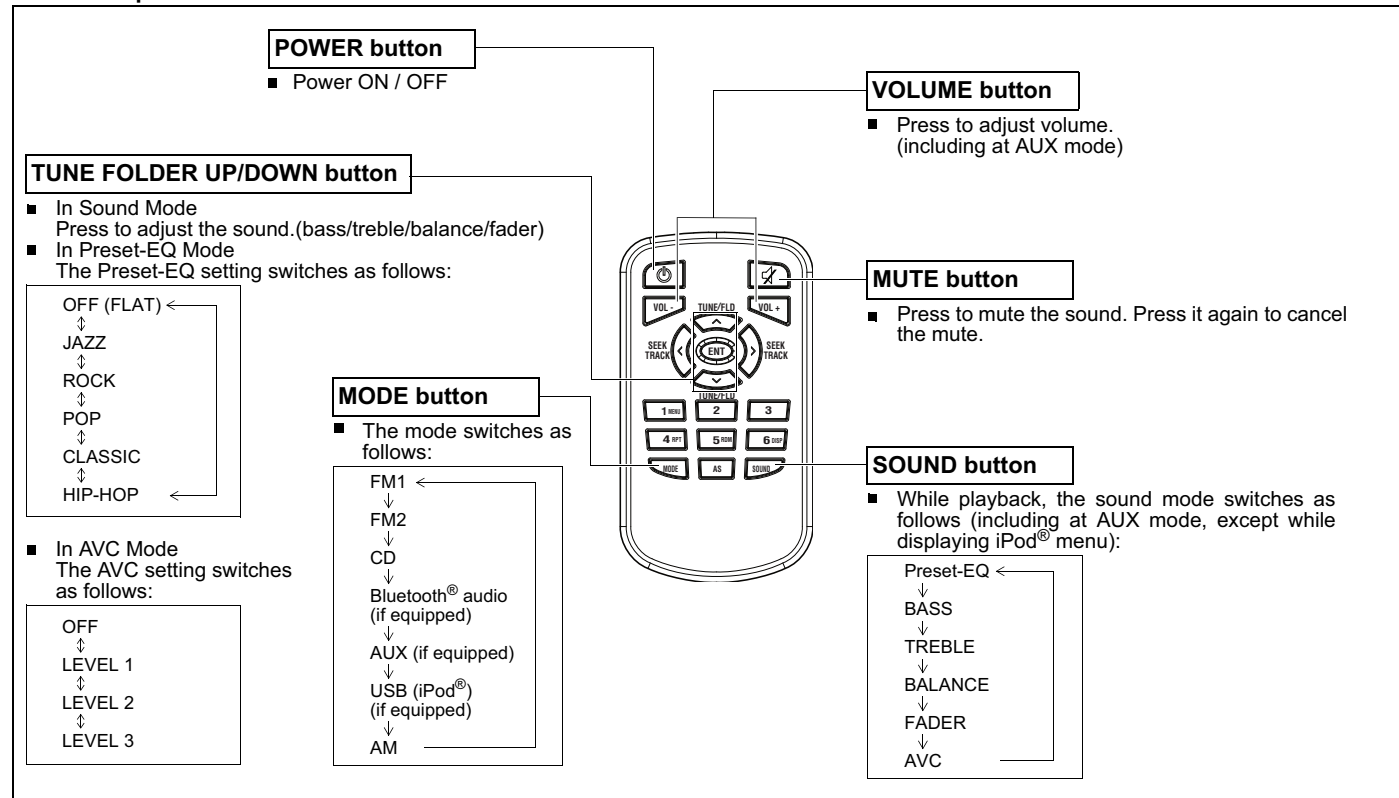
- **Install the battery with the poles facing the correct direction.**
- **When not in use for a long period of time, or if the battery is dead, remove the battery from the remote controller.**

If battery leakage has occurred, wipe the container first then install a new battery. If the battery solution contacts the skin, wash off with water completely.

### Caution on Remote Controller

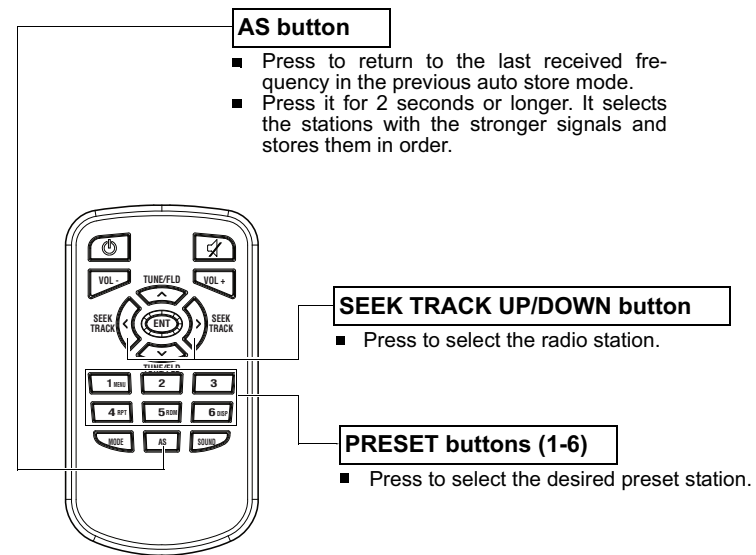
- Do not leave the remote controller in an area exposed to direct sunlight, such as on the dashboard or steering wheel. The remote controller may deform because of the heat, (Be especially careful of the dashboard exposed to direct sunlight in the summer, as it will become extremely hot).
- When the vehicle is parked in an area exposed to direct sunlight, Ensure the remote controller is placed in an area not exposed to direct sunlight. For example: Glove box.  
Under direct sunlight, signal reception from the remote controller weakens. If this happens, hold the remote controller close to the signal receptor on the front panel.

### Remote Controller Common operations



## OTHER CONTROLS AND EQUIPMENT

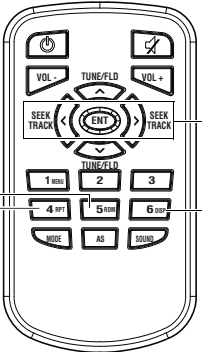
### Radio operations



**NOTE:**

*When there are fewer than 6 stations that can be stored even if 1 round of auto store operation is performed, no station will be stored at the remaining preset buttons.*

### CD operations



The diagram shows a car stereo control panel with the following buttons and callouts:

- RDM (5) button**
  - Press to play the current track randomly. Press it again to cancel.
- RPT (4) button**
  - Press to plays the current track repeatedly. Press it again to cancel.
- SEEK TRACK UP/DOWN button**
  - Press to skip to the next/previous track.
  - Press it for 1 second or longer to fast-forward/fast-rewind the track.
- DISP (6) button**
  - The display switches as follows:
 

Play time < \_\_\_\_\_

↓

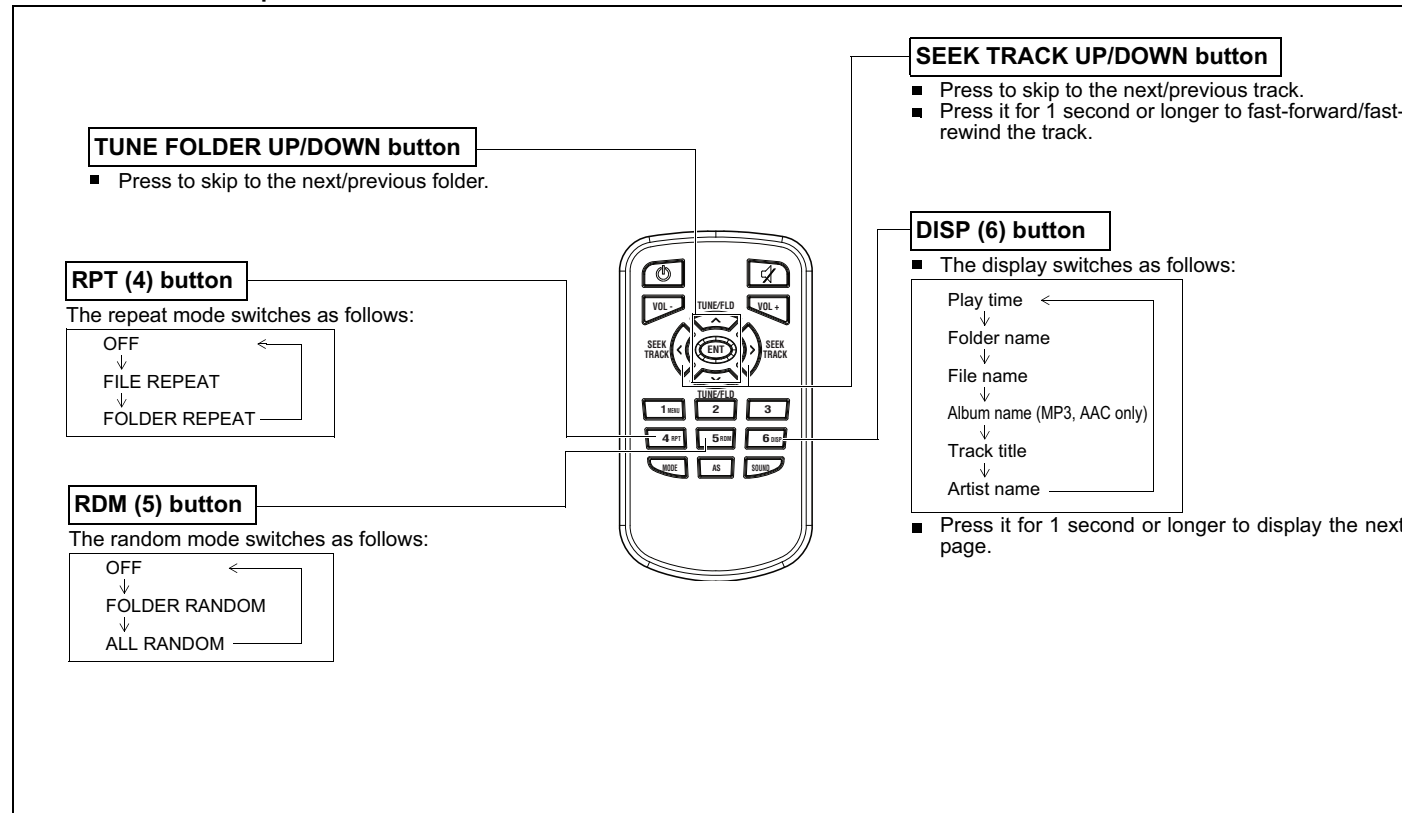
Disc title

↓

Track title \_\_\_\_\_
  - Press it for 1 second or longer to display the next page.

## OTHER CONTROLS AND EQUIPMENT

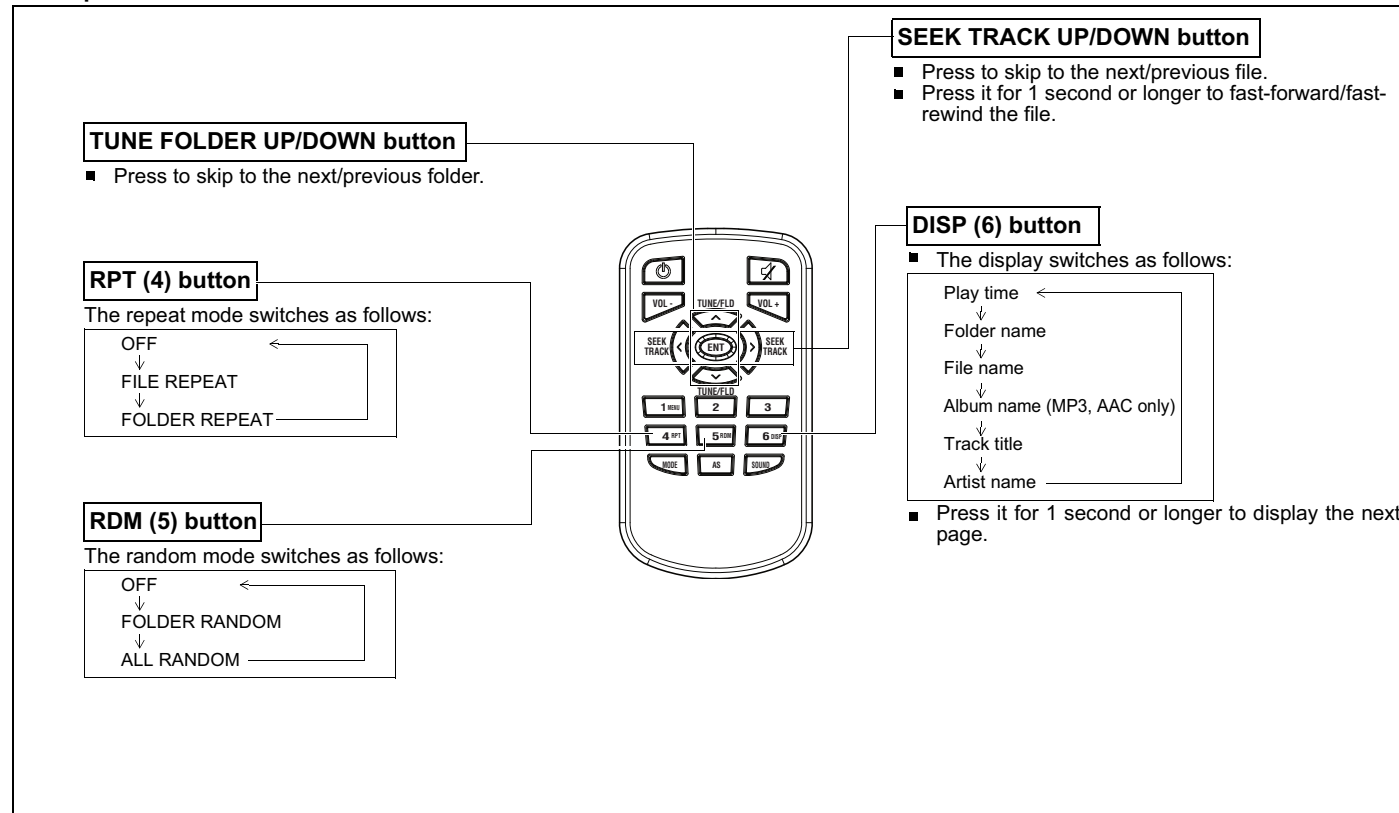
### MP3/WMA/AAC Disc operations





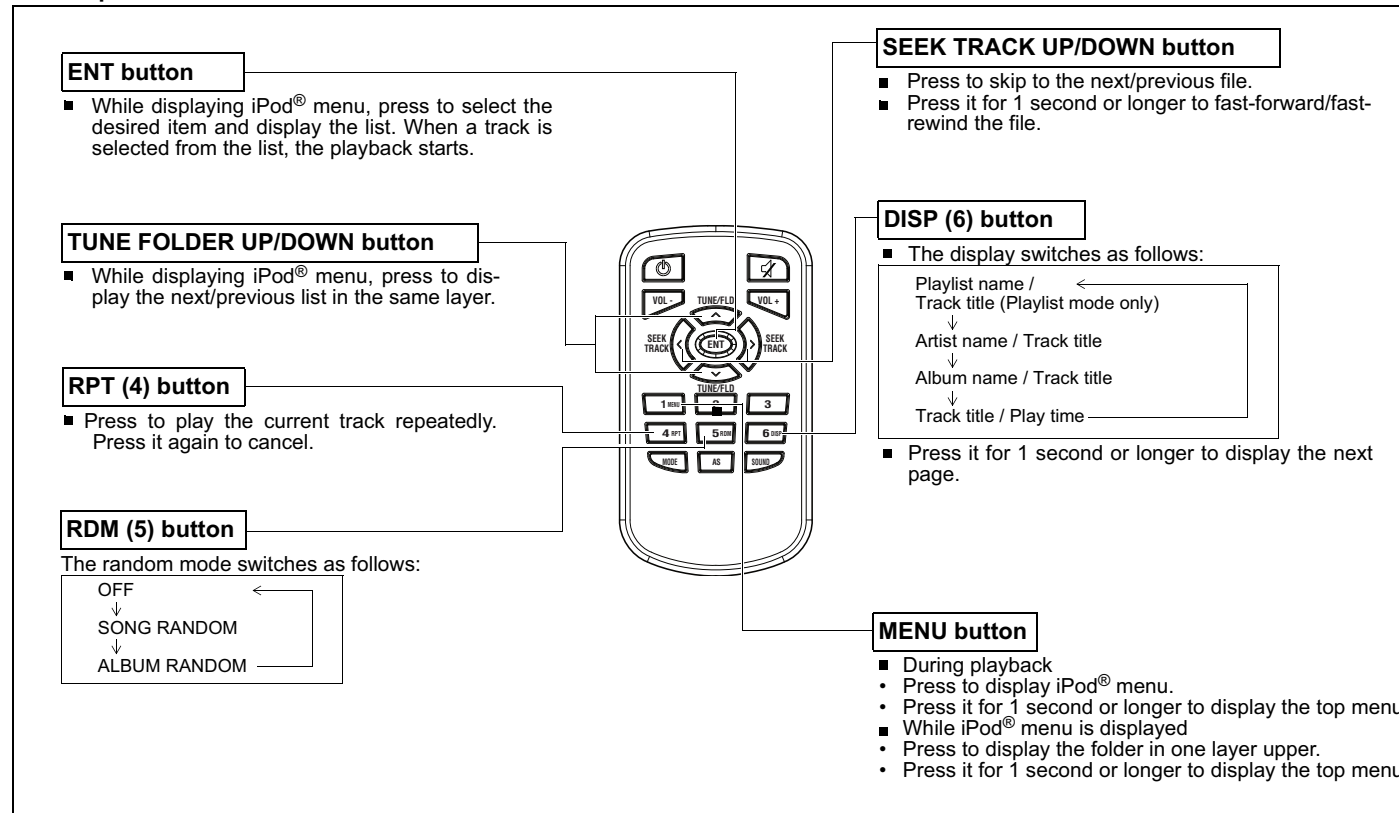
## OTHER CONTROLS AND EQUIPMENT

### USB operations



## OTHER CONTROLS AND EQUIPMENT

### iPod® operations



## OTHER CONTROLS AND EQUIPMENT

### Troubleshooting

When encountered a problem, check and follow the instructions as described below.

If the described suggestions do not solve the problem, it is recommended to take the unit to your authorized MARUTI SUZUKI dealer.

Problem	Possible cause	Possible solution
---------	----------------	-------------------

#### Common

Unable to operate	The security function is on.	When "SECURITY" is displayed, enter the ID. When "HELP" is displayed, contact your authorized MARUTI SUZUKI dealer.
Unable to turn on the power (no sound). (No sound is produced)	Fuse is blown.	Contact your authorized MARUTI SUZUKI dealer.

#### Radio

Much noise	It may not be exactly tuned in to the station.	Tune it in exactly to the station.
Unable to receive by auto tuning	There may be no station emitting signals powerful enough.	Pick up a station by manual tuning.

#### CD

Sound skips or noise produced	The disc is dirty.	Wipe the disc with a soft cloth.
	The disc has a major scratch or is warped.	Replace the disc with the one with no scratch and also not warped.

## OTHER CONTROLS AND EQUIPMENT

Problem	Possible cause	Possible solution
---------	----------------	-------------------

### MP3/WMA/AAC

No playback	The disc contains unsupported formatted data.	Check the file format.
Sound skips or noise produced	Sound skipping may occur when playing VBR (Variable Bit Rate) files.	It is not recommended to play VBR files.

### USB

Playback does not start when the USB device is connected.	There is no supported format file to play on this unit.	Check the file format.
	The current consumption of the USB device exceeds 1.0 A.	Use an USB device with a current consumption lower than 1.0 A.

### Bluetooth®

Pairing failed	The distance between this unit and the Bluetooth® ready device is too far, or a metallic object may be located between the Bluetooth® ready device and this unit.	Change the location of the Bluetooth® ready device.
	The Bluetooth® function of the Bluetooth® ready device is off.	Refer to the manual of the Bluetooth® ready device. (Some devices have the power saving function that automatically activates after a certain time.)
Unable to receive a call.	Your current location may be out of service area.	Drive your vehicle to the service area of the phone.
The voice quality of hands-free is low (Distortion, noise etc.).	Another wireless device may be located near the unit.	Switch off the wireless device or keep it away from the unit.

## OTHER CONTROLS AND EQUIPMENT

### Error Display Messages

Display	Possible cause	Possible solution
---------	----------------	-------------------

#### CD

<b>ERROR 1</b>	The disc cannot be read.	Insert the disc with its label side up. Check the disc if it is not warped or is free of flaws. When ERROR 1 does not disappear even when a normal disc is inserted, contact your dealer.
<b>ERROR 3</b>	The player developed an error of an unidentified cause.	When the CD is in the unit, press the CD eject button to remove the disc. When the disc cannot be ejected, contact your dealer.

#### USB/iPod®

<b>ERROR 1</b>	The USB device is disconnected.	Check the connection of the USB device.
<b>ERROR 2</b>	Impossible to communicate correctly with the USB device.	Unplug the USB device and plug it again. Check the USB device.
<b>ERROR 3</b>	Inoperable due to an unidentified cause.	Unplug the USB device and plug it again. When ERROR 3 does not disappear, contact your dealer.
<b>ERROR 4</b>	The current consumption of the USB device exceeds 1.0 A.	Check the USB device.

## OTHER CONTROLS AND EQUIPMENT

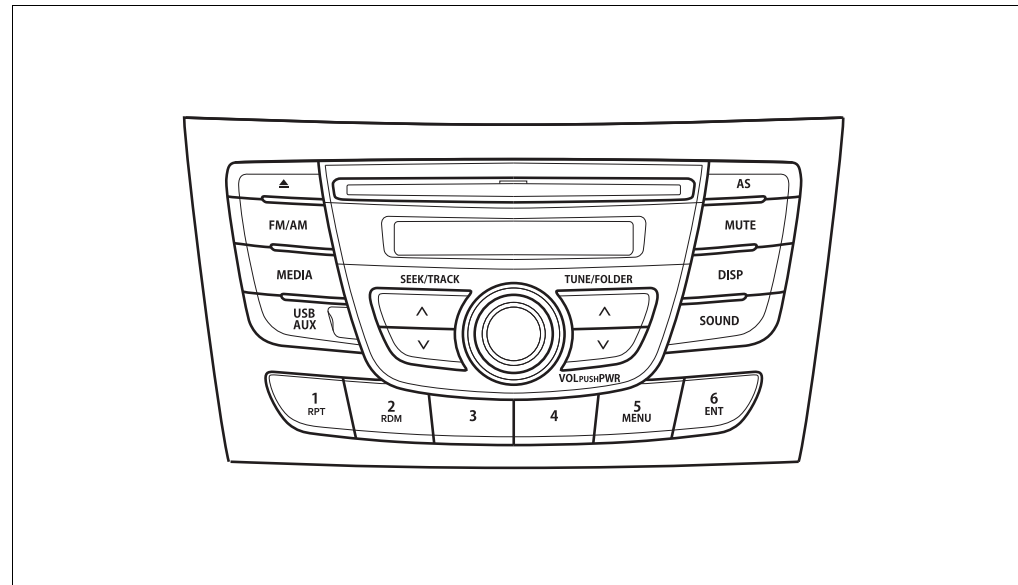
---

Display	Possible cause	Possible solution
---------	----------------	-------------------

### Bluetooth®

<b>ERROR 1</b>	The player developed an error of an unidentified cause.	Disconnect the Bluetooth® ready device and connect it again. When ERROR 1 does not disappear, contact your dealer.
<b>Failed</b>	Failed to establish pairing	Try to establish the pairing again.
<b>Memory Full</b>	Reached the limit for the number of connected device information	Delete information of unnecessary devices and try to establish the pairing again.
<b>Not Avail.</b>	Inoperable during driving	Operate the system after pulling over your vehicle.
<b>Not Linked</b>	Phone is disconnected	Try to establish the pairing again.

**Audio System (Type B) (if equipped)**



**AM/FM CD PLAYER**

## OTHER CONTROLS AND EQUIPMENT

### Safety Information

#### WARNING

If you pay extended attention to operating the audio system or viewing the audio system display while driving, an accident can occur. If you set the sound volume too loud, it could prevent you from being aware of road and traffic conditions.

- Keep your eyes on the road and your mind on the drive. Avoid paying extended attention to operating the audio system or viewing the audio system display.
- Familiarize yourself with the audio system controls and operation of the audio system before driving.
- Preset your favorite radio stations before driving so that you can quickly tune to them using the pre-sets.
- Set the sound volume to a level that will allow you to continue to be aware of road and traffic conditions while driving.

### Notes on Discs

#### Precautions

- When the inside of the vehicle is very cold and the player is used soon after switching on the heater, condensation may form on the disc or the optical parts of the player and proper playback may not be possible. If condensation forms on the disc, wipe it off with a soft cloth. If condensation forms on the optical parts of the player, do not use the player for about one hour. This will allow the condensation to disappear normally.
- Driving on extremely bumpy roads which cause severe vibrations may cause sound to skip.
- This unit uses a precision mechanism. Even in the event that trouble arises, never open the case, disassemble the unit, or lubricate the rotating parts. Please bring the unit to an authorized MARUTI SUZUKI dealer.


### Cautions on Handling



This unit has been designed specifically for playback of compact discs bearing mark (A) shown above.

No other discs can be played.

Removing the disc    Proper way to hold the compact disc

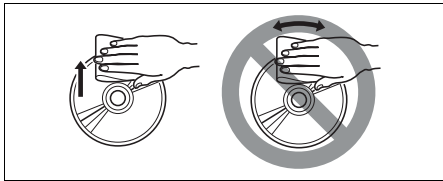


To remove the compact disc from its storage case, press down on the center of the case and lift the disc out, holding it carefully by the edges.

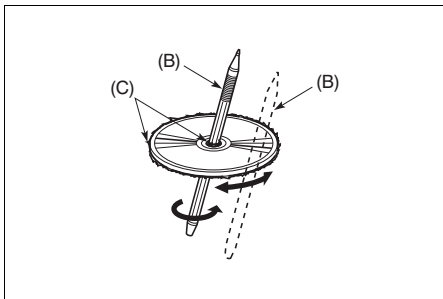
Always handle the compact disc by the edges. Never touch the surface.



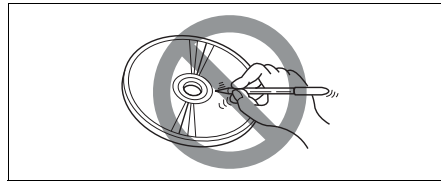
## OTHER CONTROLS AND EQUIPMENT



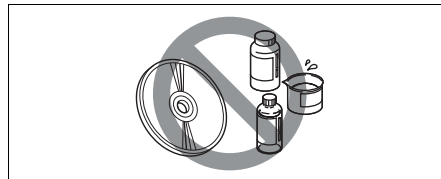
To remove fingermarks and dust, use a soft cloth, and wipe in a straight line from the center of the compact disc to the circumference.




New discs may have some roughness around the edges. The unit may not work or the sound may skip if such discs are used. Use a ball-point pen (B), etc. to remove the roughness (C) from the edges of the disc before inserting it into the unit.



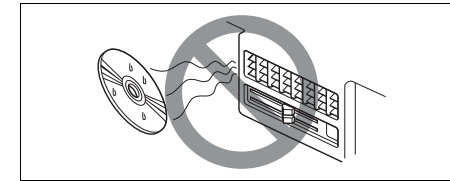
Never stick labels on the surface of the compact disc or write on the surface with a pencil or pen.



Do not use any solvents such as commercially available cleaners, anti-static spray, or thinner to clean compact discs.



Do not use compact discs that have large scratches, are misshaped, or cracked, etc. Use of such discs will cause damage or prevent the system from operating properly.



Do not expose compact discs to direct sunlight or any heat source.

### NOTE:

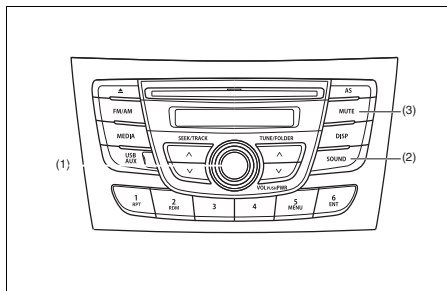
- Do not use commercially available CD protection sheets or discs equipped with stabilizers, etc. These may get caught in the internal mechanism and damage the disc.
- It may be impossible to play CD-R discs with this unit due to the recording conditions.
- CD-RW discs cannot be played with this unit.

### ⚠ WARNING

This is a class I laser product. Use of controls or adjustments or performance of procedures other than those specified herein may result in hazardous radiation exposure. Do not open covers and do not attempt to repair this unit by yourself. Refer servicing to qualified personnel.

## OTHER CONTROLS AND EQUIPMENT

### Basic Operations



- (1) VOL PUSH POWER knob  
(2) SOUND button  
(3) MUTE button

#### Turning power on/off

Press the VOL PUSH POWER knob (1). The unit starts in the function mode it was in when the power was turned off last.

#### Adjusting the volume

Turn the VOL PUSH POWER knob (1). Turning it clockwise increases the volume; turning it counterclockwise decreases the volume.

#### NOTE:

*While driving, adjust the volume to an extent that sound and/or noise coming from outside the vehicle can be heard.*

#### Mute

Press the MUTE button (3) to mute the sound. To cancel the mute, press the MUTE button (3) again.

#### Adjusting bass/treble/balance /fader

- 1) Press the SOUND button (2).

Each time the button is pressed, sound adjustment will change as follows:

```

Preset-EQ (EQ OFF) ←
↓
Bass adjustment (BASS 0)
↓
Treble adjustment (TREBLE 0)
↓
Balance adjustment (BALANCE 0)
↓
Fader adjustment (FADER 0)
↓
AVC adjustment (AVC LEVEL 2) —
    
```

- 2) Turn the VOL PUSH POWER knob (1) to adjust the sound.

#### Adjusting the AVC (Auto volume control)

The Auto Volume Control (AVC) function automatically adjusts (increases/decreases) the sound volume in accordance with vehicle speed. The AVC control is provided with three selectable levels (LEVEL OFF, 1, 2, 3). The range of volume adjustment increases together with the LEVEL number.

- 1) Press the SOUND button (2) until the AVC adjustment mode is selected.
- 2) Turn the VOL PUSH POWER knob (1) to select the desired AVC adjustment level. (Initial setting: LEVEL 2)

#### Preset-EQ

Preset-EQ calls up various sound types in accordance with the listening music type.

- 1) Press the SOUND button (2) several times until "PRESET-EQ" appears.
- 2) Turn the VOL PUSH POWER knob (1) to adjust the sound.

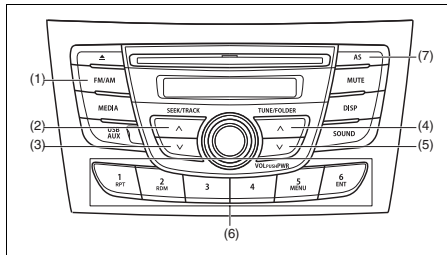
Each time the knob is turned, preset EQ mode will change as follows:

```

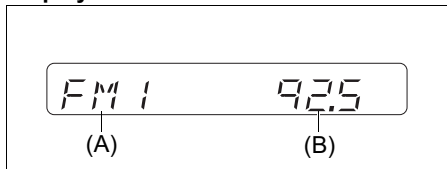
OFF (FLAT) ←
↕
JAZZ
↕
ROCK
↕
POP
↕
CLASSIC
↕
HIP-HOP ←
    
```

## OTHER CONTROLS AND EQUIPMENT

### Listening to the Radio



### Display



- (1) FM/AM button
- (2) SEEK Up button
- (3) SEEK Down button
- (4) TUNE Up button
- (5) TUNE Down button
- (6) Preset buttons ([1] to [6])
- (7) AS button

- (A) Band
- (B) Frequency

### Selecting the reception band

Press the FM/AM button (1).

Each time the button is pressed, the reception band will change as follows:



### Seek tuning

Press the SEEK Up button (2) or the SEEK Down button (3).

The unit stops searching for a station at a frequency where a broadcast station is available.

### Manual tuning

Press the TUNE Up button (4) or the TUNE Down button (5).

The frequency being received is displayed.

### Preset memory

- 1) Select the desired station.
- 2) Hold down a desired button ([1] to [6]) of the Preset buttons (6) to which you want to store the station for 2 seconds or longer.

### Auto store

Hold down the AS button (7) for 2 seconds or longer.

Six stations in good reception will automatically be stored to the Preset buttons (6) in order, starting from a station whose frequency is the lowest.

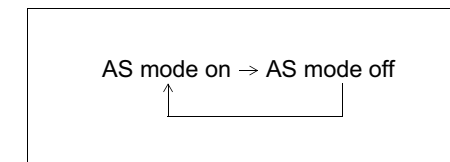
### NOTE:

- Auto store can be released by pressing AS button (7) while auto store is under way.
- When the auto store is performed, the station previously stored in the memory at the position is overwritten.
- When there are fewer than 6 stations that can be stored even if 1 round of auto store operation is performed, no station will be stored at the remaining Preset buttons (6).
- 6 stations can be preset for FM1 and FM2 in common, and 6 stations for AM in auto store mode.

### Auto store mode on/off

Press the AS button (7).

Each time the button is pressed, the mode is switched as follows:

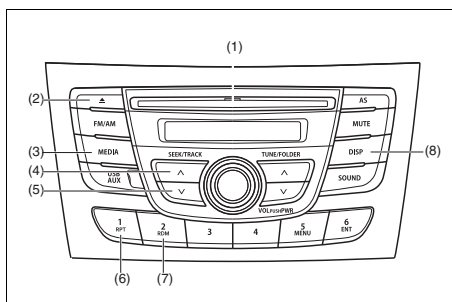


## OTHER CONTROLS AND EQUIPMENT

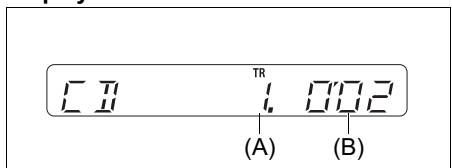
### Radio Reception

Radio reception can be affected by environment, atmospheric conditions, or radio signal's power and distance from the station. Nearby mountains and buildings may interfere or deflect radio reception, causing poor reception. Poor reception or radio static can also be caused by electric current from overhead wires or high voltage power lines.

### Listening to a CD



### Display



- (1) Insertion slot  
(2) Eject button

- (3) MEDIA button  
(4) TRACK Up button  
(5) TRACK Down button  
(6) RPT button  
(7) RDM button  
(8) DISP button

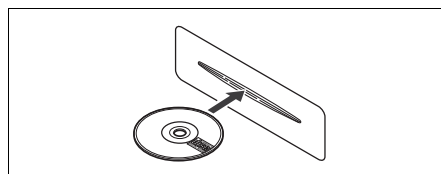
- (A) Track number  
(B) Play time

#### NOTE:

*This product does not support 8 cm CD (sometimes called as "mini single CD", "3-inch CD", "CD3", etc.).*



- CDs or CD-ROMs carrying no mark (A) cannot be used.
- Some discs recorded in CD-R/CD-RW format may sometimes be impossible to use.



- A CD is to be inserted with its label side up.
- When there is a CD already in the unit, it is impossible to insert another CD without ejecting the CD in the unit. Do not use force to insert a CD into the CD insertion slot.

### NOTICE

- **Never insert your finger or hand into the CD insertion slot. Never insert foreign objects.**
- **Never insert a CD with glue coming out from adhesive tape or a rental CD label or with a trace indicating that adhesive tape or a rental CD label has been removed. This may cause the CD not to eject or result in a malfunction.**

### Loading a CD

Insert a CD in the Insertion slot (1). When a CD is loaded, play starts.

### Ejecting a CD

Press the Eject button (2). When the ignition switch is "LOCK" position, the CD remained ejected for around 15 seconds or longer will automatically be drawn inside the unit. (Auto reload function)

The backup eject function:

## OTHER CONTROLS AND EQUIPMENT

This function allows you to eject a CD by pressing the Eject button (2) even when the ignition switch is "LOCK" position.

### NOTICE

**If you forcefully try to push an ejected CD inside the unit before auto reloading, the disc surface might be scratched.**  
**When reloading a CD, remove it from the unit completely before reloading.**

### Listening to a CD

When a CD is inserted, playback will automatically start.

When a CD is already inside the unit, press the MEDIA button (3) to start playback.

### Selecting a track

- Press the TRACK Up button (4) to listen to the next track.
  - Press the TRACK Down button (5) twice to listen to the previous track.
- When the TRACK Down button (5) is pressed once, the track currently being played will start from the beginning again.

### Fast forwarding/Rewinding a track

- Hold down the TRACK Up button (4) to fast forward the track.
- Hold down the TRACK Down button (5) to fast rewind the track.

### Random playback

Press the RDM button (7).

Each time the button is pressed, the mode will change as follows:

OFF → TRACK RANDOM

- TRACK RANDOM  
The random indicator "RDM" will light. The tracks in the loaded disc will be played in random order.

### Repeat playback

Press the RPT button (6).

Each time the button is pressed, the mode will change as follows:

OFF → TRACK REPEAT

- TRACK REPEAT  
The repeat indicator "RPT" will light. The track currently being played will be played repeatedly.

### Display change

Press the DISP button (8).

Each time the button is pressed, display will change as follows:

Play time ←

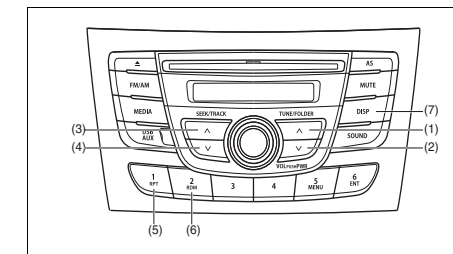
↓  
Disc title

↓  
Track title

### NOTE:

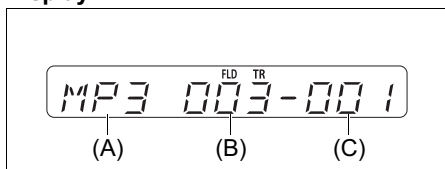
- "NO TITLE" will be displayed when there is no text information in the disc currently being played.
- If text data contains more than 12 characters ">" mark will appear at the right end. Holding down the DISP button (8) for 1 second or longer can display the next page.

### Listening to an MP3/WMA/AAC Disc



## OTHER CONTROLS AND EQUIPMENT

### Display



- (1) FOLDER Up button
- (2) FOLDER Down button
- (3) TRACK Up button
- (4) TRACK Down button
- (5) RPT button
- (6) RDM button
- (7) DISP button

- (A) DISC type
- (B) Folder number
- (C) Track number

### Selecting a folder

- Press the FOLDER Up button (1) to jump to the next folder.
- Press the FOLDER Down button (2) to jump to the previous folder.

### Selecting a track

- Press the TRACK Up button (3) to listen to the next track.
- Press the TRACK Down button (4) twice to listen to the previous track.  
When the TRACK Down button (4) is pressed once, the track currently being played will start from the beginning again.

### Fast forwarding/Rewinding a track

- Hold down the TRACK Up button (3) to fast forward the track.
- Hold down the TRACK Down button (4) to fast rewind the track.

### Random playback

Press the RDM button (6).

Each time the button is pressed, the mode will change as follows:

OFF → FOLDER RANDOM → ALL RANDOM

- FOLDER RANDOM  
The random indicator "F.RDM" will light. The tracks in the current folder will be played in random order.
- ALL RANDOM  
The random indicator "RDM" will light. The tracks in the loaded disc will be played in random order.

### Repeat playback

Press the RPT button (5).

Each time the button is pressed, the mode will change as follows:

OFF → FILE REPEAT → FOLDER REPEAT

### FILE REPEAT

The repeat indicator "RPT" will light. The track currently being played will be played repeatedly.

### FOLDER REPEAT

The repeat indicator "F.RPT" will light. All tracks in the currently selected folder will be played repeatedly.

### Display change

Press the DISP button (7).

Each time the button is pressed, display will change as follows:

Folder No., Track No. ←  
↓  
Play time  
↓  
Folder name  
↓  
File name  
↓  
Album name (MP3, AAC only)  
↓  
Track title \_\_\_\_\_  
↓

### NOTE:

- "NO TITLE" will be displayed when there is no text information in the disc currently being played.
- If text data contains more than 16 characters ">" mark will appear at the right end. Holding down the DISP button (7) for 1 second or longer can display the next page.

### Notes on MP3/WMA/AAC

#### What is MP3?

- MP3 (MPEG audio layer3) is an audio compression format that has become the standard format among PC users. Its merit is that the original audio data is compressed to approximately 1/10 and high sound quality is maintained. This means that it is possible to store the data of approximately 10 music CDs on a single CD-R/RW disc, which in turn makes it possible to play music for a long time without having to change the disc.

#### What is WMA?

- An abbreviation of "Windows Media Audio," WMA is an audio compression format developed by Microsoft.
- WMA files for which the DRM (Digital Rights Management) function is ON cannot be played.
- Windows Media™ and the Windows® logo are trademarks or registered trademarks of Microsoft Corporation in the United States and other countries.

#### What is AAC?

- An abbreviation of "Advanced Audio Coding," AAC is an audio compression format used by MPEG2 and MPEG4.

### Points to remember when making MP3/WMA/AAC files

#### Common

- High bit rate and high sampling frequency are recommended for high quality sounds.
- Selecting VBR (Variable Bit Rate) is not recommended. Selecting VBR may cause display of incorrect playing time and jumpiness of playback.
- Playback sound quality varies depending on the encoding environment. For details, refer to the user manual of the encoding software and the writing software in use.

#### NOTICE

**Never assign the ".mp3", ".wma", or ".m4a" file name extension to a file if it is not in the MP3/WMA/AAC format file. Failure to observe this may result in damage to the speaker due to noise production.**

### Recording MP3/WMA/AAC files on a CD media

- It is recommended not to write both CD-DA files and MP3/WMA/AAC files on a disc.
- If both CD-DA files and MP3/WMA/AAC files are on the same disc, tracks may not be played in the correct order or some tracks may not be played at all.

- When storing both MP3 data and WMA data on the same disc, sort and place them in different folders.
- Do not write files other than MP3/WMA/AAC files and unnecessary folders on a disc.
- MP3/WMA/AAC files should be named to meet the standards and the file system specifications as shown below.
- The file extension ".mp3", ".wma" or ".m4a" should be assigned to files based on their format independently.
- You may encounter a trouble in playing MP3/WMA/AAC files or displaying information of MP3/WMA/AAC files depending on the writing software or CD recorder in use.
- This unit does not have a play list function.
- It is recommended to write discs in Disc-at-Once mode even though Multi-session mode is supported.

### Compression formats

#### MP3

- Bit rate:
  - MPEG1 Audio Layer III: 32 k - 320 kbps
  - MPEG2 Audio Layer III: 8 k - 160 kbps
  - MPEG2.5 Audio Layer III: 8 k - 160 kbps
- Sampling frequency:
  - MPEG1 Audio Layer III: 32 k/44.1 k/48 kHz
  - MPEG2 Audio Layer III: 16 k/22.05 k/24 kHz
  - MPEG2.5 Audio Layer III: 8 k/11.025 k/12 kHz

## OTHER CONTROLS AND EQUIPMENT

WMA (Ver. 7, Ver. 8, Ver. 9\*)

- Bit rate: CBR 32 k - 320 kbps
- Sampling frequency: 32 k/44.1 k/48 kHz
- \* WMA 9 Professional/LossLess/Voice are not supported.

AAC\*

- Bit rate: ABR 16 k - 320 kbps
- Sampling frequency: 32 k/44.1 k/48 kHz
- \* Apple Lossless is not supported.

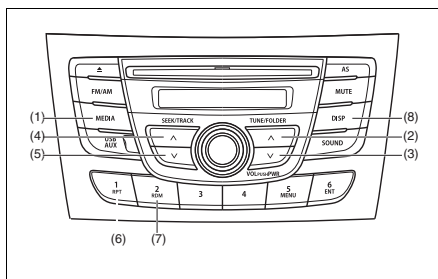
### Supported file systems

ISO 9660 Level 1/Level 2, Joliet, Romeo

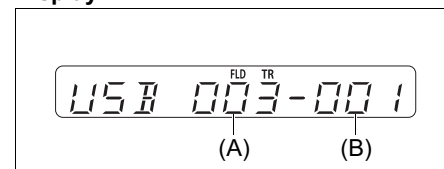
### Maximum number of files/folders

- Maximum number of files: 512
- Maximum number of files in a folder: 255
- Maximum depth of tree structure: 8
- Maximum number of folders: 255  
(Root folder is included.)

### Listening to files stored in a USB device



### Display



- (1) MEDIA button
- (2) FOLDER Up button
- (3) FOLDER Down button
- (4) TRACK Up button
- (5) TRACK Down button
- (6) RPT button
- (7) RDM button
- (8) DISP button

- (A) Folder number  
(B) Track number

### NOTICE

**Do not connect any USB device other than a USB memory or a USB audio player. Do not connect multiple USB devices to the USB connector using a USB hub, etc. Supplying power to multiple USB devices from the connector could cause overheating and smoking.**

### Selecting a USB device mode

Press the MEDIA button (1).

Each time the button is pressed, the mode will change as follows:

DISK (if inserted CD) ←  
↓  
USB (iPod®) (if connected)  
↓  
AUX (if connected)

### Selecting a folder

- Press the FOLDER Up button (2) to jump to the next folder.
- Press the FOLDER Down button (3) to jump to the previous folder.

### Selecting a track

- Press the TRACK Up button (4) to listen to the next track.
  - Press the TRACK Down button (5) twice to listen to the previous track.
- When the TRACK Down button (5) is pressed once, the track currently being played will start from the beginning again.

### Fast forwarding/Rewinding a track

- Hold down the TRACK Up button (4) to fast forward the track.
- Hold down the TRACK Down button (5) to fast rewind the track.

### Random playback

Press the RDM button (7).

Each time the button is pressed, the mode will change as follows:



## OTHER CONTROLS AND EQUIPMENT

OFF → FOLDER RANDOM → ALL RANDOM

- **FOLDER RANDOM**  
The random indicator "F.RDM" will light. The tracks in the currently selected folder will be played in random order.
- **ALL RANDOM**  
The random indicator "RDM" will light. The tracks in the connected USB device will be played in random order.

### Repeat playback

Press the RPT button (6).

Each time the button is pressed, the mode will change as follows:

OFF → FILE REPEAT → FOLDER REPEAT

- **FILE REPEAT**  
The repeat indicator "RPT" will light. The track currently being played will be played repeatedly.
- **FOLDER REPEAT**  
The repeat indicator "F.RPT" will light. All the tracks in the folder currently selected will be played repeatedly.

### Display change

Press the DISP button (8).

Each time the button is pressed, display will change as follows:

Play time ←  
↓  
Folder name  
↓  
File name  
↓  
Album name (MP3, AAC only)  
↓  
Track title  
↓  
Artist name

### NOTE:

- "NO TITLE" will be displayed when there is no text information in the disc currently being played.
- If text data contains more than 12 characters ">" mark will appear at the right end. Holding down the DISP button (8) for 1 second or longer can display the next page.

### Notes on USB device

#### Compatible USB devices

- USB Mass Storage Class  
For details as to whether your USB memory/USB Audio is compatible with USB Mass Storage Class, please contact the USB memory/USB Audio manufacturer.
- USB Standard Compatibility 1.1/2.0 Full Speed
- File System FAT12/16/32, VFAT
- Maximum current less than 1.0 A

#### USB device connection

- When connecting a USB device, make sure that the connector is pushed all the way into the port.
- Do not leave the USB device for long periods of time in places inside the vehicle where the temperature can rise too high.
- Back up any important data beforehand. We cannot accept responsibility for any lost data.
- It is recommended not to connect a USB device that contains data files other than MP3/WMA/AAC format.

#### Recording MP3/WMA/AAC files on a USB device

- Playback or display may not be possible depending on the type of USB device in use or the condition of the recording.
- Depending on the connected USB memory, the files may be played in different order from the order that the files were stored.

## OTHER CONTROLS AND EQUIPMENT

### Compression formats

#### MP3

- Bit rate:
  - MPEG1 Audio Layer III: 32 k - 320 kbps
  - MPEG2 Audio Layer III: 8 k - 160 kbps
  - MPEG2.5 Audio Layer III: 8 k - 160 kbps
- Sampling frequency:
  - MPEG1 Audio Layer III: 32 k/44.1 k/48 kHz
  - MPEG2 Audio Layer III: 16 k/22.05 k/24 kHz
  - MPEG2.5 Audio Layer III: 8 k/11.025 k/12 kHz

#### WMA (Ver. 7, Ver. 8, Ver. 9\*)

- Bit rate: CBR 32 k - 320 kbps
- Sampling frequency: 32 k/44.1 k/48 kHz
- WMA 9 Professional/LossLess/Voice are not supported.

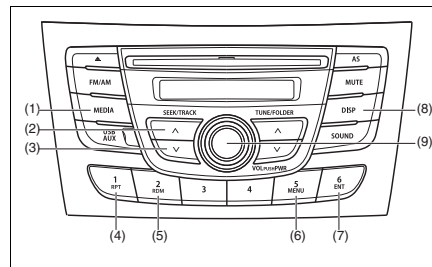
#### AAC\*

- Bit rate: ABR 16 k - 320 kbps
- Sampling frequency: 32 k/44.1 k/48 kHz
- \* Apple Lossless is not supported.

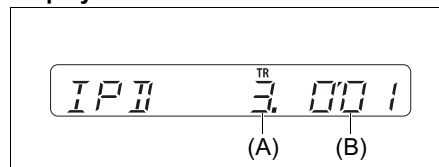
### Maximum number of files/folders

- Maximum number of files: 2500
- Maximum number of files in a folder: 255
- Maximum depth of tree structure: 8
- Maximum number of folders: 255  
(Root folder is included.)

### Listening to an iPod®



### Display



- (1) MEDIA button
- (2) TRACK Up button
- (3) TRACK Down button
- (4) RPT button
- (5) RDM button
- (6) MENU button
- (7) ENT button
- (8) DISP button
- (9) VOL PUSH POWER knob

- (A) Track number
- (B) Play time

### Selecting an iPod® mode

Press the MEDIA button (1).

Each time the button is pressed, the mode will change as follows:

DISK (if inserted CD) ←  
 ↓  
 USB (iPod®) (if connected)  
 ↓  
 AUX (if connected) →

### Selecting a track

- Press the TRACK Up button (2) to listen to the next track.
- Press the TRACK Down button (3) twice to listen to the previous track.  
 When the TRACK Down button (3) is pressed once, the track currently being played will start from the beginning again.

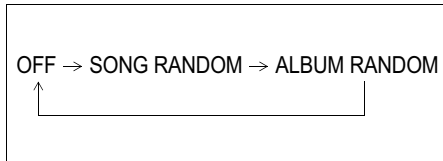
### Fast forwarding/Rewinding a track

- Hold down the TRACK Up button (2) to fast forward the track.
- Hold down the TRACK Down button (3) to fast rewind the track.

## OTHER CONTROLS AND EQUIPMENT

### Random playback

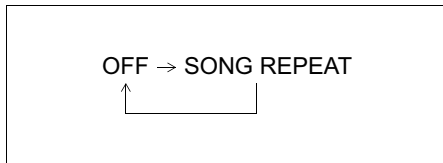
Press the RDM button (5).  
Each time the button is pressed, the mode will change as follows:



- **SONG RANDOM**  
The random indicator "RDM" will light.  
The tracks in the iPod® will be played in random order.
- **ALBUM RANDOM**  
The random indicator "F.RDM" will light.  
The albums in the iPod® will be played in random order.

### Repeat playback


Press the RPT button (4).  
Each time the button is pressed, the mode will change as follows:



- **SONG REPEAT**  
The repeat indicator "RPT" will light.  
The track currently being played will be played repeatedly.

### Display change

Press the DISP button (8).  
Each time the button is pressed, display will change as follows:

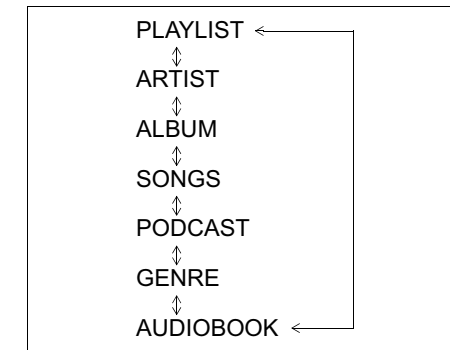


#### NOTE:

If text data contains more than 12 characters ">" mark will appear at the right end.  
Holding down the DISP button (8) for 1 second or longer can display the next page.

### Playing Mode selection

- 1) Press the MENU button (6) for 1 second or longer.
- 2) Turn the VOL PUSH POWER knob (9).  
Each time the knob is turned, the mode will change as follows:



- 3) Press the ENT button (7) to select the desired mode.

#### NOTE:

- When the MENU button (6) is pressed, the previous mode will be displayed.

## OTHER CONTROLS AND EQUIPMENT

### Notes on iPod®

#### Supported iPod®

- iPod® touch (5th generation)
- iPod® touch (4th generation)
- iPod® touch (3rd generation)
- iPod® touch (2nd generation)
- iPod® touch (1st generation)
- iPod® classic
- iPod® nano (7th generation)
- iPod® nano (6th generation)
- iPod® nano (5th generation)
- iPod® nano (4th generation)
- iPod® nano (3rd generation)
- iPod® nano (2nd generation)
- iPod® nano (1st generation)
- iPod® (5th generation)
- iPhone® 5S
- iPhone® 5
- iPhone® 4S
- iPhone® 4
- iPhone® 3GS
- iPhone® 3G
- iPhone®

\* Some functions may not be available depending on the model of iPod®.

\* iPod® is a trademark of Apple Inc., registered in the U.S. and other countries.

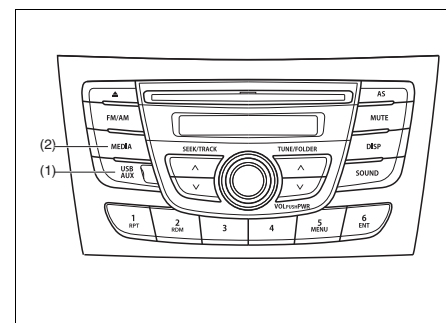
\* iPhone® is a trademark of Apple Inc., registered in the U.S. and other countries.

\* Apple is not responsible for the operation of this device or its compliance with safety and regulatory standards.

### iPod® connection

- Make sure to detach the iPod® after pressing the engine switch to change the ignition mode to LOCK. The iPod® may not be shut down when it is being connected and may result in battery depletion.
- Please do not connect iPod® accessories such as an iPod® remote control or headphones while connecting the iPod® with the unit. The unit may not operate correctly.

### AUX Function



- (1) AUX/USB socket  
(2) MEDIA button

### AUX connection

To listen to auxiliary audio sources (sold separately) through the unit, follow the instruction below.

- 1) Connect the auxiliary audio source to the AUX/USB socket (1) with an AUX cable.
- 2) Press the MEDIA button (2). Each time the button is pressed, the mode will change as follows:

DISK (if inserted CD) ←  
↓  
USB (iPod®) (if connected)  
↓  
AUX (if connected) →

### CAUTION

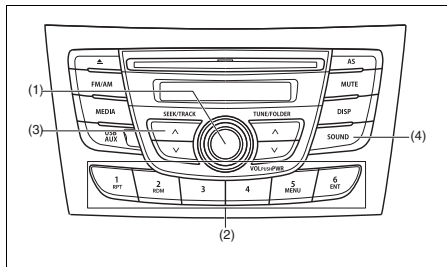
- Before connection, mute the unit, and also keep the volume of the auxiliary audio source within a range that will not cause distortion.
- When the audio source is turned off, noise may be emitted. Be sure to turn off the unit or switch to another mode before turning off the audio source.

## OTHER CONTROLS AND EQUIPMENT

### NOTE:

- Please consult your place of purchase for details about whether a given auxiliary audio source can be connected and the proper auxiliary cord to use.
- The volume and tone controls of the auxiliary audio source can be adjusted on the unit.
- In AUX mode, the volume setting is different from another mode.

### Anti-Theft Feature



- (1) VOL PUSH POWER knob
- (2) Preset buttons ([1] to [6])
- (3) TRACK Up button
- (4) SOUND button

The anti-theft function is intended to discourage thefts, such as that the audio system becomes inoperable when it is installed on other vehicles.

This function works by entering a Personal Identification Number (PIN). When the unit is disconnected from its power source, such as when the audio system is removed or the battery is disconnected, the unit will become inoperable until the PIN is reentered.

### Setting the Anti-Theft Function

- 1) Press the VOL PUSH POWER knob (1) to power off.
- 2) Hold down the buttons numbered [1] and [6] of the Preset buttons (2) and press the VOL PUSH POWER knob (1).  
"SECURITY" will be displayed.
- 3) Press the TRACK Up button (3) and the button numbered [1] of the Preset buttons (2) simultaneously.
- 4) Enter a 4-digit number to be registered as PIN using the buttons numbered [1] - [4] of the Preset buttons (2).
- 5) Press the SOUND button (4) for 1 second or longer to set the anti-theft function.

### NOTE:

Take a note of the registered PIN and keep it for the future use.

### Canceling the anti-theft feature

To cancel the anti-theft function, delete the registered PIN.

- 1) Press the VOL PUSH POWER knob (1) to power off.
- 2) Hold down the buttons numbered [1] and [6] of the Preset buttons (2) and press the VOL PUSH POWER knob (1).  
"PIN ENTRY" will be displayed.
- 3) Press the TRACK Up button (3) and the button numbered [1] of the Preset buttons (2) simultaneously.
- 4) Enter a 4-digit number to be registered as PIN using the buttons numbered [1] - [4] of the Preset buttons (2).
- 5) Press the SOUND button (4) for 1 second or longer to delete the registered PIN. The indication "----" will be displayed and the anti-theft function will be canceled.

### NOTE:

To change your PIN, first delete your current PIN, then set a new one.

## OTHER CONTROLS AND EQUIPMENT

### Confirming the Personal Identification Number (PIN)

When the main power source is disconnected such as when the battery is replaced, etc, it is required to enter the PIN to make the unit operable again.

- 1) Set the ignition switch to the "ACC" position.  
"SECURITY" will be displayed.
- 2) Press the TRACK Up button (3) and the button numbered [1] of the Preset buttons (2) simultaneously.
- 3) Enter a 4-digit number to be registered as PIN using the buttons numbered [1] - [4] of the Preset buttons (2).
- 4) Press the SOUND button (4) for 1 second or longer.

When the PIN same as registered is entered, the power of the audio system will be turned off automatically and it will become operable again.

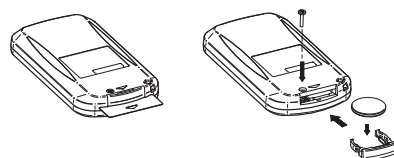
#### NOTE:

*If an incorrect PIN is entered, "ERROR" and the total number of incorrect entry attempts will be displayed.*

*If an incorrect PIN is entered 10 times, "HELP" will be displayed and the audio system will become inoperable.*

### Battery Installation

Install a lithium battery (CR2025) with the poles facing the correct direction.



### Battery replacement timing

- When battery power is depleted, the button may not be operable. If the remote controller does not operate, replace the battery and check the operation.

### Caution on battery

- Be sure to follow the instructions to prevent battery leakage, over-heating, ignition or explosion.

### ⚠ WARNING

- **Do not expose the battery to flame. Do not short circuit, disassemble, or heat the battery.**
- **Do not charge the battery.**
- **Use the specified type battery.**
- **Keep the button-shaped battery away from children to prevent accidental swallowing.**

**If the battery is swallowed, contact a doctor immediately.**

### ⚠ CAUTION

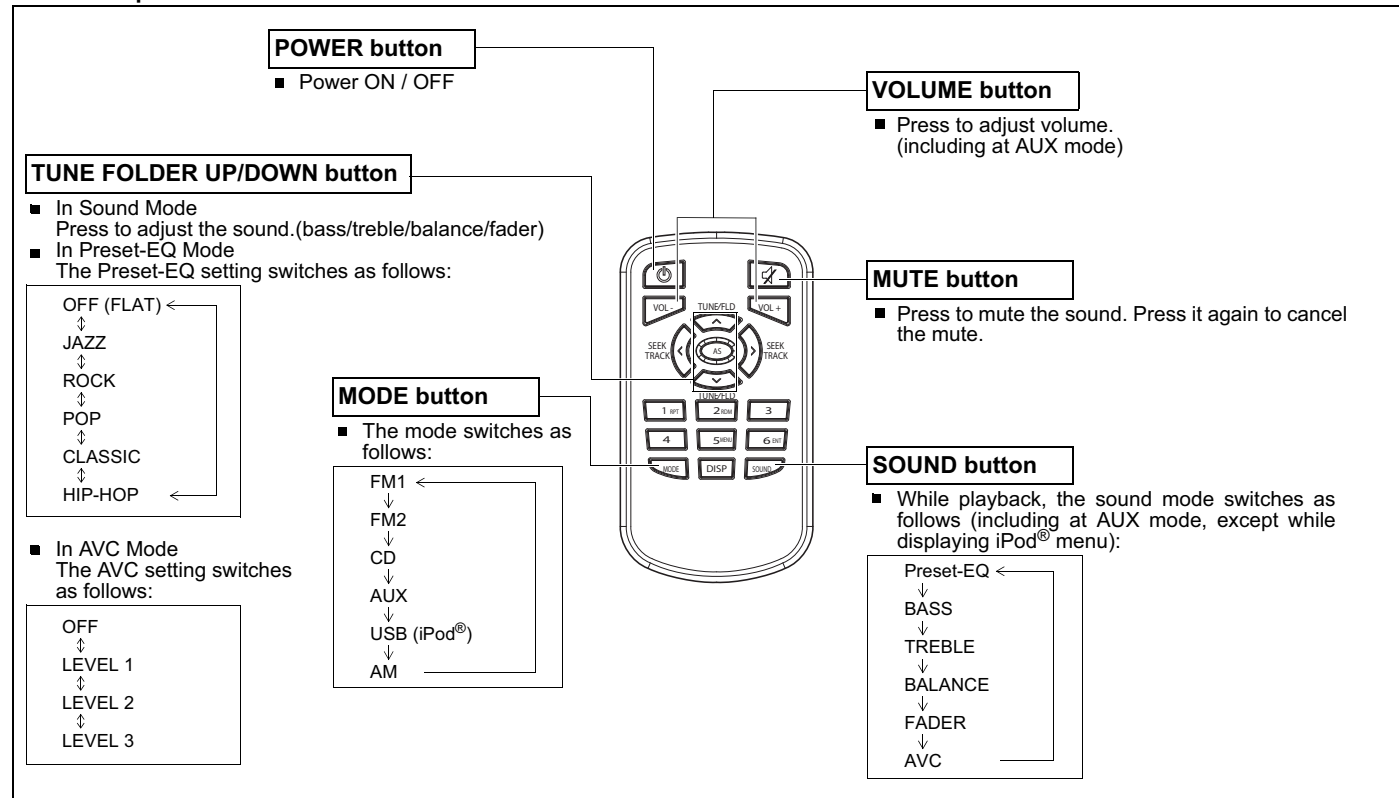
- **Install the battery with the poles facing the correct direction.**
- **When not in use for a long period of time, or if the battery is dead, remove the battery from the remote controller.**

If battery leakage has occurred, wipe the container first then install a new battery. If the battery solution contacts the skin, wash off with water completely.

### Caution on Remote Controller

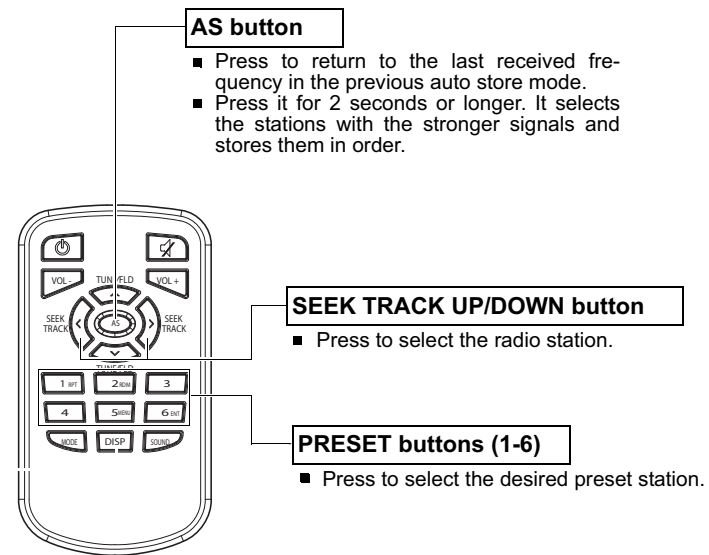
- Do not leave the remote controller in an area exposed to direct sunlight, such as on the dashboard or steering wheel. The remote controller may deform because of the heat, (Be especially careful of the dashboard exposed to direct sunlight in the summer, as it will become extremely hot).
- When the vehicle is parked in an area exposed to direct sunlight, Ensure the remote controller is placed in an area not exposed to direct sunlight. For example: Glove box.  
Under direct sunlight, signal reception from the remote controller weakens. If this happens, hold the remote controller close to the signal receptor on the front panel.

### Remote Controller Common operations



## OTHER CONTROLS AND EQUIPMENT

### Radio operations

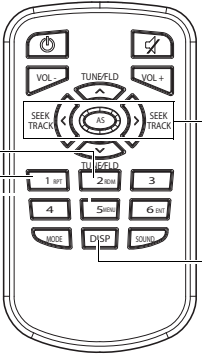


**NOTE:**

*When there are fewer than 6 stations that can be stored even if 1 round of auto store operation is performed, no station will be stored at the remaining preset buttons.*



### CD operations



**RDM (2) button**

- Press to play the current track randomly. Press it again to cancel.

**RPT (1) button**

- Press to plays the current track repeatedly. Press it again to cancel.

**SEEK TRACK UP/DOWN button**

- Press to skip to the next/previous track.
- Press it for 1 second or longer to fast-forward/fast-rewind the track.

**DISP button**

- The display switches as follows:

Play time < \_\_\_\_\_

↓

Disc title

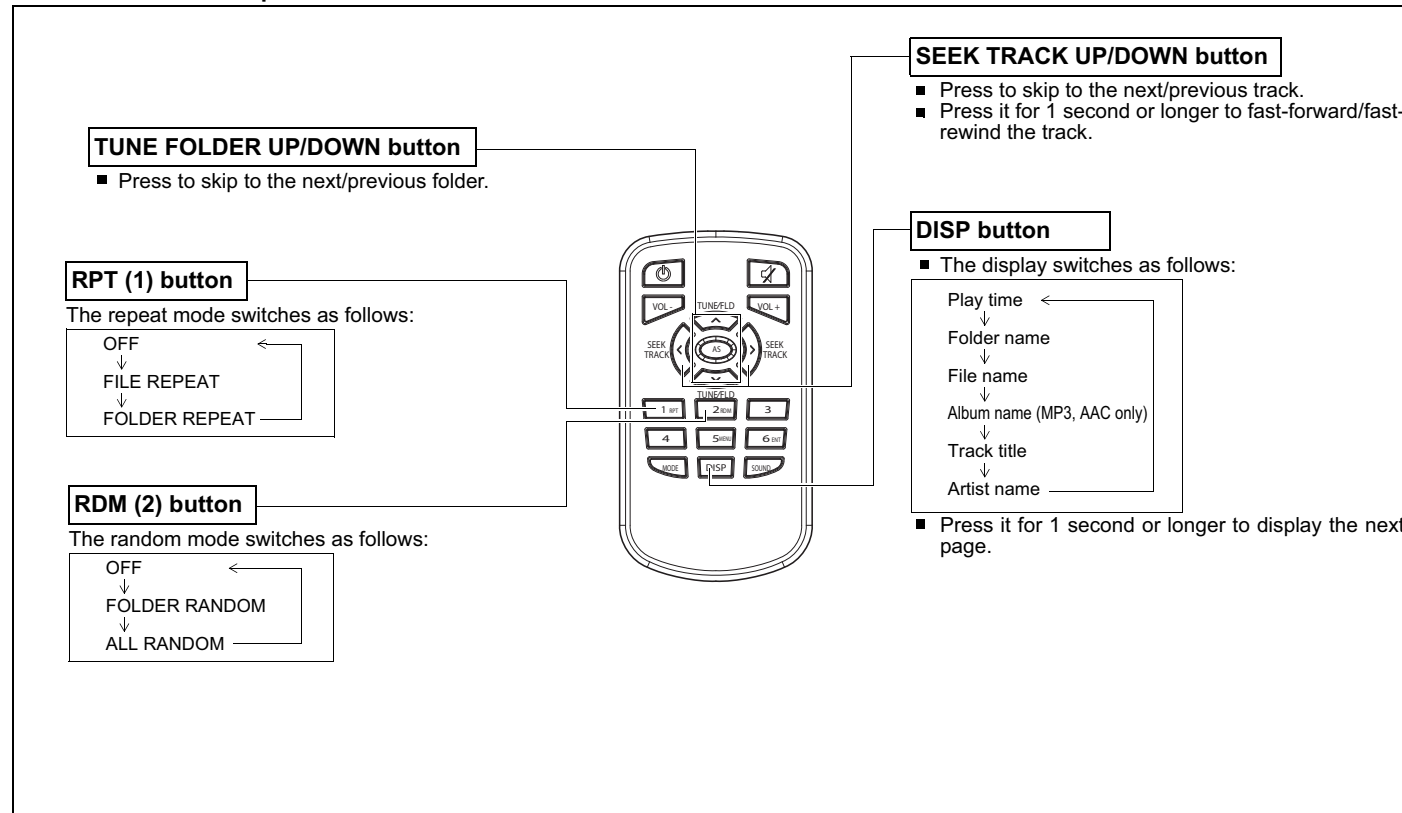
↓

Track title \_\_\_\_\_

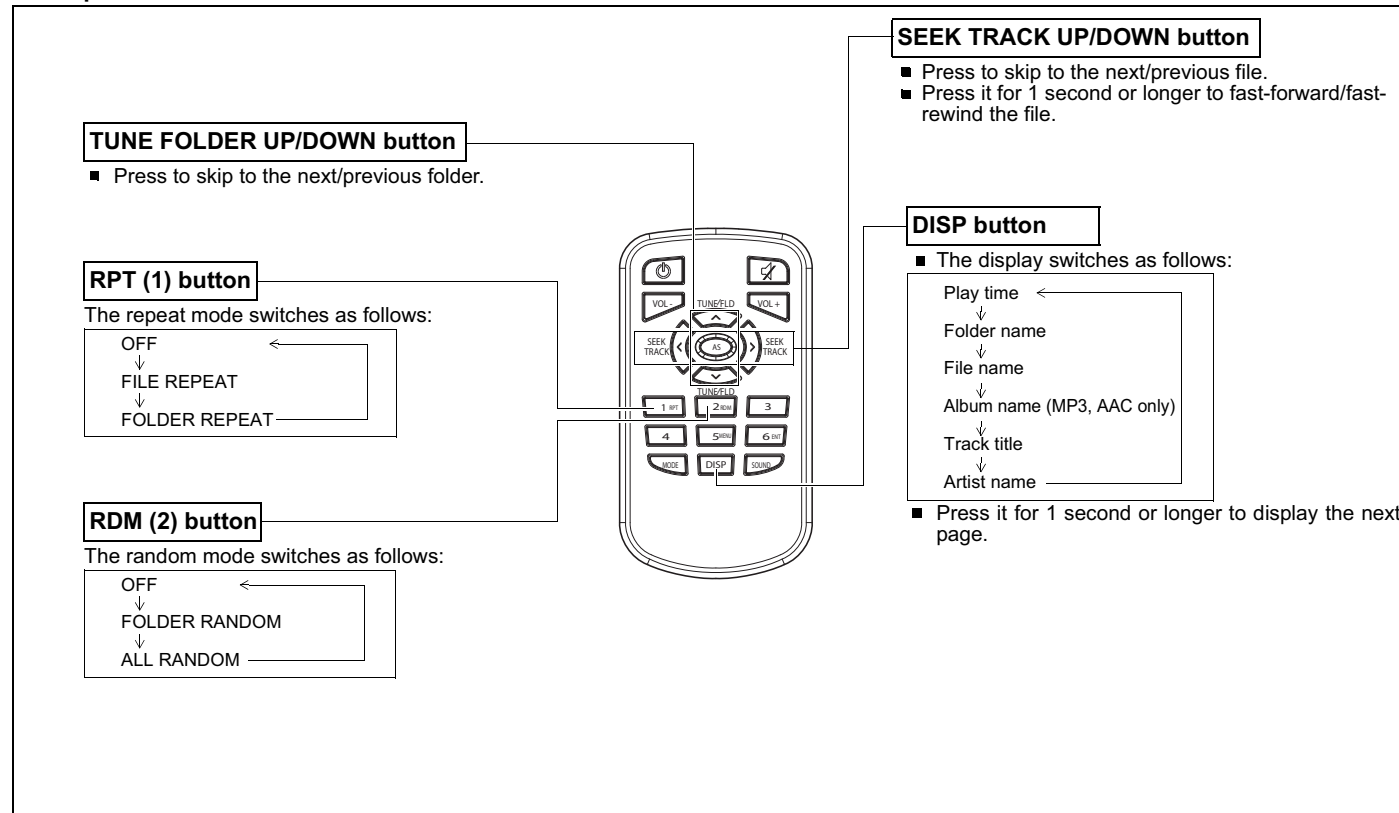
- Press it for 1 second or longer to display the next page.

## OTHER CONTROLS AND EQUIPMENT

### MP3/WMA/AAC Disc operations

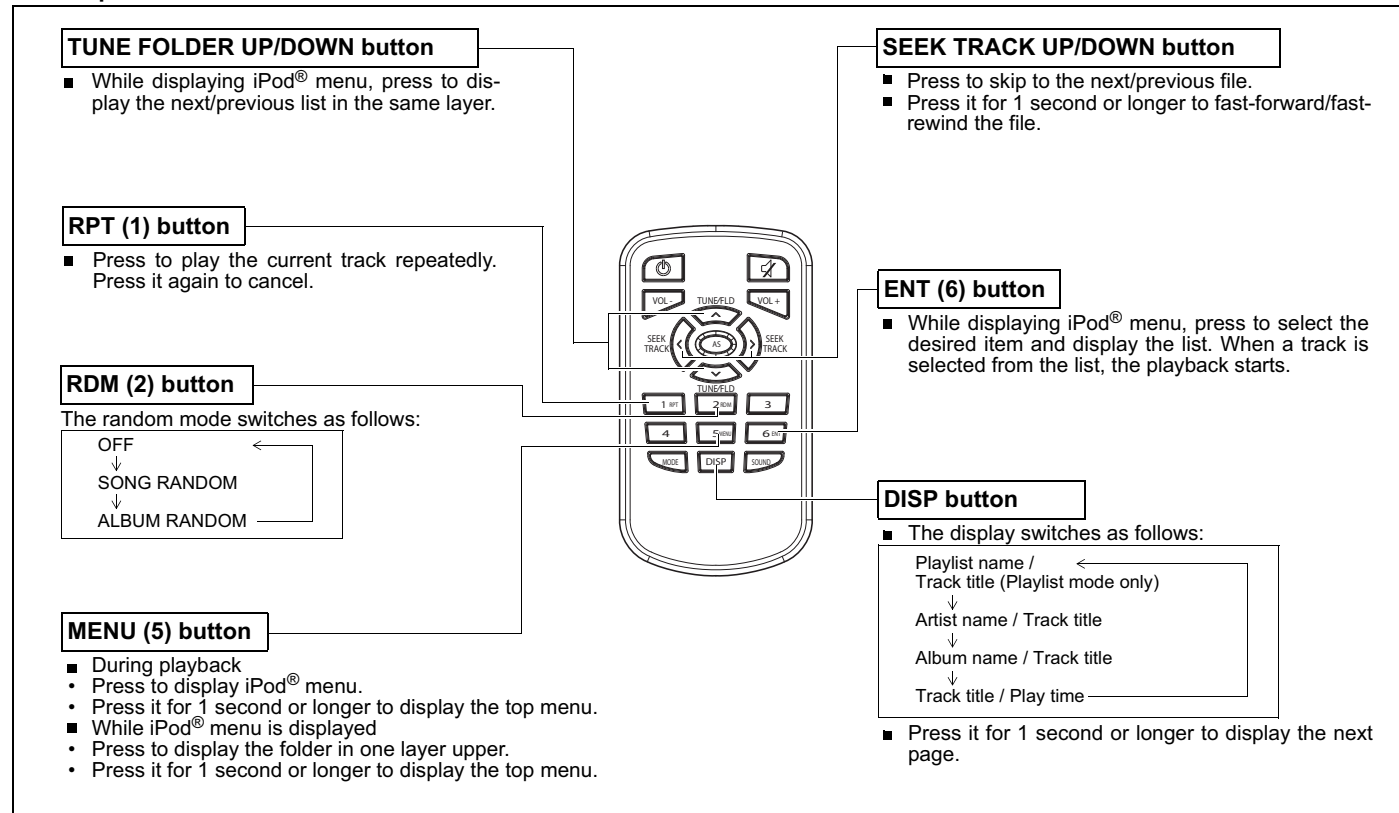


### USB operations



## OTHER CONTROLS AND EQUIPMENT

### iPod® operations



## OTHER CONTROLS AND EQUIPMENT

### Troubleshooting

When encountered a problem, check and follow the instructions as described below.

If the described suggestions do not solve the problem, it is recommended to take the unit to your authorized MARUTI SUZUKI dealer.

Problem	Possible cause	Possible solution
---------	----------------	-------------------

#### Common

Unable to operate	The security function is on.	When "SECURITY" is displayed, enter the ID. When "HELP" is displayed, contact your authorized MARUTI SUZUKI dealer.
Unable to turn on the power (no sound). (No sound is produced)	Fuse is blown.	Contact your authorized MARUTI SUZUKI dealer.

#### Radio

Much noise	It may not be exactly tuned in to the station.	Tune it in exactly to the station.
Unable to receive by auto tuning	There may be no station emitting signals powerful enough.	Pick up a station by manual tuning.

#### CD

Sound skips or noise produced	The disc is dirty.	Wipe the disc with a soft cloth.
	The disc has a major scratch or is warped.	Replace the disc with the one with no scratch and also not warped.

## OTHER CONTROLS AND EQUIPMENT

Problem	Possible cause	Possible solution
---------	----------------	-------------------

### MP3/WMA/AAC

No playback	The disc contains unsupported formatted data.	Check the file format.
Sound skips or noise produced	Sound skipping may occur when playing VBR (Variable Bit Rate) files.	It is not recommended to play VBR files.

### USB

Playback does not start when the USB device is connected.	There is no supported format file to play on this unit.	Check the file format.
	The current consumption of the USB device exceeds 1.0 A.	Use an USB device with a current consumption lower than 1.0 A.

### Error Display Messages

Display	Possible cause	Possible solution
---------	----------------	-------------------

### CD

<b>ERROR 1</b>	The disc cannot be read.	Insert the disc with its label side up. Check the disc if it is not warped or is free of flaws. When ERROR 1 does not disappear even when a normal disc is inserted, contact your dealer.
<b>ERROR 3</b>	The player developed an error of an unidentified cause.	When the CD is in the unit, press the CD eject button to remove the disc. When the disc cannot be ejected, contact your dealer.

### USB/iPod®

<b>ERROR 1</b>	The USB device is disconnected.	Check the connection of the USB device.
----------------	---------------------------------	---

## OTHER CONTROLS AND EQUIPMENT

Display	Possible cause	Possible solution
<b>ERROR 2</b>	Impossible to communicate correctly with the USB device.	Unplug the USB device and plug it again. Check the USB device.
<b>ERROR 3</b>	Inoperable due to an unidentified cause.	Unplug the USB device and plug it again. When ERROR 3 does not disappear, contact your dealer.
<b>ERROR 4</b>	The current consumption of the USB device exceeds 1.0 A.	Check the USB device.





## VEHICLE LOADING AND TOWING

### Vehicle Loading

Your vehicle was designed for specific weight capacities. The weight capacities of your vehicle are indicated by the Gross Vehicle Weight Rating (GVWR) and the Permissible maximum Axle Weight (PAW, front and rear). The GVWR and PAW (front and rear) are listed in the "SPECIFICATIONS" section.

GVWR – Maximum permissible overall weight of the fully loaded vehicle (including all the occupants, accessories and cargo plus the trailer nose weight if towing a trailer).

PAW – (Front and Rear) Maximum permissible weight on an individual axle.

Actual weight of the loaded vehicle and actual loads at the front and rear axles can only be determined by weighing the vehicle. Compare these weights to the GVWR and PAW (front and rear). If the gross vehicle weight or the load on either axle exceeds these ratings, you must remove enough weight to bring the load down to the rated capacity.

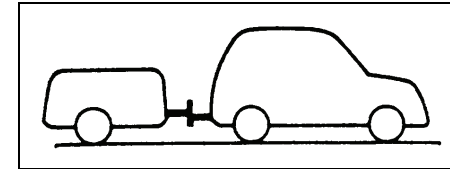
#### ⚠ WARNING

**Never overload your vehicle. The gross vehicle weight (sum of the weights of the vehicle, all the occupants, accessories, cargo plus trailer nose weight if towing a trailer) must never exceed the Gross Vehicle Weight Rating (GVWR). In addition, never distribute a load so that the weight on either the front or rear axle exceeds the Permissible maximum Axle Weight (PAW).**

#### ⚠ WARNING

**Always distribute cargo evenly. To avoid personal injury or damage to your vehicle, always secure cargo to prevent it from shifting if the vehicle moves suddenly. Place heavier objects on the floor and as far forward in the cargo area as possible. Never pile cargo higher than the top of the seat backs.**

### Trailer Towing



60A185

Your MARUTI SUZUKI was originally designed to carry people and a normal amount of cargo, not to tow a trailer. MARUTI SUZUKI does not recommend you use your vehicle to tow a trailer. Towing a trailer can adversely affect handling, durability, and fuel economy.




---

**INSPECTION AND MAINTENANCE**

Maintenance Schedule .....	7-2
Periodic Maintenance Schedule .....	7-2
Drive Belt .....	7-6
Engine Oil and Filter .....	7-6
Engine Coolant .....	7-10
Air Cleaner .....	7-12
Spark Plugs .....	7-12
Gear Oil .....	7-13
Clutch Pedal .....	7-14
Automatic Transaxle (AT) Fluid .....	7-14
Fuel Filter (Diesel engine) .....	7-15
Brakes .....	7-15
Steering .....	7-17
Tires .....	7-18
Battery .....	7-20
Fuses .....	7-22
Headlight Aiming .....	7-25
Bulb Replacement .....	7-25
Wiper Blades .....	7-28
Windshield Washer Fluid .....	7-29
Air Conditioning System .....	7-30

## INSPECTION AND MAINTENANCE



60B128S

### WARNING

You should take extreme care when working on your vehicle to prevent accidental injury. Here are a few precautions that you should be especially careful to observe:

- To prevent damage or unintended activation of the air bag system or seat belt pretensioner system, be sure the battery is disconnected and the ignition switch has been in the "LOCK" position or the ignition mode has been "LOCK" (OFF) for at least 90 seconds before performing any electrical service work on your MARUTI SUZUKI. Do not touch air bag system components, seat belt pretensioner system components or wires.

The wires are wrapped with yellow tape or yellow tubing, and the couplers are yellow for easy identification.

- Do not leave the engine running in garages or other confined areas.

(Continued)

### WARNING

(Continued)

- When the engine is running, keep hands, clothing, tools, and other objects away from the fan and drive belt. Even though the fan may not be moving, it can automatically turn on without warning.
- When it is necessary to do service work with the engine running, make sure that the parking brake is set fully and the transaxle is in Neutral (for manual transaxle vehicles) or Park (for automatic transaxle vehicles).
- Do not touch ignition wires or other ignition system parts when starting the engine or when the engine is running, or you could receive an electric shock.
- Be careful not to touch a hot engine, exhaust manifold and pipes, muffler, radiator and water hoses.
- Do not allow smoking, sparks, or flames around fuel or the battery. Flammable fumes are present.
- Do not get under your vehicle if it is supported only with the portable jack provided in your vehicle.
- Be careful not to cause accidental short circuits between the positive and negative battery terminals.

(Continued)

### WARNING

(Continued)

- Keep used oil, coolant, and other fluids away from children and pets. Dispose of used fluids properly; never pour them on the ground, into sewers, etc.

### Maintenance Schedule

The following table shows the times when you should perform regular maintenance on your vehicle. This table shows in kilometers and months when you should perform inspections, adjustments, lubrication and other services.

#### WARNING

**MARUTI SUZUKI** recommends that maintenance on your Maruti Suzuki vehicle should be performed by **MARUTI SUZUKI** authorised workshop / Service station.

#### NOTICE

Whenever it becomes necessary to replace parts on your vehicle, it is recommended that you use genuine **MARUTI SUZUKI** replacement parts or their equivalent.

### Periodic Maintenance Schedule

**"A":Adjust**

**"C":Clean**

**"R":Replace or Change**

**"I":Inspect, clean, adjust, lubricate or replace as necessary**

**"L":Lubricate**

**"T":Tighten to Specified Torque**

**"O":Rotate**

#### NOTE:

*This table includes services as scheduled up to 80000 km mileage. Beyond 80000 km, carry out the same services at the same intervals respectively.*

## INSPECTION AND MAINTENANCE

Interval: This interval should be judged by odometer reading or months, whichever comes first.			FREE INSPECTION			PERIODIC MAINTENANCE AT COST							
			km (x1000)	1	5	10	20	30	40	50	60	70	80
			months	1	6	12	24	36	48	60	72	84	96
Engine													
1-1.	Water pump drive (Tension, Wear)	Petrol	-	-	-	-	-	I	-	-	-	-	R
		Diesel (Vehicle equipped with SHVS)	-	-	-	-	-	-	-	-	R	-	-
1-2	ISG Belt	Diesel (Vehicle equipped with SHVS)	-	-	-	-	R	-	-	R	-	-	
1-3	Engine Coolant (Level, Leakage)		I	I	I	R	I	R	I	R	I	R	
1-4	Engine oil and engine oil filter		-	-	R	R	R	R	R	R	R	R	
1-5	Cooling system hoses and connections (Leakage and Damage)		I	I	I	I	I	I	I	I	I	I	
1-6	Engine bolts (All Cylinder head and manifold fixings)	Petrol	-	T	-	T	-	T	-	T	-	T	
1-7	Engine Mounting (loose, damage)	Petrol	-	I	-	I	-	I	-	I	-	I	
1-8	Valve Clearance	Petrol	-	-	-	-	I	-	-	I	-	-	
1-9	Exhaust System (Noise, Leakage etc.)		-	I	-	I	-	I	-	I	-	I	
1-10	Positive Crank Case Ventilation System (Hoses, Connections and Valve)	Petrol	-	I	-	I	-	I	-	I	-	I	
1-11	Exhaust Gas Recirculation Valve	Diesel	-	-	-	-	C	-	-	C	-	-	
IGNITION													
2-1.	Ignition wiring (Damage, Deterioration)		-	-	-	I	-	I	-	I	-	I	
2-2.	Spark Plug	Petrol	-	-	-	-	-	R	-	-	-	R	
FUEL													
3-1.	Air cleaner filter element	Paved-road	Petrol	Clean after every 5,000 KM. Replace after every 40,000 KM.									
			Diesel	Replace after every 20,000 KM. Cleaning not required.									
		Dusty Condition	Petrol	Clean after every 2,500 KM or as required. Replace after every 40,000 KM.									
			Diesel	Replace after every 20,000 KM. Cleaning not required. More frequent replacement if dust condition is severe.									
3-2.	Fuel tank cap, fuel lines and connections (Leakage and Damage)		-	I	-	-	-	I	-	-	-	I	
3-3.	Fuel Filter (Leakage)		Petrol	-	-	-	-	-	R	-	-	-	R
3-4.	Fuel Filter and Water Draining		Diesel	I	I	I	R	I	R	I	R	I	R
CLUTCH AND TRANSMISSION													
4-1.	Clutch fluid (level, leakage)		I	I	I	R	I	R	I	R	I	R	

## INSPECTION AND MAINTENANCE

Interval: This interval should be judged by odometer reading or months, whichever comes first.		FREE INSPECTION			PERIODIC MAINTENANCE AT COST							
		km (x1000)	1	5	10	20	30	40	50	60	70	80
		months	1	6	12	24	36	48	60	72	84	96
4-2.	Clutch slipping (Dragging or Excess Damage)											
4-3.	Manual Transmission/Transfer or Differential Oil (Level, Leakage)		Replace at 1,60,000 km or 10 years whichever comes first									
4-4.	Automatic Transmission Fluid (Level, Leakage)		Replace at 1,65,000 km or 11 years whichever comes first									
4-5.	Hose, Automatic Transmission Fluid											
Drive shaft												
5-1.	Drive shaft boot (boot damage)		-									
BRAKE												
6-1.	Brake Fluid (Level, Leakage)					R		R		R		R
6-2.	Brake pedal (pedal - wall clearance)											
6-3.	Parking brake lever and cable (Play, damage)											
6-4.	Brake disc and pad (Wear)		-									
6-5.	Brake drum and shoes (Wear)		-	-								
6-6.	Brake hoses and pipes (Fluid leakage, damage)											
6-7.	Master cylinder, wheel cylinder and caliper piston (Fluid leakage, boot/seal damage)											
WHEEL												
7-1.	Tyres (air pressure, abnormal wear, crack and rotation)			I&O	I&O	I&O	I&O	I&O	I&O	I&O	I&O	I&O
7-2.	Wheels (Damage)											
7-3.	Front/Rear wheel bearing (Loose, damage)											
FRONT / REAR SUSPENSION												
8-1.	Suspension strut (Oil leakage, damage)											
8-2.	Suspension arms / Knuckle support (Loose, damager)		-									
8-3.	Rear spring (Damage)											
8-4.	Shock absorbers (Oil leakage, damage)											
8-5.	All bolts and nuts (Loose)		-	T	T	T	T	T	T	T	T	T
8-6.	Suspension arms and torsion rods		-									
STEERING												
9-1.	Steering wheel (Play, loose)											

## INSPECTION AND MAINTENANCE

Interval: This interval should be judged by odometer reading or months, whichever comes first.		FREE INSPECTION			PERIODIC MAINTENANCE AT COST							
		km (x1000)	1	5	10	20	30	40	50	60	70	80
		months	1	6	12	24	36	48	60	72	84	96
9-2.	All rods and arms (Loose, damage, wear)		I	I	I	I	I	I	I	I	I	I
ELECTRICAL												
10-1.	Battery electrolyte (Level, leakage)		I	I	I	I	I	I	I	I	I	I
10-2.	Wiring harness connection (Loose, damage)		–	I	I	I	I	I	I	I	I	I
10-3.	Lightening system (Operation, stains, damage)		I	I	I	I	I	I	I	I	I	I
10-4.	Horn (Operation)		I	I	I	I	I	I	I	I	I	I
10-5.	System Voltage		I	I	I	I	I	I	I	I	I	I
BODY												
11-1.	All chassis bolts and nuts (Tighten)		–	I	T	T	T	T	T	T	T	T
11-2.	All latches, hinges and locks (Function)		I	I&L	I&L	I&L	I&L	I&L	I&L	I&L	I&L	I&L
ROAD TEST												
12-1.	Operation of Brakes, gear shifting and speedometer		I	I	I	I	I	I	I	I	I	I
12-2.	Body and chassis noise		I	I	I	I	I	I	I	I	I	I
AIR CONDITIONER												
13-1.	Check belt tension		I	I	I	I	I	I	I	I	I	I
13-2.	Tighten compressor mounting bolt		–	T	T	T	T	T	T	T	T	T
13-3.	All hose joint (Check, tighten)		I	I	I	I	I	I	I	I	I	I
13-4.	Check functioning of Recirc flap		I	I	I	I	I	I	I	I	I	I
13-5.	Clean condensor with low pressure water		–	C	C	C	C	C	C	C	C	C
13-6.	Check belt for frayed edges		I	I	I	I	I	I	I	I	I	I
13-7.	Check all mounting bolts		I	I	I	I	I	I	I	I	I	I
13-8.	Air conditioner filter element		I	I	I	I	R	I	I	R	I	I



## Drive Belt

### ⚠ WARNING

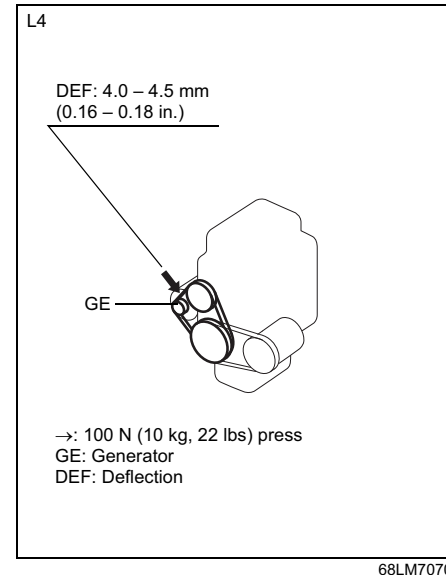
**When the engine is running, keep hands, hair, clothing, tools, etc. away from the moving fan and drive belts.**

Make sure the drive belt tension is correct. If the belt is too loose, insufficient battery charging, engine overheating, poor power steering, poor air conditioning, or excessive belt wear can result. When you press the belt with your thumb midway between the pulleys, there should be a deflection according to the following chart.

The belts should also be examined to ensure that they are not damaged.

If you need to replace or adjust the belt have it done by your MARUTI SUZUKI dealer.

### For Petrol Engine Model K14B



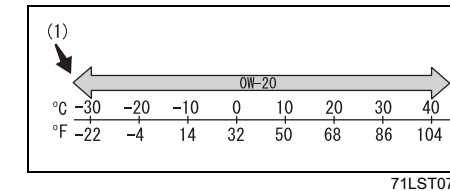
### For Diesel Engine Model

The drive belts tension is adjusted automatically.

## Engine Oil and Filter

### Specified Oil

#### For Petrol Engine Model



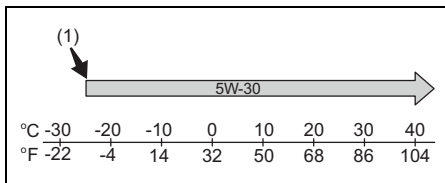
#### (1) Preferred

Be sure that the engine oil you use comes under the quality classification of SL. Select the appropriate oil viscosity according to the above chart.

SAE 0W-20 (1) is the best choice for good fuel economy, and good starting in cold weather.

## INSPECTION AND MAINTENANCE

### For Diesel Engine Model

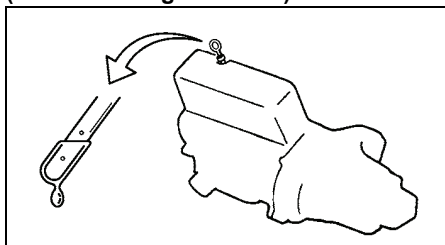


79MH0760

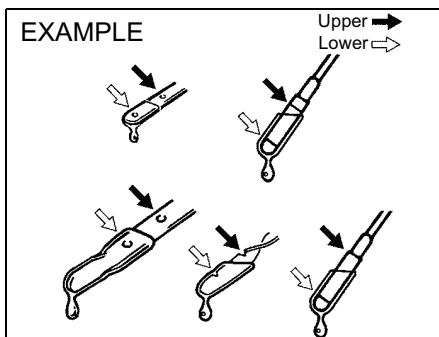
Be sure that the engine oil you use comes under the quality classification of ACEA A5/B5. Select the appropriate oil viscosity according to the above chart.

SAE 5W-30 (1) is the best choice for good fuel economy, and good starting in cold weather.

### Oil Level Check (For Petrol Engine Model)

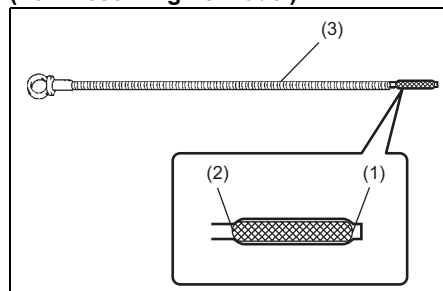


80G064



52D084

### (For Diesel Engine Model)



84E012

- (1) MIN
- (2) MAX
- (3) Engine oil dipstick

It is important to keep the engine oil at the correct level for proper lubrication of your vehicle's engine. Check the oil level with

the vehicle on a level surface. The oil level indication may be inaccurate if the vehicle is on a slope. The oil level should be checked either before starting the engine or at least 5 minutes after stopping the engine.

The handle of the engine oil dipstick is colored yellow for easy identification.

Pull out the oil dipstick, wipe oil off with a clean cloth, insert the dipstick all the way into the engine, then remove it again. The oil on the stick should be between the upper and lower limits shown on the stick. If the oil level indication is near the lower limit, add enough oil to raise the level to the upper limit.

### NOTICE

Failure to check the oil level regularly could lead to serious engine trouble due to insufficient oil.

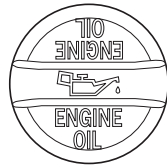
### NOTICE

(For Diesel Engine Model)  
Do not top up the oil over the MAX limit. Too much oil causes serious engine trouble.

## INSPECTION AND MAINTENANCE

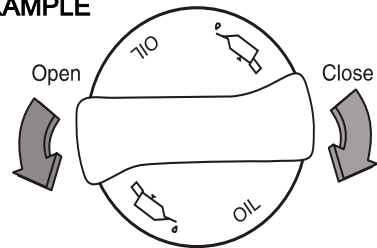
### Refilling Petrol

#### EXAMPLE



### Refilling Diesel

#### EXAMPLE

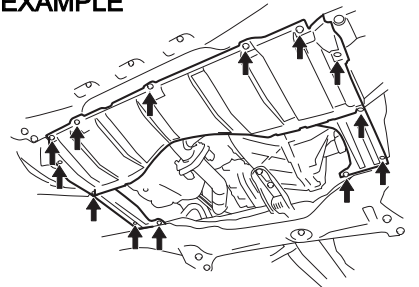


Remove the oil filler cap and pour oil slowly through the filler hole to bring the oil level to the upper limit on the dipstick. Be careful not to overfill. Too much oil is almost as bad as too little oil. After refilling, start the engine and allow it to idle for about a minute. Stop the engine, wait about 5 minutes and check the oil level again.

### Changing Engine Oil and Filter

Drain the engine oil while the engine is still warm.

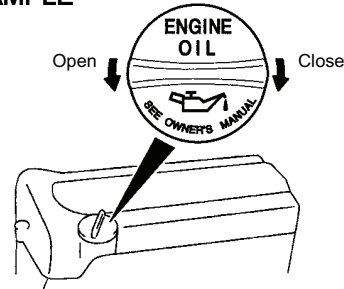
#### EXAMPLE



61MM0B061

- 1) Remove the bolts and screws, then remove the engine under cover.

#### EXAMPLE



56KN054


- 2) Remove the oil filler cap.

- 3) Place a drain pan under the drain plug.
- 4) Using a wrench, remove the drain plug and drain out the engine oil.

#### CAUTION

The engine oil temperature may be high enough to burn your fingers when the drain plug is loosened. Wait until the drain plug is cool enough to touch with your bare hands.

#### EXAMPLE



60G306

Tightening torque for drain plug  
 Petrol engine :  
 35 Nm (3.6 kg-m, 25.8 lb-ft)  
 Diesel engine :  
 20 Nm (2.0 kg-m, 14.8 lb-ft)

## INSPECTION AND MAINTENANCE

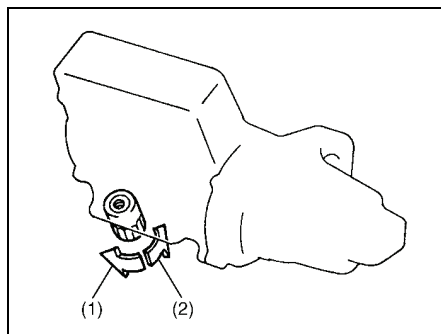
### ⚠ WARNING

- New and used oil can be hazardous. Children and pets may be harmed by swallowing new or used oil. Keep new and used oil and used oil filters away from children and pets.
- Repeated, prolonged contact with used engine oil may cause skin cancer.
- Brief contact with used oil may irritate skin.
- To minimize your exposure to used oil, wear a long-sleeve shirt and moisture-proof gloves (such as dish-washing gloves) when changing oil. If oil contacts your skin, wash thoroughly with soap and water.
- Launder any clothing or rags if wet with oil.
- Recycle or properly dispose of used oil and filters.

- 5) Reinstall the drain plug and gasket. Tighten the plug with a wrench to the specified torque.

### Replace the Oil Filter (For Petrol Engine Model)

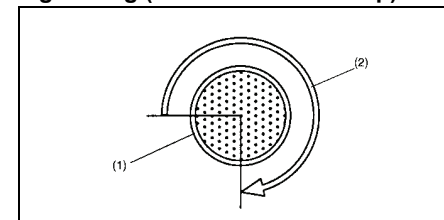
- 1) Using an oil filter wrench, turn the oil filter counterclockwise and remove it.
- 2) Using a clean rag, wipe off the mounting surface on the engine where the new filter will be seated.
- 3) Smear a little engine oil around the rubber gasket of the new oil filter.
- 4) Screw on the new filter by hand until the filter gasket contacts the mounting surface.



54G092

- (1) Loosen
- (2) Tighten

### Tightening (viewed from filter top)



54G093

- (1) Oil filter
- (2) 3/4 turn

### NOTICE

To tighten the oil filter properly, it is important to accurately identify the position at which the filter gasket first contacts the mounting surface.

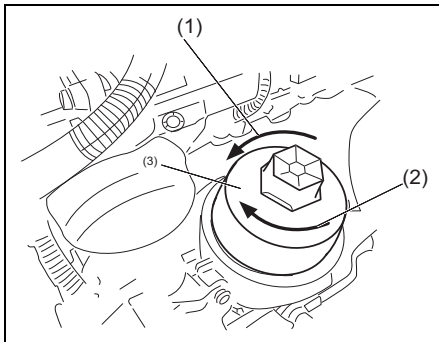
- 5) Tighten the filter specified turn from the point of contact with the mounting surface (or to the specified torque) using an oil filter wrench.

**Tightening torque for oil filter**  
**3/4 turn or**  
**Petrol engine:**  
**14 Nm (1.4 kg-m, 10.3 lb-ft)**

**(For Diesel Engine Model)****NOTE:**

Since special procedures and tools are required, it is recommended that you trust this job to your authorized MARUTI SUZUKI dealer.

- 1) Using a socket or a ring spanner remove oil filter housing cover (3).



61M7001

- (1) Loosen
- (2) Tighten
- 2) Remove the old oil filter element and replace it with a new oil filter element.
- 3) Clean the surface of oil filter cap and replace the O-ring.
- 4) Tighten the oil filter housing cover on the oil filter housing using a socket or ring spanner to the specified torque.

**Tightening torque for oil filter**  
**Diesel engine:**  
 25 Nm (2.5 kg-m, 18.5 lb-ft)

**NOTICE**

To prevent oil leakage, make sure that the oil filter is tight, but do not over-tighten it.

**Refill with Oil and Check for Leaks**

- 1) Pour oil through the filler hole and install the filler cap.  
For the approximate capacity of the oil, refer to the "Capacities" item in the "SPECIFICATIONS" section.
- 2) Start the engine and look carefully for leaks at the oil filter and drain plug. Run the engine at various speeds for at least 5 minutes.
- 3) Stop the engine and wait about 5 minutes. Check the oil level again and add oil if necessary. Check for leaks again.

**NOTICE**

- When replacing the oil filter, it is recommended that you use a Maruti genuine replacement filter. If you use an after-market filter, make sure it is of equivalent quality and follow the manufacturer's instructions.
- Oil leaks from around the oil filter or drain plug indicate incorrect installation or gasket damage. If you find any leaks or are not sure that the filter has been properly tightened, have the vehicle inspected by your MARUTI SUZUKI dealer.

**Engine Coolant****Selection of Coolant**

To maintain optimum performance and durability of your engine, use Maruti Genuine Coolant or equivalent.

This type of coolant is best for your cooling system as it:

- Helps maintain proper engine temperature.
- Gives proper protection against freezing and boiling.
- Gives proper protection against corrosion and rust.

Failure to use the proper coolant can damage your cooling system. Your authorized MARUTI SUZUKI dealer can help you select the proper coolant.

## INSPECTION AND MAINTENANCE

### NOTICE

To avoid damaging your cooling system:

- Always use a high quality ethylene glycol base non-silicate type coolant diluted with distilled water at the correct mixture concentration.
- Make sure that the proper mix is 50/50 coolant to distilled water (Diesel) and 30/70 (Petrol). Concentrations greater than this may cause overheating conditions.
- Neither use 100% coolant nor 100% Plain water.
- Do not add extra inhibitors or additives. They may not be compatible with your cooling system.
- Do not mix different types of base coolants. Doing so may result in accelerated seal wear and/or the possibility of severe overheating and extensive engine/automatic transaxle damage.

### Coolant Level Check

Check the coolant level at the reservoir tank, not at the radiator. With the engine cool, the coolant level should be between the "FULL" and "LOW" marks.

### Adding Coolant

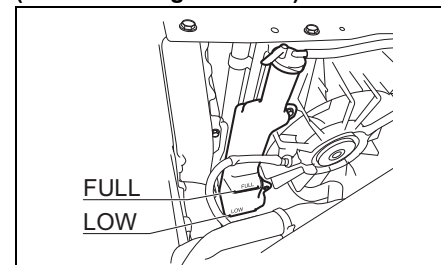
#### ⚠ WARNING

Engine coolant is harmful or fatal if swallowed or inhaled. Do not drink antifreeze or coolant solution. If swallowed, do not induce vomiting. Immediately contact a poison control center or a physician. Avoid inhaling mist or hot vapors; if inhaled, remove to fresh air. If coolant gets in eyes, flush eyes with water and seek medical attention. Wash thoroughly after handling. Solution can be poisonous to animals. Keep out of the reach of children and animals.

### NOTICE

- The mixture you use should contain 50% concentration of antifreeze.
- If the lowest ambient temperature in your area is expected to be  $-35^{\circ}\text{C}$  ( $-31^{\circ}\text{F}$ ) or below, use higher concentrations up to 60% following the instructions on the antifreeze container.

### (For Petrol Engine Model)



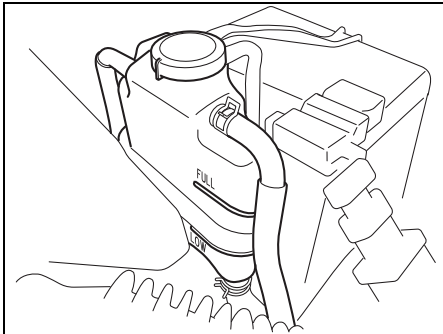
79MH0701

If the coolant level is below the "LOW" mark, more coolant should be added. Remove the reservoir tank cap and add coolant until the reservoir tank level reaches the "FULL" mark. Never fill the reservoir tank above the "FULL" mark.

### NOTICE

When putting the cap on the reservoir tank, line up the mark on the cap and the mark on the tank. Failure to follow this can result in coolant leakage.

(For Diesel Engine Model)



74LHT0705

### ⚠ WARNING

It is hazardous to remove the reservoir tank cap (degassing tank cap) for a diesel engine when the water temperature is high, because scalding fluid and steam may be blown out under pressure. Wait until the coolant temperature has lowered before removing the cap.

If the coolant level is below the "LOW" mark, more coolant should be added. When the engine is cool, remove the degassing tank cap by turning it anticlockwise slowly to release any pressure. And add coolant until the degassing tank level reaches the "FULL" mark. Never fill the degassing tank above the "FULL" mark.

### Coolant Replacement

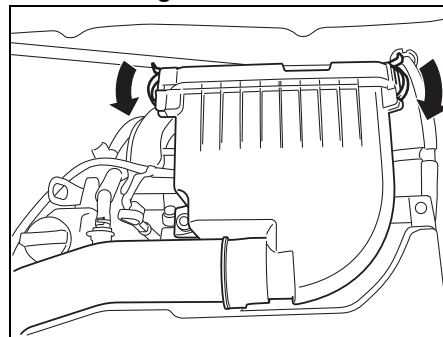
Since special procedures are required, we recommend you take your vehicle to your MARUTI SUZUKI dealer for coolant replacement.

### Air Cleaner

If the air cleaner is clogged with dust, there will be greater intake resistance, resulting in decreased power output and increased fuel consumption.

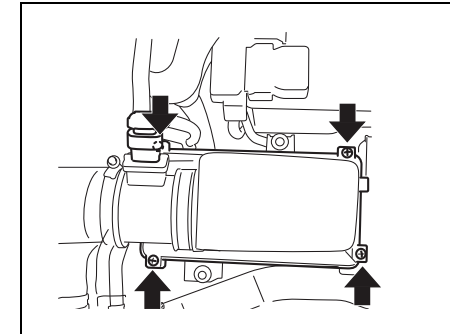
Unclamp the side clamps or loosen the screws, and remove the element from the air cleaner case. If it appears to be dirty, replace it with a new one. Clamp the side clamps or tighten the screws securely.

For Petrol Engine Model



74LHT0713

For Diesel Engine Model



74LHT0702

### Spark Plugs

Replacing and inspection spark plugs  
Since special procedures, materials and tools are required, it is recommended that you trust this job to your authorized MARUTI SUZUKI dealer.

## INSPECTION AND MAINTENANCE

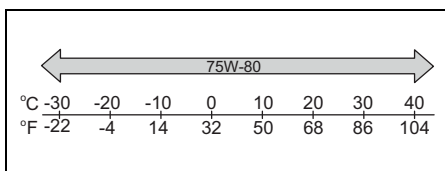
### Gear Oil

#### Manual Transaxle Oil

When adding gear oil, use gear oil with the appropriate viscosity and grade as shown in the chart below.

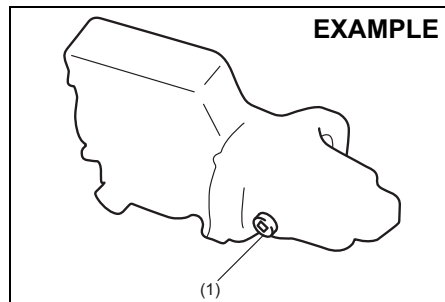
We highly recommend you use:  
"75W-80" for manual transaxle gear oil.

#### Manual transaxle oil



68LM728

### Gear Oil Level Check



79MH0762

(1) Oil filler & level plug

To check the gear oil level, use the following procedure:

- 1) Park the vehicle on a level surface with the parking brake applied. Then, stop the engine.
- 2) Remove the oil filler and level plug.(1)
- 3) If gear oil flows from the plug hole, the oil level is correct. Reinstall the plug. If gear oil does not flow from the plug hole, add oil through the filler plug hole until oil flows a little from the plug hole.

Tightening torque for oil filler and level plug

Manual transaxle (1):  
21 Nm (2.1 kg-m, 15.5 lb-ft)

#### ⚠ CAUTION

After driving the vehicle, the gear oil temperature may be high enough to burn you. Wait until the oil filler plug is cool enough to touch with your bare hands before inspecting gear oil level.

#### NOTICE

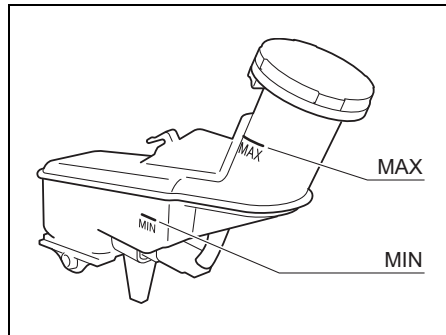
When tightening the plug, apply the following sealing compound or equivalent to the plug threads to prevent oil leakage.

MARUTI SUZUKI Bond No. "1216E" or "1217G"



**Gear Oil Change**

Since special procedures, materials and tools are required, it is recommended that you trust this job to your authorized MARUTI SUZUKI dealer.

**Clutch Pedal****Fluid Control Clutch**

54MN132

Check the clutch pedal for smooth operation and clutch fluid level from time to time. If clutch dragging is felt with the pedal fully depressed, have the clutch inspected by your MARUTI SUZUKI dealer. If the clutch fluid level is near the "MIN" line, fill it up to the "MAX" line with Maruti Genuine Brake fluid.

**Automatic Transaxle (AT) Fluid****Specified Fluid**

Use an automatic transaxle fluid MARUTI SUZUKI ATF AW-1.

**Fluid Level Check****NOTICE**

**Driving with too much or too little fluid can damage the transaxle.**

You must check the fluid level with the automatic transaxle fluid at normal operating temperature.

To check the fluid level:

- 1) To warm up the automatic transaxle fluid, drive the vehicle or idle the engine until the temperature gauge indicates normal operating temperature.
- 2) Then drive for ten more minutes.

**NOTICE**

**Be sure to use the specified automatic transaxle fluid. Using automatic transaxle fluid other than MARUTI SUZUKI ATF AW-1 may damage the automatic transaxle of your vehicle.**

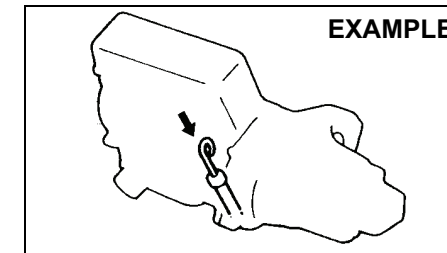
**NOTE:**

*Do not check the fluid level if you have just driven the vehicle for a long time at high speed, or if you have driven in city traffic in hot weather. Wait until the fluid cools down (about 30 minutes), or the fluid level indication will not be correct.*

- 3) Park your vehicle on level ground.
- 4) Apply the parking brake and then start the engine in "P" (Park). Let it idle for two minutes and keep it running during the fluid level check.
- 5) With your foot on the brake pedal, move the gearshift lever through each gear, pausing for about three seconds in each range. Then move it back to the "P" (Park) position.

**WARNING**

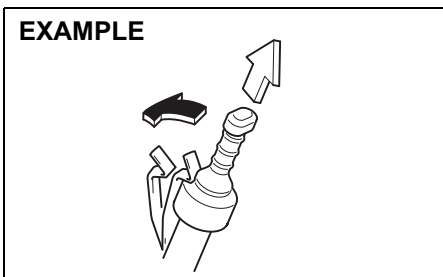
**Be sure to depress the brake pedal when moving the gearshift lever, or the vehicle can move suddenly.**



75F086

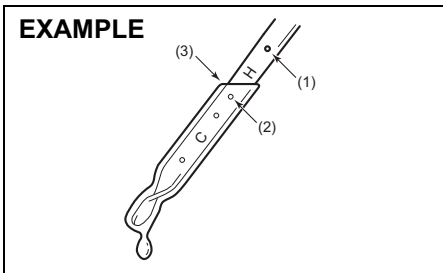
## INSPECTION AND MAINTENANCE

### EXAMPLE



80J2071

### EXAMPLE



57L20701

- (1) FULL
- (2) LOW
- (3) The lowest point = Fluid level

- 6) The handle of the A/T fluid dipstick is colored orange for easy identification. Remove the dipstick, clean it and push it back in until the cap seats. Then pull out the dipstick.

- 7) Check both sides of the dipstick, and read the lowest level. The fluid level should be between the two marks in the hot range on the dipstick.

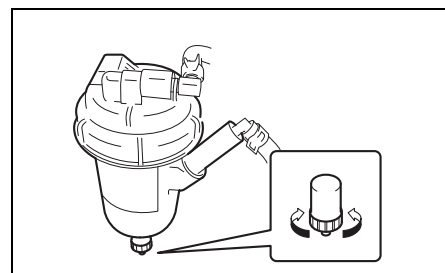
### NOTICE

**After checking or adding oil, be sure to insert the dipstick securely.**

### Deterioration Checking or Changing Oil

Since special procedures, materials and tools are required to check the deterioration of automatic transaxle oil or change, it is recommended that you trust this job to your authorized MARUTI SUZUKI dealer.

### Fuel Filter (Diesel engine)



79MH0751

The fuel filter works as a water sedimentor as well.

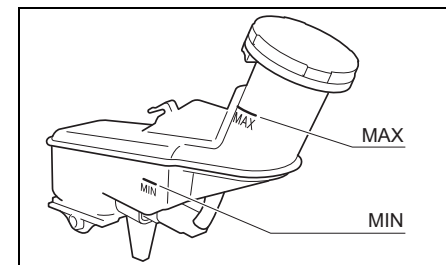
Drain water according to the Periodic Maintenance Schedule. To drain water:

- 1) Remove the battery. (Refer to "Battery" in this section.)
- 2) Place a pan or ample rag under the fuel filter drain nozzle.
- 3) Loosen the drain knob. The water will be drained.
- 4) Tighten the drain knob when the water changes to the diesel fuel.
- 5) Tighten the drain knob.

**Tightening torque for drain knob**  
1.5 Nm (0.15 kg-m, 1.1 lb-ft)

## Brakes

### Brake Fluid



54MN132

Check the brake fluid level by looking at the reservoir in the engine compartment. Check that the fluid level is between the "MAX" and "MIN" lines. If the brake fluid level is near the "MIN" line, fill it up to the "MAX" line with Maruti Genuine brake fluid.

**⚠ WARNING**

Failure to follow the guidelines below can result in personal injury or serious damage to the brake system.

- If the brake fluid in the reservoir drops below a certain level, the brake warning light on the instrument panel will come on (the engine must be running with the parking brake fully disengaged). Should the light come on, immediately ask your MARUTI SUZUKI dealer to inspect the brake system.
- A rapid fluid loss indicates a leak in the brake system which should be inspected by your MARUTI SUZUKI dealer immediately.
- Do not use any fluid other than SAE Maruti Genuine brake fluid. Do not use reclaimed fluid or fluid that has been stored in old or open containers. It is essential that foreign particles and other liquids are kept out of the brake fluid reservoir.

**⚠ CAUTION**

Brake fluid can harm your eyes and damage painted surfaces. Use caution when refilling the reservoir.

**⚠ WARNING**

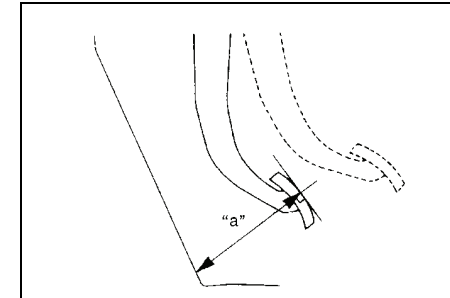
Brake fluid is harmful or fatal if swallowed, and harmful if it comes in contact with skin or eyes. If swallowed, do not induce vomiting. Immediately contact a poison control center or a physician. If brake fluid gets in eyes, flush eyes with water and seek medical attention. Wash thoroughly after handling. Solution can be poisonous to animals. Keep out of the reach of children and animals.

**NOTE:**

*With disc brakes, the fluid level can be expected to gradually fall as the brake pads wear.*

**Brake Pedal**

Check if the brake pedal stops at the regular height without “spongy” feeling when you depress it. If not, have the brake system inspected by your MARUTI SUZUKI dealer. If you doubt the brake pedal for the regular height, check it as follows:



54G108

**Pedal to floor carpet minimum distance**  
**“a”: 68 mm (2.7 in.)**

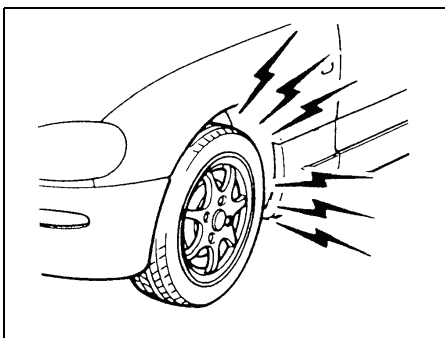
With the engine running, measure the distance between the brake pedal and floor carpet when the pedal is depressed with approximately 30 kg (66 lbs) of force. The minimum distance required is as specified. Since your vehicle's brake system is self-adjusting, there is no need for pedal adjustment.

If the pedal to floor carpet distance as measured above is less than the minimum distance required, have your vehicle inspected by your MARUTI SUZUKI dealer.

**NOTE:**

*When measuring the distance between the brake pedal and floor carpet, be sure not to include the accessory mat or rubber mat on the floor wall in your measurement.*

## INSPECTION AND MAINTENANCE



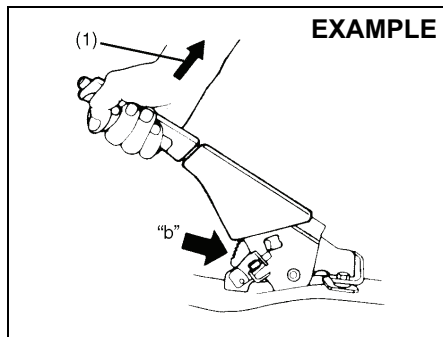
60G104S

### ⚠ WARNING

If you experience any of the following problems with your vehicle's brake system, have the vehicle inspected immediately by your MARUTI SUZUKI dealer.

- Poor braking performance
- Uneven braking (brakes not working uniformly on all wheels.)
- Excessive pedal travel
- Brake dragging
- Excessive noise

## Parking Brake

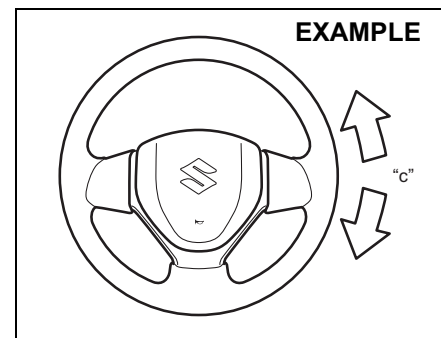


54G109

Ratchet tooth specification "b":  
4th – 9th  
Lever pull force (1):  
200 N (20 kg, 45 lbs)

Check the parking brake for proper adjustment by counting the number of clicks made by the ratchet teeth as you slowly pull up on the parking brake lever to the point of full engagement. The parking brake lever should stop between the specified ratchet teeth and the rear wheels should be securely locked. If the parking brake is not properly adjusted or the brakes drag after the lever has been fully released, have the parking brake inspected and/or adjusted by your MARUTI SUZUKI dealer.

## Steering



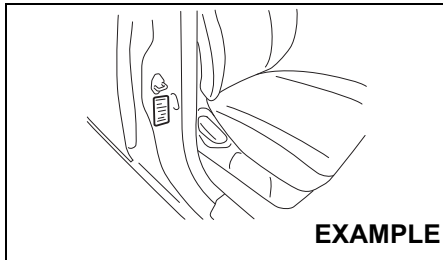
68LM708

Steering wheel play "c":  
0 – 30 mm (0.0 – 1.2 in.)

Check the play of the steering wheel by gently turning it from left to right and measuring the distance that it moves before you feel slight resistance. The play should be between the specified values.

Check that the steering wheel turns easily and smoothly without rattling by turning it all the way to the right and to the left while driving very slowly in an open area. If the amount of free play is outside the specification or you find anything else to be wrong, an inspection must be performed by your MARUTI SUZUKI dealer.

## Tires



The front and rear tire pressure specifications for your vehicle are listed on the Tire Information Label. Both the front and rear tires should have the specified tire pressure.

Note that the value does not apply to the compact spare tire, if equipped.

### Tire Inspection

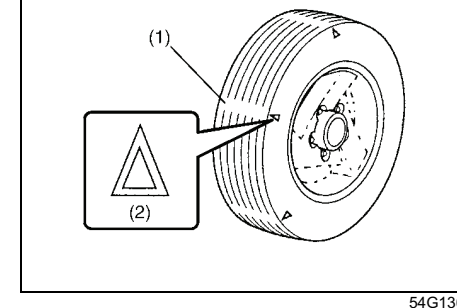
Inspect your vehicle's tires at least once a month by performing the following checks:

- 1) Measure the air pressure with a tire gauge. Adjust the pressure if necessary. Remember to check the spare tire, too.

### ⚠ WARNING

- Air pressures should be checked when the tires are cold or you may get inaccurate readings.
- Check the inflation pressure from time to time while inflating the tire gradually, until the specified pressure is obtained.
- Never underinflate or overinflate the tires.
- Underinflation can cause unusual handling characteristics or can cause the rim to slip on the tire bead, resulting in an accident or damage to the tire or rim.
- Overinflation can cause the tire to burst, resulting in personal injury. Overinflation can also cause unusual handling characteristics which may result in an accident.

### EXAMPLE



- (1) Tread wear indicator
- (2) Indicator location mark

- 2) Check that the depth of the tread groove is more than 1.6 mm (0.06 in.). To help you check this, the tires have molded-in tread wear indicators in the grooves. When the indicators appear on the tread surface, the remaining depth of the tread is 1.6 mm (0.06 in.) or less and the tire should be replaced.
- 3) Check for abnormal wear, cracks and damage. Any tires with cracks or other damage should be replaced. If any tires show abnormal wear, have them inspected by your MARUTI SUZUKI dealer.

## INSPECTION AND MAINTENANCE

### ⚠ CAUTION

Hitting curbs and running over rocks can damage tires and affect wheel alignment. Be sure to have tires and wheel alignment checked periodically by your MARUTI SUZUKI dealer.

- 4) Check for loose wheel bolts.
- 5) Check that there are no nails, stones or other objects sticking into the tires.

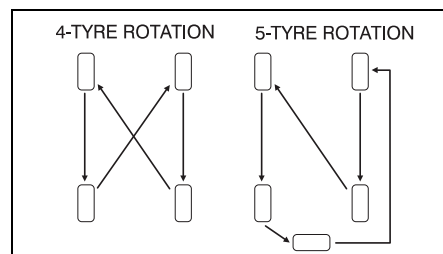
### ⚠ WARNING

- Your MARUTI SUZUKI is equipped with tires which are all the same type and size. This is important to ensure proper steering and handling of the vehicle. Never mix tires of different size or type on the four wheels of your vehicle. The size and type of tires used should be only those approved by MARUTI SUZUKI as standard or optional equipment for your vehicle.
- Replacing the wheels and tires equipped on your vehicle with certain combinations of aftermarket wheels and tires can significantly change the steering and handling characteristics of your vehicle.
- Therefore, use only those wheel and tire combinations approved by MARUTI SUZUKI as standard or optional equipment for your vehicle.

### NOTICE

Replacing the original tires with tires of a different size may result in false speedometer or odometer readings.

#### Tire Rotation



54G114

To avoid uneven wear of your tyres and to prolong their life, rotate the tyres as illustrated. Tyres should be rotated as mentioned in periodic maintenance schedule. After rotation, adjust front and rear tyre pressures to the specification listed on your vehicle's Tyre Inflation Pressure Label.

#### Wheel Balancing

If the vehicle vibrates abnormally on smooth road, have the wheel balanced at Maruti Suzuki Authorized Workshop.

#### Wheel Alignment

In case of abnormal tyre wear or pulling towards one side, have the wheel aligned at Maruti Suzuki Authorized Workshop.

#### Tubeless Tyres (If equipped)

The vehicle is equipped with Tubeless Tyres. In tubeless tyre, a thin layer of butyl rubber is used for lining the inside of the tubeless tyre. This layer is to prevent air loss and fulfilling the purpose of tube. The air pressure is maintained by the sealing between tyre bead and wheel rim. Tubeless tyres are having advantage of slow air loss and preventing sudden deflation while driving.

#### Care and maintenance tips for tubeless tyres

- 1) Always maintain recommended inflation pressure. Driving continuously at low inflation pressure can lead to tyre damage.
- 2) In case any leakage is found, check for any nail penetration/valve core damage or rim bent. Damaged wheel must not be used.
- 3) In case tyre has run at low pressure, it must be inspected for any defect.
- 4) Whenever new tyre is fitted, replace the valve.
- 5) If continuous high speed driving is required, increase tyres pressure by 5 psi over recommended inflation pressure.
- 6) Never run the tyre beyond TWI (Tread wear indicator). The tyre is recommended to be replaced when the remaining tread has worn to this point. The indicators are spaced across the

tread around the tyre marked by a triangular symbol (TWI).

- 7) Always prefer tubeless tyre mounting machine. In case of manual mounting tyre/ wheel rim damage may occur.
- 8) In case of any problem, please get in touch with MARUTI SUZUKI Authorized workshop.

#### Temporary Spare Tire (if equipped)

Your vehicle comes equipped with the temporary spare tire. It is only intended for temporary emergency use, until the conventional tire can be repaired or replaced. The inflation pressure of the temporary spare tire should be checked at least monthly. At the same time, check that the tire is stored securely. If it is not, tighten it.

Note that two or more temporary spare tires should not be used on one vehicle simultaneously.

#### ⚠ WARNING

The temporary spare tire and wheel are intended for temporary emergency use only. Continuous use of this spare can result in tire failure and loss of control. Always observe these precautions when using this spare:

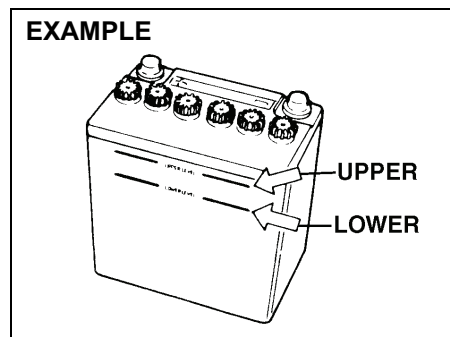
- Your vehicle will handle differently with this temporary spare.
- Do not exceed 120 km/h (75 mph) speed (only vehicle with 195/55R16 87H tire).
- Replace this spare with a standard tire and wheel as soon as possible.
- Use of this spare will reduce ground clearance.
- Set the specified tire pressure indicated on the tire information label located on the driver's door lock pillar.
- Do not use tire chains on the temporary spare. If you must use tire chains, rearrange the wheels so standard tires and wheels are fitted to the front axle.
- The temporary spare tire has a much shorter tread life than the conventional tires on your vehicle. Replace the tire as soon as the tread wear indicator appears.
- When replacing the temporary spare tire, use a replacement tire with the exact same size and construction.

#### Battery

#### ⚠ WARNING

- Batteries produce flammable hydrogen gas. Keep flames and sparks away from the battery or an explosion may occur. Never smoke when working in the vicinity of the battery.
- When checking or servicing the battery, disconnect the negative cable. Be careful not to cause a short circuit by allowing metal objects to contact the battery posts and the vehicle at the same time.
- To avoid harm to yourself or damage to your vehicle or battery, follow the jump starting instructions in the "EMERGENCY SERVICE" section of this manual if it is necessary to jump start your vehicle.
- Diluted sulfuric acid spilled from battery can cause blindness or severe burns. Use proper eye protection and gloves. Flush eyes or body with ample water and get medical care immediately if suffered. Keep batteries out of the reach of children.

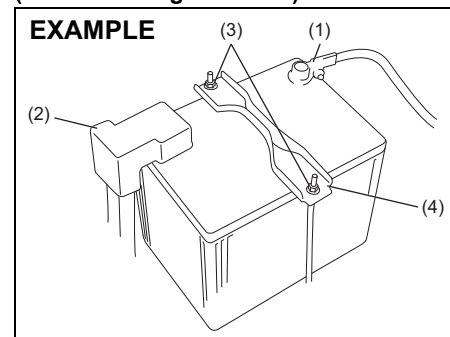
## INSPECTION AND MAINTENANCE



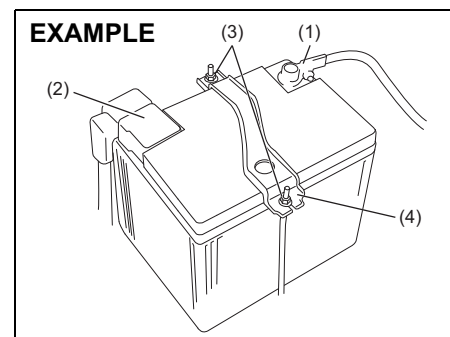
The level of the battery solution must be kept between the "MAX" and the "MIN" level lines at all times. If the level is found to be below the "MIN" level line, add distilled water to the "MAX" level line. You should periodically check the battery, battery terminals, and battery hold-down bracket for corrosion. Remove corrosion using a stiff brush and ammonia mixed with water, or baking soda mixed with water. After removing corrosion, rinse with clean water.

If your vehicle is not going to be driven for a month or longer, disconnect the cable from the negative terminal of the battery to help prevent discharge.

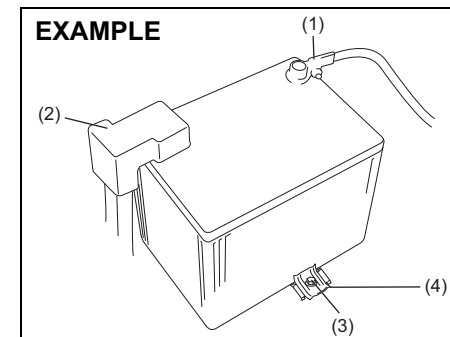
### Replacement of the battery (For Petrol Engine Model)



### (For Diesel Engine Model with SHVS system)



### (For Diesel Engine Model without SHVS system)



To remove the battery:

- 1) Disconnect the negative cable (1).
- 2) Disconnect the positive cable (2).

#### For Petrol Engine Model or Diesel Engine Model with SHVS system;

- 3) Remove the retainer nuts (3) and remove the retainer (4).

#### For Diesel Engine Model without SHVS system Model;

- 3) Remove the bracket bolt (3) and remove the bracket (4).
- 4) Remove the battery.

To install the battery:

- 1) Install the battery in the reverse order of removal.
- 2) Tighten the bracket bolt and battery cables securely.




**NOTICE**

Do not use regular battery in ISG Vehicle. Use only Exide Ecoserve DIN70 battery, else it may deteriorate SHVS performance.

**EXAMPLE**

**NOTICE**  
THIS VEHICLE USES SPECIAL BATTERY.  
ONLY USE BATTERY TYPE APPROVED BY THE  
VEHICLE MANUFACTURER FOR THIS VEHICLE.  
FOR MORE DETAILS REFER OWNERS MANUAL.



You may find this label on the inside of hood.

**Fuses**

Your vehicle has three types of fuses, as described below:

**Main fuse**

The main fuse takes current directly from the battery.

**Primary fuses**

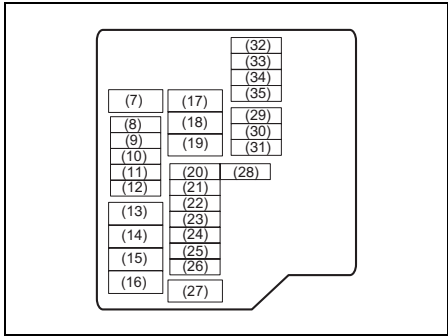
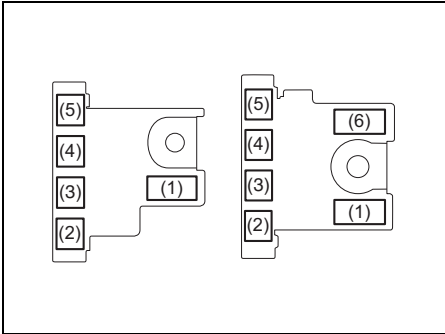
These fuses are between the main fuse and individual fuses, and are for electrical load groups.

**Individual fuses**

These fuses are for individual electrical circuits.

To remove a fuse, use the fuse puller provided in the fuse box.

**Fuses in the Engine Compartment**



79MH0702

74LHT0715

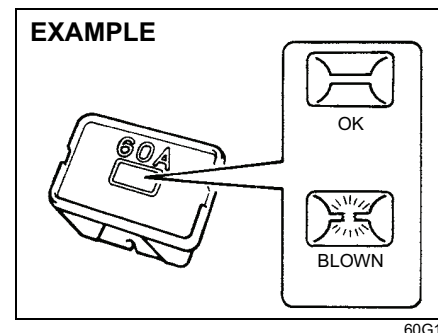
## INSPECTION AND MAINTENANCE

MAIN FUSE / PRIMARY FUSE		
(1)	100 A	FL1 (GAS)
	450 A	FL1 (DIESEL)
(2)	100 A	FL2
(3)	100 A	FL3
(4)	50 A	FL4
(5)	80 A	FL5
(6)	100 A	FL6
(7)	50 A	Ignition switch -2
(8)	7.5 A	ECM
(9)	15 A	Automatic transaxle relay
(10)	–	Blank
(11)	10 A	Air compressor
(12)	15 A	FI (GAS)
(13)	30 A	FI (DIESEL)
(14)	60 A	Power steering
(15)	30 A	Radiator fan
(16)	30 A	CDSR
(17)	30 A	Blower fan
(18)	30 A	Starting motor
(19)	40 A	ABS motor
(20)	30 A	B/U

(21)	15 A	Headlight Lo (Left)
(22)	15 A	Headlight Lo (Right)
(23)	25 A	ABS control module
(24)	30 A	DCDC
(25)	20 A	Front fog light
(26)	25 A	Headlight
(27)	40 A	Ignition switch
(28)	7.5 A	Starting Signal
(29)	20 A	INJ DRV (DIESEL)
(30)	10 A	FI 2
(31)	15 A	F/P (DIESEL)
(32)	15 A	Headlight high (Left)
(33)	15 A	Headlight high (Right)
(34)	–	Blank
(35)	7.5 A	WIP SUB

The main fuse, primary fuses and some of the individual fuses are located in the engine compartment. If the main fuse blows, no electrical component will function. If a primary fuse blows, no electrical component in the corresponding load group will function. When replacing the main fuse, a primary fuse or an individual fuse, use a Maruti genuine replacement. To remove a fuse, use the fuse puller provided in the fuse box. The amperage of

each fuse is shown in the back of the fuse box cover.



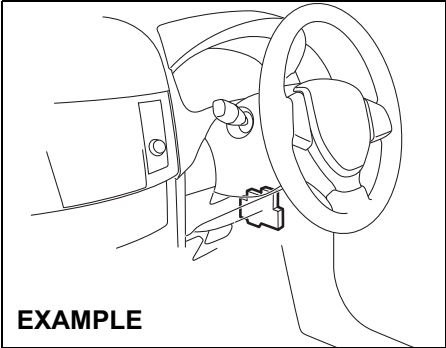
### ⚠ WARNING

If the main fuse or a primary fuse blows, be sure to have your vehicle inspected by an authorized MARUTI SUZUKI dealer. Always use a Maruti genuine replacement. Never use a substitute such as a wire even for a temporary repair, or extensive electrical damage and a fire can result.

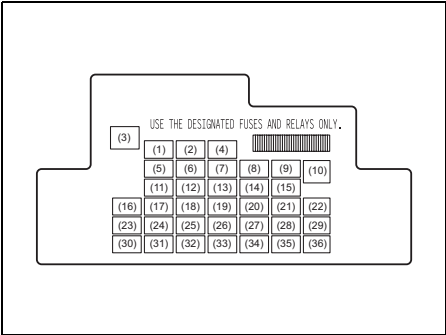
### NOTE:

Make sure that the fuse box always carries spare fuses.

Fuses under the Dash Board



74LHT0711

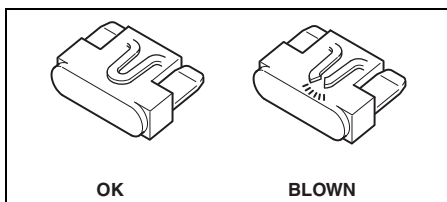


79MH0703

PRIMARY FUSE		
(1)	20 A	Power window
(2)	20 A	Steering lock
(3)	–	Blank
(4)	20 A	Rear defogger
(5)	–	Blank
(6)	–	Blank
(7)	–	Blank
(8)	7.5 A	Starting Signal
(9)	15 A	ACC-2
(10)	30 A	Power window
(11)	10 A	Hazard
(12)	7.5 A	BCM
(13)	15 A	Ignition coil
(14)	10 A	ABS control module
(15)	15 A	ACC
(16)	10A	A-STOP controller
(17)	15 A	Horn
(18)	10 A	Stop light
(19)	10 A	Air bag
(20)	10 A	Back-up light

(21)	15 A	WIP
(22)	25 A	Front wiper
(23)	7.5 A	Dome light
(24)	–	Blank
(25)	–	Blank
(26)	–	Blank
(27)	7.5 A	Ignition-1 signal
(28)	15 A	Radio 2
(29)	10A	ACC-3
(30)	15 A	Radio
(31)	10 A	Tail lamp
(32)	20 A	D/L
(33)	7.5 A	Stop lamp sw / Clutch sw
(34)	10 A	Meter
(35)	7.5 A	Ignition-2 signal
(36)	–	Blank

## INSPECTION AND MAINTENANCE



81A283

### WARNING

Always be sure to replace a blown fuse with a fuse of the correct amperage. Never use a substitute such as aluminum foil or wire to replace a blown fuse. If you replace a fuse and the new one blows in a short period of time, you may have a major electrical problem. Have your vehicle inspected immediately by your MARUTI SUZUKI dealer.

### Headlight Aiming

Since special procedures are required, we recommend you take your vehicle to your MARUTI SUZUKI dealer for headlight alignment.

## Bulb Replacement

### CAUTION

- Light bulbs can be hot enough to burn your finger right after being turned off. This is true especially for halogen headlight bulbs. Replace the bulbs after they become cool enough.
- The headlight bulbs are filled with pressurized halogen gas. They can burst and injure you if they are hit or dropped. Handle them carefully.
- To avoid injury by sharp-edged parts of the body, wear gloves and a long-sleeved shirt when replacing light bulbs.

### NOTICE

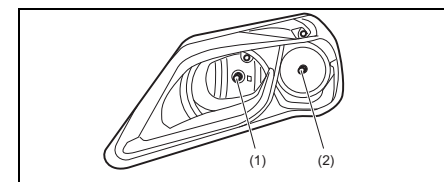
The oils from your skin may cause a halogen bulb to overheat and burst when the lights are on. Grasp a new bulb with a clean cloth.

### NOTICE

Frequent replacement of a bulb indicates the need for an inspection of the electrical system. This should be carried out by your MARUTI SUZUKI dealer.

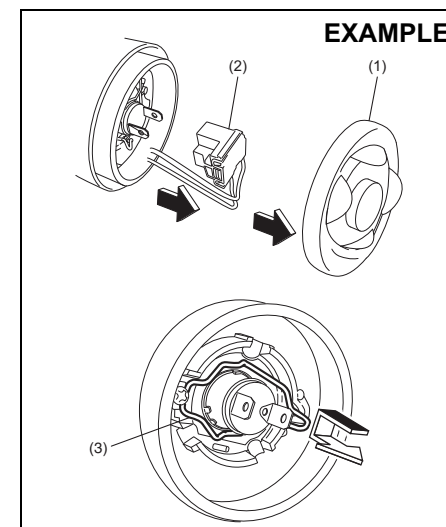
## Headlights

### Halogen headlights



79MH0704

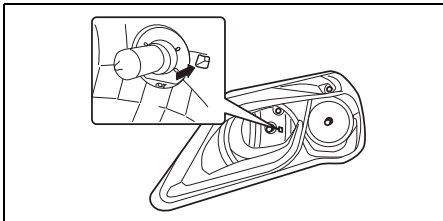
- (1) Headlight (High Beam)  
(2) Headlight (Low Beam)



79MH0705

## INSPECTION AND MAINTENANCE

Open the engine hood. Remove the sealing rubber (1) and disconnect the coupler (2). Push the retaining spring (3) forward and unhook it. Then remove the bulb. Install a new bulb in the reverse order of removal.



79MH0706

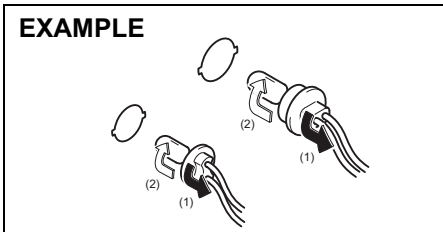
### NOTE:

You can see the position of retaining spring from the hole of headlight.

### Other General Lights

#### Bulb holder

##### EXAMPLE



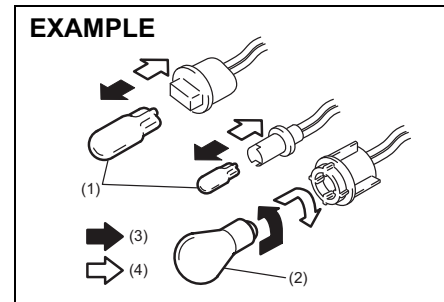
54G123

- (1) Removal
- (2) Installation

To remove a bulb holder from a light housing, turn the holder counterclockwise and pull it out. To install the holder, push the holder in and turn it clockwise.

#### Bulb

##### EXAMPLE



54G124

- (3) Removal
- (4) Installation

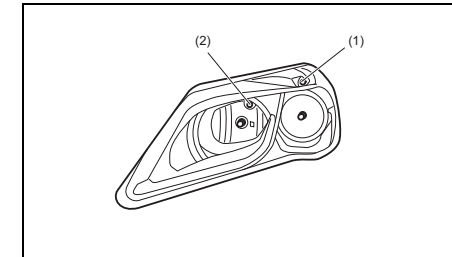
There are two types of bulb, "Full glass type" (1) and "Glass/metal type" (2).

To remove and install a full glass type bulb (1), simply pull out or push in the bulb.

To remove a glass metal type bulb (2) from a bulb holder, push in the bulb and turn it counterclockwise. To install a new bulb, push it in and turn it clockwise.

You can access the individual bulb or bulb holders as follows.

### Front Turn Signal Light (1) Front Position Light (2)

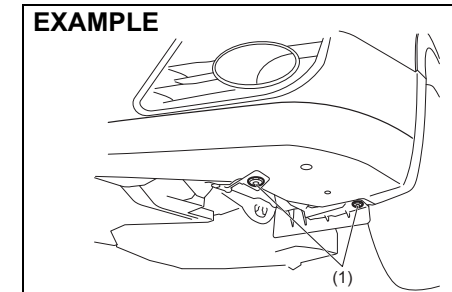


79MH0707

### Front Fog Light (if equipped)

- 1) Start the engine. Turn the steering wheel to the opposite side of the replacing fog light to replace the bulb easily. Then turn off the engine.

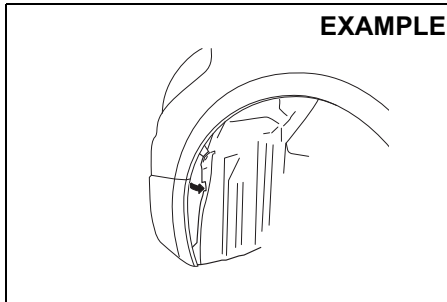
##### EXAMPLE



79MH0752

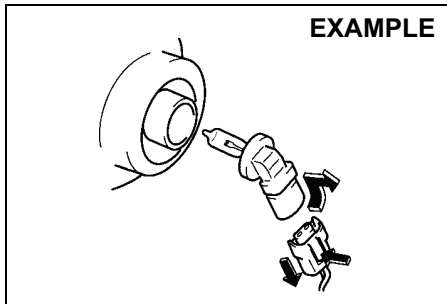
- 2) Remove the clips (1).

## INSPECTION AND MAINTENANCE



61MM0B081

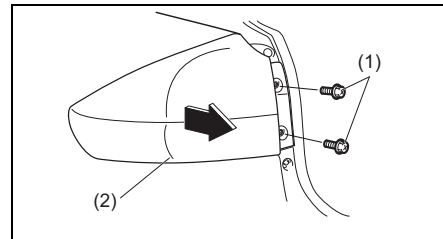
- 3) Open the end of the cover inside the fender.



80JM071

- 4) Disconnect the coupler by pushing the lock release. Turn the bulb holder counterclockwise and remove it.

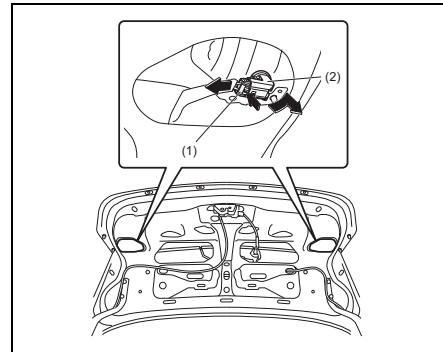
### Rear Combination Light



79MH0753

Remove the bolts (1) and pull the light housing (2) straight.

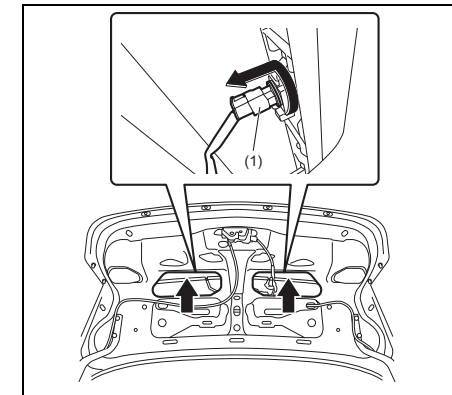
### Reversing Light



79MH0754

Open the trunk lid. Disconnect the coupler (1) by pushing the lock release. Turn the bulb holder (2) counterclockwise and remove it.

### License Plate Light



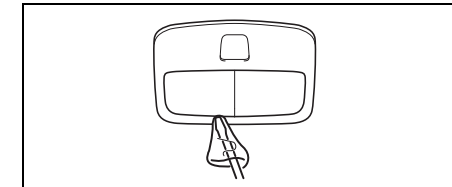
79MH0755

Open the trunk lid. Remove the bulb holder (1), turn the holder counterclockwise and remove it.

### Interior Light

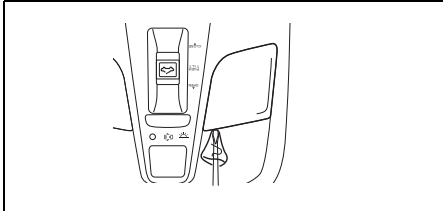
Remove the lens by using a flat blade screwdriver covered with a soft cloth as shown. To install it, simply push it back in.

### Front (without overhead console)



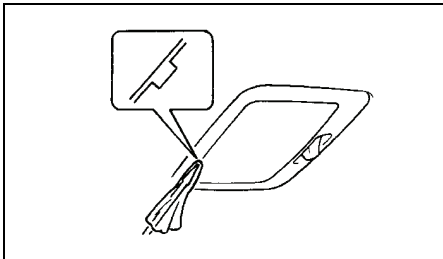
61MM0A207

### Front (with overhead console)



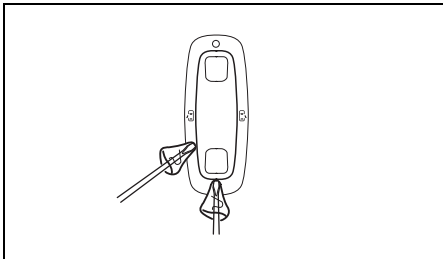
61MM0A129

### Center




60G115

### Rear



61MM0A130

### Wiper Blades



54G129

If the wiper blades become brittle or damaged, or make streaks when wiping, replace the wiper blades.

To install new wiper blades, follow the procedures below.

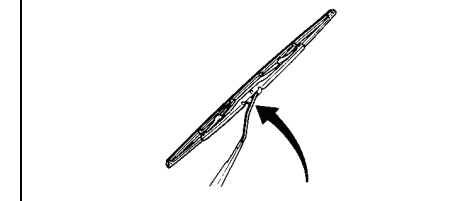
#### NOTICE

To avoid scratching or breaking the window, do not let the wiper arm strike the window while replacing the wiper blade.

#### NOTE:

Some wiper blades may be different from the ones described here depending on vehicle specifications. If so, consult your MARUTI SUZUKI dealer for proper replacement method.

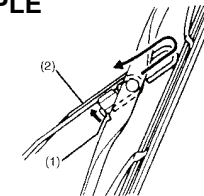
### For windshield wipers:



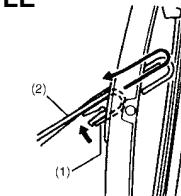
70G119

- 1) Hold the wiper arm away from the window.

#### EXAMPLE



#### EXAMPLE



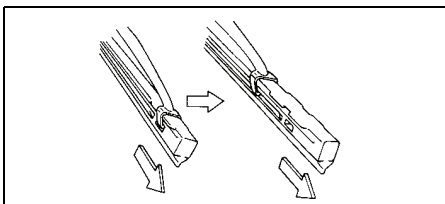
54G130

- 2) Squeeze lock (1) towards wiper arm (2) and remove the wiper frame from the arm as shown.

## INSPECTION AND MAINTENANCE

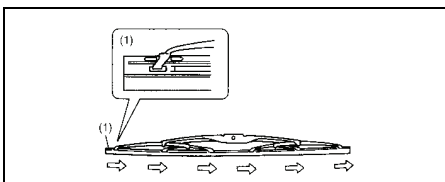
- 3) Unlock the lock end of the wiper blade and slide the blade out as shown.

### Removal



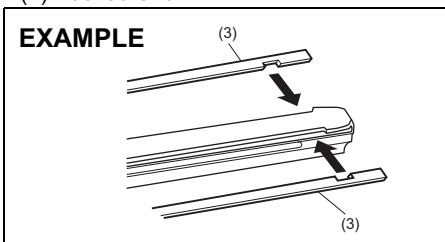
60A260

### Installation



54G132

(1) Locked end

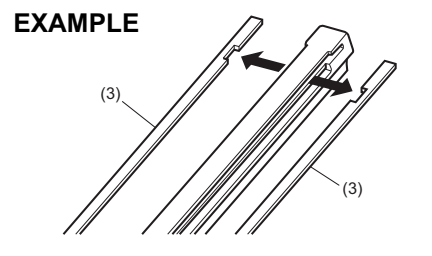


79MH0756

(3) Retainer

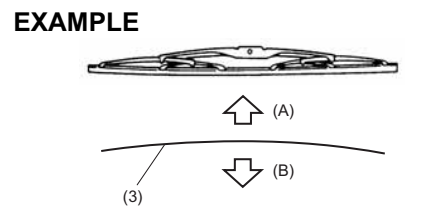
- 4) If the new blade is provided without the two metal retainers, move them from the old blade to the new one.

### EXAMPLE



79MH0757

### EXAMPLE



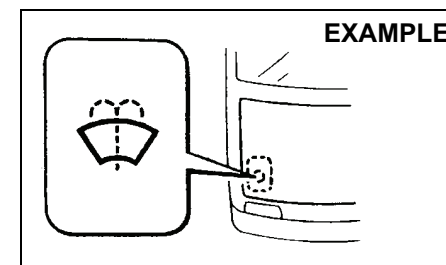
60MH072

(A) Up  
(B) Down

**NOTE:**  
When you install the metal retainers (3), make sure the direction of metal retainers as shown in the above illustrations.

- 5) Install the new blade in the reverse order of removal, with the locked end positioned toward the wiper arm. Make sure the blade is properly retained by all the hooks. Lock the blade end into place.
- 6) Reinstall wiper frame to arm, making sure that the lock lever is snapped securely into the arm.

### Windshield Washer Fluid



80JM078

Check that there is washer fluid in the tank. Refill it if necessary. Use a good quality windshield washer fluid, diluted with water as necessary.

### ⚠ WARNING

Do not use "anti-freeze" solution in the windshield washer reservoir. This can severely impair visibility when sprayed on the windshield, and also damage your vehicle's paint.



**NOTICE**

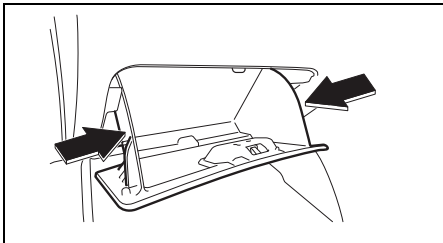
Damage may result if the washer motor is operated with no fluid in the washer tank.

**Air Conditioning System**

If you do not use the air conditioner for a long period, such as during winter, it may not give the best performance when you start using it again. To help maintain optimum performance and durability of your air conditioner, it needs to be run periodically. Operate the air conditioner at least once a month for one minute with the engine idling. This circulates the refrigerant and oil and helps protect the internal components.

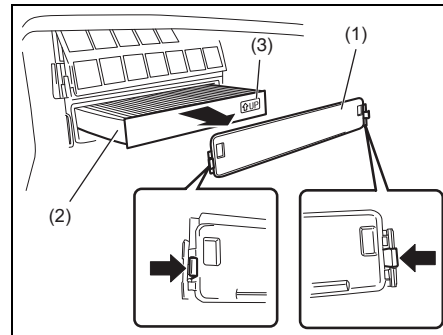
**Replacement of the Air Conditioner Filter (if equipped)**

Since special procedures are required, we recommend you take your vehicle to your MARUTI SUZUKI dealer for the air conditioner filter replacement.



79MH0763

- 1) To approach the air conditioner filter, press inward on both side of the groove box and remove it.



79MH0761

- 2) Remove the cover (1) and pull out the air conditioner filter (2).

**NOTE:**

When you install a new filter, make sure the UP mark (3) faces upward.



EMERGENCY SERVICE

Tire Changing Tool ..... 8-1

Jacking Instructions ..... 8-1

Changing Wheels ..... 8-3

Jump Starting Instructions ..... 8-4

Towing ..... 8-5

If the Starter Does Not Operate ..... 8-6

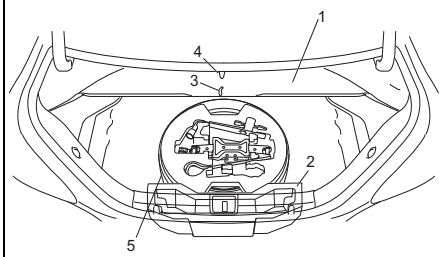
If the Engine is Flooded ..... 8-6

If the Engine Overheats ..... 8-7

## EMERGENCY SERVICE

### Tire Changing Tool

#### EXAMPLE



The jack, wheel wrench and jack handle are stowed in the luggage compartment.

#### NOTE:

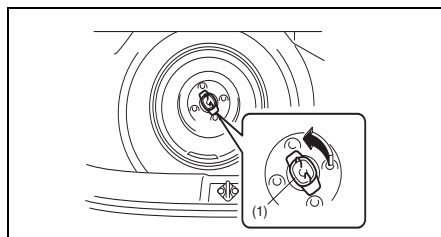
- Hang the luggage carpet (1) with help of string (3) in the hook (4) before removing the spare tire (5).
- Remove the luggage box (2) before spare tire removal and while refitment place spare tire first and then put luggage box.

#### ⚠ WARNING

After using the tire changing tools, be sure to stow them securely or they can cause injury if an accident occurs.

#### ⚠ CAUTION

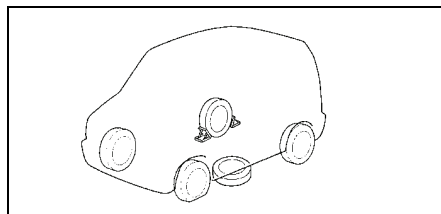
The jack should be used only to change wheels. It is important to read the jacking instructions in this section before attempting to use the jack.



80J048

To remove the spare tire (if equipped), turn its bolt (1) counterclockwise and remove it.

#### Jacking Instructions



75F062

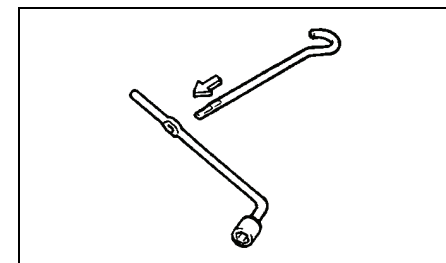
- 1) Place the vehicle on level, hard ground.
- 2) Set the parking brake firmly and shift into "P" (Park) if your vehicle has an

automatic transaxle, or shift into "R" (Reverse) if your vehicle has a manual transaxle.

#### ⚠ WARNING

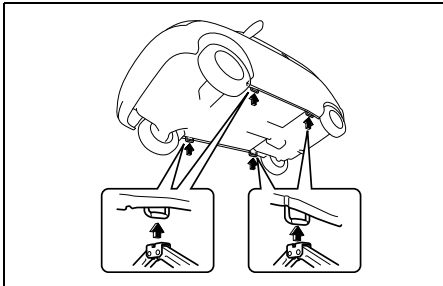
- Be sure to shift into "P" (Park) for an automatic transaxle vehicle, or into "R" (Reverse) for a manual transaxle vehicle when you jack up the vehicle.
- Never jack up the vehicle with the transaxle in "N" (Neutral). Otherwise, unstable jack may cause an accident.

- 3) Turn on the hazard warning flasher if your vehicle is near traffic.
- 4) Block the front and rear of the wheel diagonally opposite of the wheel being lifted.
- 5) Place the spare wheel near the wheel being lifted as shown in the illustration in case that the jack slips.

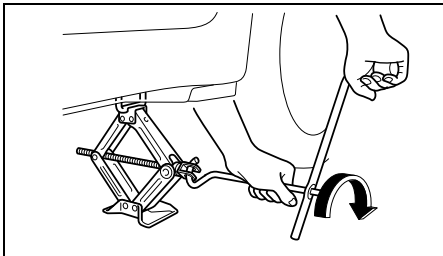


54G253

## EMERGENCY SERVICE



63J100



63J101

- 6) Position the jack at an angle as shown in the illustration and raise the jack by turning the jack handle clockwise until the jack-head groove fits around the jacking bar beneath the vehicle body.
- 7) Continue to raise the jack slowly and smoothly until the tire clears the ground. Do not raise the vehicle more than necessary.

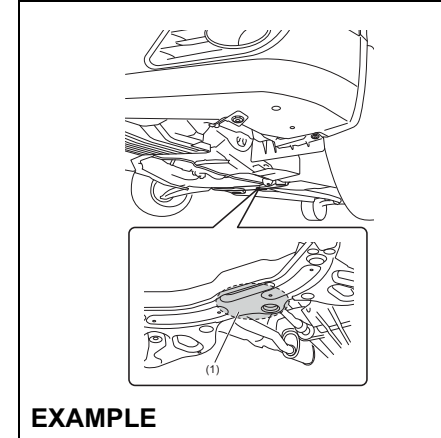
### ⚠ WARNING

- Use the jack only to change wheels on level, hard ground.
- Never jack up the vehicle on an inclined surface.
- Never raise the vehicle with the jack in a location other than the specified jacking point (shown in the illustration) near the wheel to be changed.
- Make sure that the jack is raised at least 50 mm (2 inch) before it contacts the flange. Use of the jack when it is within 50 mm (2 inch) of being fully collapsed may result in failure of the jack.
- Never get under the vehicle when it is supported by the jack.
- Never run the engine when the vehicle is supported by the jack and never allow passengers to remain in the vehicle.

### To Raise the Vehicle with a Garage Jack

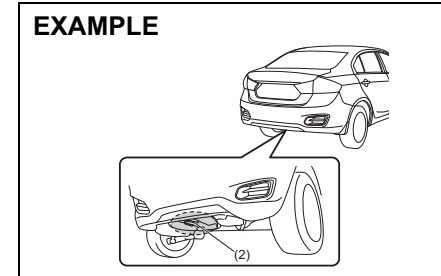
- Apply the garage jack to one of the points indicated below.
- Always support the raised vehicle with jack stands (commercially available) at the points indicated below.

### Front jacking point for garage jack (1)



79MH0758

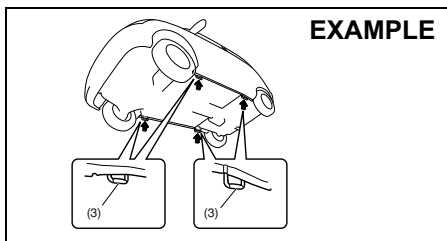
### Rear jacking point for garage jack (2)



79MH0759

## EMERGENCY SERVICE

### Application point for jack stand (3) or two-column lift



61MM0B103

### NOTICE

**Never apply a garage jack to the exhaust pipe, side under spoiler (if equipped), engine undercover or rear torsion beam.**

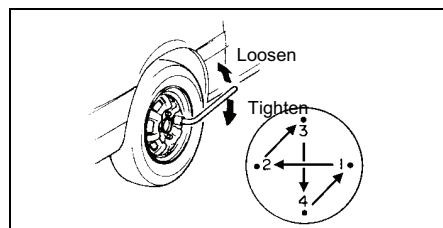
#### NOTE:

*For more details, please contact an authorized MARUTI SUZUKI dealer.*

### Changing Wheels

To change a wheel, use the following procedure:

- 1) Clear all passengers and luggage from the vehicle.
- 2) Remove the jack, tools and spare wheel from the vehicle.
- 3) Loosen, but do not remove the wheel nuts.
- 4) Jack up the vehicle.
- 5) Remove the wheel nuts and wheel.
- 6) Before installing the new wheel, clean any mud or dirt off from the surface of the wheel and hub with a clean cloth. Clean the hub carefully; it may be hot from driving.
- 7) Install the new wheel and replace the wheel nuts with their cone shaped end facing the wheel. Tighten each nut snugly by hand until the wheel is securely seated on the hub.



54G116

**Tightening torque for wheel nut  
100 Nm (10.2 kg-m, 73.8 lb-ft)**

- 8) Lower the jack and fully tighten the nuts in a crisscross fashion with a wrench as shown in the illustration.

### ⚠ WARNING

**Use Maruti genuine wheel nuts and tighten them to the specified torque as soon as possible after changing wheels. Incorrect wheel nuts or improperly tightened wheel nuts may come loose or fall off, which can result in an accident. If you do not have a torque wrench, have the wheel nut torque checked by an authorized MARUTI SUZUKI dealer.**

### Full Wheel Cover (if equipped)

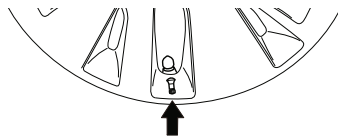
#### EXAMPLE



60G309

Insert a piece of cloth between the spokes of the wheel cover and try to pull the cover outward (as shown in figure). Take out the detached wheel cover from the wheel rim. For installation first match the slot at the wheel cover with the air filling nozzle of the wheel. Apply equal pressure at the circumference of the wheel cover to fix it in the wheel rim.

#### EXAMPLE



54G117

When installing the cover, make sure that it is positioned so that it does not cover or foul the air valve.

### Jump Starting Instructions

#### ⚠ WARNING

- Never attempt to jump start your vehicle if the battery appears to be frozen. Batteries in this condition may explode or rupture if jump starting is attempted.
- When making jump lead connections, be certain that your hands and the jump leads remain clear from pulleys, belts, or fans.
- Batteries produce flammable hydrogen gas. Keep flames and sparks away from the battery or an explosion may occur. Never smoke when working in the vicinity of the battery.
- If the booster battery you use for jump starting is installed in another vehicle, make sure the two vehicles are not touching each other.
- If your battery discharges repeatedly, for no apparent reason, have your vehicle inspected by an authorized MARUTI SUZUKI dealer.
- To avoid harm to yourself or damage to your vehicle or battery, follow the jump starting instructions below precisely and in order. If you are in doubt, call for qualified road service.

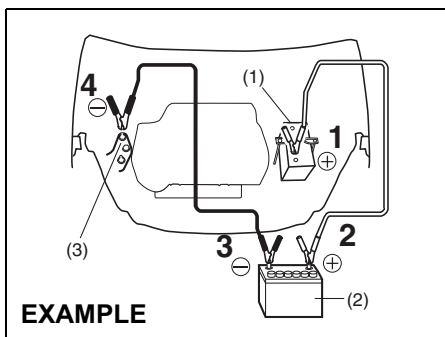
#### NOTICE

Your vehicle should not be started by pushing or towing. This starting method could result in permanent damage to the catalytic converter. Use jump leads to start a vehicle with a weak or flat battery.

#### When Jump Starting Your Vehicle, Use the Following Procedure:

- 1) Use only a 12-volt battery to jump start your vehicle. Position the good 12-volt battery close to your vehicle so that the jump leads will reach both batteries. When using a battery installed on another vehicle, DO NOT LET THE VEHICLES TOUCH. Set the parking brakes fully on both vehicles.
- 2) Turn off all vehicle accessories, except those necessary for safety reasons (for example, headlights or hazard lights).

## EMERGENCY SERVICE



3) Make jump lead connections as follows:

1. Connect one end of the first jump lead to the positive (+) terminal of the flat battery (1).
2. Connect the other end to the positive (+) terminal of the booster battery (2).
3. Connect one end of the second jump lead to the negative (-) terminal of the booster battery (2).
4. Make the final connection to an unpainted, heavy metal part (i.e. engine mount bracket (3)) of the engine of the vehicle with the flat battery (1).

### **⚠ WARNING**

**Never connect the jump lead directly to the negative (-) terminal of the discharged battery, or an explosion may occur.**

### **⚠ CAUTION**

**Connect the jump lead to the engine mount bracket securely. If the jump lead disconnects from the engine mount bracket because of vibration at the start of the engine, the jump lead could be caught in the drive belts.**

- 4) If the booster battery you are using is fitted to another vehicle, start the engine of the vehicle with the booster battery. Run the engine at moderate speed.
- 5) Start the engine of the vehicle with the flat battery.
- 6) Remove the jump leads in the exact reverse order in which you connected them.

## Towing

If you need to have your vehicle towed, contact a professional service. Your dealer can provide you with detailed towing instructions.

### **NOTICE**

**To help avoid damage to your vehicle during towing, proper equipment and towing procedures must be used.**

### **2-Wheel Drive (2WD) Automatic Transaxle**

Automatic transaxle vehicles may be towed using either of the following methods.

- 1) From the front, with the front wheels lifted and the rear wheels on the ground. Before towing, make sure that the parking brake is released.
- 2) From the rear, with the rear wheels lifted and a dolly under the front wheels.

### **NOTICE**

**Towing the 2WD vehicle with the front wheels on the ground can result in damage to the Automatic transaxle.**



## 2-Wheel Drive (2WD) Manual Transaxle

Manual transaxle vehicles may be towed using either of the following methods.

- 1) From the front, with the front wheels lifted and the rear wheels on the ground. Before towing, make sure that the parking brake is released.
- 2) From the rear, with the rear wheels lifted and the front wheels on the ground, provided the steering and drivetrain are in operational condition. Before towing, make sure that transaxle is in neutral, the steering wheel is unlocked (vehicle without keyless push start system - the ignition key should be in the "ACC" position) (vehicle with keyless push start system - the ignition mode is "ACC"), and the steering wheel is secured with a clamping device designed for towing service.

### NOTICE

**The steering column is not strong enough to withstand shocks transmitted from the front wheels during towing. Always unlock the steering wheel before towing.**

## If the Starter Does Not Operate

- 1) Try turning the ignition switch to the "START" position or try pressing the engine switch to change the ignition mode to "START" with the headlights turned on to determine the battery condition. If the headlights go excessively dim or go off, it usually means that either the battery is flat or the battery terminal contact is poor. Recharge the battery or correct battery terminal contact as necessary.
- 2) If the headlights remain bright, check the fuses. If the reason for failure of the starter is not obvious, there may be a major electrical problem. Have the vehicle inspected by your authorized MARUTI SUZUKI dealer.

## If the Engine is Flooded (Vehicle without Keyless Push Start System)

If the engine is flooded with Petrol, it may be hard to start. If this happens, press the accelerator pedal all the way to the floor and hold it there while cranking the engine.

- For Petrol engine model, do not operate the starter motor for more than 12 seconds.
- For diesel engine model, do not operate the starter motor for more than 30 seconds.

## (Vehicle with Keyless Push Start System)

If the engine is flooded with Petrol, it may be hard to start. If this happens, press the accelerator pedal all the way to the floor and hold it there while cranking the engine.

- For Petrol engine model, do not operate the starter motor for more than 12 seconds.
- For diesel engine model, do not operate the starter motor for more than 30 seconds.

### NOTE:

*If the engine refuses to start, the starter motor automatically stops after a certain period of time. After the starter motor has automatically stopped or there is anything abnormal in the engine starting system, the starter motor runs only while the engine switch is held pressed.*

## EMERGENCY SERVICE

### If the Engine Overheats

The engine could overheat temporarily under severe driving conditions. If the engine coolant temperature gauge indicates overheating during driving:

- 1) Turn off the air conditioner, if equipped.
- 2) Take the vehicle to a safe place and park.
- 3) Let the engine run at the normal idle speed for a few minutes until the indicator is within the normal, acceptable temperature range between "H" and "C".

#### WARNING


**If you see or hear escaping steam, stop the vehicle in a safe place and immediately turn off the engine to let it cool. Do not open the hood when steam is present. When the steam can no longer be seen or heard, open the hood to see if the coolant is still boiling. If it is, you must wait until it stops boiling before you proceed.**

If the temperature indication does not come down to within the normal, acceptable range:

- 1) Turn off the engine and check that the water pump belt and pulleys are not damaged or slipping. If any abnormality is found, correct it.
- 2) Check the coolant level in the reservoir. If it is found to be lower than the "LOW" line, look for leaks at the radiator, water pump, and radiator and heater hoses. If you locate any leaks that may have caused the overheating, do not run the engine until these problems have been corrected.
- 3) If you do not find a leak, carefully add coolant to the reservoir and then the radiator, if necessary. (Refer to "Engine Coolant" in the "INSPECTION AND MAINTENANCE" section.)

#### NOTE:

*If your engine overheats and you are unsure what to do, contact your MARUTI SUZUKI dealer.*



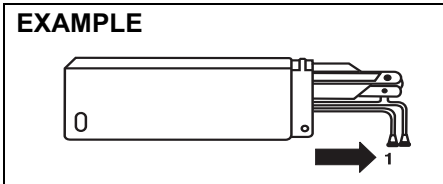
79J007

#### WARNING

- It is hazardous to remove the radiator cap (or degassing tank cap for a diesel engine) when the water temperature is high, because scalding fluid and steam may be blown out under pressure. The cap should only be taken off when the coolant temperature has lowered.
- To help prevent personal injury, keep hands, tools and clothing away from the engine cooling fan and air-conditioner fan (if equipped). These electric fans can automatically turn on without warning.

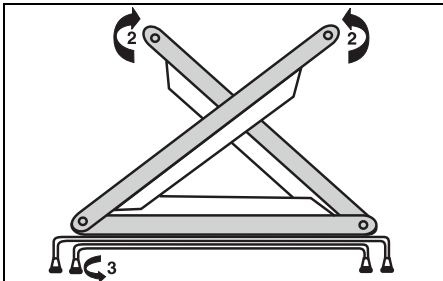
## Warning Triangle

### EXAMPLE



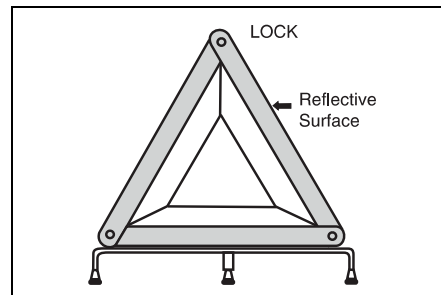
MHO-07-001

In case of vehicle break-down or during emergency stopping, where, your vehicle could become a potential traffic hazard, keep the warning triangle, provided with your vehicle, on the road free from any obstacles behind your vehicle so as to warn the approaching traffic, at an approximate distance of 50-100 m. The reflecting side of the triangle should face the on coming traffic. Please activate the hazard warning lamps before alighting the vehicle to keep the warning triangle.



MHO-07-014

- Remove the warning triangle carefully from the cover as shown by arrow 1.
- Open both the reflector arms as shown by arrow and lock the arms with each other with the clip provided in the right arm. Open the bottom stand in counter clock-wise direction as shown by arrow 3. Position the warning triangle behind the vehicle on a plain surface.
- Reverse the removal procedure for keeping inside the cover.



MHO-07-014



## APPEARANCE CARE

### Corrosion Prevention

It is important to take good care of your vehicle to protect it from corrosion. Listed below are instructions for how to maintain your vehicle to prevent corrosion. Please read and follow these instructions carefully.

#### Important Information About Corrosion

##### Common causes of corrosion

- 1) Accumulation of road salt, dirt, moisture, or chemicals in hard-to-reach areas of the vehicle underbody or frame.
- 2) Chipping, scratches and any damage to treated or painted metal surfaces resulting from minor accidents or abrasion by stones and gravel.

##### Environmental conditions which accelerate corrosion

- 1) Road salt, dust control chemicals, sea air or industrial pollution will all accelerate the corrosion of metal.
- 2) High humidity will increase the rate of corrosion particularly when the temperature range is just above the freezing point.
- 3) Moisture in certain areas of a vehicle for an extended period of time may promote corrosion even though other body sections may be completely dry.
- 4) High temperatures will cause an accelerated rate of corrosion to parts of the

vehicle which are not well ventilated to permit quick drying.

This information illustrates the necessity of keeping your vehicle (particularly the underbody) as clean and dry as possible. It is equally important to repair any damage to the paint or protective coatings as soon as possible.

#### How to Help Prevent Corrosion

Wash your vehicle frequently

The best way to preserve the finish on your vehicle and to help avoid corrosion is to keep it clean with frequent washing.

Wash your vehicle at least once during the winter and once immediately after the winter. Keep your vehicle, particularly the underside, as clean and dry as possible.

If you frequently drive on salted roads, your vehicle should be washed at least once a month during the winter. If you live near the ocean, your vehicle should be washed at least once a month throughout the year.

For washing instructions, refer to the "Vehicle Cleaning" section.

#### Remove foreign material deposits

Foreign material such as salts, chemicals, road oil or tar, tree sap, bird droppings and industrial fall-out may damage the finish of your vehicle if it is left on painted surfaces. Remove these types of deposits as quickly as possible. If these deposits are difficult to wash off, an additional cleaner may be required. Be sure that any cleaner you use is not harmful to painted surfaces and is specifically intended for your purposes. Follow the manufacturer's directions when using these special cleaners.

#### Repair finish damage

Carefully examine your vehicle for damage to the painted surfaces. Should you find any chips or scratches in the paint, touch them up immediately to prevent corrosion from starting. If the chips or scratches have gone through to the bare metal, have a qualified body shop make the repair.

#### Keep passenger and luggage compartments clean

Moisture, dirt or mud can accumulate under the floor mats and may cause corrosion. Occasionally, check under these mats to ensure that this area is clean and dry. More frequent checks are necessary if the vehicle is used off road or in wet weather.

Certain cargos such as chemicals, fertilizers, cleaners, salts, etc. are extremely corrosive by nature. These products should be transported in sealed containers. If a spill or leak does occur, clean and dry the area immediately.

## APPEARANCE CARE


### Store your vehicle in a dry, well-ventilated area

Do not park your vehicle in a damp, poorly ventilated area. If you often wash your vehicle in the garage or if you frequently drive it in when wet, your garage may be damp. The high humidity in the garage may cause or accelerate corrosion. A wet vehicle may corrode even in a heated garage if the ventilation is poor.

#### ⚠ WARNING

Do not apply additional undercoating or rust preventive coating on or around exhaust system components such as the catalytic converter, exhaust pipes, etc. A fire could be started if the undercoating substance becomes overheated.

### Vehicle Cleaning



76G044S

#### ⚠ WARNING

When cleaning the interior or exterior of the vehicle, **NEVER USE flammable solvents such as lacquer thinners, Petrol, benzene or cleaning materials such as bleaches or strong household detergents. The materials could cause personal injury or damage to the vehicle.**

### Cleaning the Interior

#### Vinyl upholstery

Prepare a solution of soap or mild detergent mixed with warm water. Apply the solution to the vinyl with a sponge or soft cloth and let it soak for a few minutes to loosen dirt.

Rub the surface with a clean, damp cloth to remove dirt and the soap solution. If some dirt still remains on the surface, repeat this procedure.

#### Fabric upholstery

Remove loose dirt with a vacuum cleaner. Using a mild soap solution, rub stained areas with a clean damp cloth. To remove soap, rub the areas again with a cloth dampened with water. Repeat this until the stain is removed, or use a commercial fabric cleaner for tougher stains. If you use a fabric cleaner, carefully follow the manufacturer's instructions and precautions.

### Leather upholstery

Remove loose dirt with a vacuum cleaner. Using a mild soap or saddle soap solution, wipe dirt off with a clean damp soft cloth. To remove soap, wipe the areas again with a soft cloth dampened with water. Wipe the areas dry with a soft dry cloth. Repeat this until the dirt or stain is removed, or use a commercial leather cleaner for tougher dirt or stains. If you use a leather cleaner, carefully follow the manufacturer's instructions and precautions. Do not use solvent type cleaners or abrasive cleaners.

#### NOTE:

- *In order to keep leather upholstery looking good, it should be cleaned at least twice a year.*
- *If leather upholstery becomes wet, immediately wipe it dry with tissue paper or a soft cloth. Water may cause leather to harden and shrink if it is not wiped off.*
- *When parking on sunny days, select a shady place or use a sunshade. If leather upholstery is exposed to direct sunlight for a long time, it may discolor and shrink.*
- *As is common with natural materials, leather is inherently irregular in grain and cowhide has spots in its natural state. These do not affect the performance of the leather in any way.*

### Seat belts

Clean seat belts with a mild soap and water. Do not use bleach or dye on the belts. They may weaken the fabric in the belts.

### Vinyl floor mats

Ordinary dirt can be removed from vinyl with water or mild soap. Use a brush to help loosen dirt. After the dirt is loosened, rinse the mat thoroughly with water and dry it in the shade.

### Carpets

Remove dirt and soil as much as possible with a vacuum cleaner. Using a mild soap solution, rub stained areas with a clean damp cloth. To remove soap, rub the areas again with a cloth dampened with water. Repeat this until the stain is removed, or use a commercial carpet cleaner for tougher stains. If you use a carpet cleaner, carefully follow the manufacturer's instructions and precautions.

### Instrument panel and console

#### NOTE:

- Wipe up spills containing chemicals, alcohol, etc., immediately with a soft, damp cloth. Use a mild soap solution if necessary. Do not use cleaners or polishes containing strong solvents or acidic solutions. These chemicals may stain and discolor the instrument panel and console.

- Do not use any chemical that contains silicone to clean the air conditioning, audio and other electrical components or switches, as well as the areas surrounding these parts. Adhesion of silicone may cause failure.

### Cleaning the Exterior

#### NOTICE


**It is important that your vehicle be kept clean and free from dirt. Failure to keep your vehicle clean may result in fading of the paint or corrosion to various parts of the vehicle body.**

### Caring for Aluminum Wheels

#### NOTE:

- Do not use an acidic or alkaline detergent, or a cleaner containing petroleum solvent to wash aluminum wheels. These types of cleaner will cause permanent spots, discoloration and cracks on finished surfaces and damage to center caps.
- Do not use a bristle brush and soap containing an abrasive material. These will damage finished surfaces.

### Washing



60B212S

#### ⚠ WARNING

- Never attempt to wash and wax your vehicle with the engine running.
- When cleaning the underside of the body and fender, where there may be sharp-edged parts, you should wear gloves and a long-sleeved shirt to protect your hands and arms from being cut.
- After washing your vehicle, carefully test the brakes before driving to make sure they have maintained their normal effectiveness.

## APPEARANCE CARE

### ⚠ CAUTION

If your vehicle is equipped with an rain-sensing wiper system, place the wiper control lever in the "OFF" position. If the lever is left in the "AUTO" position, the wipers could unexpectedly operate and cause an injury, and could also be damaged.

When washing the vehicle, park it where direct sunlight does not fall on it and follow the instructions below:

- 1) Flush the underside of body and wheel housings with pressurized water to remove mud and debris. Use plenty of water.

### NOTICE

**When washing the vehicle:**

- Avoid directing steam or hot water of more than 80°C (176°F) on plastic parts.
- To avoid damaging engine components, do not use pressurized water in the engine compartment.

- 2) Rinse the body to loosen the dirt. Remove dirt and mud from the body exterior with running water. You may use a soft sponge or brush. Do not use hard materials which can scratch the paint or plastic. Remember that the headlight covers or lenses are made of plastic in many cases.

### NOTICE

To avoid damage to the paint or plastic surface, do not wipe the dirt off without ample water. Be sure to follow above procedure.

- 3) Wash the entire exterior with a mild detergent or car wash soap using a sponge or soft cloth. The sponge or cloth should be frequently soaked in the soap solution.

### NOTICE


When using a commercial car wash product, observe the cautions specified by the manufacturer. Never use strong household detergents or soaps.

- 4) Once the dirt has been completely removed, rinse off the detergent with running water.
- 5) After rinsing, wipe off the vehicle body with a wet chamois or cloth and allow it to dry in the shade.
- 6) Check carefully for damage to painted surfaces. If there is any damage, "touch-up" the damage following the procedure below:
  1. Clean all damaged spots and allow them to dry.
  2. Stir the paint and "touch-up" the damaged spots lightly using a small brush.
  3. Allow the paint to dry completely.

### NOTICE

If you use an automatic car wash, make sure that your vehicle's body parts, such as spoilers, cannot be damaged. If you are in doubt, consult the car wash operator for advice.

### Waxing



60B211S

After washing the vehicle, waxing and polishing are recommended to further protect and beautify the paint.

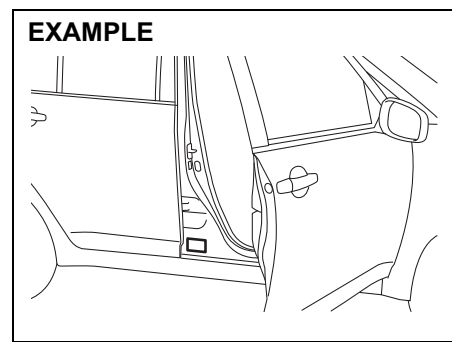
- Only use waxes and polishes of good quality.
- When using waxes and polishes, observe the precautions specified by the manufacturers.



## GENERAL INFORMATION

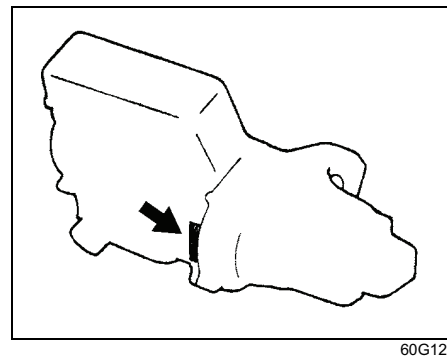
### Vehicle Identification

#### Chassis Serial Number



The chassis and/or engine serial numbers are used to register the vehicle. They are also used to assist your dealer when ordering or referring to special service information. Whenever you have occasion to consult your MARUTI SUZUKI dealer, remember to identify your vehicle with this number. Should you find the number difficult to read, you will also find it on the identification plate.

#### Engine Serial Number

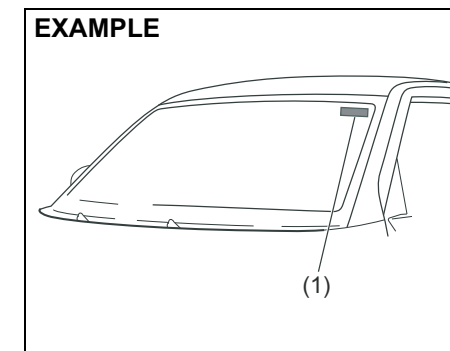


The engine serial number is stamped on the cylinder block as shown in the illustration.

#### Radio frequency identification (RFID) tag (if equipped)

As per Ministry of Road Transport and Highways, the Radio frequency identification (RFID) tag (1) is mandatory for each vehicle for the purpose of electronic toll collection or any other purpose as may be defined by the Government of India.

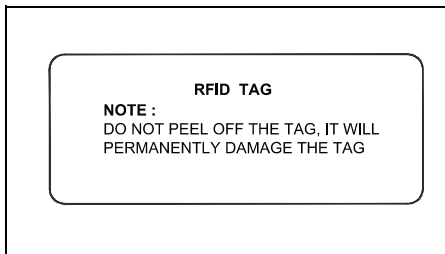
In case of any damage to RFID tag or replacement of front windscreen, please contact your nearest Maruti Suzuki Authorized workshop.



## GENERAL INFORMATION

---

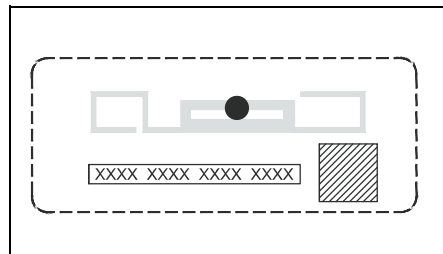
### As seen from inside of the vehicle



**Note:**

*The picture shown is for indicative purpose only. Internal structure of actual device mounted on vehicle may be different.*

### As seen from outside of the vehicle



**Note:**

*The picture shown is for indicative purpose only. Internal structure of actual device mounted on vehicle may be different.*

**Note:**

- RFID tag needs to be registered by government authorized agency (if applicable).
- Any attempt to remove the tag from the windscreen will result in permanent damage to the tag.
- Use of chemical cleaners to clean the windscreen area where the tag is mounted can damage the tag.
- Use of any sharp objects on the tag can damage the tag.

## SPECIFICATIONS

*NOTE:*

*Specifications are subject to change without notice.*

M/T: Manual transaxle

Petrol : Petrol engine model

A/T: Automatic transaxle

Diesel: Diesel engine model

ITEM: Dimensions		UNIT: mm
Overall length		4490
Overall width		1730
Overall height		1485
Wheelbase		2650
Track	Front	1495
	Rear	1505
Ground clearance		115 (laden condition)
		170 (unladen condition)

ITEM: Mass (weight)	UNIT: kg	PETROL ENGINE MODEL	DIESEL ENGINE MODEL
Curb mass (weight)	M/T	1010 – 1030	1105 – 1135
	A/T	1025 – 1030	–
Gross vehicle mass (weight) rating	M/T	1490	1585 – 1595
	A/T	1500	–
Permissible maximum Axle Weight	Front	745	840
	Rear	780	780

## SPECIFICATIONS

ITEM: Engine		
Type	K14B (DOHC)	D13A (DOHC)
Number of cylinders	4	4
Bore	73.0 mm	69.6 mm
Stroke	82.0 mm	82.0 mm
Piston displacement	1373 cm <sup>3</sup>	1248 cm <sup>3</sup>
Compression ratio	11.0 ± 0.4 : 1	17.6 ± 0.4 : 1

ITEM: Electrical			
Standard spark plug	Petrol		NGK LKR6F-10
Battery	Petrol		34B19L
	Diesel	without SHVS system	DIN50 <sup>#</sup>
		equipped with SHVS system	DIN70*
Fuses	See "INSPECTION AND MAINTENANCE" section.		

<sup>#</sup> Do not use battery other than DIN50 type. Else it may lead to performance deterioration.

\* When battery replacement is necessary, use only DIN70 (Exide Ecoserve) battery. Else it may deteriorate SHVS performance.

## SPECIFICATIONS

ITEM: Lights			WATTAGE	BULB No.
Headlight	Halogen	High Beam	12V 55W	H7
		Low Beam	12V 55W	H7/H11*
Front fog light (if equipped)			12V 35W	H8
Position light			12V 5W	W5W
Turn signal light		Front	12V 21W	WY21W
		Rear	12V 21W	PY21W
Side turn signal light			LED	
Tail/brake light			12V 21/5W	P21/5W
High mount stop light			LED	
Reversing light			12V 16W	W16W
License plate light			12V 5W	W5W
Interior light	Footwell light (if equipped) / Instrument panel pocket light (if equipped)		LED	
	Front		12V 5W	—
	Rear		12V 10W	—
	Trunk lid light		12V 5W	—

\* During bulb replacement, use same BULB No. as used in the vehicle.

## SPECIFICATIONS

ITEM: Wheels and Tires	
Tire size, front and rear	185/65R15 88S <sup>*1</sup> , 185/65R15 88H <sup>*1</sup> , 195/55R16 87H <sup>*1</sup>
Rim size	185/65R15 tire: 15X5 1/2J <sup>*2</sup> 195/55R16 tire: 16X6J <sup>*2</sup>
Tire pressures	For the specified tire pressure, see the Tire Information Label located on the driver's door lock pillar.

Petrol	Front (Kg per cm <sup>2</sup> )	Rear (Kg per cm <sup>2</sup> )
185/65R15	2.0	2.0
195/55R16	2.0	2.0
Spare tire	2.2	

Diesel	Front (Kg per cm <sup>2</sup> )	Rear (Kg per cm <sup>2</sup> )
185/65R15	2.2	2.0
195/55R16	2.2	2.0
Spare tire	2.2	

\*1: When tire replacement is necessary and if the specified load index and speed rated tire is not available, then use a tire of higher load index and speed rating.

\*2: The spare wheel provided with alloy wheel variant is steel wheel rim, hence follow 4 tire rotation only. (Refer: under section "Inspection and maintenance")

## SPECIFICATIONS

ITEM: Recommended Fuel/Lubricants and Capacities (approx.)			
Fuel			43 L
Engine oil	Petrol		3.1 L (with oil filter)
	Diesel		3.2 L (with oil filter)
Engine coolant	Petrol	5M/T	4.8 L
		4A/T	4.7 L
	Diesel		6.6 L
Manual transaxle oil			2.6 L
Automatic transaxle fluid			5.0 L





## SERVICE NETWORK (AS ON 01.08.2016)

■ MARUTI SUZUKI AUTHORISED DEALERS (DEALER CODE) :	SALES, SERVICE, WARRANTY & SPARE PARTS
■ MARUTI SERVICE MASTER (MSM) :	SERVICE, WARRANTY & SPARE PARTS
■ MARUTI SERVICE ZONE (MSZ) :	SERVICE, WARRANTY & SPARE PARTS
■ MARUTI AUTHORISED SERVICE STATIONS (MASSs) :	'A' CATEGORY MASSs (**MARKED) Free & paid Service, Major repairs & Accidental repairs 'B' CATEGORY MASSs (* MARKED) Free & paid Service & Major repairs 'C' CATEGORY MASSs (##MARKED) Free & paid Service & Minor repairs 'D' CATEGORY MASSs (#MARKED) Free Service & Minor repairs

**NOTE :** MASSs are not authorised to undertake Warranty jobs. Customers are requested to approach only Maruti Suzuki Authorised Dealers/Maruti Service Master/Maruti Service Zone for Warranty jobs.

REGIONAL OFFICES	AREA COVERED
REGIONAL OFFICE (NORTH-I) MARUTI SUZUKI INDIA LIMITED PLOT NO. 1, NELSON MANDELA ROAD, VASANT KUNJ, NEW DELHI-110070 PH : (011) 46781000, 46150291	WEST UP, UTTARAKHAND, DELHI, GURGAON, FARIDABAD, NOIDA, GHAZIABAD, REWARI, MAHENDRAGARH, NORTH-UP
REGIONAL OFFICE (NORTH-II) MARUTI SUZUKI INDIA LIMITED S.C.O. 39-40, SECTOR 8-C, MADHYA MARG, CHANDIGARH-160008 PH : (0172) 2780057, 2781352, 2540787	PUNJAB, CHANDIGARH, JAMMU & KASHMIR
REGIONAL OFFICE (NORTH-III) MARUTI SUZUKI INDIA LIMITED G.F., B-1 BLOCK, PICUP BHAWAN, VIBHUTI KHAND, GOMTI NAGAR, LUCKNOW - 226010 PH : (0522) 2720931-34	PART OF U.P. AND UTTARAKHAND
REGIONAL OFFICE (NORTH-IV) MARUTI SUZUKI INDIA LIMITED S.C.O. 81, FIRST FLOOR, SECTOR 5, PANCHKULA-134109 PH : (0172) 2590056, 2580056	HARYANA, HIMACHAL PRADESH
REGIONAL OFFICE (NORTH-V) MARUTI SUZUKI INDIA LIMITED 7TH FLOOR, POOJA TOWER, 3 GOPALPURA BY-PASS, TONK ROAD, JAIPUR -302018 PH : 0141-5157000, 5118006 / 7	RAJASTHAN

**SERVICE NETWORK (AS ON 01.08.2016)**

REGIONAL OFFICES	AREA COVERED
REGIONAL OFFICE (EAST-I) MARUTI SUZUKI INDIA LIMITED L & T CHAMBERS, 4TH FLOOR, 16 CAMAC STREET, KOLKATA - 700 017 PH : (033) 22835252-54	WEST BENGAL, SIKKIM, ANDAMAN & NICOBAR
REGIONAL OFFICE (EAST-II) MARUTI SUZUKI INDIA LIMITED 401, 4TH FLOOR, ROHINI APARTMENT, OPPOSITE HOTEL APSARA, 56 CIRCULAR ROAD, NEAR LALPUR CHOWK, RANCHI, JHARKHAND-834001, PH : (0651) 2563931	BIHAR, JHARKHAND
REGIONAL OFFICE (EAST-III) MARUTI SUZUKI INDIA LIMITED 5A, 5TH FLOOR, ABOVE CITY MART SHOPPING MALL, 724, PEACE ENCLAVE, ULUBARI, GUWAHATI – 781 007, ASSAM PH.: (0361) 2734308/ 10/ 11/ 12	ARUNACHAL PRADESH, ASSAM, MANIPUR, MEGHALYA, MIZORAM, NAGALAND, TRIPURA
REGIONAL OFFICE (EAST-IV) MARUTI SUZUKI INDIA LIMITED Office No. 605, 606, 6th Floor, Utkal Signature, Pahal, NH-5, Bhubaneshwar - 752101 (Odisha), Ph: 0674-6751581	ODISHA, CHHATISGARH
REGIONAL OFFICE (WEST-I) MARUTI SUZUKI INDIA LIMITED 602, MADHAVA BLDG., BANDRA KURLA COMPLEX, BANDRA (E), MUMBAI - 400 051 PH : (022) 2659 0165/0286/0290/0291 FAX : 26590285	MUMBAI, NAVI MUMBAI, THANE, RAIGAD, RATNAGIRI, SINDHUDURG & GOA
REGIONAL OFFICE (WEST-II) MARUTI SUZUKI INDIA LIMITED 7TH FLOOR, NORTH BLOCK, SACRED WORLD WANOWARIE, PUNE-411040 PH : (020) 64002641 / 2 / 3 / 0 4	REST OF MAHARASHTRA
REGIONAL OFFICE (WEST-III) MARUTI SUZUKI INDIA LIMITED 211, ISKON MALL, ABOVE STAR INDIA BAZAAR, SATELLITE ROAD, AHMEDABAD-380015 PH : (079) 40036660/40036671	GUJARAT , DADRA & NAGAR HAVELI, DAMAN AND DIU
REGIONAL OFFICE (WEST-IV) MARUTI SUZUKI INDIA LIMITED 3RD FLOOR, COMMERCE HOUSE, 7 RACE COURSE ROAD, INDORE-452001 PH : (0731) 4069481, 4069382 FAX : 4069382	MADHYA PRADESH
REGIONAL OFFICE (SOUTH-I) MARUTI SUZUKI INDIA LIMITED 7TH FLOOR, CAPITAL TOWERS, 180, KODAMBAKKAM HIGH ROAD, NUNGAMBAKKAM, CHENNAI - 600 034 PH: (044) 28233050-53 FAX: (044) 28242059	TAMILNADU, PONDICHERRY
REGIONAL OFFICE (SOUTH-II) MARUTI SUZUKI INDIA LIMITED 204, 2ND FLOOR, "EMBASSY CLASSIC", VITTAL MALLYA ROAD, BENGALURU-560001 PH. : (080) 22127384-85, 5112017-18 FAX : (080) 22484841	KARNATAKA
REGIONAL OFFICE (SOUTH-III) MARUTI SUZUKI INDIA LIMITED 2ND FLOOR, TUTUS TOWER, NH-47 BYPASS, PADIVATTOM, COCHIN-682024 PH. : (0484) 4088400	KERALA, LAKSHADWEEP
REGIONAL OFFICE (SOUTH-IV) MARUTI SUZUKI INDIA LIMITED MAHAVIR CHAMBERS, DOOR NO. 3-6-363 & 3-6-1/1, CHAMBER NO. 101 & 102, 1ST FLOOR, LIBERY SQUARE, HIMYATNAGAR, HYDERABAD PH : (040) 66729999	ANDHRA PRADESH, TELANGANA

DETAILS OF AREA OFFICES	
Area Office Location	A.O Address
Agra	Maruti Suzuki India Limited, 7th Floor, B-15/8, Shri Vrindavan Tower Sanjay Palace, Agra-282001, Ph. : 0562-4052646, 47
Bhopal	Maruti Suzuki India Limited, 522, 5th Floor, Corporate Zone, Ashima Mall, Hoshangabod Road, Bhopal-462026, Madhya Pradesh, 0755 - 6051555
Calicut	Maruti Suzuki India Limited, 1st Floor, Central Arcade, Bye pass Road, Puthyara Calicut - 673 004, Kerala, +91 495 2723151
Coimbatore	Maruti Suzuki India Limited, A-203, 2nd Floor, Raheja Center, Avinashi Road, Coimbatore – 641018, (0422)-2242109
Dehradun	Maruti Suzuki India Limited, 70 Rajpur Road, Opp Madhuban Hotel, Dehradun - 248001, Uttarakhand, 0135-2740549
Hubli	Maruti Suzuki India Limited, Shiva Avenue, 2nd Floor, Gokul Road, Hubli - 580030, PH : 0836-4259447
Jammu	Maruti Suzuki India Limited, Area Office - N2, Holl No. 116, Fast Flour, A-2, South Block, Bahu Plaza, Jammu (J & K)
Ludhiana	Maruti Suzuki India Limited, Sco No.16/17, 4th Floor , Fortune Chambers, Feroze Gandhi Market, Ludhiana-141001, Punjab, 0161-4649763, 4649765

**SERVICE NETWORK (AS ON 01.08.2016)**

<b>DETAILS OF AREA OFFICES</b>	
<b>Area Office Location</b>	<b>A.O Address</b>
Madurai	Maruti Suzuki India Limited, 3rd Floor, ADR Towers Kalavasal, Theni By-pass Road, Madurai - 625016, Ph.: 0452-4200203
Nagpur	Maruti Suzuki India Limited, Plot No. 244, 1st Floor, Narayani House, Hill Road, Dhasampeth Ext., Nagpur-440010, Ph.: 0712-2225808
Nashik	Maruti Suzuki India Limited, 2nd Floor, Rushiraj Towers, Gargapur Road, Nashik, PH : 0253-6698551,52
Patna	Maruti Suzuki India Limited, 538, AG Plaza, East Boring Canal Road Adj. St Johns School, Patna-800001 (Bihar), PH : 0612-2521145
Raipur	Maruti Suzuki India Limited, 629-630, Magneto Offizo, Magneto Mall, Labhandi, Raipur - 492001 (Chhatisgarh), Ph: 0771-4039643
Surat	Maruti Suzuki India Limited, Above TGB Restaurant, Shivalik Western, L.P. Savani Road, Adajan, Surat Gujarat - 395009, PH : 0261-6544450,51
Trivandrum	Maruti Suzuki India Limited, 8th Floor, KEK Tower, Opp. Police Head Quarters, Vazuthacaud, Trivandrum - 695010, PH: 0471-2322336
Visakhapatnam	Maruti Suzuki India Limited, #209, 2nd Floor, Dutt Island, Siripuram Junction, Visakhapatnam - 500003, PH: 0891-3078620

DEALER WORKSHOP (AS ON 01.08.2016)

ANDAMAN & NICOBAR

DIGLIPUR

1. AGENCY HOUSE (A & N ISLANDS) PVT. LTD.  
(PU01-PU-01), MADHUPUR VILLAGE,TEHSIL  
DIGLIPUR,NORTH ANDAMAN  
PH :03192-271056.

PORTBLAIR

2. AGENCY HOUSE (A & N ISLANDS) PVT. LTD.  
(E102-E1-02), NAYAGEN, PORTBLAIR,  
PH :03192-227104, 211682.  
3. AGENCY HOUSE (A & N ISLANDS) PVT. LTD.  
(E102-E1-01), GARACHRAMA, PORT BLAIR,  
PH :03192-251980, 253586, 211590.

RANGAT

4. AGENCY HOUSE (A & N ISLANDS) PVT. LTD.  
(E102-FJ-03), NIMBUTULLA, PO RANGAT, DIST.  
MIDDLE ANDMAN,  
PH :03192-211546.

ANDHRA PRADESH

AMALAPURAM

5. S.B.MOTORS (-), OPP. RR NAGAR, BESIDE:  
BAPUJI PRIMARY SCHOOL MAIN ROAD,  
BANDARULANKA, AMALAPURAM, EAST  
GODAVARI (DIST)

ANAKAPALLE

6. JAYABHERI AUTOMOTIVES PVT LTD  
(0N01-0N-01), SURVEY NO.822/1 & 2, NH-5  
ROAD, ANAKAPALLE, DISTT.  
VISHAKHAPATNAM. - 531001  
PH :+91-7093575555.

ANANTAPUR

7. SRI DURGA AUTOMOBILES (1B01-1B-01),  
17/377-A,GOOTY ROAD,,ANANTAPUR - 515001  
PH :08554-277958.

BHIMAVARAM

8. NOVELTY REDDY AND REDDY AUTOMOTIVES  
(7M01-7M-01), NEAR BYEPASS ROAD,UNDI  
ROAD,BHIMAVARAM - 534202  
PH :0881-2765645.

CHIRALA

9. JAYALAKSHMI AUTOMOTIVES PVT. LTD.  
(G502-NT-04), 9-1-92, CHURCH ROAD,CHIRALA, -  
523157  
PH :+91-9703703353.

CHITTOOR

10. BHARGAVI AUTOMOBILES PVT LTD  
(A801-1C-03), 22-241/A,KATTAMANCHI TIRUPATI  
ROAD,CHITTOOR,  
PH :+91-9848144772.

CUDDAPPAH

11. MSA MOTORS (C201-1D-03), K.T. BYE PASS  
ROAD,CUDDPPAH,ANDHRA PRADESH,  
PH :08562-645427.

ELURU

12. REDDY & REDDY MOTORS (1E01-1E-01), OLD  
NH-5 ROAD,BESIDES C R REDDY WOMEN'S  
COLLEFE OLD NH-5,ELURU,  
PH :8812-221826.

GUDIVADA

13. VARUN MOTORS PVT. LTD. (2603-CL-02), D NO.  
1-621 AUTONAGER 1ST LANE,GUDIVADA -  
521301  
PH :08674-246244, +919885651383.

GUDUR

14. BHARGAVI AUTOMOTIBLES PVT. LTD.  
(IS01-IS-01), SURVEY NO.1619/3A,GUDUR  
BYPASS, GUDUR RURAL, GUDUR DISTT.  
NELLORE, A.P. - 524101  
PH :08624-252509.

GUNTUR

15. JAYALAKSHMI AUTOMOTIVES PVT. LTD.  
(G502-G5-01), D-N-8-24-31,MANGALAGIRI  
ROAD,GUNTUR - 522001  
PH :0863-2241000.

HINDUPUR

16. SRI DURGA AUTOMOTIVES (1B01-36-02), PLOT  
NO.83, NEAR RELIANCE PETROL BUNK, BYE  
PASS ROAD, HINDUPUR  
PH :8554 - 277958.

JAGGAIAHPETA

17. VARUN MOTORS PVT. LTD. (2603-PC-05), DOOR  
NO. 2-20, MUTHYALAMMA GUDI STREET  
JAGGAIAHPET TOWN, JAGGAIAHPET, KRISHNA  
DISTT.  
PH :8652-281555.

JANGAREDDYGUDEM

18. REDDY & REDDY MOTORS (1E01-HQ-02), NEAR  
R&B GUEST HOUSE,ELURU  
ROAD,JANGAREDDYGUDEM,  
PH :+91-9948829555.

KAKINADA

19. S B MOTORS (W701-W7-01), D. NO.  
52-10-36/3,NEAR AMAR GHATI CENTER,KARAPA  
ROAD, KAKINADA - 533001  
PH :884-2352785.

KAVALI

20. BHARGAVI AUTOMOBILES PVT LTD  
(A801-PF-05), KAVALI NELLORE,ANDHRA  
PRADESH  
PH :+91-9248702567.

KOTHEGUDAM

21. VARUN MOTORS PVT. LTD. (2603-HF-04), DOOR  
NO. 5-35/4/B,LAKSHMIDAVI  
PALLI,BHADRACHALAM ROAD, KOTTHAGUDEM  
PH :0253-2351277/79.

KURNOOL

22. MSA MOTORS (C201-C2-01), AUTO  
NAGAR,INDUSTRIAL ESTATE, NH-7, KURNOOL  
- 518004  
PH :08518-254040, 251616.

MACHILIPATNAM

23. MITHRA AUTO AGENCIES PVT LTD  
(2604-0K-04), NARASIMHA NAGAR,  
MACHILIPATNAM, ANDHRA PRADESH  
PH :+91-9848988312.

MADANAPALLI

24. BHARGAVI AUTOMOBILES PVT LIMITED  
(AAT1-AAT-01), SURVEY NO.762, BASIKONDA  
VILLAGE, MADANPALLI, CHITTOOR DISTT.  
ANDHRA PRADESH - 524101  
PH :8624-252509.

NARASARAOPET

25. JAYALAKSHMI AUTOMOTIVES PVT. LTD.  
(G502-JT-03), NEAR RELIANCE PETROL PUMP  
BUNK,VINUKONDA ROAD, NARASARAOPET,  
GUNTUR,  
PH :+91-9868844344.

NARSIPATNAM

26. JAYABHERI AUTOMOTIVES PVT. LTD.  
(WT01-WT-01), OPP. RDO BUNGLAW, BANK  
COLONY, VISAKHAPATNAM ROAD,  
NARSIPATNAM - 531116  
PH :958932-225111/226111.

NELLORE

27. BHARGAVI AUTOMOBILES PVT LTD  
(A801-A8-01), D.NO.25/II/97 INDUSTRIAL  
ESTATE, A.K. NAGAR, P.B.NO.18,  
NELLORE(A.P.) - 524004  
PH :0861-326226, 329927.  
28. BHARGAVI AUTOMOBILES PVT LTD  
(A801-A8-04), A2, INDUSTRIAL ESTATE,A.K.  
NAGAR,NELLORE,  
PH :861-6457369.

NUZVID

29. VARUN MOTORS PVT. LTD. (2603-CN-03),  
BESIDE R T C BUS DEPOT,,OLD D M  
OFFICE,VIJAYAWADA ROAD, NIZVID - 521201  
PH :0866-2544444, 9885706800.

ONGOLE

30. JAYALAKSHMI AUTOMOTIVES (8Y01-8Y-02),  
THROVAGUNTA COMPANY  
CENTRE,NH-5,GUNTUR  
ROAD,ONGOLE,PRAKASAM DISTRICT. - 523003  
PH :8592-247167.

PENDURTHI

31. VARUN MOTORS PVT. LTD. (BAP1-BAP-01),  
SURVEY NO.107/1B, VELAMPETA, ANAKAPALLI  
TO PENDURTHI HIGHWAY, NEAR BRIDGE,  
PENDURTHI DISTT: VISAKAPATNAM

RAJAHMUNDRY

32. S.B. MOTOR CORPORATION (C501-C5-01),  
OPP.FCI  
GOWDOWN,JAILROAD,LALACHERUVLI,RAJAMU  
NDRY  
PH :0883-72410, 60249.

RAJAM

33. VARUN MOTORS PVT. LTD. (BLJ1-BLJ-01), PLOT  
NO. 44, SARATHI NAGAR, RAJAMNAGAR  
PANCHAYAT, RAJAM, DISTRICT - SRIKAKULAM,  
ANDHRA PRADESH - 532127

SRIKAKULAM

34. VARUN MOTORS PVT. LTD. (4603-W6-09),  
PEDDA PADDU ROAD,ARASAVILLI  
(P.O.),SRIKAKULAM,  
PH :08942-220830.

TANUKU

35. NOVELTY REDDY & REDDY PVT LTD  
(BAR2-BAR-01), NH-5 ROAD, NEAR WOMEN'S  
COLLEGE, BESIDE IOC PETROL PUMP,  
TANUKU, DISTT: WEST GODAVARI(ANDHRA  
PRADESH) - 534211

TENALI

36. JAYALAKSHMI AUTOMOTIVES (PE01-PE-01),  
KAVI RAJA NAGAR, GUNTUR ROAD, TENALI,  
GUNTUR DISTT. - 522002  
PH :8644-226100,227100.

TIRUPATI

37. BHARGAVI AUTOMOBILES PVT LTD  
(A801-N9-02), 11/66/1,TIRUPATI RENIGUNTA  
ROAD,TIRUPATI,  
PH :877-64591111.

TUNI

38. SATTIBABU MOTORS (PVT) LTD. (KY01-KY-01),  
D. NO. 65-31-15/1, OPP. FCI GODOWNS,  
NARAYANAPURAM, TUNI, EAST GODAVARI,  
ANDHRA PRADESH - 533401

VIJAYAWADA

39. MITHRA AUTO AGENCIES PVT LTD  
(2604-26-01), 40-17-3,,PICHIAIAH  
STREET,GANDHI COLONY,VIJAYAWADA  
PH :0866-632283, 633068.  
40. VARUN MOTORS PVT. LTD. (2603-26-01),  
48-17-4/1,RING ROAD,VIJAYAWADA - 520008  
PH :0866-2545053.

**DEALER WORKSHOP (AS ON 01.08.2016)**

41. VARUN MOTORS PVT. LTD. (2603-26-06),  
SURVEY NO.561/1, 562/5 & 561/3, 562/6  
KESARAPALLY,VIJAYAWADA, KRISHNA  
DISTRICT-521 102, A.P.

**VISHAKAPATNAM**

42. JAYABHERI AUTOMOTIVES PVT. LTD.  
(4606-46-01), PLOT NO. A-9, INDUSTRIAL  
ESTATE, VISHAKAPATANAM, ANDHRA  
PRADESH  
PH :0891-2506837.  
43. JAYABHERI AUTOMOTIVE PVT. LTD.  
(4606-46-02), D.NO.51-17-2 , NH-5,  
KRANTHINAGAR, VISAKHAPATNAM,(ANDHRA  
PRADESH). - 530013  
44. VARUN MOTORS PVT. LTD. (4603-46-08), DOOR  
NO. 58/2,BLOCK NO. 5,BALAJI NAGAR, OPP.  
ANDHRA UNIVERSITY, SIRIPURAM - 580003  
PH :0891-2525885.  
45. VARUN MOTORS PVT. LTD. (4603-46-0E), PLOT  
NO 88,BESIDES POLICE  
STATION,SRINAGAR,GAJUWAKA  
PH :0891-2513157.  
46. VARUN MOTORS PVT. LTD. (4603-46-0F), D-25,  
INDUSTRIAL ESTATE,MARRIPALLEM,BESIDES  
COLA MANCHU KONDA GARDENS,  
VISAKHAPATNAM.,  
PH :0891-2705375.

**VIZIANAGARAM**

47. JAYABHERI AUTOMOTIVES (N801-N8-01), PLOT  
NO.B-1,DOOR NO.8-32-1,SURVEY NO.108/12A &  
109/2A, INDUSTRIAL ESTATE, VANTITHADI  
AGRAHARAM VILLAGE, VIZIANAGARAM,  
ANDHRA PRADESH  
PH :08922 -255366,255377,8008333232.  
48. VARUN MOTORS PVT. LTD. (4603-N8-0C),  
OPPOSITE SUN SCHOOL, 100 FEET RING  
ROAD, VIZIANAGARAM, VIZIANAGARAM  
PH :+91-7799666998.

**ARUNACHAL PRADESH  
ITANAGAR**

49. BUISHI YADA MOTORS (7501-75-01), A'  
SECTOR, NAHARLAGUN, ARUNACHAL  
PRADESH. - 791110  
PH :0360-245113, 245114.  
50. BUISHI YADA MOTORS (7501-75-02), NH-52A,  
BANDERDEWA PAPUMPAPA (DISTT),  
ARUNACHAL PRADESH, ITANAGAR  
PH :0360-266382.

**PASSIGHAT**

51. BUISHI YADA MOTORS (7501-8A-03), PASSI  
GHAT BAZAR, PASSIGHAT, ARUNACHAL  
PRADESH - 791102  
PH :0368-9435082651/2224748.

**ASSAM**

**BAIHATA CHARIALI**

52. PALLAVI MOTORS (P) LTD (BNL1-BNL-01), DAG  
NO. 1042, PATTA NO. 17, MOUZA –  
BORBANKHAR, P.S. – BAIHATA CHARIALI,  
DISTRICT – KAMRUP, ASSAM - 781381  
PH :9664052488.

**BARPETA**

53. BHARTI MOTORS (P) LTD (7N01-7Z-02),  
SIMULGURI,NH-31,DISTRICT-BARPETA, ASSAM  
- 781313  
PH :0366-6260416.

**BIJOYNAGAR**

54. PODDAR CAR WORLD (IA01-IA-01), AT/PO -  
BIJOYNAGAR, INDIAN OIL PETROL PUMP,  
KAMRUP DIST.,BIJOYNAGAR - 781125  
PH :+91-9854120396.

**BONGAIGAO**

55. BHARTI MOTORS (P) LTD (7N01-7N-01),  
CHAPAGURI ROAD, BONGAIGAO - 7833830  
PH :03664-231580/9859978958/09954156179.

**DHEKIAJULI**

56. RAMLAL DURGADUTT MOTORS PVT LTD  
(T102-BRX-02), DAG NO.242, K.P. PATTA NO.88,  
VILLAGE-BHAKUAMARI, MOUZA-BORCHOLA,  
BESIDES-NH15, DHEKIAJULI, DISTT. SONITPUR,  
ASSAM.

**DHEMAJI**

57. SAIKIA AUTO PVT. LTD. (7P01-UD-02),  
NALANIPAM KONCH GAON,NH-52,DHEMAJI  
(ASSAM)  
PH :+91-9957837538.

**DIBRUGARH**

58. JAY BEE AUTO AGENCIES PVT. LTD.  
(C101-C1-01), CHIRING CHAPARI, T.R. PHUKAN  
ROAD, P.O. DIBRUGARH (ASSAM) - 786001  
PH :0373-2321018, 2329314.

**DULIAJAN**

59. JAYBEE AUTO AGENCIES PVT. LTD.  
(ADA1-ADA-01), JAYBEE AUTO AGENCIES,  
TIPLING TINIALI, DULIAJAN DIST. DIBRUGARH -  
786602  
PH :+91-9435039483.

**GUWAHATI**

60. PODDAR CAR WORLD (0905-09-01), NH-37,  
NEAR, GORCHUK CHAIRALI, GUWAHATI  
(ASSAM) - 781029  
PH :0361-7101714 , 9435555853.  
61. PODDAR CAR WORLD PVT LTD (0904-09-01),  
HENGGRABARI ,VIP ROAD,GUWAHATI - 781036  
PH :0361-2334969, 71, 2334975.

62. PODDAR CAR WORLD (0904-09-02), CHRISTIAN  
BASTI, BEHIND HOTEL STARLINE, GUWAHATI  
(ASSAM) - 781005  
PH :+91- 9508746340.

63. BIMAL AUTO AGENCY (0903-09-02), RG BARUAH  
ROAD, BEHIND INTERNATIONAL HOSPITAL,  
ZOO ROAD, GUWAHATI  
PH :0361-2656234.

64. BIMAL AUTO AGENCY (0903-09-01),  
CHANDMARI, BAMUNI MAIDAN, OPP SBI NEW  
GUWAHATI BRANCH, GUWAHATI  
PH :0361-2656233.

65. BIMAL AUTO AGENCY (0903-09-03), BESIDE NRL  
PETROL PUMP, RGB ROAD, ZOO ROAD,  
GUWAHATI, ASSAM - 781005  
PH :0361-2207322/9854057190.

66. PALLAVI MOTORS (P) LTD (0902-09-01), DAG  
NO. 1&2,NEXT TO DEPTT. OF FAMILY  
WELFARE SIX MILE. KHANAPARA G.S. ROAD,  
GUWAHATI  
PH :0361-2363191/92/93, 2360149, 2368980,  
2360233.

67. BIMAL AUTO AGENCY (0901-09-01),  
JHALUKBARI, GUWAHATI. - 781014  
PH :0361-670335, 570137.

68. BIMAL AUTO AGENCY (0901-09-02),  
BIYARBARI,NH-37,GUWAHATI  
PH :+91-8486002903/902.

69. BIMAL AUTO AGENCY (0901-09-03), AECB  
ROAD, MAJHAR GALI, ROOP NAGAR, ULUBARI,  
GUWAHATI, ASSAM - 781007  
PH :+91-9864074525.

**HOJAI**

70. RAMLAL DURGADUTT MOTORS PVT LTD  
(ARA1-ARA-01), KHATIYAN NO.: 312/3F, HOJAI  
MAIN ROAD, NEAR UCO BANK,  
SHANKARDEVNAGAR, HOJAI, DISTRICT –  
NAGAON , ASSAM - 782435  
PH :+91-9707556868.

**JAGI ROAD**

71. RAMLAL DURGADUTT MOTORS PVT LTD  
(7J01-RB-02),  
JAGIROAD,MORIGAON,NALAOW,ASSAM  
PH :+91-9207043336.

**JORHAT**

72. ANAMIKA MOTORS (G901-G9-01), GARALI  
ROAD, RAJABARIE, JORHAT, ASSAM.  
PH :0376-360901, 360947.

**KARIMGANJ**

73. JAIN UDYOG (6901-1S-04), STEAMER GHAT  
ROAD,KARIMGANJ, ASSAM - 788710  
PH :03843-262084.

**MANGALDOI**

74. PODDAR CAR WORLD (YW01-YW-01), PUNIA,  
NH-52, MANGALDOI, DISTT. DARRANG  
PH :0361- 9707152711.

**MARGHERITA**

75. VISHAL CAR WORLD PVT. LTD. (YR01-YR-01),  
MARGERITA TOWN, BEHIND IOCL PETROL  
PUMP, NH-38, MARGHERITA, ASSAM - 786181  
PH :+91-9435860000.

**NAGAON**

76. RAMLAL DURGADUTT MOTORS PVT LTD  
(7J01-7J-01), KHUTIKHATIA, HAIBARGON,  
NAGAON - 782002  
PH :0372-236111.

**NALBARI**

77. BIMAL AUTO AGENCY (9201-92-01),  
CHOWKBAZAR, NALBARI HAJO ROAD, NALBARI  
DIST. NALBARI - 781337  
PH :0361-9508818677.

**NORTH LAKHIMPUR**

78. SAIKIA AUTO PVT. LTD. (7P01-7P-01),  
KHELMATI, WARD NO. 14, NH -52, NORTH  
LAKHIMPUR, ASSAM - 787031  
PH :03752-3752-232272,232450.  
79. SAIKIA AUTO PVT. LTD. (7P01-7P-03),  
KHELMATI, NORTH LAKHIMPUR - 787001  
PH :03752-232272.

**RANGIA**

80. PODDAR CAR WORLD PVT. LTD. (6X01-6X-01),  
RANGIA TOWN, WARD NO. 5, SHANTIPUR,  
BHUTAN ROAD, NEAR POLYCLINIC HOSPITAL,  
RANGIA DISTT. KAMRUP (ASSAM) - 781354  
PH :+91-9707015958.

**SIBSAGAR**

81. ANAMIKA MOTORS (G901-L9-02), CHEREKAPAR,  
B.G. ROAD, NEAR HOLY NAME SCHOOL,  
SIBSAGAR.  
PH :03772-272231, 272251.

**SILCHAR**

82. JAIN UDYOG (6901-J2-02), KAUSHAL COMPLEX,  
SONAI ROAD, SILCHAR, ASSAM  
PH :03842-26061, 62.

**SONAPUR**

83. BIMAL AUTO AGENCY (AAQ1-AAQ-01), TEPEZIA  
TINIALI, NH-37, SONAPUR, DIST- KAMRUP,  
ASSAM.  
PH :+91-9435101175.

**TEZPUR**

84. RAMLAL DURGADUTT MOTORS PVT LTD  
(T102-T1-01), NEAR DON BASCO SCHOOL, P.O.  
NIKAMULSATRA, TEZPUR, ASSAM - 784154  
PH :+91- 8724087940.

**TINSUKIA**

DEALER WORKSHOP (AS ON 01.08.2016)

85. VISHAL CAR WORLD (J401-J4-01), LAIPULY, A.T.  
ROAD, TINSUKIA, DIST - TINSUKIA, ASSAM -  
786183  
PH :-91-9435860000.

BIHAR

ARRARIA

86. SEEMANCHAL MOTORS PVT. LTD.  
(O701-O7-01), NEAR BUS STAND, JAGDISH RICE  
MILL COMPOUND, HOSPITAL ROAD,  
FORBESGANJ, DISTT. ARRRARIA, BIHAR - 854318  
PH :7545830002.

ARRAH

87. PEARL CARS (VU01-VU-01), (A UNIT OF  
VINDHYAVASINI AUTOMOBILES PVT. LTD.),  
DHANUPRA, NEAR GANPAT CHOUDHARY  
DWAR, NH-30, ARRAH (BIHAR) - 802301  
PH :-91-9304685888.

BEGUSARAI

88. G S MOTORS (1U01-1U-01), HARHAR MAHADEV  
CHOWK, NH 31, BEGUSARAI, BIHAR  
PH :0624-3242325,9204756200.

BETTIAH

89. SHREE GOPAL AUTO PVT. LTD. (O401-O4-01),  
BEETIAH - MOTIHARI HIGHWAY , NH-28 B, NEAR  
MACHALI LOK, BEETIAH (BIHAR). - 845438  
PH :-9771486183.

BHAGALPUR

90. SEEMANCHAL MOTORS PVT. LTD.  
(G802-G8-01), BAUSI ROAD, ALIGANJ, NEAR  
SAINT TRESA SCHOOL, ALIGANJ, BHAGALPUR.  
- 812005  
PH :8797096019.

BIHARSHARIF

91. REESHAV AUTOMOBILES (MG01-TG-03), PATNA  
RANCHI ROAD, NR GAGAN DIWAN SOGARA  
SCHOOL, THANA-LAHERI MURARPUR,  
BIHARSHARIF, DISTRICT-NALANDA, BIHAR  
PH :-91-9931353562.

BUXAR

92. PEARL CARS (VV01-VV-01), C/O DEVDHTRHA  
UPPDHYA, SYNDICATE, BYE PASS ROAD,  
BUXAR - 802101  
PH :8294634605.

CHAPRA

93. REESHAV AUTOMOBILES (MG01-TH-02), 146,  
PLOT NO. 381, VILLAGE RAUJA, CHAPRA  
PATNA ROAD, NEAR BHIKHARI CHOWK,  
CHAPRA, BIHAR  
PH :-91-9431070569.

DANAPUR

94. ALANKAR AUTO SALES & SERVICE  
(1504-NN-02), ADJASCENT ARYA SAMAJ  
MANDIR, NEAR SAGUNA MORE, DANAPUR,  
PH :-91-9386898458.

DARBHANGA

95. KRISHNA MOTORS (1V01-1V-01), KHATA  
NO.61936, RAUSHAN CHOWK, BAJITPUR, B.M.P.  
-13, ROAD, DARBHANGA, BIHAR - 846009  
PH :-91-9204552403.  
96. KRISHNA MOTORS (1V01-1V-03), VIP ROAD,  
ALLALPATTI, DARBHANGA (BIHAR) - 846003  
PH :06272-641573.

GAYA

97. KARLO AUTOMOBILES PVT LTD (Y601-Y6-01),  
BODH GAYA, GAYA.  
PH :016312200277, 09708231604.

GOPALGANJ

98. SHREE GOPAL AUTO PVT. LTD. (O301-O3-01),  
NH-28, DANAPUR,  
TEHSIL-MANJAGARH,GOPALGANJ (BIHAR) -  
800023  
PH :9771486139.

HAJIPUR

99. REESHAV AUTOMOBILES (MG01-MG-01),  
KHATA 617 & KHASHRA 354/1605, NEAR  
RELIANCE PETROL PUMP, M G SETU ROAD,  
HAJIPUR ( VAISHALI).  
PH :-91-9263188786.

KATI HAR

100. SEEMANCHAL MOTORS PVT. LTD.  
(O601-O6-01), NEAR SBP VIDIIYA VIHAR  
SCHOOL, SIRSA, KATI HAR PURNEA ROAD,  
KATI HAR - 854105  
PH :8797096019.

KISHANGANJ

101. SEEMANCHAL MOTORS PVT. LTD.  
(PX01-PX-01), PASCHIM PALI ROAD, COLLEGE  
ROAD, THANA:KNE, WARD NO.1, KISHANGANJ  
(BIHAR). - 855101  
PH :8797096043.

MOHANIA

102. PEARL CARS (VW01-VW-01), MOHANIA-BUXAR  
ROAD ,SH-14,MOHANIA  
PH :8294634632.

MOTIHARI

103. RAJIV AUTOMOBILES PVT LTD (T401-FH-03),  
NEAR CHHATAUNI CHOWK, BESIDE NH 28 A,  
MOTIHARI TOWN , BIHAR  
PH :9234609669.

MUZAFFARPUR

104. RAJIV AUTOMOBILES PVT LTD (T401-T4-01),  
RAMDAYALU NAGAR, PATNA HAZIPUR ROAD,  
MUZAFFARPUR, BIHAR  
PH :9234609671.

105. RAJIV AUTOMOBILES PVT LTD (T401-T4-02),  
RAMDAYALU NAGAR, NEAR BMALANG STHAN,  
PATANA-MUZAFFERPUR HIGHWAY,  
PH :7677773918.

NAWADA

106. REESHAV AUTOMOBILES (MG01-TJ-04), 191 &  
400, KHSARA NO. 3105 & 3102, NEAR DM'S  
OFFICE, PATNA-RANCHI MAIN ROAD, NAWADA,  
BIHAR  
PH :-91-9263632175.

PATNA

107. ALANKAR AUTO SALES & SERVICE (1504-15-01),  
EAST BORING CANAL ROAD, NEAR RAJAPUR  
PUL, PATNA - 800001  
PH :0612-2528415/ 9934020200.  
108. ALANKAR AUTO SALES & SERVICE PVT LTD  
(1504-15-03), PLOT NO.118-119, BEHIND DURG  
MARINE DRIVE APARTMENTS, DUJRA DEVI  
STHAN, ASHOK RAJ/PATH, PATNA-800001  
109. VAU'S AUTOMOBILE (1503-15-01), BESIDES  
GODAVARI APPARTMENT, ASHIANA ROAD,  
PATNA.  
PH :-91-9122499299.  
110. KARLO AUTOMOBILES PVT LTD (1502-15-04),  
NEAR BATA GUNJ, DINGA PATNA, BIHAR. -  
800013  
PH :9304212119.

PURNEA

111. SEEMANCHAL MOTORS PVT. LTD. (6V01-6V-01),  
NH-31, NEAR MARKETING YARD, GULAB BAGH,  
PURNEA (BIHAR) - 854326  
PH :87979096014.

SAHARSA

112. G S MOTORS (AAP1-AAP-02), PATUAHA, NH 107  
SAHARSA, BIHAR - 852201  
PH :6478-222098.

SAMASTIPUR

113. KRISHNA MOTORS (1V01-1W-02),  
MATHURAPUR,MUKTAPUR,SAMASTIPUR  
PH :-91-8271368452.

SASARAM

114. PEARL CARS (1X01-1X-01), PLOT NO.7, 9 & 11,  
NH-2 MORE SARAI, SASARAM (BIHAR)  
PH :8294634602.

SIWAN

115. SHREE GOPAL AUTO PVT LTD (O501-O5-01),  
CHAPRA ROAD, NEAR CHAPDHALA, NH 85,  
SIWAN - 841236  
PH :9771486132.

CHANDIGARH

CHANDIGARH

116. TRICITY AUTOS (9M01-07-02), PLOT NO 29/6,  
INDUSTRIAL AREA PHASE-2, CHANDIGARH -  
160002  
PH :01724222222, 8054545490.  
117. C M AUTOSALES PVT. LTD. (0706-07-01), PLOT  
NO.130, PHASE-1, INDUSTRIAL AREA,  
CHANDIGARH - 160029  
PH :8146700700.  
118. AUTOPACE NETWORK (P) LTD (0705-07-01),  
PLOT #112-113, INDUSTRIAL AREA, PHASE-1,  
CHANDIGARH - 160002  
PH :9878422201.  
119. MODERN AUTOMOBILES (0702-07-01), 4 M.W.  
INDL AREA, CHANDIGARH - 160002  
PH :9815458150.

CHHATTISGARH

AMBIKAPUR

120. MAHAMAYA AUTOCARS PVT. LTD.  
(AE01-AE-01), MANEDRAGARH ROAD,  
AMBIKAPUR, CHATTISGARH. - 497001  
PH :7774-231852, 53.

BALODA BAZAAR

121. SKY AUTOMOBILES (5001-GJ-04), AMBEDKAR  
CHOWK, RAIPUR ROAD, BALODA BAZAAR,  
CHATTISGARH. - 493332  
PH :7727-222606.

BHATAPARA

122. SPARSH AUTOMOBILES (BBJ1-BBJ-01), RAIPUR  
ROAD, BHATAPARA (CHATTISGARH) - 493118  
PH :9928626682.

BHILAI

123. GANAPATI MOTORS (8303-83-01), OPP. NAGAR  
NIGAM OFFICE, G.E. ROAD, SUPELA, BHILAI  
PH :788-4030011, 4033806.  
124. GANAPATI MOTORS (8303-83-03), R 17,  
INDUSTRIAL AREA, NANDINI ROAD, CHAVANI  
ROAD, BHILAI. - 490026  
PH :788-4030011, 4075000.

BILASPUR

125. SATYA AUTOMOBILES (C301-C3-01), BUS  
STAND, SHIV TALKIES ROAD, BILASPUR,  
MADHYA PRADESH - 495001  
PH :7752-645048, 252024.  
126. SATYA AUTOMOBILES (C301-C3-03), SECTOR C,  
PLOT NO. 42, SIRGITTI INDUSTRIAL AREA,  
BILASPUR, CHATTISGARH - 495001  
PH :07752-645048, 252024.

DHAMTARI

**DEALER WORKSHOP (AS ON 01.08.2016)**

127. SKY AUTOMOBILES (7V01-7V-01), KASRA NO.238/2, SEHARA DABRI, RAIPUR ROAD, DHAMTARI-493773 CHATTISGARH - 4920099 PH :8899998612.

**DURG**

128. GANAPATI MOTORS (7W02-7W-01), OPP JAINAM PLACE, BEFORE PULGAON CHOWK, PULGAON NAKA, DURG, C. GARH PH :9826643000.

**JAGDALPUR**

129. SKY AUTOMOBILES (EC01-EC-01), GEEDAM ROAD, JAGDALPUR, CHATTISGARH. - 494001 PH :07782-231500/231498.

**JANJGIR**

130. SATYA AUTOMOBILES (C301-9N-02), NEAR KHOKSHA RAILWAY CROSSING, CHAMPA ROAD, NH-200, JANJGIR - 495668 PH :+91-9981260403.

**KANKER**

131. SKY AUTOMOBILES (5001-KG-06), RAZA NAGAR, SINGARBHAT, NH-30, KANKER – 494 334, DISTRICT – KANKER, CHHATTISGARH PH :07722-233111.

**KAWARDHA**

132. GANAPATI MOTORS (DI01-DI-01), NEAR KRISHI UPAJ MANDI, BILASPUR - KAWARDHA ROAD, KAWARDHA (DISTT - KABEERDHAM), CHHATTISGARH - 491995 PH :07741-275591.

**KORBA**

133. SATYA AUTOMOBILES (U701-U7-01), 150, INDIRA COMMERCIAL COMPLEX, T.P. NAGAR, KORBA, CHATTISGARH PH :07759-228167, 228168, 228169.

134. SATYA AUTOMOBILES (U701-U7-03), SHED NO. 1, INDUSTRIAL AREA, KORBA - 495681 PH :07759-228167, 228168, 228169.

**MAHASAMUND**

135. SPARSH AUTOMOBILES (5002-9P-02), BARONDA CHOWNK, BAGBAHRA ROAD, MAHASAMUND. PH :7723-224880.

**MANENDRAGARH**

136. MAHAMAYA AUTO CARS PVT LTD (AE01-BCE-02), WARD NO.21, NH-43, AMBIKAPUR ROAD, NEAR HP PETROL PUMP, MANENDRAGARH, DISTT. KORIYA - 497442 PH :8817282064.

**MUNGELI**

137. SATYA AUTOMOBILES PVT LTD, (BLE1-BLE-01), KHASRA NO. 270/2, BILASPUR ROAD, MUNGELI, CHHATTISGARH - 861468 PH :+91-9981266667, 08,09.

**RAIGARH**

138. SATYA AUTOMOBILES (7Y02-7Y-01), JINDAL ROAD, RAIGARH - 496001 PH :07762-228177,215810.

**RAIPUR**

139. SPARSH AUTOMOBILES (5002-50-04), OPP. UNION BANK, MAIN ROAD, PANDRI, RAIPUR PH :0771-4222213.

140. SKY AUTOMOBILES (5003-50-01), AVANTIVIHAR ROAD, TELEBANDHA, RAIPUR (C.G) PH :0771-4207000.

141. SPARSH AUTOMOBILES (5002-50-01), PACHPADI NAKA, OPP. DUTTA DRY CLEANER, DHAMKARI, JAGDALPUR ROAD, RAIPUR. - 492001 PH :771-4222222.

142. SPARSH AUTOMOBILES (5002-50-05), PLOT - 31, INDUSTRIAL ESTATE, OPP MAHESH COLD STORAGE, BHANPURI, RAIPUR PH :9926626662.

143. SKY AUTOMOBILES (5001-50-01), G.E.ROAD, MOHABA BAZAR, RAIPUR. - 492010 PH :0771-4214000.

144. SKY AUTOMOBILES (5001-50-02), K.K. ROAD, MOUDHAPARA, RAIPUR. PH :0771-4019000.

145. SKY AUTOMOBILES (5001-50-05), NEAR R.K. MALL, KOTA ROAD, RAIPUR - 492001 PH :0771-4032505.

**RAJIM**

146. SPARSH AUTOMOBILES (5002-MO-03), RAIPUR ROAD, NEAR AMMANI PETROL PUMP, NAYAPARA, RAJIM. PH :7701-234556.

**RAJNANDGAON**

147. GANAPATI MOTORS (8303-LQ-04), NEAR HANUMAN TEMPLE, GRAM MANKI, NH-6, RAJNANDGAON. PH :7744-291721.

**DADRA & NAGAR HAVELI  
SILVASSA**

148. KATARIA AUTOMOBILES PVT. LTD (ED01-ED-01), NEAR ATHAL CHAR RASTA,DADAR & NAGAR HAVELI, SILVASSA PH :0260 -2650057/56.

**DAMAN & DIU  
DAMAN**

149. KATARIA AUTOMOBILES PVT. LTD (0104-98-08), NEAR AKASWANI CENTER, RINGANWADA, NANI DAMAN , DAMAN UNION TERRITORY PH :8866002499/2244002.

**DELHI**

150. PREM MOTORS PVT. LTD. (08D4-08-02), F-85,OKHLA INDUSTRIAL AREA,PHASE-1, DELHI - 110020 PH :011-40510000.

151. PREM MOTORS PVT. LTD. (08D4-08-01), KH. NO.804/2,MAHIPALPUR MATA CHOWK, DELHI - 110037 PH :011-42390000.

152. T.R. SAWHNEY MOTORS PVT LTD (08C3-08-01), PLOT NO. -A/191, OKHLA PHASE-1, DELHI PH :011-71119333.

153. KRISH AUTOMOTORS PVT. LTD. (08C1-08-01), PLOT NO. 69, RAJASTHAN UDYOG NAGAR,G.T. KARNAL ROAD, DELHI - 110033 PH :011-43288888.

154. AAA VEHICLEADES PVT. LTD (08B9-08-01), 9/55, KIRTI NAGAR,INDUSTRIAL AREA, NEW DELHI - 110015 PH :011-46864333.

155. AAA VEHICLEADES PVT. LTD (08B9-08-02), PLOT NO. 9/47,INDUSTRIAL AREA KIRTINAGAR,NEW DELHI, PH :011-43465641/81.

156. MAGIC AUTO PVT. LTD. (08B7-08-01), PLOT NO. 68/3,MOTINAGAR,NEW DELHI, PH :011-43777777/43777721.

157. MAGIC AUTO PVT. LTD. (08B7-08-02), PLOT NO. : B-7, G.T. KARNAL ROAD, DELHI, PH :-011-45977777.

158. AAA VEHICLEADES PVT. LTD (08B4-08-01), B-244,OKHLA,PHASE-1,NEW DELHI, PH :011-46664888-46664999.

159. D.D. MOTORS (08B2-08-01), A-1 UDYOG VIHAR,NEW ROHTAK ROAD,PEERAGARHI,DELHI PH :011-25963535/48616500.

160. KRISH AUTOMOTORS PVT. LTD. (08A9-08-01), B65/2,WAZIRPUR INDUSTRIAL AREA,NEW DELHI - 110052 PH :-011-47096800, 42020000.

161. D.D. MOTORS (08A3-08-01), 5, WAZIRPUR,INDUSTRIAL AREA,ADJACENT TO WAZIRPUR DEPOT,RING ROAD, NEW DELHI PH :011-27153996-99, 27151466-67.

162. RANA MOTORS PVT LTD (08A1-08-02), C-47,OKHLA INDUSTRIAL AREA,PHASE-II,NEW DELHI PH :011-41707777.

163. RANA MOTORS PVT LTD (08A1-08-03), A-3,WAZIPUR INDL AREA,DELHI, PH :011-42474444.

164. RANA MOTORS PVT LTD (08A1-08-04), B-6/6, OKHLA INDUSTRIAL AREA PHASE-II, NEW DELHI - 110020 PH :1140877777/1126389930.

165. MAGIC AUTO PVT. LTD. (0888-08-01), A-93,PHASE-2,MAYAPURI INDL AREA,DELHI - 110064 PH :011-41847777/41847777.

166. MARKETING TIMES AUTOMOBILES PVT LTD (0887-08-01), 18, OKHLA INDUSTRIAL ESTATE, PHASE-3, NEW DELHI - 110020 PH :011-40999999/40999904.

167. ROHAN MOTORS LTD. (0886-08-01), F-9/B-1, MOHAN COOPERATIVE INDUSTRIAL ESTATE, MATHURA ROAD, DELHI - 110044 PH :011-40567900, 41679252-259.

168. T.R. SAWHNEY MOTORS PVT LTD (0819-08-01), 33 & 34, HARICHAND MELARAM COMPLEX, EAST GOKULPUR, WAZIRABAD ROAD, DELHI - 110094 PH :011-71115333.

169. T.R. SAWHNEY MOTORS PVT LTD (0819-08-02), B-6 INDUSTRIAL AREA, PHASE I, OPP SECTOR 18, BADLI, NEW DELHI - 110042 PH :011-71118333/71118338.

170. T.R. SAWHNEY MOTORS PVT LTD (0819-08-04), PLOT NO.-508, FUNCTIONAL INDUSTRIAL ESTATE, PATPARGANJ - 110092 PH :9873851333.

171. D.D. MOTORS (0813-08-01), A-100 MAYAPURI,PHASE-II,NEW DELHI - 110064 PH :011-41845000/49305232.

172. BAGGA LINK MOTORS PVT LTD. (0811-08-01), 395 PATPAR GANJ INDL. AREA,PATPARGANJ,NEW DELHI - 110092 PH :011-46488830/46488831.

173. BAGGA LINK MOTORS PVT LTD. (0811-08-02), LINK ROAD,(NEAR BAGGA PETROL PUMP),KAROL BAGH,NEW DELHI - 110005 PH :011-23524646/23522626.

174. BAGGA LINK MOTORS PVT LTD. (0811-08-03), PLOT NO.4.6.8,10 NEAR FORTIS HOSPITAL, OPPOSITE NIRULAS, BABA POTERY COMPOUND, ARUNA ASAF ALI ROAD, VASANT KUNJ, NEW DELHI - 110070 PH :011-45688888/45688811.

175. SAYA AUTOMOBILES PVT. LTD. (0808-08-03), A 21-22, G.T.KARNAL ROAD, NEW DELHI - 110033 PH :011-47088888/47088888.

176. SAYA AUTOMOBILES (0808-08-2B), KHASRA NO.2,G.T. KARNAL ROAD,OPP. GURUDUARA HARGOVIND SINGH,SIRAS PUR BADLI,DELHI PH :011-27731325/27731856.



**DEALER WORKSHOP (AS ON 01.08.2016)**

177. COMPETENT AUTOMOBILES CO LTD  
(0806-08-01), 895/C-8, NEAR JAIN MANDIR DADA  
BARI, MEHRAULI, NEW DELHI - 110030  
PH :011-47724700-47724707.
178. COMPETENT AUTOMOBILES CO LTD  
(0806-08-03), PLOT NO.3, GAZIPUR, DELHI,  
PH :011-45300000.
179. COMPETENT AUTOMOBILES CO. LTD.  
(0806-08-05), B-83 MAYAPURI PHASE I, NEW  
DELHI - 110015  
PH :011-47268980/47268980.
180. COMPETENT AUTOMOBILES (0806-08-06), 14,  
SHIVAJI MARG, NAGAFGARH ROAD, NEW  
DELHI  
PH :-91-8377007980/81/02.

**GOA**

**BICHOLIM**

181. SAI SERVICE PVT. LTD. (BHN1-BHN-01), CITY  
SURVEY NO. 46/1, MUSLIM WADDO, BICHOLIM,  
GOA - 403529  
PH :0832-2385500.

**CANACONA**

182. CHOWGULE INDUSTRIES PVT. LTD.  
(IT01-IT-01), PLOT NO.40, CANCONA  
INDUSTRIAL ESTATE, SHREESTAL, CANCONA,  
SOUTH GOA - 403702  
PH :0832-2633010.

**CUNCOLIM**

183. SAI SERVICE PVT. LTD. (3402-AAO-06), SURVEY  
NO.64/7, SHOP NO.3-A-II, CANCONAMODDI,  
CUNCOLIM, SOUTH GOA  
PH :08322763062, 2763063.

**DHARBANDORA**

184. CHOWGULE INDUSTRIES PVT. LTD.  
(3408-GO-07), AT- KHANDEPAR- USGAON,  
TAL-DHARBANDORA, SOUTH GOA - 403401  
PH :0832-2345221.

**MAPUSA**

185. CHOWGULE INDUSTRIES PVT. LTD.  
(3408-BZ-03), PLOT NO. 19/20, THIVIM  
INDUSTRIAL ESTATE, KARASWADA,  
MAPUSA, GOA - 403507  
PH :0832-2258000/5/6.
186. SAI SERVICE PVT. LTD. (3402-BZ-05),  
D-2/9, MAPUSA INDUSTRIAL ESTATE, MAPUSA,  
GOA,  
PH :0832-2267000.

**MARGAO**

187. SAI POINT CARS PVT LTD (3409-1Y-01),  
H.NO.17, WARD NO.5, SURVEY  
NO.34/3, 34/4, MARGAON PONDA  
HIGHWAY, SONFATOR  
AMBORA, CAMURLIN, SALTETE, GOA - 403722  
PH :0832-2746700/2658899.
188. CHOWGULE INDUSTRIES PVT. LTD.  
(3408-1Y-01), OPP DAMODAR  
TEMPLE, FATORDA, MARGOA, GOA - 403602  
PH :0832-2749100, 2749135, 169, 180, 741237, 39.
189. CHOWGULE INDUSTRIES PVT. LTD.  
(3408-1Y-08), PLOT NO. M-58 AND M-59, PHASE  
3B, VERNA INDUSTRIAL ESTATE, MARGAO,  
VERNA, SALTETE SOUTH GOA, GOA - 403722  
PH :0832-2782400.
190. SAI SERVICE PVT. LTD. (3402-1Y-02), SURVEY  
NO. 212/4, VILLAGE - VERNA TAL : SALTETE  
, NEXT TO AGNEL POLYTECHNIC, MARGAO  
PH :0832-2883000, 2791195, 791192-96.

**PANAJI**

191. CHOWGULE INDUSTRIES PVT. LTD.  
(3408-P1-02), D.B BANDODKAR  
MARG, CAMPAL, PANAJI, GOA  
PH :0832-2433000/2.
192. SAI SERVICE PVT. LTD. (3402-P1-01), SURVEY  
NO: 36/1, PENHA DE FRANCE, TAL : BARDEZ,  
ALTO PCRVORIM, GOA - 403501  
PH :0832 -2419200, 2414324, 412084.
193. SAI SERVICE PVT. LTD. (3402-P1-07), SHOP NO.  
14, DUKLE HEAVEN, ST. INEZ, PANAJI, NORTH  
GOA  
PH :0832-22229222/2225222.

**PONDA**

194. SAI SERVICE PVT. LTD. (3402-34-03), OFF  
PANJIM HIGHWAY, PONDA, GOA,  
PH :0832-2324106, 2311499, 2324120.

**SATTARI**

195. CHOWGULE INDUSTRIES PVT. LTD.  
(3408-BOP-10), SURVEY NO. 60, SUB DIV NO. 05,  
VILLAGE ARVALEM, VILLAGE PANCHAYAT  
ARVALEM, TALUKA SATTARI, NORTH GOA,  
GOA - 403505  
PH :08326410187.

**TALEIGAON**

196. CHOWGULE INDUSTRIES PVT. LTD.  
(3408-NP-06), SURVEY NO. 122, MAHBOS, NEAR  
SHANKARWADI TEMPLE, SHANKARWADI,  
TALEIGAON,  
PH :0832-2431799, 2231217.

**VASCO**

197. CHOWGULE INDUSTRIES PVT. LTD.  
(3408-CP-09), OPP BHARAMASTAL  
TEMPLE, PATRONG BAINA, VASCO, GOA - 403802  
PH :08322540121/0833540131.

198. SAI SERVICE PVT. LTD. (3402-CP-04), NEXT TO  
SHIKALIM CHURCH, SHIKALIM, VASCO, GOA -  
403802  
PH  
:0832-2542581/2526008/2526000/9850559425, 2414  
327.

**GUJARAT**

**AHMEDABAD**

199. STARLINE CARS (P) LTD (0115-01-01), PLOT NO.  
103/2, NANDA CHILODA, NEAR RAILWAY  
CROSSING, KRISHNANAGAR ROAD, NARODA,  
AHMEDABAD - 382330  
PH :079-29701051/53.
200. NANDA AUTOMOBILES (0114-01-01), SURVEY  
NO. 229/3, OPP. GOKULESH PETROL PUMP,  
NAROL - ASLALI ROAD, NAROL, AHMEDABAD,  
GUJARAT. - 382405  
PH :8865558787 / 8460088883.
201. UDAY AUTOLINK (0113-01-01), NEAR GALAXY  
SPACIA, OPP. DASTAN FARM, S. P. RING ROAD,  
KATHWADA, AHMEDABAD, GUJARAT - 382430  
PH :079-31927070.
202. KIRAN MOTORS LIMITED (0112-01-01), SURVEY  
NO. 82/1/1, NEAR H.P. PETROL PUMP, MOTERA  
ROAD, CHANDKHEDA, AHMEDABAD  
PH :079-65054555 / 575.
203. KIRAN MOTORS (0112-01-02), FINAL PLOT  
NO.33/1/1, NEAR SHRUSHTI LAVISH, OPP.  
SHYAM VILLA-II, NARODA-NIKOL ROAD, NIKOL  
DISTT. AHMEDABAD  
PH :079-60020555/60021555.
204. POPULAR WHEELERS (INDIA) PVT. LTD.  
(0111-01-01), BESIDE SOLA ROAD BRIDGE, S. G.  
HIGHWAY SOLA, AHMEDABAD  
PH :079-65058111.
205. KATARIA AUTOMOBILES PVT. LTD (0110-01-01),  
BEHIND ADANAL PUMP, , NEAR MAKARBA  
CROSSING, MAKARBA, SG HIGHWAY - 380051  
PH :079-30112333 / 30112312.
206. POPULAR WHEELERS (INDIA) PVT. LTD.  
(0109-01-01), BEHIND G. B. SHAH COLLEGE,  
NEAR SWAMINARAYAN PARK, VAISHALI  
TOWNSHIP ROAD, VASNA, AHMEDABAD,  
GUJARAT. - 380007  
PH :079-30491101, 02.
207. MANAN AUTO LINK PVT. LTD. (0108-01-01),  
ADJOINING HOTEL FORTUNE  
LANDMARK, ASHRAM ROAD, USMANPURA,  
AHMEDABAD  
PH :+91-9227231353, 55.
208. MANAN AUTO LINK PVT. LTD. (0108-01-02),  
BH.SAPTAK PARTY PLOT, 100 FT. RING ROAD,  
NARANPURA, AHMEDABAD, GUJARAT - 380013  
PH :079-66106610.

209. MANAN AUTO LINK PVT. LTD. (0108-01-04),  
GOTA CROSS ROAD, OPP. BSNL OFFICE,  
SARKHEJ - GANDHINAGAR HIGHWAY,  
AHMEDABAD (GUJARAT) - 382481  
PH :9913027777.
210. POPULAR WHEELERS (INDIA) PVT. LTD.  
(0105-01-01), PATEL TRUST BUILDING, AVTAR  
HALL, NAROL, NARODA HIGHWAY, ISANPURA  
ROAD, AHMEDABAD - 382443  
PH :079-61903232.
211. KATARIA AUTOMOBILES PVT. LTD (0104-01-01),  
D/8 BEHIND ESI HOSPITAL, OUTSIDE DARIAPUR  
DARWAJA, AHMEDABAD - 16  
PH :079-22174053/54.
212. KATARIA AUTOMOBILES PVT. LTD (0104-01-05),  
NEAR KOKHRA BRIDGE, MANINAGAR  
PH :079-2160571, 2.
213. KIRAN MOTORS LIMITED (0102-01-01), SARKHEJ  
- GANDHINAGAR HIGHWAY, OPP. RAJPATH  
CLUB, AHMEDBAD - 380054  
PH :0272-6740955, 67.
214. KIRAN MOTORS LIMITED (0102-01-02), BEHIND  
L&T GODOWN, SARKHEJ SANAND HIGHWAY,  
AHMEDABAD  
PH :26891863, 26891009, 65459555, 65228555,  
65229555.
215. KIRAN MOTORS LIMITED (0102-01-03),  
BASEMENT, RIVERA ARCADE, NR. AUDA  
GARDEN, PRAHLADNAGAR, 100FT RING  
ROAD, SATELLITE, AHMEDABAD - 390015  
PH :079-26924777, 26927333.
216. KIRAN MOTORS LIMITED (0102-01-04), SURVEY  
NO. 245/3, TP SCHEME NO. 43, NEAR KARGIL  
PETROL PUMP, SCIENCE CITY ROAD,  
AHMEDABAD - 380060  
PH :079-65457555.

**AMOD**

217. RAVIRATNA MOTORS (F801-ZE-03), ROYAL  
PARK, JAMBUSAR-BHARUCH ROAD, AMOD,  
DISTRICT: BHARUCH, GUJARAT. - 392110  
PH :+91-9687691106.

**AMRELI**

218. ATUL MOTORS (9E01-9E-01), LATHI BY PASS  
ROAD, AMRELI, GUJARAT. - 365601  
PH :8140909098.

**ANAND**

219. AMAR CARS PVT LTD (F702-F7-01), ROYAL  
PARK, JAMBUSAR-BHARUCH ROAD, AMOD,  
DISTRICT: BHARUCH, GUJARAT. - 388121  
PH :02692-229980, 229981.

**ANKALESHWAR**

220. RAVIRATNA MOTORS (P901-P9-01), PLOT NO.  
624/2/BA, GIDC, VALIA ROAD, ANKLESHWAR -  
393002  
PH :02646-225132/28.

**DEALER WORKSHOP (AS ON 01.08.2016)**

**BARDOLI**

221. KATARIA AUTOMOBILES PVT. LTD.  
(Q106-Q1-02), BLOCK NO.13, NANDIDA CROSS  
ROAD, BARASADI VILLAGE, SURAT-BARDOLI  
ROAD, BARDOLI, GUJARAT - 394310  
PH :922803307/9228004697/302222.
222. DHRU MOTORS (4002-Q1-02), G.I.D.C,SURAT  
BARDOLI ROAD,BARDOLI,  
PH :9825413113 / 9879104454.

**BAREJA**

223. KATARIA AUTOMOBILES PVT. LTD.  
(BAN1-BAN-01), S/E/7, ADITYA COMPLEX  
NATIONAL HIGHWAY-8, BAREJA, TALUKA –  
DASKROI, DISTRICT – AHMEDABAD, GUJARAT -  
382425  
PH :7046079997.

**BARWALA**

224. UDAY AUTOLINK PVT. LTD. (I401-I4-01), OPP.  
HILTON HOTEL, BHAVNAGAR HIGHWAY, TA  
BARWALA, DIST. AHMEDABAD - 382450

**BAVLA**

225. KATARIA AUTOMOBILES PVT. LTD (0104-RX-07),  
NEAR ESSAR PETROL PUMP, BAVLA  
-AHMEDABAD HIGHWAY, BAVLA  
PH :02714-231250.

**BHACHAU**

226. K.D. MOTORS (P501-JP-02), SUNRISE  
MALL,OPP. BUS STAND,BHACHAU BHUJ ROAD,  
BHACHAU, GUJARAT  
PH :02837-223402.

**BHARUCH**

227. RAVIRATNA MOTORS (F801-F8-01), NH 8, OPP  
YOGI PETROL PUMP,P.O.  
ZADESHWAR,BHARUCH - 392011  
PH :02642-23306, 507, 504.

**BHAVNAGAR**

228. ETERNAL MOTORS PVT LTD (C901-C9-01), 14/1  
& 2 GIDC,BEHIND  
S.T.WORKSHOP,CHITRA,BHAVNAGAR - 364004  
PH :9227893042, 44.
229. ETERNAL MOTORS PVT LTD (C901-C9-02),  
PLOT NO. 1858/A-2,OPP GOLIBAR HANUMAN  
MANDIR, BEHIND GAUSHALA, RUPANI CIRCLE,  
BHAVNAGAR  
PH :0278-2562462, 9228007221.
230. ETERNAL MOTORS (C901-C9-04), 6/8 & 11 GIDC,  
BHAVNAGAR - RAJKOT HIGHWAY, CHITRA,  
BHAVNAGAR (GUJARAT).  
PH :9228007215, 9227893040.

**BHUJ**

231. K.D. MOTORS (P501-PS-01), PLOT NO.  
5/6/14,UMANAGAR,MIRZAPUR HIGHWAY ROAD ,  
BHUJ,GUJARAT - 370001  
PH :2832-02832-232534/5.

**BODELI**

232. KIRAN MOTORS LIMITED (0R01-0R-01),  
OPP.NARMADA GUEST HOUSE,DABHOI ROAD,  
BODELI, TALUKA: SANKHEDA,VADODARA -  
391135  
PH :02665-222223 / 222224.

**BORSAD**

233. AMAR CARS PVT LTD (BJM1-BJM-01), BORSAD  
– TARAPUR HIGHWAY, BORSAD , DISTRICT –  
ANAND, GUJARAT - 388540  
PH :9586477744.

**BOTAD**

234. ETERNAL MOTORS PVT LTD (C901-AP-03),  
OPP.MULTIPLX CINEMA,YOGI  
NAGAR,PALIYAD ROAD,BOTAD  
PH :8511118832, 9099095344.

**DABHOI**

235. KATARIA AUTOMOBILES (UU01-UU-01), OPP.  
VEGA BUS STOP, NEAR VEGA CROSS ROAD,  
DABHOI-BODELI ROAD, DABHOI, TA.DABHOI,  
DI.VADODARA - 391110  
PH :02621-255311.

**DAHOD**

236. R B CARS PVT. LTD. (2C01-PL-02), NEAR  
SIMANDHAR JAIN TEMPLE, OLD INDORE  
HIGHWAY,DAHOD  
PH :02673  
-244307.

**DEESA**

237. TANU MOTORS PVT. LTD. (Q801-UQ-03), NH-14,  
NR. ESSAR PETROL PUMP, RADHANPUR  
HIGHWAY, HANUMAN NAGAR, MALGADH,  
DEESA - 385535  
PH :02744-270499.

**DEHGAM**

238. NANDA AUTOMOBILES (2B01-NR-03), NEAR  
UMIYA MATAJI TEMPLE,COLLEGE  
ROAD,AHMEDABAD ROAD, DEHGAM - 382305  
PH :02716-234567.

**DEVGADH BARIA**

239. R B CARS PVT. LTD. (2C01-AOA-05), BESIDE  
ARIHANT PETROL PUMP, PIPLOD ROAD,  
DEVGADH BARIA - 389380  
PH :0265-2771122.

**DHOLKA**

240. MANAN AUTO LINK PVT. LTD. (0108-CQ-03), NR.  
GEB, OPP. RANI RUDI  
TEMPLE,KALIKUND-RANODA ROAD, DHOLKA,  
AHMEDABAD - 387810  
PH :079-6525111.

**DHRANGADHRA**

241. DREAM VEHICLES PVT. LTD. (IM01-IM-01), PLOT  
NO. 79, SURENDRANAGAR- DHRANGADHRA  
ROAD, OPP. ARMY WORKSHOP,  
DISTRICT-SURENDRANAGAR.  
PH :2754-281234.

**GANDHI NAGAR**

242. NANDA AUTOMOBILES (2B01-2B-01),  
1003 SECTOR-28,GANDHI NAGAR - 382028  
PH :079-23212692 / 93 / 94.

**GANDHIDHAM**

243. B M AUTOLINK (7702-77-01), EAST OF PLOT NO.  
30-35,NATIONAL HIGHWAY, GANDHIDHAM  
PH :02836-223330.

**GODHRA**

244. R B CARS PVT. LTD. (2C01-2C-01), PLOT NO.  
112/11,,12-VAVDI,GODARA - DAHOD HIGHWAY,  
GODHRA, PANCHMAHAL, GUJARAT - 389001  
PH :02672-265306, 265307, 365308.
245. R B CARS PVT. LTD. (2C01-2C-04), GODHRA  
-LUNAWADA ROAD, GODHRA, DISTRICT:  
PANCHMAHAL - 389001  
PH :02672-262749.

**GONDAL**

246. ATUL MOTORS (PVT) LTD (5503-AD-05), 8-B  
NATIONAL HIGHWAY, OPP. DAULAT OIL MILL,  
NR. NILKANTH VIRUDASHRAM, RAJKOT  
HIGHWAY,GONDAL - 360311  
PH :02825-294495.

**HALOL**

247. R.B. CARS PVT. LTD. (BKC1-BKC-01), PLOT NO.  
104/6 & 104/8, VADODARA – GODHRA  
HIGHWAY, NEAR NAVJIVAN HOTEL, HALOL,  
DISTRICT – PANCHMAHAL, GUJARAT - 389350  
PH :02678-220201.

**HALVAD**

248. DREAM VEHICLES PVT. LTD. (GX01-GX-01),  
PLOT NO.5 & 6, NAKLANKDHAM TOWNSHIP,  
OPP. HONEST RESTAURANT, AHMEDABAD  
HIGHWAY, HALVAD DISTT. SURENDRANAGAR  
(GUJARAT) - 363330  
PH :02758-291409.

**HAZIRA**

249. SPECTRA MOTORS LIMITED (BAX1-BAX-01), A /  
9 / 1, NEW GIDC ICHAPORE, NEAR HP PETROL  
PUMP, OPP. ONGC, HAZIRA , DI: SURAT,  
GUJARAT. - 394270  
PH :0261-6736666.

**HIMMATNAGAR**

250. KIRAN MOTORS LIMITED (P601-P6-01), NEAR  
G.I.D.C,MOTIPURA, HIMMATNAGAR  
PH :9824576711.

**IDER**

251. KIRAN MOTORS LIMITED (UX01-UX-01),  
SURVEY NO.69 IDAR-AMBAJI ROAD, IDAR DIST:  
SABARKANTHA - 383430  
PH :8155994111.

**JAMNAGAR**

252. ATUL MOTORS (PVT) LTD (F401-F4-01), SURVEY  
NO.422,PLOT NO. 16,17 &  
19,JAMNAGAR,GUJARAT  
PH :0288-3041001.
253. ATUL MOTORS (PVT) LTD (F401-F4-04), C-36,MP  
SHAH ARUN UDYOG,SARUSECTION  
ROAD,JAMNAGAR  
PH :0288-2550251.

**JASDAN**

254. ATUL MOTORS (5503-OB-07), NEAR AMIRAJ  
EXPORT INDUSTRIES, RAJKOT ROAD, JASDAN  
- 360050  
PH :02821) 291222 8154007702.

**JETPUR**

255. PERFECT AUTO SERVICES (PK01-PK-01), NEAR  
ANKUR HOTEL, OPP. DHARESHWAR GEB  
STATION, PITHADIA, RAJKOT HIGHWAY,  
JETPUR (GUJARAT),

**JUNAGADH**

256. PERFECT AUTO SERVICES (5502-K8-06),  
SURVEY NO.45/1, PLOT NO. 214-C/D/E/F, GIDC-I,  
DOLATPARA, JUNAGADH-362001

**JUNAGARH**

257. PERFECT AUTO SERVICES (5502-K8-02), PLOT  
NO. 81-82,G.I.D.C.  
DOLATPURA,RAJKOT-JUNAGARH HIGHWAY,  
JUNAGARH  
PH :661480.

**KADI**

258. STARLINE CARS (P) LTD (D101-UR-07), OPP.  
COTTON MARKETING YARD, KADI-CHATRAL  
ROAD, TAL: KADI, DIST: MEHSANA  
PH :02764-241200.

**KALOL**

259. NANDA AUTOMOBILES (2B01-FW-02), PLOT NO.  
- 162-168, GIDC,KALOL MEHSANA HIGHWAY,  
NEAR CHIRAG CINEMA ROAD, KALOL.  
PH :02764-220781 / 82 / 83.

**KARJAN**

260. AMAR CARS PVT LTD (UZ01-UZ-01)  
PH :0265-2458282/2458585.

---

**DEALER WORKSHOP (AS ON 01.08.2016)**

---

**KHAMBHAT**

261. AMAR CARS PVT LTD (F702-BNF-03), PLOT NO. 7/8/9, RAJMAHAL PARK, OPP. SARDAR CHATRALAY, LAL DARWAJA, GAYATRINAGAR ROAD, KHAMBHAT - 388 620, TALUKA KHAMBHAT, ANAND DISTRICT, GUJARAT PH :9909960706.

**KIM**

262. KATARIA AUTOMOBILES (UW01-UW-01), PLOT NO. 116-121, DAL MILL COMPOUND, OPP. SURAT JILLA SANGH, KIM CROSS ROAD, NH-8, KIM - 394110 PH :02621 -3081240/251,235555.

**LIMDI**

263. DREAM VEHICLES PVT. LTD. (-), SURVEY NO.276/1, NEAR PANCHVATI HOTEL, LIMDI CROSS ROAD, AHMEDABAD-RAJKOT HIGHWAY, LIMDI, DISTT. SURENDRANAGAR, GUJARAT. - 363421

**MAHESANA**

264. STARLINE CARS (P) LTD (D101-D1-01), NAGALPUR HIGHWAY, MAHESANA , GUJRAT - 384002 PH :255454 / 231707.

**MAHUVA**

265. ETERNAL MOTORS PVT. LTD. (IV01-IV-01), VIJAY - PARTH COMPLEX, BANDAR ROAD, MAHUVA(GUJARAT) - 364290

**MANDAL**

266. KIRAN MOTORS (IW01-IW-01), SURVEY NO. 708, MANDAL - DETROJ HIGHWAY, NR. RELIANCE PETROL PUMP, MANDAL , DI: AHMEDABAD, GUJARAT. - 382130

**MANDVI**

267. K.D.MOTORS (UY01-UY-01), PLOT NO.25,26 & 27, RAJ COMMERCIAL, SURVEY NO.246, NEAR "THE BEACH RESORT", MANDVI NALIYA ROAD, MANDVI-KUTCH - 370465 PH :02834-295100 / 01.

**MANSA**

268. NANDA AUTOMOBILES (2B01-OL-04), OPP. GIDC, VISNAGAR ROAD, MANSa, DISTRICT-GANDHINAGAR, GUJARAT - 382845 PH :9727921000.

**METODA**

269. ATUL MOTORS PVT. LTD. (5503-BLW-08), PLOT NO. 2328, GATE NO. 2, METODA GIDC, METODA, TALUKA LODHIKA, DISTRICT - RAJKOT, GUJARAT - 360021

**MODASA**

270. KIRAN MOTORS LIMITED (P601-CR-02), SHAMLAL JI ROAD,SABARKANTHA DIST., MODASA PH :8155995111.

**MORBI**

271. PERFECT AUTO SERVICES (5502-X5-03), 8, SANALA,RAJKOT MORBI HIGHWAY,MORBI - 362641 PH :02822-225262, 263.

**MOTI KHAVADI**

272. ATUL MOTORS (PVT) LTD (AAU1-AAU-01), PLOT NO.22 & 29, NEAR PADANA POLICE STATION, JAMNAGAR-KHAMBHALIYA HIGHWAY, MOTI KHAVDI, ZANKHAR, TA: LALPUR, DIST - JAMNAGAR, GUJARAT. - 361010 PH :0288-2848015.

**MUNDRA**

273. B M AUTOLINK (7702-AJ-02), PRAGPAR ROAD,MUNDRA,DISTRICT-KUTCH, GUJARAT, - 370421 PH :02838-296020.

**NADIAD**

274. AMAR CARS PVT LTD (F702-P7-02), NEAR RAJHANS MULTIPLEX,NADIAD-UTTARSANDA ROAD - 387370 PH :0268-2587981, 2587980.

**NAVSARI**

275. KATARIA AUTOMOBILES PVT. LTD (Q701-Q7-01), PLOT NO.-891, OPP PAUVA MILL, NH-8,NEAR GANESH SISODRA CHOKDI,GANESH SISODIA NAVSARI, GUJRAT - 396463 PH :02637-304444/304439.

**OLPAD**

276. COMET CAR SALES & SERVICE PVT LTD (4006-ZZ-02), 1906/1907, OPP. KUMBHARVAD, JUNA PURA, OLPAD - 394540 PH :0261 -220066 / 220088.

**PADRA**

277. AMAR CARS (2205-OC-02), NEAR WESTERN BYPASS, AT SAMIYALA, PADRA-391440, DIST. - VADODARA, GUJARAT PH :02662-223355/223366.

**PALANPUR**

278. TANU MOTORS (Q801-Q8-01), OPP.DHARTI RESORT, ABU- AHMEDABAD HIGHWAY, PALANPUR - 385001 PH :02742-254477/254499/254000.

279. STARLINE CARS (P) LTD (D101-D1-08), SURVEY NO.4 & 5/2, OPPOSITE L K PETROL PUMP, PALANPUR-DEESA HIGHWAY, PALANPUR-385001, DISTT BANASKANTHA, GUJARAT PH :02742-265665.

**PALSANA**

280. KATARIA AUTOMOBILES PVT. LTD (4004-ZF-07), BESIDE SAINATH COMPLEX, KADODARA AHMEDABAD ROAD , NH-8, UMBHEL GAM,TALUKA: PALSANA KADODARA, SURAT. PH :+91-9723450887.

**PATAN**

281. STARLINE CARS (P) LTD (D101-Q9-02), CHANASMA HIGHWAY, PATAN PH :7046046184 / 7046046186.

**PORBANDAR**

282. ATUL MOTORS (F401-T6-05), PLOT NO. 208, GIDC VANANA, NATIONAL HIGHWAY , PORBANDAR, DIST. PORBANDAR GUJARAT PH :0286-290002.

**PRANTIJ**

283. KIRAN MOTORS LIMITED (AAI1-AAI-01), NO.8/P, OPP. VEGETABLE MARKET, PRANTIJ HIGHWAY, VILLAGE-KHAMALPUR, TALUKA-PRANTIJ, DISTT. SABARKANTHA, GUJARAT PH :9624401888.

**RAJKOT**

284. ATUL MOTORS (PVT) LTD (5503-55-01), NEAR BHAKTI NAGAR STATION CIRCLE,TAGORE ROAD, RAJKOT - 360002 PH :0281-2462781/82.
285. ATUL MOTORS (PVT) LTD (5503-55-02), BEHIND HP PUMP,UNIVERSITY ROAD ,NEAR SNK SCHOOL, RAJKOT - 360005 PH :0281-2575513/14.
286. ATUL MOTORS (PVT) LTD (5503-55-06), RAJKOT AHMEDABAD HIGHWAY, NR. CHANDARANA PETROL PUMP, OPP. GUJARAT SAMACHAR PRESS, AT. NAVAGAM RAJKOT - 360003 PH :0281-2704573.
287. PERFECT AUTO SERVICES (5502-55-01), PERFECT HOUSE,GONDAL ROAD,VANDI,RAJKOT - 360004 PH :0281-360588, 366759.
288. PERFECT AUTO SERVICES (5502-55-04), 150 RING ROAD,OPP. GANDHIGRAM POLICE CHOWKI,RAJKOT - 360005 PH :0281-2576233, 2576234.

**RAJPIPLA**

289. RAVIRATNA MOTORS PVT. LTD. (9X01-9X-01), OPP. JALARAM SAW MILL, NEAR HARSIDDHI MATAJI TEMPLE, RAJPIPLA, DIST: NARMADA, GUJARAT - 393145 PH :02640-223508.

**RAJULA**

290. ATUL MOTORS PVT LTD (BAK1-BAK-01), HINDORNA CHOWKDI, JAFRABAD ROAD, RAJULA DISTT. AMRELI (GUJARAT) - 365560 PH :02794) 221501.

**SANTRAMPUR**

291. R B CARS PVT. LTD. (2C01-RY-03), NEAR PTC COLLEGE, SANT ROAD, SANTRAMPUR,DISTT.- PANCHMAHAL PH :02675 -221752.

**SAYAN**

292. KIRAN MOTORS LTD. (OO01-OO-01), PLOT NO.6 TO 10 OF R BLOCK, SURVEY NO.209, VILLAGE PARIA, TALUKA: OLPAD, SAYAN - 394130 PH :9228007037/9712010100.

**SURAT**

293. SPECTRA MOTORS LIMITED (4008-40-01), SURVEY NO. 128 / 1, SURAT - KAMREJ ROAD, VALAK, SURAT, GUJARAT.
294. SPECTRA MOTORS LIMITED (4008-40-02), SONARAS COMPOUND, NEAR DGVCL OFFICE, KARMANATH MAHADEV TEMPLE LANE, KAPODARA, VARACHHA ROAD, SURAT
295. COMET CAR SALES & SERVICE PVT LTD (4006-40-01), CHIKUWADI COMPLEX, GHB ROAD, PANDESARA, SURAT. PH :0261 -3091234.
296. KIRAN MOTORS (P) LTD. (4005-40-01), PLOT NO. 443, FP NO. 26 MOJE PALGAM, ADAJAN, SURAT PH :9712010100.
297. KATARIA AUTOMOBILES PVT. LTD (4004-40-04), OPP. VATSALYA BUNGLOWS,NEAR GUJARAT GAS CNG STATION,UDHNA MADGULLA ROAD, VESU,SURAT - 395007 PH :0261-2211005/9228004674.
298. KATARIA AUTOMOBILES PVT. LTD (4004-40-05), KATARIA ARCADE,OPP. RAJHANS CINEMA,DUMAS ROAD, PIPLOD, SURAT PH :0261-3081238, 3081240, 3081251.
299. KATARIA AUTOMOBILES LTD. (4004-40-08), BLOCK NO.233, TP NO.8, OPP. SHREE LEKHA RESIDENCY, PALANPORE, ADAJAN, SURAT PH :0261-2778810 / 20 / 30 / 40.
300. DHRU MOTORS (4002-40-01), JEEVAN GANGA NAGAR,NEAR JEEVAN JYOT THEATRE,UDHNA MAIN ROAD,SURAT PH :0261-406071/72.

**DEALER WORKSHOP (AS ON 01.08.2016)**

301. DHRU MOTORS (4002-40-1B), 207, NEW INDUSTRIAL ESTATE, ROAD NO.-6, UDHNA UDYOG NAGAR, SURAT - 394210  
PH :0261-2272118/ 9978900862.
302. KIRAN MOTORS LIMITED (4001-40-01), SURAT-BARDOLI ROAD, DUMBHAL, NEAR PUNA JAKAT NAKA, SURAT - 394210  
PH :0261-639259, 9824701590/9712010100.
303. KIRAN MOTORS LIMITED (4001-40-02), PANDESARA, BAMROLI ROAD, SURAT - 395002  
PH :0261-2630361-4.

**SURENDERNAGAR**

304. DREAM VEHICLES PVT. LTD. (LC01-LC-01), 261/P, OPP MARKETING YARD, GIDC AREA, WADHWAN CITY, SURENDERNAGAR  
PH :022752-241314 / 651516.

**UNA**

305. PERFECT AUTO SERVICES (BFD1-BFD-01), SURVEY NO. 113, PLOT NO. 6, OPP. SWAMI VIVEKANAND VIDYALAYA, NEAR BANSIDHAR PETROL PUMP, BHAVNAGAR HIGHWAY, VAYAJPUR, UNA, DISTRICT – GIR SOMNATH, GUJARAT - 362560  
PH :-91-8511147523.

**UNJHA**

306. TANU MOTORS (Q801-GR-02), OPP. DHANA DAL FACTORY, MEHSANA PALANPUR HIGHWAY, UNJHA - 384170  
PH :02742-224499.

**VADODARA**

307. AMAR CARS PVT LTD (2205-22-01), VARASIYA AIRPORT ROAD, OPP POONAM CINEMA, KARELIBAUG, VADODARA, GUJARAT  
PH :0265-2488787.
308. KATARIA AUTOMOBILES PVT. LTD (2204-22-01), 984/4, GIDC, OLD NH-8, MAKARPURA ROAD, VADODARA, GUJARAT  
PH :0265-3091257 / 34.
309. KATARIA AUTOMOBILES PVT. LTD (2204-22-02), OPPOSITE SHARDA MANDIR HIGH SCHOOL, VINOBA BHAVE ROAD, SALATWADA, VADODARA - 390001  
PH :08866002482 / 1584.
310. AMAR CARS PVT LTD (2203-22-01), GORWA ROAD, VARODARA, GUJARAT, - 390016  
PH :0265-2291500, 01, 02.
311. AMAR CARS PVT LTD (2203-22-02), KALA GHODA, OPP. KIRTI MANDIR, VADODARA, DIS: VADODARA, GUJARAT  
PH :0265-2428282.
312. KIRAN MOTORS LIMITED (2201-22-01), 909/4, G.I.D.C.MAKARPURA, VADODARA - 390010  
PH :0265-2642212.

313. KIRAN MOTORS LIMITED (2201-22-02), PLOT NO.160, SUB-I NUTAN GUJ.INDL.ESTATE, OLD CHHANI ROAD, VADODARA  
PH :0265-2771744. 45.
314. KIRAN MOTORS LIMITED (2201-22-03), C/O ARBUDA COLD STORAGE, 823 POWER CABLE ROAD, DHARMSINH ROAD, OPP. UMA AMAR PARTY PLOT, NEAR CHHANI JAKAT NAKA, VADODARA - 390002  
PH :0265-2771122.

**VALSAD**

315. KATARIA AUTOMOBILES PVT. LTD (0104-2E-06), SURVEY NO. 211, ATUL-ALSAD ROAD, PARNERA, AVALSAD, GUJARAT  
PH :02632 -233244 / 233245.

**VALVADA**

316. VITESSE TRADING LIMITED (0503-V1-05), SURVEY NO.137/1 O 148/1 VILLAGE VALVADA, NATIONAL HIGHWAY-8, NEAR KARAMBELI STATION, DISTT.-VALSAD(GUJ)  
PH :0260-787301.

**VANSDA**

317. KATARIA AUTOMOBILES PVT. LTD. (Q701-SB-02), JAMNABA PARK, VANSDA HANUMAN BARI CHAR RASTA, VANSDA-DHARAMPUR ROAD, RANI FALIYA, VANSDA, DISTRICT – NAVSARI, GUJARAT - 396580  
PH :02630-223490.

**VAPI**

318. KATARIA AUTOMOBILES PVT. LTD (0104-97-03), PLOT NO. C-29, NATIONAL HIGHWAY-8, G. I. D. C., VAPI, TAL. PARDI  
PH :0260-3081240/3081260.
319. KATARIA AUTOMOBILES PVT. LTD (0104-97-09), PLOT NO. 304/2, VILLAGE BALITHA, NH-8, OPP BABA SITARAM TEMPLE, NEAR SWAMINARAYAN SCHOOL, SALAV, VAPI - 369 191, DISTRICT -VALSAD, GUJARAT

**VERAVAL**

320. PERFECT AUTO SERVICES (5502-AH-05), NR. BALIYA HANUMAM, VERAVAL - JUNAGADH HIGHWAY, JUNAGADH, GUJARAT - 362265  
PH :02876-221122.

**VIJAPUR**

321. STARLINE CARS (P) LTD (D101-V2-04), HIMMATNAGAR HIGHWAY, ANANDPURA CHAR RASTA, VIJAPUR - 382870  
PH :02763-220059.

**VIRAMGAM**

322. KIRAN MOTORS LIMITED (AAB1-AAB-01), SURVEY NO.319/P, NILKI CHOKDI, VIRAMGAM, DISTT: AHMEDABAD, GUJARAT. - 382150

**VISNAGAR**

323. STARLINE CARS (P) LTD (D101-RW-05), VISNAGAR -AMBAJI ROAD, OPP. DHAROI COLONY, VISNAGAR, DISTT.- MEHSANA  
PH :02765-222977.

**VYARA**

324. COMET MOTORS (BIY1-BIY-01), SHOP NO. 11 & 12, BLOCK NO. 175/1/A, RS NO. 113, VYARA-SURAT ROAD, VYARA, DISTRICT – TAPI, GUJARAT - 394650  
PH :02626-221410/11.

**WANKANER**

325. ATUL MOTORS PVT LIMITED (BAL1-BAL-01), RAJKOT-WANKANER HIGHWAY, NEAR JADESHWAR CHAMBERS, NEAR INTERNATIONAL CERAMIC, WANKANER (GUJARAT) - 363621  
PH :-02828-221556.

**HARYANA**

**AMBALA**

326. EAKANSH WHEELS (1802-18-01), STONE NO. 126, JAGADARI ROAD, VILLAGE TEPLA, AMBALA - 133001  
PH :0171-2822500,600,900.
327. EAKANSH WHEELS (1802-18-03), PLOT NO. 8, BASANT VIHAR, BEHIND SWASTIK MARBLE, NEAR MOTOR MARKET, AMBALA CITY, HARYANA - 133001  
PH :01712542549,9991106700.
328. MODERN AUTOMOBILES (1801-18-01), MODEL TOWN CROSSING, G.T.ROAD, AMBALA, HARYANA. - 134003  
PH :9991106700.
329. MODERN AUTOMOBILES (1801-18-02), NEAR AMAR PALI RESTAURANT, G.T. ROAD, AMBALA - 134003  
PH :0171-2520448.

**ASSANDH**

330. KARNAL MOTORS (8906-CS-04), OPP. NEW GRAIN MARKET, KARNAL ROAD ASSANDH, DISTT. KARNAL - 272032  
PH :1749-272032.

**BAHADURGARH**

331. SIDHI VINAYAK VEHICLES PRIVATE LIMITED (2G01-2G-01), 1202, M.I.E, PART-B, MAIN ROHTAK ROAD, BAHADURGARH, DIST. JHAJJAR (HARYANA) . - 124507  
PH :01276268102 / 01276661111  
9812580555.

**BARARA**

332. EAKANSH WHEELS, AMBALA (NX01-NX-01), SH-4, KALA AMB - SHAHBAD - BARARA ROAD, BARARA - 133201  
PH :01731-286400.

**BARWALA**

333. MODERN AUTOMOBILES (-), KHEWAT/KHOTONI NO. 388, KHASARA NO. 46/9, 10, OPPOSITE AXIS BANK, VILLAGE BATAPUR, P.O. BARWALA, TEHSIL AND DISTT. PANCHKULA, HARYANA  
PH :3257888/7206423300.

**BHIWANI**

334. JAGMOHAN MOTORS (X301-X3-01), DELHI ROHTAK ROAD, NEAR RADHA SWAMI SATSANG MANDIR, BHIWANI - 127021  
PH :9812000425.

**CHARKHI DADRI**

335. JAGMOHAN MOTORS (X301-CT-02), BHIWANI LOHARU ROAD, CHARKHI DADRI, BHIWANI - 127306  
PH :9992200363.

**CHEEKA**

336. EAKANSH MOTORS PVT. LTD. (U802-HU-04), MARBLE MARKET, PATIALA ROAD, CHEEKA, HARYANA,  
PH :01743222277 / 01743222288, 8053086000.

**ELLENABAD**

337. SHAKTI MOTORS PVT.LTD. (E401-IN-03), SURERA CHOWNK, NEAR CHAUDHARI MANI RAM COLLEGE, SIRSA ROAD, ELLENABAD - 125055  
PH :01666-230168, 221953, 9729871902.

**FARIDABAD**

338. TCS AUTOMOBILES (5804-58-01), PLOT NO-1A, SECTOR-6, FARIDABAD,  
PH :0129 -4292929.
339. BATRA AUTO COMPANY (5803-58-01), 14/1 MILESTONE, MATHURA ROAD, FARIDABAD, PH :0124-91-5274591-94.
340. BATRA AUTO COMPANY (5803-58-02), PLOT NO. 7, 18/2, MAIN MATHURA ROAD, FARIDABAD - 121003  
PH :0129-2380907.
341. VIPUL MOTORS LTD. (5801-58-03), UNIT-II, PLOT NO. 1A 19/6, MATHURA ROAD, FARIDABAD - 121006  
PH :0129-4003052, 4286000,24,30.
342. VIPUL MOTORS LTD. (5801-58-01), 27/5 KM, MAIN MATHURA ROAD, FARIDABAD - 121002  
PH :0129-4285000,33,66, 286640, 41, 290685.

**FATEHABAD**

**DEALER WORKSHOP (AS ON 01.08.2016)**

343. SHAKTI MOTORS PVT.LTD. (2H02-2H-01), NH-10, SIRSA ROAD, FATEHABAD  
PH :0167-221599 , 8222900217.

**GANAUR**

344. JAGMOHAN MOTORS (NA03-NA-01), RAILWAY ROAD, GANAUR  
PH :9992200365, 8059900576.

**GHARAUNDA**

345. KARNAL MOTORS (8906-MR-05), WARD NO.-1, BEHIND GOVT. SR. SEC. SCHOOL COLONY, GHARAUNDA  
PH :01748-252030,252040.

**GOHANA**

346. JAGMOHAN MOTORS (CU02-CU-01), NEAR KHANPUR CHOWNK, ROHTAK PANIPAT HIGHWAY, GOHANA, DISTT. - SONEPAT  
PH :9992200357, 8059900521.

**GURGAON**

347. PREM MOTORS PVT. LTD. (9512-95-01), PLOT NO. 3, IDC, OPPOSITE SECTOR-14, GURGAON - 122001

348. PREM MOTORS PVT. LTD. (9511-95-01), PLOT NO.101, SAINI PLAZA MARKET, OPP. H BLOCK, NEAR RAM MANDIR, PALAM VIHAR, GURGAON

349. RANA MOTORS PVT LTD (9509-95-01), 34/3, DINESH JAIN COMPLEX, RAJIV CHOWK, GURGAON - 122001  
PH :0124-2205444.

350. ROHAN MOTORS LTD. (9508-95-01), 2482/84, SECTOR-52A, WAZIRABAD VILLAGE, OPP. AARDI CITY MALL, GURGAON

351. PASCO AUTOMOBILES (9508-95-01), PASCO HOUSE, 6 PALAM GURGAON ROAD, INDUSTRIAL ESTATE, GURGAON - 122006  
PH :0124-8912555, 8912000, 8912869, 8912870.

352. PASCO AUTOMOBILES (9506-95-02), SECTOR 17-18, DIVIDER ROAD, GURGAON, HARYANA, - 122015  
PH :0124-4012555.

353. COMPETENT AUTOMOBILES CO LTD (9505-95-01), A-25, INFOCITY, SECTOR-33, GURGAON - 122004  
PH :0124-425200.

354. VIPUL MOTORS LTD. (5801-95-02), 504, UDYOG VIHAR, PHASE-III, GURGAON  
PH :0124-4395700/1, 4004019-23, 9811723030.

355. VIPUL MOTORS LTD. (5801-95-04), PLOT NO.5/22/1, SARHAUL VILLAGE, SECTOR-18, MAIN ROAD, GURGAON. (HARYANA) - 201102  
PH :0124-4285000.

**HANSI**

356. JAGMOHAN MOTORS (GT02-GT-01), G. T. HIGHWAY ROAD, MAIN ROHTAK HANSI ROAD, NEAR HOLLAND TRACTORS AGENCY & HP PETROL, HANSI - 124001  
PH :8059682101.

**HISSAR**

357. UNIQUE MOTORS PVT LTD (7603-76-01), OPP. BHANU INDUSTRIES, DELHI ROAD, VILLAGE: SATROD, HISSAR (HARYANA)  
PH :8818055520.

358. MODERN AUTOMOBILES (7602-76-01), OPP. VIDYUT NAGAR, DELHI ROAD, HISSAR, PH :9355473000.

359. MODERN AUTOMOBILES (7602-76-02), OPP. BBMB, HISSAR DELHI ROAD, HISSAR  
PH :9354511110.

360. HISSAR AUTOMOBILES (7601-76-01), 5TH KM STONE, SIRSA ROAD, HISSAR, HARYANA  
PH :8607777021.

**HODAL**

361. ROHAN MOTORS LTD. (EE01-UE-02), HASANPUR CHOWK, HODAL

**JHAJJAR**

362. SIDHI VINAYAK VEHICLES PRIVATE LIMITED (0B01-0B-01), NEAR GOVT. POLYTECHNIC, BAHADURGARH ROAD, JHAJJAR  
PH :271100.

**JIND**

363. EAKANSH MOTORS PVT. LTD. (U802-2K-06), PLOT NO. 1890/29, NEAR TRUCK UNION OFFICE, JIND-ROHTAK ROAD, JIND, HARYANA - 126102  
PH :8813902233 , 8395906111.

**KAITHAL**

364. EAKANSH MOTORS PVT. LTD. (U802-U8-01), AMBALA ROAD, NH-65, KAITHAL - 136027  
PH :01746-225959, 229100, 309330, 9991755000, 9671788801, 8813062233.

**KALKA**

365. MODERN AUTOMOBILES (EG02-EG-01), ADJOINING INDIAN OIL PETROL PUMP, RAM NAGAR, NH-22, KALKA, DISTRICT – PANCHKULA, HARYANA - 133302  
PH :0173-224999/220555.

**KARNAL**

366. MODERN AUTOMOBILES (8907-89-01), NEAR NAMASTE CHOWK, OLD G.T. ROAD, KARNAL - 132001  
PH :0184-2272503.

367. KARNAL MOTORS (8906-89-01), 71/3 MILESTONE, G.T. ROAD, KARNAL - 132001  
PH :0184-255555, 274387.

368. KARNAL MOTORS (8906-89-02), OPP. BUS STAND, AMBALA CHANDIGARH HIGHWAY, KARNAL - 132001  
PH :0184-2274287.

**KHARKHODA**

369. JAGMOHAN MOTORS LTD. (BU01-BU-01), NEAR KANYA GURUKUL MAHAVIDYALYA, DELHI ROAD, NEAR UNION BANK, KHARKHODA (HARYANA) - 131402  
PH :8685005505.

**KUNDLI**

370. JAGMOHAN MOTORS (GU02-GU-01), OPP. TDI OFFICE, DELHI KUNDALI BORDER, GT KARNAL ROAD SONEPAT - 131001  
PH :9812000372, 8059900518.

**KURUKSHETRA**

371. KARNAL MOTORS (8906-U6-03), PLOT NO. 156, INDUSTRIAL AREA, SECTOR-2, KURUKSHETRA  
PH :01744-232827.

**MANDI DABWALI**

372. SHAKTI MOTORS PVT.LTD. (E401-KU-02), SANGARIA ROAD, DABWALI, DISTT.-SIRSA - 125104  
PH :01668-229988,229966  
9896023577.

**MANESAR**

373. PLATINUM MOTOCORP LLP (2L04-2L-01), PLOT NO.282, SEC 6, IMT MANESAR DISTT. GURGAON. - 122052  
PH :0124-2656500.

**MEHAM**

374. JAGMOHAN MOTORS (A601-NZ-08), MAIN MARKET, NATIONAL HIGHWAY-10, ROHTAK-HISSAR ROAD, MEHAM, DISTRICT-ROHTAK  
PH :91-9992100310.

**NARAINGARH**

375. EAKANSH WHEELS (1802-CV-02), NH-72, AMBALA-KALA AMB ROAD, NEAR ADARSH FILLING STATION, NARAINGARH - 134203  
PH :1734-285500.

**NARWANA**

376. EAKANSH MOTORS PVT. LTD. (U802-CW-03), OPP. HAFED GODOWN-2, NH-65 AKHERAM NAGAR, NARWANA - 126116  
PH :01684-241333, 9813583100, 8395906111.

**PALWAL**

377. ROHAN MOTORS LTD. (EE01-EE-01), SANWAL COLONY, MAIN MATHURA ROAD, NEAR SDM COURT, PALWAL - 121101  
PH :1275-304100.

**PANCHKULA**

378. AUTOPACE NETWORK PVT. LTD (0705-K3-03), PLOT NO. 5, INDUSTRIAL AREA, PHASE-1, PANCHKULA, HARYANA.  
PH :582442/ 6573333/ 8558835501.

379. MODERN AUTOMOBILES (0702-K3-03), PLOT NO. 318, INDUSTRIAL AREA, PHASE-2, PANCHKULA  
PH :9648000169.

**PANIPAT**

380. HARISONS AUTOMOBILES (D301-D3-01), G.T.ROAD , PANIPATHARYANA - 132103  
PH :01742-67292, 67225, 67782.

381. HARISONS AUTOMOBILES (D301-D3-03), NEAR JATAL ROAD, OLD CANAL, PANIPAT - 132103  
PH :01802688088, 01804091801.

**PATAUDI**

382. PLATINUM MOTOCORP LLP (BY03-BY-01), HALI MANDI ROAD, OPPOSITE SHIV MURTI, PATAUDI, DIST. - GURGAON - 122503  
PH :0124-2672100.

**PEHOWA**

383. KARNAL MOTORS (8906-2M-06), NEAR SHARMA SERVICE STATION, KURUKSHETRA ROAD, PEHOWA  
PH :01741220911,  
9996038881.

**RADAUR**

384. PANDIT AUTOMOBILES PVT.LTD. (D201-EN-02), OPP. JMIT ENGG. COLLEGE, NEAR BUS STAND, RADAUR, DISTRICT-RADAUR, HARYANA  
PH :01732-263165, 9812455884.

**ROHTAK**

385. JAGMOHAN MOTORS (A601-A6-01), SONEPAT ROAD, ROHTAK  
PH :01262-55002-5.

386. JAGMOHAN MOTORS (A601-A6-03), NEAR SUKHPURA CHOWK, DELHI BYEPASS ROAD, ROHTAK,  
PH :91-9992200385.

**SAFFIDON**

387. EAKANSH MOTORS PVT. LTD. (U802-JU-05), NEAR BRSK SCHOOL , OPPOSITE RELJANCE PETROL PUMP, PANIPAT ROAD, SAFFIDON, DISTRICT- JIND  
PH :01686-264333, 8813902233, , 8395906111.

**SALAHAWAS**

388. SIDHI VINAYAK VEHICLES PRIVATE LIMITED (BEQ1-BEQ-01), KHATA NO. 550, KHASRA NO. 62/17/2(4-4) 18/2(4-9) 19/1/1(3-1), JHAJJAR-KOSLI ROAD (VIA MATANHEL), NEAR BDPO OFFICE VPO & TEHSIL – SALAHAWAS, DISTRICT – JHAJJAR, HARYANA, PIN – 124 146  
PH :9992929715.

**DEALER WORKSHOP (AS ON 01.08.2016)**

**SAMALKHA**

389. HARISONS AUTOMOBILES (D301-LY-02), INDUSTRIAL AREA, GT ROAD, SAMALKHA, DISTT. PANIPAT, HARYANA  
PH :-91-8607000122.

**SAMPLA**

390. JAGMOHAN MOTORS PVT. LTD. (NY01-NY-01), NEAR VASUNDRA CAFÉ, DELHI ROHTAK ROAD, SAMPLA, DISTT. ROHTAK  
PH :-91-9812000351.

**SIRSA**

391. SHAKTI MOTORS PVT.LTD. (E401-E4-01), DABBALI RD., SIRSA, HARYANA - 125055  
PH :-01666-230168.

**SOHNA**

392. PASCO AUTOMOBILES (9506-KZ-03), DAMDAMA MORE, GURGAON -SOHNA ROAD, SOHNA, HARYANA. - 122103  
PH :0124-4952001.

**SONEPAT**

393. JAGMOHAN MOTORS (J501-J5-02), GAYATRI GARDEN, MURTHAL ROAD, SONEPAT (HARYANA)  
PH :8685005562, 8685005501.

**SONIPAT**

394. JAGMOHAN MOTORS (J501-J5-01), BAHALGARH-DELHI ROAD, OPP. POWER HOUSE, SONIPAT - 131001  
PH :0130-2230114, 9992200358.

**TOHANA**

395. SHAKTI MOTORS PVT.LTD. (XP01-XP-01), NEAR GREEN VALLEY PUBLIC SCHOOL, RATIA ROAD, TOHANA - 125120  
PH :01692-220099,220199.

**YAMUNANAGAR**

396. PANDIT AUTOMOBILES PVT.LTD. (D201-D2-01), GOVINDPURI ROAD, JAGADRI, YAMUNANAGAR - 135001  
PH :01732-247946.  
397. PANDIT AUTOMOBILES PVT.LTD. (D201-D2-03), PLOT NO.E-8, INDUSTRIAL AREA, ITI ROAD, YAMUNA NAGAR (HARYANA) - 135001  
PH :01732-265517.

**HIMACHAL PRADESH**

**BAIJNATH**

398. KANGRA VEHICLEADES (BBC1-BBC-01), TASHI JONG, PAPROLA-BAIJNATH, NH-20, KANGRA -MANDI ROAD, TEHSIL BAIJNATH, DISTT. KANGRA - 176115  
PH :01894-242208.

**CHAMBA**

399. KANGRA VEHICLEADES (D902-JF-03), MOHALLA SULTANPUR, BALU BRIDGE, CHAMBA  
PH :-01899222086 , 9418059252.  
400. KANGRA VEHICLEADES PVT. LTD. (D902-JF-05), KHASRA NO. 88/96.1 & KHASRA NO.628/276, VILLAGE & PO SAROO, THE. & DISTT. CHAMBA, HIMACHAL PRADESH.

**DEHRA**

401. KANGRA VEHICLEADES (D902-HT-02), VILLAGE & P.O. SUNHET, TEHSIL DEHRA, DIST. KANGRA - 177101  
PH :01970-234477.

**GAGGAL**

402. KANGRA VEHICLEADES (-), NATIONAL HIGHWAY -20 , ZAMANABAD ROAD, ICHHI, GAGGAL, DISTT. KANGRA , HIMACHAL PRADESH

**HAMIRPUR**

403. COMPETENT AUTOMOBILES CO LTD (W901-W9-01), VILLAGE TIKKAR, P.O DIDWIN TEHSIL & DISTT, HAMIRPUR - 177401  
PH :256281-84, 9805510032.

**JOGINDER NAGAR**

404. COMPETENT AUTOMOBILES CO. LTD. (BB01-BB0-01), VILL. DHELU PO DOHAG, JOGINDER NAGAR (H.P.) - 175015  
PH :9418160965.

**KULLU**

405. COMPETENT AUTOMOBILES (2Q01-2Q-01), OPPOSITE S.S.B. TRAINING CENTRE, SHAMSHI, KULLU  
PH :260665, 260465.

**KUNIHAR**

406. GOYAL MOTORS PVT. LTD. (BBX1-BBX-01), KHATA NO. – 77, VILLAGE KOTHI, P.O. KUNNIHAR, TEHSIL – ARKI, DISTRICT – SOLAN, HIMACHAL PRADESH - 173207

**MANALI**

407. COMPETENT AUTOMOBILES CO. LTD. (BKU1-BKU-01), NEAR GREEN TAX BARRIER,AALLU GROUND, MANALI-175131 DISTT. KULLU (HP)  
PH :9805005751.

**MANDI**

408. COMPETENT AUTOMOBILES CO LTD (B301-B3-01), GUTKAR INDUSTRIAL AREA, DELHI MANDI ROAD, NH.21 GUTKAR, MANDI PH :223865, 223465.

**NAGROTA**

409. KANGRA VEHICLEADES (D902-D9-01), MALAN, NAGROTA - BAGWAN, KANGRA, H.P.  
PH :01892-251379, 251387.

**NAGROTA BAGWAN**

410. KANGRA VEHICLEADES PVT. LTD. (D902-D9-06), NAGROTA BAGWAN, JHIKLI AMBARI, MOUZA AMBARI, TEHSIL & DISTT. KANGRA, HIMACHAL PRADESH  
PH :-D902-D9-02.

**NALAGARH**

411. GOYAL MOTORS (IB02-IB-01), NEAR HP PETROL PUMP, VILLAGE PEERSTHAN, P O & TEHSIL NALAGARH, DISTT. SOLAN (H.P.)  
PH :+91-9418069672.

**NURPUR**

412. KANGRA VEHICLEADES (D902-JG-04), VILLAGE JACHH, PO JASSUR, TEHSIL NURPUR, DISTT. KANGRA - 176201  
PH :01893-226789, 226333.

**PALAMPUR**

413. KANGRA VEHICLEADES (2T01-2T-01), NEAR IOCL PUMP, KANGRA MANDI ROAD, PALAMPUR, DISTT. KANGRA, HIMACHAL PRADESH.  
PH :01894-236227.

**PAONTA SAHIB**

414. GOYAL MOTORS PVT. LTD. (A901-8G-02), OPP BIBJEET KAUR SENIOR SECONDARY SCHOOL, SHAMSHERPUR, NH-72, PAONTA SAHIB - 173025  
PH :+91-9418061728.

**RAJGARH**

415. GOYAL MOTORS PVT. LTD. (BJX1-BJX-01), KHATA NO. 517/505, 478/3, KHASRA NO. – 38/98 VILLAGE NERI RATAULI, P.O. RAJGARH TEHSIL – RAJGARH, DISTRICT – SIRMAUR , HIMACHAL PRADESH - 173101

**ROHRU**

416. GOYAL MOTORS (JZ01-JZ-01), CHARGAON SHIMLA ROAD, ROHRU, DISTRICT -SHIMLA  
PH :-91-9418018472.

**SHIMLA**

417. GOYAL MOTORS PVT. LTD. (A901-A9-01), TARADEVI, SHIMLA,(H.P.) - 171010  
PH :0177-231872.

**SOLAN**

418. GOYAL MOTORS PVT. LTD. (7D01-7D-01), DEON GHAT, SOLAN  
PH :01792-220472.

**UNA**

419. COMPETENT AUTOMOBILES (QD01-QD-01), VILLAGE RAINSARY,P.O ,HALERA,TEHSIL & DISTRICT-UNA  
PH :9625624052, 9625247917, 9625193080.

**JAMMU & KASHMIR**

**ANANTNAG**

420. PEAKS AUTO (2Y01-2Y-01), NH-1A, MOUZA UROONHALL, THE & DISTT. ANANTNAG - 228165  
PH :1932-228165.

**BANDIPORA**

421. JAMKASH VEHICLEADES (KASHMIR) PVT. LTD (1205-OA-04), AJAR BANDIPORA-193502, J&K  
PH :9419424413.

**BARAMULA**

422. JAMKASH VEHICLEADS(KASHMIR)PVT. LTD. (8C01-8C-01), VILLAGE SANGRAMA,WAGAROO, BARAMULA - 193101  
PH :0194-223550.

**DODA**

423. J&K VEHICLEADES (2Z01-2Z-01), MINTO CAR CARE, AKHYARABAD, MAIN ROAD, DODA CITY, DODA (J&K) - 182202  
PH :9596636421.

**GANDERBAL**

424. JAMKASH VEHICLEADES (KASHMIR) PVT. LTD (ZA01-ZA-01), MALSHAIE BAGH, GANDERBAL (J&K) - 191201  
PH :0194-416156.

**JAMMU**

425. JAMMU MOTORS PVT. LTD (3308-33-01), AKHNOOR ROAD, NEAR AG OFFICE, JAMMU , JAMMU & KASHMIR - 180001  
PH :2504746, 2552977.  
426. PEAKS AUTO JAMMU PVT. LTD. (3310-33-01), GANGYAL INDUSTRIAL AREA, BEHIND COCA COLA FACTORY, JAMMU - 180010  
PH :9469600042.  
427. JAMKASH VEHICLEADES PVT LTD (3306-33-01), NH-1A, BYE PASS, OPP CHANNI HIMMAT, JAMMU  
PH :0191-2466681.  
428. JAMKASH VEHICLEADES PVT LTD (3306-33-02), NEAR GENERAL BUS STAND, OPP. PHE OFFICE, B.C. ROAD, JAMMU - 180001  
PH :0191-2576235.  
429. JAMKASH VEHICLEADES PVT LTD (3306-33-04), SUNJWAN, DISTT. JAMMU  
PH :0191-2468504.

**KULGAM**

430. PEAKS AUTO (OY01-OY-01), NEAR GRID STATION,MAIN ROAD, KULGAM  
PH :1931-260003.

**DEALER WORKSHOP (AS ON 01.08.2016)**

**KUPWARA**

431. JAMKASH VEHICLEADS(KASHMIR)PVT. LTD.  
(1205-AX-03), JAMKASH VEHICLEADES, NEAR  
GM FILLING STATION, DC OFFICE ROAD  
KUPWARA  
PH :01955-253322.

**LEH**

432. DRUK AUTOZONE (9S01-9S-01), AIRPORT  
ROAD, LEH (LADAKH), DISTT. LADAKH, LEH -  
194101  
PH :01982-251659.

**POONCH**

433. JAMKASH VEHICLEADES PVT LTD  
(AAW1-AAW-01), VILLAGE KUNUYIAN, TEHSIL  
HAVELI POONCH, JAMMU & KASHMIR. - 185121  
PH :8803512978.

**PULWAMA**

434. PEAKS AUTO (1204-MU-03), MUGHAL ROAD,  
GUNGDOO, PULWAMA - 192301  
PH :01933-240133.

**RAJOURI**

435. JAMKASH VEHICLEADES PVT LTD (3306-KS-06),  
KALAKOTE ROAD, VILLAGE BADOL, RAJOURI  
PH :01962-264973.

**RS PURA**

436. JAMKASH VEHICLEADES PVT LTD (3306-JN-03),  
GAGAIN MORTH, R S PURA, JAMMU,  
PH :01923-252252.

**SHOPIAN**

437. PEAKS AUTO PVT. LTD. (AAA1-AAA-01), AGLAR  
SOFANAMAN, SHOPIAN  
PH :9596315959.

**SRINAGAR**

438. JAMKASH VEHICLEADS(KASHMIR)PVT. LTD.  
(1205-12-01), HYDERPURA BY PASS CROSSING,  
SRINAGAR  
PH :0194-2439950.  
439. PEAKS AUTO (1204-12-01), BYE PASS ROAD, NH  
- 1A, NEAR HOTAL SILVER STAR, SRINAGAR  
PH :0194-266067,68.  
440. HIGHLAND AUTOMOBILES PVT.LTD  
(1202-12-01), SONWAR, SRINAGAR - 190001  
PH :8717070373.

**SUNDERBANI**

441. PEAKS AUTO JAMMU PVT. LTD. (AAM2-AAM-01),  
MOUZA THANDA PANI, TEH. SUNDERBANI  
PH :9596772411.

**SURANKOT**

442. PEAKS AUTO JAMMU PVT. LTD. (TY02-TY-01),  
NEAR KNJET KING FILLING STATION, BHARAT  
PETROLEUM, POONCH MUGHAL ROAD,  
SURANKOTE, DISTT: POONCH - 185101  
PH :9070077069.

**UDHAMPUR**

443. J&K VEHICLEADES PVT. LTD. (D801-D8-01),  
NATIONAL HIGHWAY 1A, NEAR DAK  
BANGLOW, UDHAMPUR  
PH :01992-211366.

**JHARKHAND**

**BOKARO**

444. HINDUSTAN AUTO AGENCY (B501-B5-02), R1,  
CITY CENTRE, SECTOR-4, BOKARO STEEL  
CITY, BOKARO - 827004  
PH :06542-233690/ 9263631315.  
445. HINDUSTAN AUTO AGENCY (B501-B5-03), M2,  
SECTOR-4, CITRY CENTRE, BOKARO STEEL  
CITY (JHARKHAND) - 827004  
PH :+91-9204796107.

**DALTONGANJ**

446. PREMSONS MOTORS UDYOG PVT LTD  
(5103-MP-02), KACEHRI ROAD, DALTONGANJ,  
PALAMU - 822101  
PH :+91-9386768344.

**DEOGHAR**

447. RELIABLE INDUSTRIES (5202-KR-03), SHAHEED  
ASHRAM ROAD, JHAUNSAGARHI, DEOGHAR,  
PH :06432-9431125332.

**DHANBAD**

448. RELIABLE INDUSTRIES (5202-52-01), KATRAS  
ROAD, DHANBAD, JHARKHAND. - 826001  
PH :0326-301507, 301508,9431125332.  
449. RELIABLE INDUSTRIES (5202-52-02), BEHIND  
PRABHAT KHABAR, AT: KOLAKUSMA, P.O K.G.  
ASHRAM, SARAIIDHELA , DHANBAD  
PH :+91-8986749072.

**DUMKA**

450. RELIABLE INDUSTRIES (L701-L7-01), OPP  
DUDHANI PETROL PUMP, DEOGHAR-PAKUR  
ROAD,DUMKA ( JHARKHAND) - 814101  
PH :+91-9708555924.

**GHATSHILA**

451. PEBCO MOTORS LTD. (AIA1-AIA-01), PLOT NO.  
68, KHASRA NO.128, MAUZA PAORA, NH-33,  
NEAR FULL-DUNGRI CHOWK,GHATSHILA, EAST  
SINGHBHUM (JHARKHAND) - 832303  
PH :+91-9308433388.

**GIRIDIH**

452. RELIABLE INDUSTRIES (5202-3D-04),  
MOHANPUR, PACHAMBA ROAD, GIRIDIH. -  
815301  
PH :06532-222969/ 9934205123.

**GODDA**

453. RELIABLE INDUSTRIES (5202-EJ-05), ASANBANI  
CHOWK, MAIN ROAD, GODDA. - 814133  
PH :+91-9431121479.

**GUMLA**

454. PREMSONS MOTOR UDYOG PVT. LTD.  
(5103-2O-04), VANASTHALI COMPLEX  
PUGUCHAMPA NAGAR,NH-23,SISAI  
ROAD,GUMLA - 835207  
PH :+91-9905787135.

**HAZARIBAGH**

455. HINDUSTAN AUTO AGENCY (Y901-Y9-01), NEAR  
SBI MAIN BRANCH, MAIN ROAD, HAZARIBAGH.  
PH :+91-9263631324.

**JAMSHEDPUR**

456. MOTOR WORLD (3102-31-01), N.H-33, NEAR  
PARDIH CHOWK, MANGO, JAMSHEDPUR -  
831012  
PH :0657-2360346, 2360347.  
457. PEBCO MOTORS LTD. (3101-31-01), MEDIUM  
SECTOR, INDUSTRIAL AREA, ADITYAPUR,  
JAMSHEDPUR  
PH :0657-409106, 107.  
458. PEBCO MOTORS LTD. (3101-31-02), 16  
BALICHALA, CONTRACTORS & GODOWN AREA,  
SONARI, JAMSHEDPUR - 831011  
PH :+91-9308433388.

**RAMGARH**

459. HINDUSTAN AUTO AGENCY (AV01-AV-01),  
MARAR, RANCHI ROAD (NH-33), RAMGARH -  
829122  
PH :+91-9263631320.

**RANCHI**

460. SUDHA BUSINESS ENTERPRISES PVT. LTD.  
(5107-51-02), PLOT NO. 74, OPPOSITE OTC  
GROUND, HEHAL, RATU ROAD, RANCHI,  
JHARKHAND - 834005  
461. PREMSONS MOTORS UDYOG PVT LTD  
(5103-51-01), 502, KANKER ROAD, RANCHI. -  
834008  
PH :0651-2231686, 9304807349.  
462. PREMSONS MOTOR UDYOG PVT. LTD.,  
(5103-51-03), 10/P, NAMKUM INDUSTRIAL  
ESTATE,BEHIND HIGH TENSION INSULATOR  
FACTORY, LOWER CHUTIA, RANCHI - 834010  
PH :0651-3210400, 3190400/9304807354.

463. PREMSONS MOTOR UDYOG PVT. LTD.  
(5103-51-05), PLOT NO.31 & 134, JOHNSON  
MORH, TUPUDANA INDUSTRIAL AREA,  
TUPUDANA, RANCHI - 834003  
PH :0651-6560180.

**KARNATAKA**

**ANEKAL**

464. PRATHAM MOTORS (0205-FA-04), SY#45/3,  
KAVAL HOSAHALLI, KASABA HOBLI, ANEKAL  
TALUK  
PH :+91-9343222764.

**ANKOLA**

465. BHARATH AUTO CARS PVT LTD (FC02-FC-01),  
NEAR NARAYANA TEMPLE KAKKAR MUTTA,  
BELEGULI CROSS, ANKOLA, UK DISTRICT -  
581314  
PH :08388-231330.

**ATHRAADI**

466. ABHARAN MOTORS (G601-UK-04), HERABETTU  
ROAD ATHARDI UDUPI  
PH :0820-6452061/2/3/4.

**BAGALKOT**

467. VIJAY MOTOWINGS (ZL01-ZL-01),  
180/4-2,BELGUM RAICHUR ROAD,NEAR APMC  
MARKET YARD, BAGALKOT - 587103  
PH :08354-2001194/95,220665.

**BANGALORE**

468. KALYANI MOTORS PVT LTD. (0287-02-01), #  
10/5, NAGADEVANHALLI, KENGERI, MYSORE  
ROAD, BANGALORE, KARNATAKA - 560056  
PH :080-30036333.  
469. BIMAL AUTO AGENCY INDIA PVT. LTD.  
(0286-02-01), #184/185, OPP. FORUM VALUE  
MALL, WHITE FIELD MAIN ROAD, BANGALORE -  
560066  
PH :080-30693069.  
470. LEO MOTORS PVT LTD (0285-02-01), 74/5  
HORMAVU MAIN ROAD, HARMAVU, K R PURAM  
HOBLI, BANGALORE - 560036  
PH :080-49339999.  
471. SURAKSHAA CAR CARE PVT LTD (0280-02-01),  
30/3 K AGRAHARA, HOSUR MAIN ROAD,  
ELECTRONIC CITY, BANGALORE  
PH :080-28522222/3/4.  
472. SURAKSHAA CAR CARE PVT. LTD. (0280-02-02),  
#54/1, BOMMANAHALLI, HOSUR MAIN ROAD,  
BANGALORE - 560068  
PH :080-25732018.  
473. SURAKSHAA CAR CARE PVT. LTD. (0280-02-03),  
NO.64, POTHALAPPA GARDEN, LASHKAR  
BUILDING, HOSUR ROAD, ADUGODI,  
BANGALORE. - 560030  
PH :08153-290299.



**DEALER WORKSHOP (AS ON 01.08.2016)**

474. SURAKSHAA CAR CARE PVT. LTD. (0280-02-04), PLOT NO. 8 & 9, NEXT TO BDA COMPLEX, 4TH BLOCK, 100 FT ROAD, KORAMANGALA, BANGALORE, KARNATAKA - 560034  
PH :080-25529009/10/01.

475. BIMAL AUTO AGENCY INDIA PVT. LTD. (0218-02-01), NO. - 60/3, VENKATALA VILLAGE, YELAHANKA HOBLI, BANGALORE NORTH TALUK  
PH :080-30088801-09.

476. BIMAL AUTO AGENCY (0218-02-04), PLOT NO.37/38, 2ND STAGE, PEENYA INDUSTRIAL AREA, BANGALORE - 560058  
PH :9945237213.

477. BIMAL AUTO AGENCY INDIA PVT. LTD. (0216-02-01), 60/2, MAHADEVUPURA, WHITE FIELD ROAD, BANGALORE - 560048  
PH :080-30583361/2/3.

478. BIMAL AUTO AGENCY INDIA PVT. LTD. (0216-02-02), NO. 68/2, SARAKKI, KANAKAPURA ROAD, BANGALORE  
PH :080-30482295/6/3/1.

479. BIMAL AUTO AGENCY INDIA PVT. LTD. (0216-02-03), NO.7/1, KALANAAGRAHARA VILLAGE, MOUNT ST. JOSEPH TRAINING COLLEGE FOR JESUITS COMPOUND, IIMB POST, BANNERGHATTA RD. , BANGALORE - 560076  
PH :080-30280511/12.

480. BIMAL AUTO AGENCY INDIA PVT. LTD. (0216-02-04), 6TH CROSS, OFF OLD AIRPORT ROAD, HAL 2ND STAGE POST, BANGALORE - 560038  
PH :080-30584638/41/42, 9845026252.

481. BIMAL AUTO AGENCY INDIA PVT. LTD. (0216-02-06), PLOT NO. 82, DODDA BANASWADI MAIN ROAD, BEHIND IOC PETROL PUMP, NEXT TO AIYAPPA TEMPLE, BANASWADI, BANGALORE, KARNATAKA - 560033  
PH :080-41143168.

482. KALYANI MOTORS (KR PURAM) (0213-02-02), SY. NO.:58/1A & 61/22, AVALAHALLI, NH-4, K.R. PURAM, BANGALORE.  
PH :080-33235000.

483. KALYANI MOTORS PVT LTD (0213-02-03), NO.129/4, KUNDALAHALLI VILLAGE, OPP. TO BROOKE FIELD HOSPITAL, BROOKFIELD, BENGALURU. - 574239  
PH :080-40419000.

484. KALYANI MOTORS PVT LTD (0213-02-04), 250/1,BILEKAHALLI, BANNERGHATTA ROAD, BENGALURUE - 560076  
PH :080-8030419111.

485. GARUDA AUTOCRAFT PVT LTD (0212-02-01), SURVEY NO. 13, 11TH KM., KANAKPURA ROAD, BANGALORE - 560062  
PH :080-26322500/2/3.

486. GARUDA AUTOCRAFT PVT LTD (0212-02-02), 119/1, 11TH CROSS,MALLESHWARAM,BANGALORE, PH :080-23480138/140/142.

487. GARUDA AUTOCRAFT PVT LTD (0212-02-03), 10/1, HEBBAL , AMANIKERE KASABA HOBLI, YOGESH NAGAR, BANGALORE - 560024  
PH :080-23621332.

488. KALYANI MOTORS (P) LTD (0211-02-01), MYSORE ROAD,PANTHARAPALYA,KENGRI HOBLI,BANGALORE - 583201  
PH :080-28606004/05/06/07.

489. PRATHAM MOTORS (0205-02-01), 16, BALLANDUR, SARJAPUR RING ROAD, BANGALORE - 560037  
PH :080-41262929.

490. PRATHAM MOTORS (0205-02-02), STHANIKAM'S ARCADE, OPP. ST THERESA HOSPITAL, DR. RAJ KUMAR ROAD, A BLOCK,RAJAJINAGAR 2 STAGE, BANGALORE - 560010  
PH :080-30141800.

491. PRATHAM MOTORS (0205-02-03), NO. 319 -324 ,QUEENS ROAD CROSS, BANGALORE. - 560001  
PH :080-30741700.

492. PRATHAM MOTORS (0205-02-05), #58/5 KUDLU VILLAGE, NEXT TO ZEE SCHOOL, SARJAPUR HOBLI, ANEKAL TALUK, BANGALORE - 560034  
PH :080-30712020.

493. SAGAR AUTOMOBILES (0203-02-01), 39/2 BANNERGHATTA ROAD,BYRASANDRA,BANGALORE - 560029  
PH :080-30428063/2.

494. SAGAR AUTOMOBILES (0203-02-02), 28/1 KANAKPURA ROAD,BASANAVAGUDI,BANGALORE - 560004  
PH :080-41204668.

495. MANDOVI MOTORS PVT LTD (0201-02-01), 24/4,7TH MAIN,WILSON GARDENS,BANGALORE - 560027  
PH :080-22233763.

496. MANDOVI MOTORS PVT LTD (0201-02-05), NO.2/106 (NEXT TO KASSIA BLDG.),17TH CROSS,MAGADI CHORD ROAD EXTN. VIJAYANAGAR,BANGALORE - 560079  
PH :080-23400685.

497. MANDOVI MOTORS PVT LTD (0201-02-07), 17/A-2&3 IND.SUBURB.IIND STAGE, GORAGUNTEPALAYA, TUMKUR ROAD. YESWANTHPUR, BANGALORE - 560022  
PH :080-23374130.

498. MANDOVI MOTORS PVT LTD (0201-02-08), NO. 70 SARAKKI INDUSTRIAL LAYOUT,J.P NAGAR,3RD PHASE, BANGALORE  
PH :080-26589945 /26584363.

499. MANDOVI MOTORS PVT LTD (0201-02-0C), NO 1 TO 5, NAVODAYA HBSC, 4TH STAGE, 4TH MAIN, RAJAJINAGAR INDUSTRIAL TOWN, BASAWESHWAR NAGAR - 560044  
PH :080-23158777/23158777.

500. MANDOVI MOTORS PVT LTD (0201-02-0D), 6/8, SHREE GANGA GARDEN, GANGA NILAYA, HENNUR CROSS, KALYANAGAR POST  
PH :080-25445560/61.

501. MANDOVI MOTORS PVT LTD (0201-02-0E), SY NO.26,AMBLIPURA VILLAGE,VATHUR HOBLI,BANGALORE.EAST TALUKA.  
PH :080-25747764/76/62/63/64.

502. MANDOVI MOTORS PVT LTD (0201-02-9B), PLOT NO. -257/1-13, BANNERGHATTA ROAD, N.S. PALYA, BANGALORE - 560076  
PH :080-26681323,26589945.

503. MANDOVI MOTORS PVT LTD (0201-02-0G), NO. 42/2, CENTRAL STREET, NEXT TO SANGEETH THEATRE, SHIVAJI NAGAR, BANGALORE, KARNATAKA - 560003  
PH :-91-9731407344.

504. MANDOVI MOTORS PVT LTD (0201-02-0H), BBMP NO.4C, WARD NO.83, JOLLY ESTATE, OLD MADRAS ROAD, NAGAWARAPALYA, BANGALORE-560 093  
PH :080- 25341144/77.

505. RNS MOTORS (7301-02-03), 2275 TUMKUR ROAD, GURGUNTEPALYA, YESHWANTPUR, BANGALORE  
PH :080-23474354-58.

506. RNS MOTORS (7301-02-04), HOSUR ROAD,BOMMANAHALLI,MADIVALA POST,BANGALORE - 560068  
PH :080-24115901.

507. RNS MOTORS (7301-02-06), TUMKUR ROAD, NH-4, YESHWANTPUR, BANGALORE  
PH :0836-43479803-15 /14.

508. RNS MOTORS (7301-02-0G), 106/7, BELLARY ROAD, NEAR IOC PETROL BUNK, AMRUTHAALLI, NEAR HEBBAL FLYOVER, BENGALURU (KARNATAKA) - 560092  
PH :080-23534286.

509. RNS MOTORS LIMITED (7301-02-0H), PLOT NO.129, KIADB INDUSTRIAL AREA, HEBBAGODI VILLAGE, BOMMASANDRA, JIGINI LINK ROAD, BANGALORE  
PH :080-43110200.

**BANGARPET**

510. SURAKSHA CAR CARE PVT LTD (OR04-OR-01), 180/4 OPP. APMC YARD, KOLAR-BANGARPET ROAD, BANGARPET (KARNATAKA) - 563114  
PH :082153-290299.

**BANTWAL**

511. MANDOVI MOTORS PVT LTD (TR01-TR-01), NH-75, PANEMANGALORE, B.C. ROAD, BANTWAL, KARNATAKA - 574231  
PH :080-2410123.

**BELGAUM**

512. SHANTESHA MOTOR (P) LTD (E801-E8-01), MUJAWAR COMPOUND,NEHRU NAGAR,BELGAUM,  
PH :0831-2473308/4204523/2476162.

513. SHANTESHA MOTOR (P) LTD (E801-E8-03), PLOT NO. 5,AZAMNAGAR,BELGAUM,  
PH :0831-2470871.

514. SHANTESHA MOTOR (P) LTD (E801-E8-04), PLOT NO. 8, SURVEY NO. 251/51, HAVLOCK ROAD CAMP, BELGAUM - 290010  
PH :0831-2425001/2.

**BELLARY**

515. K P F PVT. LTD (G201-G2-01), P.B. NO. 58,BELLARY HOSPET  
ROAD,ALLIPURA,BELLARY  
PH :08392-237666/685.

516. K P F PVT. LTD (G201-G2-03), 1ST CROSS, OPP. WOMAN'S COLLEGE, BESIDE CS MULTI SPECIALITY HOSPITAL, BELLARY. - 583103  
PH :08392-258900.

**BELTHANGADY**

517. BHARATH AUTO CARS PVT LTD (4503-HM-04), MAIN ROAD, BELTHANGADY, BELTHANGADY TALUK DK DISTRICT - 574214  
PH :08256-234130.

**BIDAR**

518. LAHOTI MOTORS PVT. LTD. (EX01-EX-01), SI 50/51,PRATAP NAGAR, UDGIR ROAD, KIADB INDUSTRIAL AREA, NAUBAD, BIDAR - 585402  
PH :08482-232975.

**BIJAPUR**

519. RNS MOTORS (7301-T7-05), BEHIND GOPAL INDUSTRIES, NEAR ST. THERESSA SCHOOL, SHOLAPUR ROAD, BIJAPUR  
PH :08352-242824.

520. RNS MOTORS (7301-T7-0I), SURVEY NO.25K/1, CHITRADURGA SHOLAPUR ROAD, VIJAYPURA, BIJAPUR DISTT. KARNATAKA  
PH :08352-208932.

**CHAMRAJ NAGAR**

521. MANDOVI MOTORS PVT. LTD (0E01-0E-01), RAJ KAMAL BUILDING, SATHYAMANGALA ROAD, KUVEMPU EXTENSION, CHAMRAJNAGAR (KARNATAKA) - 571313  
PH :08226-222857/858.

**CHICKBALLAPUR**



**DEALER WORKSHOP (AS ON 01.08.2016)**

522. BIMAL AUTO AGENCY INDIA PVT. LTD.  
(KJ02-KJ-01), NO. 169/1, AMMANI  
KANDAVARAKERE VILLAGE, KASABA HOBLI,  
CHIKBALLAPURA DISTRICT - 562101  
PH :08156-300500/021.

**CHIKMANGALORE**

523. SHRUTI MOTORS (B701-3F-02), AIT CIRCLE, KM  
ROAD, CHIKMANGALUR - 577102  
PH :08262-221183,221184.

**CHIKODI**

524. SHANTESHA MOTORS (E801-ZB-05), OPP. IOC  
PUMP, NEAR B.K.COLLEGE, MIRAJ ROAD,  
CHIKKODI, KARNATAKA  
PH :08338-273120,272744.

**CHINTAMANI**

525. PRATHAM MOTORS PVT. LTD (0205-BQ-06),  
SURVEY NO. 33, NEXT TO VIJAYA P U  
COLLEGE, OPP. GOPASANDRA LAKE,  
SREENIVASPURA MAIN ROAD, CHINTAMANI,  
KARNATAKA - 563125  
PH :7899761301.

**CHITRADURGA**

526. SAKETH AUTOMOBILES (AL01-AL-01), NEAR  
VEDA COMPLEX, NH-4, M H ROAD,  
CHITRADURGA - 572130  
PH :08132-221414.

**DAVANGERE**

527. SHRUTI MOTORS (S101-S1-01), NEAR  
PANCHDEVASTHANA, P. B. ROAD,  
DAVANGERE, KARNATAKA  
PH :+91-9663377655.

**DEVANAHALLI**

528. BIMAL AUTO AGENCY (WH01-WH-01), SURVEY  
NO.241/114/6, 11TH WARD, BB ROAD,  
DEVANAHALLI, BANGALORE DISTT: - 562110  
PH :080-27681778.

**DHARWAD**

529. REVANKAR MOTORS PVT. LTD. (BIX1-BIX-01),  
SURVEY NO.1, PLOT NO. 10, OLD PB ROAD,  
OPP. KVG BANK, SAYDAPUR VILLAGE,  
DHARWAD, KARNATAKA - 580001  
PH :0836-2444999.

**GADAG**

530. RNS MOTORS (7301-RK-0E), PLOT NO. 64,  
DIAGONALLY OPP. REGIONAL TRANSPORT  
OFFICE, HUBLI GADAG MAIN ROAD, GADAG  
PH :08372-230072,230076.

**GANGAWATHI**

531. MUNEER CARS (N701-KA-03), JAGANMATHA  
COMPLEX,RAICHUR ROAD,GANGAVATI,  
PH :08533-270055.

**GOKAK**

532. SHANTESHA MOTORS PVT LTD (IR01-IR-01), RS  
NO.106/3D/2A, APMC ROAD, GOKAK, BELGAUM  
DISTT. - 591307  
PH :08332-226006.

**GONIKOPPAL**

533. MANDIVI MOTORS PVT LTD (2501-U3-07),  
KAIKERY VILLAGE,GONIKOPPL,,  
PH :08274-279801.

**GULBARGA**

534. LAHOTI MOTORS (E902-E9-01), LAHOTI  
GARDENS,NEAR KMF, HUMNABAD  
ROAD,GULBARGA  
PH :08472-258142.

**HASSAN**

535. VENKAT MOTORS (C802-C8-01), NO. 326,  
HASSAN GROWTH CENTRE, H.N. PURA ROAD,  
HASSAN - 573201  
PH :08172-243405/404.

**HAVERI**

536. REVANKAR MOTORS PVT LTD (BBM1-BBM-01),  
NEAR TMAE SOCIETY CAMPUS,  
IJARILAKAMAPUR, PB ROAD, HAVERI - 581110  
PH :08375-235400.

**HOSKOTE**

537. BIMAL AUTO AGENCY INDIA PVT. LTD.  
(0216-SM-05), NO. 205/108, SITUATED AT  
HOSKOTE TALUK, KASABA HOSKOTE TOWN,  
DISTT.- BANGALORE - 562114  
PH :+91-8111398104.

**HOSPET**

538. MUNEER CARS (N701-N7-01), BELLARY  
ROAD,SANKLAPUR,HOSPET ,  
PH :08394-268226.

**HUBLI**

539. REVANKAR MOTORS PVT LTD (7303-73-01), CTS  
NO.165/A, WARD NO.III, DESHPANDE NAGAR,  
HUBLI (KARNATAKA) - 580029  
PH :0836-2353300.  
540. RNS MOTORS (7301-73-01), PUNE - BANGALOR  
ROAD, UNKAL, HUBLI - 580025  
PH :0836-374239, 374825, 26.  
541. RNS MOTORS (7301-73-0F), GOKUL ROAD  
MUREDESHWAR BHAVAN , HUBLI  
PH :0836-2236051/52.

**KARKALA**

542. ABHARAN MOTORS (G601-HY-03), NH-13,  
MANGALORE KUDREMUKH ROAD, PULKERI,  
KARKALA  
PH :08258-233055,233085.

**KENGERI**

543. KALYANI MOTORS (P) LTD (0211-HP-03), RV  
COLLEGE, KENGERI,BANGALORE,,,,,  
PH :080-28607057.

**KOLAR**

544. MANDIVI MOTORS PVT LTD (0201-QU-0F), 67/3  
BANGALORE-CHENNAI HIGHWAY,  
KONDARAJANA HALLI, OPP HOTEL SHANTHI  
SAGAR, KOLAR. - 563101  
PH :8152-210077.

**KOPPAL**

545. KPF PVT LTD (ER01-ER-01), SL. 283/10, NEAR  
MINI VIDHAN SOUDHA, KOPPAL HOSPET ROAD  
NH63, KOPPAL  
PH :08392-237666.

**KUMTA**

546. BHARATH AUTO CARS PVT LTD (AFA2-AFA-01),  
MALLYA'S COMPOUND, NH-66, ALVEKODI  
KALBAGH VILLAGE, KUMTA (KARNATAKA) -  
581334  
PH :08386-223330.

**KUNDAPUR**

547. ABHARAN MOTORS (G601-CY-02), NH-17,  
THAKKATTE, KUNDAPURA - 272877  
PH :08254-272877.

**KUNIGAL**

548. SAKETH AUTOMOBILES (VQ01-VQ-01), NEAR  
KRS AGRAHARA,BM ROAD, KUNIGAL, TUMKUR  
DISTRICT, KARNATAKA - 572130  
PH :08132-221414.

**KUSHAL NAGAR**

549. MANDIVI MOTORS (VN01-VN-01), SY  
NO.88,MADAPATANA,KUSHAL  
NAGAR,SOMV/ARPUR,NORTH KODAGU,  
KARNATAKA - 571234  
PH :08276-272365,273365.

**LINGASUGUR**

550. MUNEER CARS ( A UNIT OF MUNEER  
ENTERPRISES PVT. LTD.) (BOQ1-BOQ-01),  
PLOT NO. 11, BASAMMA COMPLEX, RAICHUR  
ROAD, LINGSUGUR, RAICHUR, KARNATAKA -  
584122  
PH :08532-251555.

**MADIKERI**

551. FRIENDLY MOTORS (INDIA) PVT. LTD.  
(2502-QX-02), BASAPPA THEATURE BUILDING,  
DASAWAL ROAD,MADIKERI KODAGU DISTRICT.  
- 571201  
PH :08272-222900, 9741785533,9741785588.

**MANDAYA**

552. MANDIVI MOTORS PVT LTD (2501-BD-06),  
1660/A, KALLAHALLI EXTENSION, M.C. ROAD,  
PH :08232-230260.

**MANGALORE**

553. BHARATH AUTO CARS PVT LTD (4503-45-06),  
PLOT NO. 290/1, 291/1, KODIALBAIL VILLAGE,  
NEXT TO BHARATH BEEDI WORKS PVT. LTD.,  
BUNTS HOSTEL, KADRI ROAD, MANGALORE,  
KARNATAKA - 575002  
PH :08386-222330.

554. BHARATH AUTO CARS PVT LTD (4503-45-01),  
NH-17, KUNTIKAN JUNCTION, DEREBAIL, NEAR  
A.J. HOSPITAL, MANGALORE - 575004  
PH :0824-2223030.

555. MANDIVI MOTORS PVT LTD (4502-45-01),  
ARVIND BUILDING, BALMATTIA ROAD,  
HAMPANKATTA, MANGALORE - 575001  
PH :0824-2410123, 2410128.

556. MANDIVI MOTORS PVT LTD (4502-45-03), NO.,  
HASSAN GROWTH CENTRE,ADYAR,N.H.  
-48,MANGALORE  
PH :0824-2275123.

557. MANDIVI MOTORS PVT LTD (4502-45-07),  
BALLAL INDUSTRIAL  
ESTATE,YAYYADI,MANGALORE,KARNATAKA -  
575008  
PH :0824-3194123.

**MUDBIDRI**

558. BHARATH AUTO CARS PVT LTD (4503-HN-03),  
BHARATH BEEDI COMPOUND, NEAR ALVAR'S  
HOSPITAL, MOODBIDRI  
PH :08258-238630.

**MULKI**

559. BHARATH AUTO CARS PVT LTD (4503-QV-05),  
BHARATH BEEDI COMPOUND, NH-17 MULKI -  
574154  
PH :0824-2293030.

**MURUDESHWAR**

560. RNS MOTORS (7301-T8-02), NH-17,  
MANGALORE-BOMBAY ROAD, MURUDESHWAR,  
KARNATAKA  
PH :08385-260295/96/97.

**MYSORE**

561. FRIENDLY MOTORS (2502-25-01),  
MANATHAVADI ROAD, VIDYARANYA PURAM,  
MYSORE  
PH :0821-4005200.

562. MANDIVI MOTORS PVT LTD (2501-25-05),  
NO.182/145/C, BANNUR ROAD, SIDHARTHA  
NAGAR, MYSORE, KARNATAKA - 570011  
PH :0821-4244417 /4000001.

563. MANDIVI MOTORS PVT LTD (2501-25-08),  
217/2., HUNSUR ROAD, HINKAL POST, MYSORE,  
KARNATAKA - 570017  
PH :0821-4009800.

**DEALER WORKSHOP (AS ON 01.08.2016)**

564. MANDOVI MOTORS PVT LTD (2501-25-01), NO: 5  
K.R.S.ROAD, MYSORE - 570005  
PH :0821-4240000.

**NELAMANGALA**

565. RNS MOTORS LIMITED (BBH1-BBH-01),  
NO.167/2, TUMKUR ROAD, KASABA HOBLI, NH4,  
NELAMANGALA, BANGALORE RURAL DT.,  
BENGALURU, KARNATAKA - 562123  
PH :080-27700245.

**PUTTUR**

566. BHARATH AUTO CARS PVT LTD (4503-CZ-02),  
NEAR RAIWAY STATION, HARADY, PUTTUR  
PH :08251-230230.

**RAICHUR**

567. MUNEEER CARS (N701-3K-02),  
#12-10-64, GOUSHAL ROAD, SIYA TALAB  
AREA, RAICHUR  
PH :+91-9449870774.

**RAMANAGARAM**

568. KALYANI MOTORS (P) LTD (0211-JB-02),  
#K1318/2034C, OPP TO ROTARY HOSPITAL, BM  
ROAD, RAMNAGARAM  
PH :080-27275991/2/3/4.

**SAGAR**

569. SHRUTI MOTORS (WF01-WF-01), BESIDE H  
GANAPATHIYAPPA PETROL BUNK (BP), B H  
ROAD, NH-206, SAGAR, SHIMOGA DISTT. -  
577401  
PH :08183-222123.

**SHIMOGA**

570. SHRUTI MOTORS (B701-B7-01), K.NO 599,  
SHANKARMUTT ROAD, SHIMOGA - 577201  
PH :08182-277976.

571. SHRUTI MOTORS (B701-B7-03), BLOCK L-1,  
INDUSTRIAL ESTATE, BEHIND HP PETROL  
BUNK, SAGAR ROAD, SHIMOGA. - 577204  
PH :08182-250177,277976.

**SINDHANUR**

572. KPF MOTORS PVT LTD (FX01-FX-01), SURVEY  
NO. 755/1, DOOR NO. 6-1-216/3 WARD NO. 19,  
GANGAVATHI ROAD, SINDHANUR, RAICHUR,  
KARNATAKA - 584128  
PH :+91-9449876020.

**SINDHNUR**

573. K P F PVT. LTD (G201-FX-02), TMC  
NO.6-1-2238/A,KUSHTAGI  
ROAD,SINDHNOOR-584121,KARNATAKA  
PH :08535-221299.

**SIRSI**

574. RNS MOTORS (7301-MQ-0D), K H B COLONY,  
SIRSI  
PH :08384-234854.

**SULLIYA**

575. MANDOVI MOTORS PVT LTD (4502-EW-04),  
ODABAI SULLIA,MANGALORE MYSORE  
ROAD,KARNATAKA - 574239  
PH :08257-232325,232317.

**SURATHKAL**

576. MANDOVI MOTORS PVT LTD (4502-7G-02),  
KANA ROAD, SURATHKAL - 574158  
PH :0824-4256987/4258899.

**THOKOTU**

577. BHARATH AUTO CARS PVT LTD (QW01-QW-01),  
NH-66, KAPIKAD, ULLAL,THOKOTTU, DAKSHINA  
KANNADA DISTT. - 575017  
PH :0824-2464630.

**TIPTUR**

578. SAKETH AUTOMOBILES (H101-HV-03),  
BANDIHALLI INDUSTRIAL ESTATE, N.H.-206,  
TIPTUR, KARNATAKA - 572201  
PH :08134-253663.

**TUMKUR**

579. SAKETH AUTOMOBILES (H101-H1-01), SIRA  
ROAD, TUMKUR - 572106  
PH :0816-2256433/66.

**UDUPI**

580. ABHARAN MOTORS (G601-G6-01), N.H. 17,  
NITTUR, UDUPI  
PH :0620-6454111/222/333/777.

**UPPINANGADI**

581. MANDOVI MOTORS PVT LTD (4502-NL-05),  
NR.PADMA VIDYA IOC PETROL STATION-34,  
NEKKILADY, UPPINANGADY - 574241  
PH :08251-252123/128/129.

**KERALA**

**ADOOR**

582. AVG MOTORS LTD. (Y501-CJ-02), KOTTAMUKAL,  
K.P. ROAD, ADOOR PO, PATHANAMTHITTA,  
KERALA - 691523  
PH :04734-4225137.

583. INDUS MOTOR CO. PVT. LTD. (2702-CJ-0A), M.  
C. ROAD, MITHRAPURAM, ADOOR,  
PATHANMTHITTA - 689518  
PH :04734-228605.

**ALAPPUZA**

584. HERCULES AUTOMOBILES INTERNATIONAL (P)  
LTD (E501-E5-01), CCSB ROAD, CHUNGAM,  
ALLEPPY,  
PH :477-264575, 264675.

585. HERCULES AUTOMOBILES INTERNATIONAL (P)  
LTD (E501-E5-03), PATHIRAPALLY, NH-47,  
ALAPPUZA - 688521  
PH :0477-2252743, 2258207.

**ALATHUR**

586. BRD CAR WORLD PVT LTD (BRW1-BRW-01),  
SURVEY NO. 456/8, 455/8, 455/9,  
ERATTUKKULAM, KATTUSSERY VILLAGE,  
ALATHUR TALUKA, PALAKKAD DISTRICT,  
KERALA

**ANGAMALY**

587. INDUS MOTOR CO. PVT. LTD. (2702-JW-0F),  
ANGAMAALY KALADY ROAD, MC ROAD,  
ANGAMALY - 683572  
PH :+91-9745998756.

588. POPULAR VEHICLES & SERVICES LTD.  
(2701-JW-0D), 182-AIRPORT JUNCTION  
NAGAR,M. C. ROAD,ANGAMALY - 683572  
PH :+91-8086898002.

**ATTINGAL**

589. POPULAR VEHICLES & SERVICES LTD.  
(1601-SX-07), PALAMKONAM,  
PERUNKULAM,VIA.-ALAMCODE, ATTINGAL -  
695102  
PH :+91-80860 78795.

**BALARAMAPURAM**

590. POPULAR VEHICLES & SERVICES LTD.  
(1601-AQA-11), POOVAR ROAD, VAZHIMUKKU,  
BALARAMAPURAM P.O., TRIVANDRUM  
DISTRICT - 695501  
PH :0471-2552405.

**CALICUT**

591. POPULAR VEHICLES & SERVICES LTD.  
(4702-47-02), BEHIND MIMS,  
EASWARAMANGALAM ROAD, GOVINDAPURAM  
P.O., CALICUT - 673016  
PH :0495-744220-224.

592. POPULAR VEHICLES & SERVICES LTD.  
(4702-47-07), NH-17 BYE PASS,PACHAKKIL,  
MALAPARAMBU P.O., KOZHIIKODE, CALICUT  
PH :+91-8086078651.

593. INDUS MOTOR CO. PVT. LTD. (4701-47-01),  
MARUTI WORKSHOP, PANIKKER ROAD,  
CALICUT, NADAKKAVE - 673011  
PH :0495-766605.

594. INDUS MOTOR CO. PVT. LTD. (4701-47-06),  
KOYA ROAD JUNCTION, PUTHIYANCADI, POST  
WEST HILL, CALICUT - 673005  
PH :0495-3954499, 3954433, 3958545.

595. INDUS MOTOR CO. PVT. LTD. (4701-47-08),  
NEAR STEEL COMPLEX, NALLALAM, CALICUT -  
673655  
PH :0495-2360356.

**CHALAKUDI**

596. BRD CAR WORLD (ZJ02-ZJ-01), MURINGOOR  
P.O., CHALAKUDY - 680316  
PH :0480 -9745896992710000.

**CHALLAKUDDY**

597. POPULAR VEHICLES & SERVICES LTD.  
(2701-8U-0C), OPPSITE CCMK HOSPITAL,  
VELLIKULAM ROAD, CHALAKUDY, KERALA -  
680307  
PH :+91-9946104654.

**CHANGARAMKULAM**

598. A M MOTORS (VH01-VH-01), MELE  
MANTHADAM, ALANKODE, P.O.,  
CHANGARAMKULAM, MALAPPURAM DISTT,  
KERALA - 679585

**CHAVAKAD**

599. BRD CAR WORLD (A404-OJ-06), ORUMANAYOOR  
P.O.CHAVAKKAD, DISTRICT-THRISSUR - 680512  
PH :+91-9745814777.

**CHENGANNUR**

600. SARATHY AUTO CARS (C701-UL-06),  
PRAVUNKOOD, THIRUVANVANDOOR P.O.  
CHENGANNUR TALUK, ALAPPUZA (DIST)  
PH :+91-9744400265.

**CHERPULASSERY**

601. KVR AUTOCARS PVT. LTD. (7H01-NB-04), SRV.  
NO. 100/2A, NEW NO. 407/11,CHERPULASSERY,  
DIST. PALAKKAD,  
PH :+91-9656100113.

**CHERTHALA**

602. INDUS MOTOR CO. PVT. LTD. (VL03-VL-01),  
OPPOSITE TO S.N. COLLEGE, S.N. PURAM P.O.,  
KANJIKKUZHI,CHERTHALA, ALAPPUZA-DIST. -  
688552  
PH :+91-9745997633.

**CHINGAVANAM**

603. HERCULES AUTOMOBILES INTERNATIONAL (P)  
LTD (I601-I6-01), SURVEY NO.290/9, 290/9/2,  
MAVILANGU KARA, CHINGAVANAM P.O., DISTT.  
KOTTAYAM (KERALA) - 686531  
PH :+91-9847315969.

**COCHIN**

604. SAI SERVICE PVT. LTD. (2705-27-01), 50/1 15L,  
,CHERANALLOOR ROAD,EDAPPALLY,COCHIN  
PH :484-331475, 340136.

605. SAI SERVICE PVT. LTD. (2705-27-02),  
NH-47,,PATHADIPALAM,EDAPPALLY,COCHIN  
PH :+544353.

606. SAI SERVICE PVT. LTD. (2705-27-08),  
KETTEZHUTHUM KADAVU, INTUC JUNCTION,  
NETTOOR, ERNAKULAM, COCHIN (KERALA) -  
682040

607. INDUS MOTOR CO. PVT. LTD. (2702-27-02),  
BEHIND COMMERCIAL SALES TAX, M.G. ROAD,  
COCHIN,  
PH :484-354772.

**DEALER WORKSHOP (AS ON 01.08.2016)**

608. INDUS MOTOR CO. PVT. LTD. (2702-27-09),  
PALARIVATTOM KAKANAD ROAD, KAKANAD,  
COCHIN,  
PH :0484-2359139.
609. INDUS MOTOR CO. PVT. LTD. (2702-27-0H),  
LAKSHMI DIARY CAMPUS, OPP-HOTEL SILVER  
SAND ISLAND, VYTILA, COCHIN - 19  
PH :+91-9745990239.
610. POPULAR VEHICLES & SERVICES LTD.  
(2701-27-01), PERANDOOR ROAD, PUNNAKAL,  
ELAMAKKARA, COCHIN - 682025  
PH :0484-537026, 563038.
611. POPULAR VEHICLES & SERVICES LTD.  
(2701-27-04), NEAR LISI HOSPITAL, OPP. IMA  
BLOOD BANK, COCHIN,  
PH :+91-9846070395.

**EDAPPAL**

612. POPULAR VEHICLES & SERVICES LTD.  
(4702-AM-05), KOZHIKODA ROAD, KAVILPADY,  
EDAPPAL, MALAPPURAM  
PH :+91-9895099761.

**FORT KOCHI**

613. SAI SERVICE PVT LTD (-), STATUE ROAD,  
CHULLIKKAL POST, FORT KOCHI - 682005

**IRINJALAKUDA**

614. BRD CAR WORLD (A404-KQ-05), KARUPADANNA  
P.O., IRINJALAKUDA, THRISSUR - 680670  
PH :+91-9567869488.

**IRITTY**

615. INDUS MOTORS CO. PVT. LTD. (R002-VJ-02),  
SURVEY NO. 48, BUILDING NO. 214,  
PERUPARAMBA, IRIITY, KANNUR, KERALA -  
670703  
PH :+91- 9747554929.

**KAIPAMANGALAM**

616. SAI SERVICE PVT. LTD. (2705-RP-07),  
VAZHIYAMBALAM  
PO,KAIPAMANGALAM,THRISSURE - 680681  
PH :+91-9645105053.

**KALAMASSERY**

617. INDUS MOTOR CO. PVT. LTD. (2702-Q3-07),  
KALAMASSERY, ALUVA WEST, ERNAKULAM  
DIST, KERALA - 683106  
PH :0484-3941817.

**KALLAMBALAM**

618. IN (1603-QZ-04), DOOR # MP/2/500,  
KAVALAYOOR PANCHAYAT, KALLAMBALAM,  
CHIRAYINKEEZHU TALUKA, TRIVANDRUM  
PH :+91-8086079103.

**KALPETTA**

619. INDUS MOTOR CO. PVT. LTD. (4701-JE-0C),  
MEENANGADI, KAKKAVAYAL P.O., NORTH  
KALPETTA,WAYAND - 673591  
PH :+91-9745998644.

**KANHANGAD**

620. KVR CARS (3L01-K2-02), ARANGADI, P.O.  
KANHANGAD, DIST. KASARGOD,  
PH :+91-9605040999.
621. POPULAR VEHICLES & SERVICES LTD.  
(4702-K2-06), HIGHWAY JUNCTION,KANHANGAD  
SOUTH P.O.,KANHANGAD - 689641  
PH :468-2274535.
622. INDUS MOTOR CO. PVT. LTD. (4701-K2-03),  
INDUS HOUSE, HORS DURG, KANHANGOD -  
670315  
PH :+91-9745998053.
623. INDUS MOTOR CO. PVT. LTD. (4701-K2-0B),  
IQBAL ROAD, KANHANGAD, KASARGOD -  
671315  
PH :0467-2203727.

**KANJIRAPALLY**

624. INDUS MOTOR CO. PVT. LTD. (7E01-9Y-02),  
VADAKUMBHAGAM KARAYIL, KUNNAMBHAGAM  
P.O., KANJIRAPALLY  
PH :+91-9745998179.

**KANNUR**

625. HAR CARS (K101-K1-01), HAR AVENUE,  
KANNOOTHUMCHAL, CHOIVA POST, KANNUR -  
670006  
PH :0497-7664757.
626. HAR CARS (K101-K1-03), POTTIAN SHEKHARAN  
ROAD, MAKKANY , SOUTH BAZAR, KANNUR -  
670002  
PH :+91-9539009418.
627. KVR CARS (3L01-K1-04), CP-3-651-B, OPP,  
DHANRAJ TALKIES, PUTHIYATHERU,  
CHIRAKKAL POST, KANNUR, KERALA - 670011  
PH :0497-2779921.
628. POPULAR VEHICLES & SERVICES LTD.  
(4702-K1-0F), PLOT NO.82/6A, NEAR  
CHARAPPURAM SREEMUTHAPPAN KAVU,  
KAPPAD ROAD, THAZHE CHOIVA (PO),  
KANNUR - 670018  
PH :0497-6612000.
629. INDUS MOTORS (4701-K1-0E), BALANKINAR  
JN.,KATTAMPALLY.P.O,KANNUR - 11  
PH :0497 -2778511,9745998000.

**KARIKKAD**

630. BRD CAR WORLD (A404-GE-02), BRD  
INDUSTRIAL ESTATE,KARIKKAD,  
KUNNAMKULAM - 680519  
PH :+91-9946525999.

**KARUNAGAPALLY**

631. SARATHY AUTO CARS (C701-AQ-05), K.S.  
PURAM,NEELIKULAM,KARUNAGAPPALLY,KOLL  
AM,  
PH :+91-9947127565.

**KASARGOD**

632. INDUS MOTORS CO. PVT. LTD. (R002-3L-03),  
SURVEY NO.384/3C 10, MUTTATHODY VILLAGE,  
INDIRA NAGAR, KASARAGOD - 671541
633. KVR CARS (3L01-3L-01), ANANGUR,  
VIDYANAGAR (PO), NH17, KASARGOD  
PH :04994-231445.
634. POPULAR VEHICLES & SERVICES LTD.  
(4702-3L-0D), MUNDAKULAM, CHEMMANAD  
(PO), KASARGOD - 671371  
PH :04994-235051,235052.

**KATTAPANA**

635. INDUS MOTOR (ZN01-ZN-01),  
KATTAPPANA-IDUKKI KAVALA, BYE PASS  
ROAD, KATTAPPANA, IDUKKI (DIST.) - 685508  
PH :04868-251333.

**KAYAMKULAM**

636. HERCULES AUTOMOBILES INTERNATIONAL (P)  
LTD (E501-8L-04), NH-47, KOTTUKULANGARA  
JUNCTION, KAYAMKULAM, ALLAPPUZHA  
DIST, KERALA - 690502  
PH :0479-6450201.
637. POPULAR VEHICLES & SERVICES LTD.  
(B802-8L-03), NH 47, KOTTUKULANGARA,  
KAYAMKULAM P.O., ALAPPUZHA DISTT. -  
690502  
PH :0479-2456770.
638. INDUS MOTOR CO. PVT. LTD. (2702-8L-05),  
KARIYILAKULANGARA, KAYANKULAM P.O.,  
ALAPPUZHA DISTT.  
PH :0479-2436677.

**KILLIPPALAM**

639. POPULAR VEHICLES & SERVICES LTD.  
(1601-16-05), OPP. ST. JUDE CHURCH,CIT  
ROAD, KILLIPPALAM,TRIVANDRUM - 695002  
PH :+91-9846298263.

**KODANGALLUR**

640. SAI SERVICE PVT. LTD. (2705-8K-03),  
NH-17,T.K.S.PURAM,,KODUNGALLOOR  
PH :0480-3205358.

**KODUVALLY**

641. A M MOTORS (BGX1-BGX-01), SURVEY NO:91/9,  
91/10,NALLANKADY, VAVAD POST, KODUVALLY,  
KOZHIKODE DISTRICT, KERALA - 673572

**KOLLAM**

642. SARATHY AUTO CARS (C701-Q4-08), NH-47 BYE  
PASS,AYATHIL(P.O.),QUILON - 691017  
PH :0474-718849.

643. INDUS MOTOR CO. PVT. LTD. (1602-Q4-03), OLD  
SARATHY THEATRE, PUNALLOOR ROAD,  
KOLLAM - 691005  
PH :+91-9447778519.

644. POPULAR VEHICLES & SERVICES LTD.  
(1601-Q4-04), H & C COMPOUND,  
MUNDACKAL, KOLLAM - 680006  
PH :0474-2742636.

645. SARATHY AUTO CARS (C701-C7-08), SURVEY  
NO. (SIDCO) 318/1, SHED NO. B12,  
UMAYANALLUR SIDCO INDUSTRIAL ESTATE,  
KOLLAM - 691017

**KONDOTTY**

646. INDUS MOTORS CO. PVT. LTD. (ID02-ID-01),  
SURVEY NO. 16/1, BLOCK NO. 36 (OLD SURVEY  
NO. 100/1), NEDIYIRUPPU VILLAGE, KONDOTTY  
PO, ERNAD TALUKA, MALAPURAM DISTRICT,  
KERALA - 683573

**KOOTHATTUKULAM**

647. SAI SERVICE PVT. LTD. (VM01-VM-01),  
EDAPUTHUSSERY BUILDING, M.C. ROAD, OPP.  
MARYGIRI PUBLIC SCHOOL,  
KOOTHATHUKULAM P.O., ERNAKULAM DT. -  
686662  
PH :0485-2250991.

**KOTHAMANGALAM**

648. INDUS MOTOR CO. PVT. LTD. (7E01-9V-03),  
PALAKKADAN  
BUILDING,CHANKLAM,KOTHAMANGALAM -  
686691  
PH :+91-9745998480.
649. POPULAR VEHICLES & SERVICES LTD.  
(2701-9V-0B), NEAR BSNL OFFICE,  
THANGALAM, KOTOHANGALAM, KERALA -  
686691  
PH :+91- 8086078778.

**KOTTAKKAL**

650. POPULAR VEHICLES & SERVICES LTD.  
(4702-8M-03), NH-17, ,CHANDAPARAMBU,  
,RANBATHANI P.O, MALAPPURAM, KOTTAKAL  
PH :0483-2750235.

651. INDUS MOTOR CO. PVT. LTD. (4701-8M-09),  
NEAR MATHRUBHUMI PRESS, P.O.  
KOTTAKKAL, MALAPPURAM DIST, - 676503  
PH :+91-9446519902.

**KOTTARAKKARA**

652. SARATHY AUTO CARS (S802-S8-01), WARD  
NO.40, MELILLIA PANCHAYATH, IPPALLOOR  
LOWER KARIKAM, KOTTARKARA DISTT.  
KOLLAM (KERALA)
653. POPULAR VEHICLES & SERVICE (S801-S8-01),  
MYLOM, MC ROAD, KOTTARAKKARA,  
DISTT-KOLLAM, KERELE  
PH :+91-80860 78795,9846062799.

**DEALER WORKSHOP (AS ON 01.08.2016)**

**KOTTAYAM**

654. POPULAR VEHICLES & SERVICES LTD.  
(B802-B8-01), NEAR ST. THOMAS CHURCH, S.H.  
MOUNT, P.O, KOTTAYAM - 686006  
PH :0481-2312940, 2584311.
655. AVG MOTORS LTD. (B801-B8-01),  
ERAYILKADAVU, KOTTAYAM - 686001  
PH :0481-300290.
656. INDUS MOTOR CO. PVT. LTD. (2702-B8-04),  
MULANKUZHA JN., NATTAKOM P.O.,  
KOTTAYAM , KERALA  
PH :0481-363908.
657. INDUS MOTOR CO. PVT. LTD. (2702-B8-0C),  
MANIPPUZHA, NATTAKOM P.O.,KOTTAYAM -  
686013  
PH :+91-9745998037.

**KOZHENCHERRY**

658. AVG MOTORS LTD. (W801-AS-03),  
KOZHENCHERRY, COLLEGE JUNCTION,  
DISTRICT- PATHANAMTHITTA,  
PH :+91-9446428199.

**KUNNAMKULAM**

659. POPULAR VEHICLES & SERVICES LTD.  
(2701-8N-07), CHOONDAL,TRISSUR ROAD,  
KUNNAMKULAM, TRISSUR DIST  
PH :0488-5228580.

**MALAPURAM**

660. A.M. MOTORS (E601-E6-01), VARANGODE,  
DOWNHILL, MALAPURAM,  
PH :493-731945, 738041.

**MALLAPPALLY**

661. INDUS MOTORS (I201-I2-01), THOPPIL  
COMPLEX, MALLAPPALLY KOTTAYAM RD,  
MALLAPPALLY WEST, MALLAPPALLY (KERALA)  
- 689585

**MANJERI**

662. A.M. MOTORS (E601-8V-05), THURAKKAL  
BYPASS, MANJERI, MALAPURAM, KERALA -  
676121  
PH :+91-9995801436.
663. K V R AUTO CARS PVT. LTD. (8V02-8V-01), CH  
BYE PASS ROAD, MANJERI, MALAPPURAM,  
KERALA - 676123
664. POPULAR VEHICLES & SERVICES LTD.  
(4702-8V-0E), NARUKARA VILLAGE, RAJIV  
GANDHI BYEPASS JN., THURKAL, MANJERI  
(KERALA) - 676121  
PH :0483-6612000.

**MANNARKAD**

665. A.M. MOTORS (E601-RA-07), NH-213,  
MANNARKAD, DIST.-PALAKKAD - 678582  
PH :+91-9895980000.

666. INDUS MOTORS (2702-RA-0K), ANAKATTY  
ROAD, AANDIPPADAM, NELLIPPUZHA-PO.  
MANNARKAD,KERALA - 678583  
PH :+91-9745995946.

**MAVELIKARA**

667. HERCULES AUTOMOBILES INTERNATIONAL (P)  
LTD (E501-S9-02), NMC, PRAVIKKARA,  
MAVELIKKARA, MANNAR ROAD, ALAPUZA  
DIST KERALA  
PH :0479-2342451, 2303340.
668. HERCULES AUTOMOBILES INTERNATIONAL (P)  
LTD (E501-S9-05), SURVEY NO. 227/3,  
SHANTHIVANAM JUNCTION, CHERUKOLE P.O.,  
MAVELIKKARA, KERALA - 690104  
PH :+91-9562098345.
669. POPULAR VEHICLES & SERVICES LTD.  
(B802-S9-02), KONNAYIL SUVAKO INDUSTRIAL  
COMPLEX,,SHED A-1,, KOLLAKADAVU  
INDUSTRIAL ESTATE, KOCHAL MOODU,  
KALLIMEL P.O.,, MAVELIKKARA, KERALA -  
690570  
PH :+91-9946105625.
670. INDUS MOTORS (1602-S9-07), NEAR PRATHIBA  
THEATRE, PUTTHIYAKAVU, MAVELIKKARA -  
690101  
PH :+91-9747502400.

**MUVATTUPUZHA**

671. INDUS MOTOR CO. PVT. LTD. (7E01-7E-01),  
NH-49, MUVATUPUZHA KODAMANGALAM  
ROAD, NEAR R.K. HOSPITAL, MUVATUPUZHA,  
ERNAKULAM DIST - 686661  
PH :0485-3959688.
672. POPULAR VEHICLES & SERVICES LTD.  
(2708-7E-02), MUTHUKALLU  
JUNCTION,PERUMPALLUR  
P.O.,MUVATTUPUZHA,KERALA  
PH :+91-9539009737.

**NEYYANTINKARA**

673. HERCULES AUTOMOBILES INTERNATIONAL (P)  
LTD (1603-AT-02), NH 47, KOTTAMAN , KOLLAYIL  
PANCHAYAT, NEYYATTINKARA, TRIVANDRUM,  
PH :+91-9567868675.

**NEYYATINKARA**

674. INDUS MOTORS (AT01-AT-01), INDUS MOTOR  
CO. PVT. LTD., OLD M.V THEATRE, NEAR  
KSRTC BUS STATION, NEYYATINKARA, DIST.  
TRIVANDRUM - 695121  
PH :0471-695121.

**NILAMBUR**

675. INDUS MOTOR CO. PVT. LTD. (4701-AF-0A),  
MINERVA JUNCTION, NILAMBUR , KERALA -  
679329  
PH :04931-221790.

676. INDUS MOTOR CO. PVT. LTD. (4701-AF-0D),  
MANAVEDHAM HIGH SCHOOL ROAD,  
CHANDAKUNNU - NILAMBUR PO, NILAMBUR,  
MALAPURAM DIST. - 679329  
PH :+91-9745998416.

**NILAMEL**

677. HERCULES AUTOMOBILES INTERNATIONAL (P)  
LTD (1603-DA-03), M. C. ROAD, KANNANCODU,  
NILAMEL, KOLLAM (DIST.) - 691535  
PH :+91-8943341622.

**PALA**

678. AVG MOTORS LTD (GN03-GN-01), SURVEY  
NO 670/1, BLOCK-21, LALAM VILLAGE,  
ANTHINADU MEENANCHIL, PALA, KOTTAYAM  
DIST. - 686651  
PH :4822-247373.
679. POPULAR VEHICLES & SERVICES LTD.  
(B802-GN-04), 12TH MILE,PALA-PONKUNNAM  
ROAD,PALA - 686575  
PH :0482-201830-32.
680. INDUS MOTOR CO. PVT. LTD. (7E01-GN-05),  
OPP. ALPHONSA COLLAGE ARUNAPURAM(PO),  
PALA, KOTTAYAM - 686574  
PH :+91-9745991477.
681. INDUS MOTORS CO. PVT. LTD. (7E01-GN-07),  
SURVEY NO. 176, BLOCK NO. 16, HIGHWAY  
JUNCTION, ETTUMANOOR-POOJAR HIGHWAY,  
CHERPUNKAL, PALA, KOTTAYAM DISTRICT -  
686584

**PALAKKAD**

682. INDUS MOTOR CO. PVT. LTD. (Y202-Y2-01),  
DOOR NO: 5/366 & 367, NH 47, KOOTUPATHA,  
CHANDRANAGAR POST, PALAKKAD - 678007
683. INDUS MOTOR CO. PVT. LTD. (2702-Y2-06),  
7/580 CHANDRA NAGAR, COIMBATORE ROAD,  
PALAKKAD,  
PH :0491-2570382,2570386.
684. INDUS MOTOR CO. PVT. LTD. (2702-Y2-0G),  
VADAKKUMURI-NH-47, KANNADI,  
KUZHALMAMMAM (P.O.), PALAKKAD.  
PH :+91-9745990445.
685. POPULAR VEHICLES & SERVICES LTD.  
(2701-Y2-09), OPP. PALANA  
HOSPITAL,KODUVAYOOR ROAD,KINASSERY  
P.O.,PALAKKAD - 678707  
PH :0491-2522588, 2528588.

**PARAVOOR**

686. BRD CAR WORLD LTD. (A404-ZS-08),  
MAVINCHUVADU, MANNAM P.O., NORTH  
PARAVUR, PARAVOOR (KERALA) - 683520  
PH :683520.

**PATHNAMTHITTA**

687. AVG MOTORS LTD. (W801-W8-02),  
JUNNUGAPADY, MYLAPRA ROAD,  
PATHANAMTHITTA,  
PH :0468-2270222.
688. POPULAR VEHICLES & SERVICES LTD.  
(B802-W8-05), T.K. ROAD, NEAR  
COLLECTORATE,PATHANAMTHITTA - 689645  
PH :+91-9539009733.
689. INDUS MOTOR CO. PVT. LTD. (1602-16-04),  
KUMBAZHA, PATHANAMTHITTA - 689653  
PH :0468-2334778.

**PATTAMBI**

690. A.M. MOTORS (E601-8P-04), SHORANUR ROAD,  
PATTAMBI, DISTRICT-PALAKKAD,  
PH :0466-2212495.
691. A.M. MOTORS (E601-8P-09), CHERPULASSERY  
ROAD, KOOMBAN KALLU, KARIMPULLI, MELE  
PATTAMBI POST, PALAKKAD DISTT., KERALA -  
679306  
PH :0466-3202255.
692. INDUS MOTOR CO. PVT. LTD. (2702-8P-0B),  
PERINTHALMANNA ROAD, THEKKUMURI,  
PATTAMBI - 679303  
PH :+91-9745998293.

**PAYANNUR**

693. POPULAR VEHICLES & SERVICES LTD.  
(4702-92-04), N H 17,,EZHILODE P O,  
„PAYYANUR  
PH :0497-2802631/32/33.

**PERINTHALMANNA**

694. A.M. MOTORS (E601-7H-03), NEAR FIRE  
STATION, HOSPITAL ROAD, PERINTHALMANNA  
- 679322  
PH :04933-394666.
695. KVR AUTOCARS PVT. LTD. (7H01-7H-01),  
SURVEY NO. 87/8-15, CALICUT ROAD, NEAR  
ITC, THIRURKAD, PERINTHALMANNA  
PH :04933-320263.
696. KVR CARS PVT LTD (7H01-7H-06), OOTY ROAD,  
PERINTHALMANNA, MALAPPURAM(DT.),  
KERALA  
PH :04933-236000.

**PERUMBAVOOR**

697. SAI SERVICE PVT. LTD. (2705-8W-04),  
M.C.ROAD,PERUMBAVOOR,ERNAKULAM  
DIST,KERALA  
PH :+91-9645105072.

**POINACHI**

698. KVR CARS (3L01-GF-03), CHOWKI,  
MAILLATTY (P.O.), (VIA) UDUMA, POINACHI,  
KERALA - 671319  
PH :+91-9747020694.

**PUNALUR**

**DEALER WORKSHOP (AS ON 01.08.2016)**

699. SARATHY AUTO CARS (C701-8Q-03), NH-208,  
Q.S. ROAD,ELAMPAL POST,PUNALUR,KOLLAM  
DIST - 691322  
PH :0475-3952240.

**RAMANATTUKARA**

700. A.M. MOTORS (E601-KB-06), NEAR RED  
CRESCENT HOSPITAL, FEROKE, CHUNGAM,  
CALICUT DISTRICT, RAMANATTUKARA,  
PH :+91-9895669955.

**RANNI**

701. INDUS MOTOR CO. PVT. LTD. (7E01-JX-06),  
CHELLAKKAD-PO, PATHANAMTHITTA(  
DISTRICT), RANNI - 689677  
PH :+91-9745998637.

**SASTHAMKOTTAH**

702. INDUS MOTOR CO. PVT. LTD. (1602-RT-06),  
SASTHAMKOTTAH, KUNNATHUR, DISTT.  
KOLLAM - 690521  
PH :+91-9745967252.

703. INDUS MOTORS CO. PVT. LTD. (1602-RT-09),  
NO. SP IX/661, 662, 663, KADAPUZHA ROAD,  
PORUVAZHY P.O., BHARANIKUVU,  
SASTHAMKOTTAH, KOLLAM - , KERALA -  
690520  
PH :+91-9745997633.

**SHORNUR**

704. POPULAR VEHICLES & SERVICES LTD.  
(2701-11-0E), PALAKKAD PATTAMBI ROAD,  
KULAPPULLY JUNCTION, VADANAMKURUSSI,  
SHORNUR - 679124

**TALIPARAMBA**

705. HAR CARS (K101-9W-02), SREEKANDAPURAM  
MAIN ROAD, KANNUR (DIST), KERALA,  
THALIPARAMBA  
PH :0460-2200030.

**TELLICHERRY**

706. INDUS MOTOR CO. PVT. LTD. (4701-Y3-04),  
TEMPLE GATE, MAKKOOTAM, THALAYI,  
TELLICHERRY , KERALA - 670102  
PH :+91-9745998275.

**THALASSERY**

707. INDUS MOTOR CO. PVT. LTD. (R002-RO-01),  
NETTUR POST, KODUVALLY, THALASSERY,  
KANNUR DISTRICT - 670105

**THIRUVALLA**

708. AVG MOTORS LTD. (Y501-Y5-01), M.C ROAD,  
PERUMTHURUTHI, THIRUVALLA ,  
PATHANAMTHITTA DISTT - 689107  
PH :0469-3958528.

709. SARATHY AUTO CARS (C701-Y5-02), M.C.  
ROAD,KUTTOOR, P.O,THIRUVALLA,DIST.  
PATHANADITTA  
PH :0469-2616219, 2614692.

710. POPULAR VEHICLES & SERVICE (B802-Y5-06),  
KAVUMBHAGOM P.O, THIRUVALLA,  
PATHANAMTHITTA (DIST.), KERALA - 689103  
PH :+91-9086073455.

**THODUPUZHA**

711. INDUS MOTOR CO. PVT. LTD. (7E01-HZ-04),  
PALA ROAD, THODUPUZHA  
PH :+91-9745998661 .

**THRISSUR**

712. BRD CAR WORLD (A404-A4-01), NH 47,BYE  
PASS,KONIKARRA POST,THALORE, THRISSUR -  
680031  
PH :0487-2359029.

713. BRD CAR WORLD (A404-A4-07), GURUVAYOOR  
ROAD, PUNKUNNAM P.O., PUZHAKKAL,  
THRISSUR - 680002  
PH :0487-2382112.

714. SAI SERVICE PVT. LTD. (2705-A4-06),  
17/30,POOTHOLE,THRISSUR,KERALA  
PH :+91-9645105068.

715. INDUS MOTOR CO. PVT. LTD. (2702-A4-08),  
KUNAMKULLAM CHAVAKKAD ROAD, OPPOSITE  
CHOOLPURAM MOSQUE, GURUYOOR,  
THRISSUR - 680505  
PH :0487-2558926.

716. INDUS MOTOR CO. PVT. LTD. (2702-A4-0D),  
JYOTHI COMPLEX, GURUVAYOOR ROAD, WEST  
FORT, THRISSUR - 680004  
PH :0487-2251795.

717. POPULAR VEHICLES & SERVICES LTD.  
(2701-A4-05), KUNNATHUMKARA,  
PARAVATTANI, THRISSUR, KERALA  
PH :0487-2370140, 1.

**THRITHALLUR**

718. BRD CAR WORLD (A404-SS-04), PO-  
THRITHALLUR, NH-17, THRITHALLUR THRISSUR  
PH :+91-9567866257.

**TIRUR**

719. A.M. MOTORS (E601-Y4-02), SATELLITE AUTO  
WORKS, PAYYANAGADI POST, TIRUR - 676101  
PH :0494-2425683.

720. A.M. MOTORS (E601-Y4-08),  
THALAKKADATHOOR PO,  
MALAPPURAM,MALAPPURAM DISTT. - 676103  
PH :0494 -2586522,9895940000.

721. KVR AUTO CARS (7H01-Y4-05), T.P 7/204-B,  
TANUR ROAD,MOOCHIKKAL, MEENADATHUR  
P.O., TIRUR, DISTRICT-MALAPPURAM, KERALA  
- 676307  
PH :+91-9747020942.

**TRIPRAYAR**

722. POPULAR VEHICLES & SERVICES LTD.  
(2701-8R-08), NEAR CENTURY PLAZA, NATTIKA  
P.O, TRIPRAYAR, TRISSUR DIST - 680566  
PH :0487-5512444.

**TRIPUNTARA**

723. SAI SERVICE PVT. LTD. (2705-AK-05), HILL  
PALACE ROAD,KARINGACHIRA,COCHIN -  
682301  
PH :+91-9645106508.

**TRIVANDRUM**

724. SARATHY AUTO CARS (C701-16-04), KOVALAM  
BYPASS,SN NAGAR, MANACAUD (PO),  
TRIVANDRUM  
PH :+91-9947127565.

725. HERCULES AUTOMOBILES INTERNATIONAL (P)  
LTD (1603-16-01), VAZHAYILA P.O.,  
TRIVANDRUM  
PH :+91-9895770152.

726. INDUS MOTOR CO. PVT. LTD. (1602-16-02), NH  
BYE PASS ROAD, VEMPALAVATTOM,  
TRIVANDRUM - 695029  
PH :0471-2559424.

727. INDUS MOTOR CO. PVT. LTD. (1602-16-01), T.C.  
24/885 THYCAUD P.O., THYCAUD P.O.,  
METTUKUDA, TRIVANDRUM - 695014  
PH :0471-321990, 321991.

728. INDUS MOTOR CO. PVT. LTD. (1602-16-05), G.G.  
MEDICAL COLLAGE P.O., MURINJAPALAM,  
TRIVANDRUM, MURINJAPALAM, , - 695011  
PH :+91-9745998033.

729. INDUS MOTOR CO. PVT. LTD. (1602-16-08),  
NEAR MUSLIM JUMA MASJID, MUKKAM  
PLAMOODE, VATTAPPARA-MANNANTHALA M C  
ROAD, VATTAPPARA PO,  
MANNANTHALA,TRIVANDRUM - 695028

730. INDUS MOTORS CO. PVT. LTD. (1602-16-11),  
SURVEY NO.3, TC-7/1069(9), MARUTHAMKUZHI,  
SASTHAMANGALAM VILLAGE, PTP NAGAR  
ROAD, KANJIRAMPARA P.O., TRIVANDRUM -  
695030

731. POPULAR VEHICLES & SERVICES LTD.  
(1601-16-01), C.I.T. ROAD, KILLIPALAM,  
KARAMANA P.O, TRIVANDRUM - 695002  
PH :0471-342659, 342105.

**UPPALA**

732. KVR CARS (4102-4I-01), NH 17, BANDIYODE,  
MANGALAPADI (PO), UPPALA, KASARGOD  
DISTT.,KERALA - 671324  
PH :4994-244515.

733. POPULAR VEHICLES & SERVICES LTD.  
(4702-4I-0A), N.H.17, KAIKAMPA, UPPALA P.O.,  
KASARGOD (KERALA) - 671322  
PH :+91-9846397058.

**URAKAM**

734. INDUS MOTORS (AAH1-AAH-01),  
IRINJALAKKUDA ROAD, POOCHUNNIPPADAM,  
URAKAM PO, TRICHUR DISTT., KERALA -  
680562

**VADAKARA**

735. POPULAR VEHICLES & SERVICES (8S02-8S-01),  
NEAR MADAPPALLY GOVT. COLLEGE,  
MADAPPALLY, P.O. VADAKARA, KOZHIKODE  
(KERALA) - 673102  
PH :0496-2511320, 2511331, 2511308, 2511658.

736. INDUS MOTOR CO. PVT. LTD. (4701-8S-07), BYE  
PASS JN,VATAKARA-673104,CALICUT,  
PH :0496-2515906, 2523180, 81.

**VAIKOM**

737. INDUS MOTOR CO. PVT. LTD. (2702-WN-0J),  
THODUPUZHA ROAD, THALAYOLAPARAMBU,  
VAIKOM(TALUK), DISTRICT-KOTTAYAM,  
KERALA  
PH :+91-9746743116.

**VETTICHIRA**

738. KVR AUTOCARS PVT. LTD. (7H01-MZ-03), AP IV,  
75A TO G, NH-17, CHUNKAM, DIST.  
MALAPPURAM, VETTICHIRA,  
PH :+91-9656100114.

**WADAKKANCHERY**

739. BRD CAR WORLD (A404-MX-03), VAZHAKODE,  
CHELAKARA ROAD, MULLURKARA P.O.,  
WADAKKANCHERY, THRISSUR DIST - 680583  
PH :+91-9567869403.

**MADHYA PRADESH**

**ASHOKNAGAR**

740. PREM MOTORS (DS01-DS-01), GUNA BYE-PASS  
ROAD , A.B. ROAD, ASHOKNAGAR, MADHYA  
PRADESH  
PH :07542-268015.

**ASHTA**

741. JEEWAN MOTORS (-), KHASRA NO.111/1 NEAR  
RELIANCE PETROL PUMP, BHOPAL ROAD,  
ASHTA, DISTT. SEHORE (M.P.)  
PH :2226400.

**BADWAH**

742. NIMAR MOTORS (AU01-UJ-05), NIRMAL  
COMPLEX , INDORE ROAD , BARWAH - 451001  
PH :07280-224567, 7770878726.

**BALAGHAT**

743. KUNAL MOTORS (U501-TP-04), KH NO.-1/56,  
JHULELAL DHARMSHALA ROAD, BALAGHAT,  
MADHYA PRADESH - 4811001  
PH :07632-240088.

**BARELI**

**DEALER WORKSHOP (AS ON 01.08.2016)**

744. MY CAR (BHOPAL) PVT LTD. (I302-I3-01),  
KHASRA NO.423/2, NH-12, J.J. ROAD, NEAR  
SHRIVASTAV MARRIAGE GARDEN, BARELI  
DISTRICT RAISEN (M.P.) - 464668  
PH :7486-230103.

**BARNAGAR**

745. RUKMANI MOTORS (P) LTD (BBK1-BBK-01),  
RUNIJA ROAD ,BARNAGAR CITY, DISTRICT  
UJJAIN - 456771  
PH :+91-9755512100.

**BARWANI**

746. NIMAR MOTORS (AU01-SA-02), NEAR ICE  
FACTORY,RAJGHAT ROAD, BARWANI  
PH :07290-224366.

**BETUL**

747. KUNAL MOTORS (U501-U5-02), BHOPAL -  
NAGPUR NATIONAL HIGHWAY, NEAR BADORA  
CHOWK,, BETUL  
PH :07141-239991 / 239992.

**BHOPAL**

748. SATYAM MOTORS (0307-03-01),  
NH-12,SUVEESHA NAGAR,HOSHANGABAD  
ROAD,MISROAD  
PH :0755-4422000 / 4422056.

749. MY CAR (BHOPAL) LTD (0303-03-01),  
189,JINSI,NH-12,BHOPAL (MP)  
PH :0755-4022800 / 4222999.

750. MY CAR (BHOPAL) LTD (0303-03-03), 196,  
MANDAKINI HOUSING SOCIETY,,KOLAR  
ROAD,,BHOPAL,MADHYA PRADESH - 462042  
PH :0755-4082854.

751. JEEWAN MOTORS (0302-03-01), 9E SECTOR  
A,INDUSTRIAL AREA,GOVINDPURA,BHOPAL  
PH :0755-4058888.

752. JEEWAN MOTORS (0302-03-03), PLOT NO. 157,  
NEAR PUNJAB & SINDH BANK M.P. NAGAR  
ZONE-II, BHOPAL - 462023  
PH :+91-9826429605.

**BIAORA**

753. PRIME CARS (3Q01-0F-03), NR.  
INDORE-BHOPAL SQUARE, A B ROAD, BIAORA  
PH :07374-230063.

**BINA**

754. ADINATH MOTORS (BHQ1-BHQ-01), PLOT NO.  
2/3/4/5 AMANTIGEL LAND SEMI URBAN  
INDUSTRIAL AREA, BINA, KHURAI ROAD (NH 26)  
BINA, DISTRICT - SAGAR, MADHYA PRADESH  
PH :+91-9009780030.

**BURHANPUR**

755. NIMAR MOTORS PVT. LTD. (BRR1-BRR-01),  
KHASRA NO. 654/15-16, BASEMENT OF HOTEL  
AMBIKA RESIDENCY, OPP. PAKIZA  
SHOWROOM, SANJAY NAGAR, AMRAVATI  
ROAD, BURHANPUR, MADHYA PRADESH  
PH :07325-242211.

**CHATTARPUR**

756. ADINATH MOTORS (G101-8B-02), MAHOB  
ROAD, NEAR BUS STAND, CHHATARPUR, DISTT  
SAGAR - 471001  
PH :07682-241446.

**CHHINDWARA**

757. KUNAL MOTORS (U501-U5-01), NARSINGPUR  
ROAD CHINDWARA,  
PH :07162-236000/ 236600/01/02.

758. KUNAL MOTORS (U501-U5-03), OPP. KUNAL  
MOTORS SHOWROOM,,LAL BAGH  
TIRAHA,BEHIND TRUE VALUE OUTLET,  
NASIRABAD ROAD, CHHINDWARA(MP),  
PH :07162-236436.

759. KUNAL MOTORS (U501-U5-06), PLOT NO. 546,  
LAHGARUA NEAR MULLU BABA MANDIR,  
NARSINGHPUR ROAD, CHINDWARA, MADHYA  
PRADESH  
PH :+91-8349999112.

**DAMOH**

760. ADINATH MOTORS (G101-RD-03), KILLARI  
NAKA, SAGAR ROAD, DAMOH - 470661  
PH :07812-221740.

**DATIA**

761. PREM MOTORS PVT. LTD. (3003-WE-05),  
NR.BHOJPURIA MOTORS, BHANDER ROAD,  
DATIA, MADHYA PRADESH - 475661  
PH :07522-233236.

**DEPALPUR**

762. OCEAN MOTORS (WB01-WB-03), NEAR LEELA  
RESIDENCY,INDORE  
ROAD,DEPALPUR,DIST.INDORE-MP  
PH :07322-220505.

**DEWAS**

763. PRIME CARS PVT. LTD. (3Q01-3Q-01),  
RASULPUR BYPASS TIRAHA, AB ROAD, DEWAS  
- 455001  
PH :07272-259301.

**DHAR**

764. RUKMANI MOTORS (P) LTD (5304-LM-02), 41/2  
MAGAJPURA,DHAR,,  
PH :7292-223500.

**DINDORI**

765. STANDARD AUTO AGENCIES (AVA1-AVA-01),  
SUKKHAR WARD 1, NEAR DHURVE PETROL  
PUMP,DINDORI - 481661  
PH :07644-280030,7771014728.

**GANJBASODA**

766. MY CAR (BHOPAL) LTD. (AEA1-AEA-01), NEAR  
GHUNGRU GARDEN , TYONDA ROAD ,  
GANJBASODA, VIDISHA DISTT., M.P. - 464221  
PH :+91-7389928892.

**GUNA**

767. PREM MOTORS PVT. LTD. (S301-S3-01), OPP  
R.T.O.,A.B. ROAD,GUNA,  
PH :07542-268015 / 268081.

**GWALIOR**

768. PREM MOTORS (3005-30-01), SHIVPURI LINK  
ROAD, GWALIOR - 474002  
PH :0751-4055137.

769. PREM MOTORS PVT. LTD. (3003-30-01), M. L. B.  
ROAD,GWALIOR,,  
PH :0751-4010757.

**HARDA**

770. INFINITY CARS (KM01-VY-02), NEAR  
RTO,INDORE HIGHWAY ROAD,HARDA MP  
PH :+91-8889284444.

**HOSHANGABAD**

771. INFINITY CARS (KM01-KM-01), 185, RAMJIBABA  
GROUND, HOSHANGABAD, MADHYA PRADESH  
- 461001  
PH :07574-256677.

**INDORE**

772. OCEAN MOTORS PVT. LTD. (5306-53-01), PLOT  
NO.49, SCHEME NO.97, PART 4, COMMERCIAL  
MANDI, CAIT SQUARE, RING ROAD, INDORE,  
MP. - 452001

773. OCEAN MOTORS (5306-53-02), NEAR QUEENS  
COLLEGE,ASHARAM BAPU ASHRAM,KHANDWA  
ROAD,INDORE - 452017  
PH :0731-6617500,2877505.

774. OCEAN MOTORS PVT. LTD. (5306-53-03),  
SCHEME NO.94, SECTOR A, PLOT NO. 28FA,  
RING ROAD, NEAR PIPLIYAHANA CIRCLE,  
INDORE (M.P.) - 452001

PH :+91-9685333331,7389936451.

775. MY CAR PVT. LTD. (5305-53-01), 78/1/3,  
HUKMAKHEDI RAU, ADJESCENT IPS ACADEMY,  
A6 ROAD,INDORE - 452031  
PH :0731-4272727.

776. MY CAR (INDORE) PVT LTD. (5305-53-02),  
KHASARA NO.15/1/8 GRAM PIPLIYA KUMAR  
GODOWN NO.1112, DEWAS NAKA, INDORE. -  
452010  
PH :0731-4737373.

777. RUKMANI MOTORS (P) LTD (5304-53-01),  
2-3,,A.B. ROAD,INDORE - 452001  
PH :0731-4075401.

778. RUKMANI MOTORS (P) LTD (5304-53-03), NO.  
4/5, MANORAMA GANJ, INDORE  
PH :0731-4075408.

779. PATEL MOTORS (INDORE) PVT LTD.  
(5303-53-02), 176/1,PIPLYA RAU,A.B. ROAD  
,INDORE  
PH :0731-4245222.

780. PATEL MOTORS (INDORE) PVT LTD.  
(5303-53-01), 428/3/3,NIRANJANPUR,A B  
ROAD,INDORE  
PH :0731-4033333.

781. PATEL MOTORS (5303-53-03), M.O.G. LINES,  
NEAR GANGWAL BUS STAND, DHAR ROAD,  
INDORE (M.P.) - 452006  
PH :0731-2383099,2382099.

**JABALPUR**

782. SHUBH MOTORS (5403-54-01), MAHANADDA,  
MADAN MAHAL ROAD, JABALPUR,  
MADHYAPRADESH  
PH :0761-4099999.

783. SHUBH MOTORS PVT LTD (5403-54-03), 156/5/1,  
156/3KA, 156/3KHA, 156/3GHA, BEHIND OM  
PETROLEUM, ADHARTAL TIRAHA, JABALPUR,  
MADHYA PRADESH - 482002  
PH :6999952, 9755502292.

784. STANDARD AUTO AGENCY (5402-54-01),  
OPPOSITE ALLAHABAD BANK,DELITE TALKIES  
ROAD,CIVIL LINES, JABALPUR  
PH :0761-4040405 / 4040406.

785. STANDARD AUTO AGENCY (5402-54-03),  
DEENDAYAL CHECK, DAMOH NAKA, JABALPUR  
PH :0761-4038001.

**JAORA**

786. PATEL MOTORS (INDORE) PVT. LTD.  
(P801-BFR-04), SURVEY NO.57/1/1/1, RATLAM  
ROAD, RATLAM NAKA, OPP. KOTHARI AGRIKO,  
INDUSTRIAL AREA, INFRONT OF ST. PAUL  
SCHOOL, JAORA-457 226, DISTT. RATLAM,  
MADHYA PRADESH  
PH :243399, 9826634449, 9926932221.

**JHABUA**

787. PATEL MOTORS (AAR1-AAR-01), INDORE  
AHMEDABAD ROAD, MEGHNAGAR NAKA,  
JHABUA, MADHYA PRADESH.  
PH :07392-243399, 9826634449.

**KATNI**

788. SHUBH MOTORS PVT LTD (FK01-FK-01), WARD  
NO. 41 HEMU COLONY SHANTI NAGAR, BESIDE  
RELIANCE PETROL PUMP, KATNI, MADHYA  
PRADESH - 483501  
PH :+91-9755595596.

**KHANDWA**

789. NIMAR MOTORS (AU01-3R-03), BEFORE VIKAS  
UDYOG, INDORE ROAD, KHANDWA  
PH :0733-2244088.

#### KHARGONE

790. NIMAR MOTORS (AU01-AU-01),  
JETAPUR,SANAWAD ROAD,KHARGAONE, -  
462026  
PH :07282-243285.

#### KOTMA

791. SHUBH MOTORS (DO01-DO-01), WARD NO.7,  
ANNUPPUR KOTMA ROAD, DISTT. ANNUPPUR,  
KOTMA. (M.P.)  
PH :07658-233777.

#### KUKSHI

792. OCEAN MOTORS PVT. LTD. (BIO1-BIO-01),  
SURVEY NO.593/5/1, 593/6/1, BARWANI ROAD,  
TOLL KANTE KE PASS, TEHSIL-KUKSHI - 454331  
PH :+91-9009780030, 7389945443.

#### MAIHAR

793. CITY CARS (D702-GI-04), UNIT OF AGARWAL  
WHEELS PVT. LTD., NEAR RELIANCE PETROL  
PUMP, NH-7, REWA ROAD, MAIHAR (M.P.)  
PH :07674-234575.

#### MANDLA

794. STANDARD AUTO AGENCIES (5402-WD-04),  
KATARA ROAD, MANDLA, DIST. MANDLA MP  
PH :7642-260600,260622.

#### MANDSAUR

795. PATEL MOTORS (WC01-WC-01), NEAR SHIVANA  
BRIDGE,RATLAM MANDSAUR  
ROAD,MANDSAUR - 458001  
PH :07422-400450, 220372.

#### MHOW

796. OCEAN MOTORS PVT. LTD. (WA01-WA-01), A.B.  
ROAD, NEAR KISANGANJ POLICE STATION,  
MHOW - 453441  
PH :07324-7389936478, 266211.

#### MORENA

797. PREM MOTORS PVT. LTD. (RG01-RG-01), NEAR  
SALES TAX BARRIER SQUARE, AB ROAD  
MORENA  
PH :07532-233101.

#### NARSINGHPUR

798. STANDARD AUTO AGENCY (5402-BB-02),  
BELAPURKAR WADR, BEHIND SATISH TALKIES,  
NARSINGHPUR,  
PH :7792-232757.

#### NEEMUCH

799. PATEL MOTORS (RATLAM) PVT LTD.  
(P801-3T-02), MHOW-NEEMUCH  
ROAD,NEEMUCH(MP),,  
PH :07423-263883-4.

#### RAISEN

800. MY CAR (BHOPAL) PVT. LTD. (RF01-RF-01),  
NEAR BAGHEL TRACTORS BEFORE SALE TAX  
TOLL SAGAR ROAD  
PH :+91-9755550061.

#### RATLAM

801. PATEL MOTORS (INDORE) PVT LTD.  
(P801-P8-01), 76 C.D&E,INDUSTRIAL  
AREA,RATLAM - 452001  
PH :07412-402529-31-32-33-41.  
802. PATEL MOTORS (INDORE) PVT LTD.  
(P801-P8-03), 181/17/18,DOSHI  
GOAN,INDUSTRIAL AREA ,JAORA  
ROAD,RATLAM  
PH :07412-261463, 261464, 9926932221.

#### REWA

803. CITY CARS (D702-M2-03), NYPASS  
CHURHATA,DIST. REWA - 482001  
PH :07662-222021.

#### SAGAR

804. ADINATH MOTORS (G101-G1-01), STATION  
ROAD, TILAK GANJ, SAGAR (M.P.)  
PH :07582-403932 / 226560.

#### SAJAPUR

805. PRIME CARS (3Q01-ZC-02), LALGHATI , A B  
ROAD, SHAJAPUR - 465441  
PH :7364-226333.

#### SANWER

806. MY CAR (INDORE) PVT. LTD. (AAJ1-AAJ-01),  
S.NO.396/3/1, OLD UJJAIN BYPASS  
ROAD,TALUKA SANWER, DISTT. INDORE.  
PH :07321-220043,7389920507.

#### SATNA

807. CITY CARS (D702-D7-01), WARD NO. -  
27,AMONGHA KALA,PANNA ROAD,SATNA -  
485001  
PH :07672-223026.

#### SEHORE

808. JEEWAN MOTORS (0302-EH-02),  
869/1/2, OFFICERS COLONY,IN FRONT OF  
CHURCH GROUND,BHOPAL, INDORE ROAD  
PH :07562-226400.

#### SEONI

809. KUNAL MOTORS (U501-BX-05), JYARAT NAKA,  
JABALPUR NAGPUR ROAD, SEONI (M.P.) -  
480661  
PH :07692-228158,8349999269.

#### SHADOL

810. SHUBH MOTORS (MF01-MF-01), JAMUA, NEAR  
GYAN GUPTA,BUDHAR ROAD,SHAHOL,  
PH :07652-231358 / 230110.

#### SHIVPURI

811. PREM MOTORS PVT. LTD. (3003-3U-04), A B  
ROAD,SIVPURI,,  
PH :07492-221215.

#### SUJALPUR

812. PRIME CAR PVT LTD. (3Q01-BJO-04), 363/1  
DEHANI JOD, ASHTA ROAD, NEAR SOYA PLANT  
SHUJALPUR, MADHYA PRADESH - 465333  
PH :8889913304 / 08889913341.

#### TIKAMGARH

813. ADINATH MOTORS (RE01-RE-01), NEAR MAU  
CHUNGI NAKA, TIKAMGARH (M.P.) - 472001  
PH :07683-247469.

#### UJJAIN

814. RUKMANI MOTORS (P) LTD (3W02-3W-01),  
SURVEY NO. 59/3, DEWAS ROAD,UJJAIN -  
456010  
PH :0734-4052000.

#### VIDISHA

815. MY CAR (BHOPAL) LTD (0303-AY-04), CIVIL  
LINES,OPP JLORI GARDEN, VIDISHA,  
PH :07592-407456.

#### WAIDHEN

816. CITY CARS (D702-JJ-02), NEAR VIJAY BANDHU  
PETROL PUMP, KACHANI, THE. WAIDHEN,  
DISTRICT, SINGRAULI ,MADHYA PRADESH -  
486886  
PH :07662-222021, 8889917774.

### MAHARASHTRA

#### AHMEDNAGAR

817. KANKARIYA AUTOMOBILES PVT LTD  
(A501-A5-01), SARDA MILLS,SAVEDI  
ROAD,AHMEDNAGAR, MAHARASTRA - 414001  
PH :9403961540.  
818. KANKARIYA AUTOMOBILES PVT LTD  
(A501-A5-05), MIDC, AHMEDNAGAR  
PH :2777131.

#### AKLUJ

819. CHAVAN AUTOMOBILES(CHAVAN MOTORS  
DIVISION INDIA P) (B102-RU-04), PLOT NO.  
15/3-A, PANCHVATI STOP,MALINAGAR  
ROAD,AKLUJ  
PH :02185-223033.

#### AKOLA

820. KHANDELWAL AUTOWHEELS PVT.LTD  
(F101-F1-01), TIRUPATI CHAMBERS,CONVENT  
ROAD,AKOLA - 444005  
PH :724-2429404,2440409,2420061.

#### ALIBAUGH

### DEALER WORKSHOP (AS ON 01.08.2016)

821. SIMRAN MOTORS (7S01-3X-02), NEAR INDIAN  
PETROL PUMP,PIMPAL BHAT, TALUKA -  
ALIBAUG,DISTRICT - RAIGAD,MAHARASHTRA -  
402201  
PH :02141-226344/9223161512.

#### AMBEGAON

822. THE KOTHARI WHEELS (1906-AGA-04), SOHAM  
NAGARI, A-WING, SHOP NO.8 & 16, PUNE NASIK  
HIGHWAY, A/P MANCHAR, TALUKA:  
AMBEGAON, DISTT: PUNE, MAHRASHTRA -  
410503  
PH :02132-223083/93.

#### AMBEJOGAI

823. YASH CARS (IU01-IU-01), LATUR ROAD, IN  
FRONT OF LOKMANYA HOTEL, TALUKA:  
AMBAJOGAI,DIST: BEED MAHARASHTRA

#### AMRAVATI

824. ASPA BANDSONS AUTO (P) LTD (F201-F2-01),  
SATURNA BADNERA  
ROAD,AMRAVATI,MAHARASTRA,  
PH :2510475/76/77.  
825. ASPA BANDSONS AUTO (P) LTD (F201-F2-05),  
A1/A2, OLD BY PASS ROAD, MIDC, AMRAVATI,  
DIST: AMRAVATI, MAHARASTRA,  
PH :0721-2520085.

#### AURANGABAD

826. PAGARIYA AUTO PVT LTD (2103-21-01), OPP.  
OLD HIGH COURT,NEAR HOTEL ASHOKA  
EXECUTIVE,JALANA ROAD,AURANGABAD  
PH :240665902.  
827. PAGARIYA AUTO PVT LTD (2103-21-02),  
AKASHWANI,,JALNA ROAD,AURANGABAD,  
PH :9860999468.  
828. PAGARIYA AUTO PVT LTD (2103-21-05), GAT  
NO. 46, PLOT NO. 50, NEAR MASTER COOK  
RESTAURANT (KAILASH HOTEL) BEED BYPASS  
ROAD, AURANGABAD, MAHARASHTRA  
PH :9860999468.  
829. AUTOMOTIVE MANUFACTURERS LTD.  
(2102-21-01), PLOT NO. 1,P.B.NO.  
716,CHIKALTHANA,AURANGABAD - 431 210  
PH :0240-6640500/6640555.  
830. AUTOMOTIVE MANUFACTURERS LTD.  
(2102-21-03), C-27,MIDC,CHIKALTHANA ,N/R  
LUPIN LABORATORIES, AURANGABAD,  
MAHARASHTRA  
PH :240-2484911.

#### BADLAPUR

831. PRAKASH AUTO PVT. LTD (9001-90-01), SHOP  
NO. 2, S. NO. 16, PLOT NO. 25 & 26, KRISHNA  
WATER SUPPLY, OPP. INDIAN OIL PETROL  
PUMP, MIDC ROAD, KATRAP, BADLAPUR  
(EAST) -- 421 503

#### BALLARPUR



**DEALER WORKSHOP (AS ON 01.08.2016)**

832. TRISTAR CARS (H302-ZH-04), PLOT NO.11,  
BEHIND ZAWERI PETROL PUMP, NEAR GURU  
NANAK COLLEGE, ALLAPALLI ROAD, BAMNI,  
TAH. BALLARPUR - DIST.  
PH :9272222412/13.

**BARAMATI**

833. MAHALAXMI AUTOMOTIVES PVT. LTD.  
(7R01-7R-01), BARAMATI- PHALTAN RD.,KASBA,  
BARAMATI,DIST. PUNE - 413102  
PH :2112-229005.

**BARSHI**

834. CHAVAN MOTORS (BBA1-BBA-01), GAT  
NO.1407/1, LATUR ROAD, NEAR ESSAR PETROL  
PUMP, BARSHI. - 413401

**BEED**

835. YASH CARS (V601-V6-01), PLOT NO.  
1/3/2442,NEAR OLD RTO OFFICE,BARSI  
SHOLAPUR HIGHWAY,BEED  
PH :02442-230044.

**BHANDARA**

836. AUTOMOTIVE MANUFACTURERS LTD.  
(2001-FG-03), JINDAL'S BLDG., ,NEAR NAVKAR  
PETROL PUMP,SAINATH NAGAR,NH-6,  
BHANDARA - 440026  
PH :07184 - 250542/251542.

**BHIVANDI**

837. S K WHEELS PVT LTD (IX01-IX-01), SURVEY  
NO.83/1E, AT-SONALE, NH3, BHIVANDI, DISTT.  
THANE  
PH :02522-657481/82/83/84.  
838. S K WHEELS PVT. LTD (IX01-IX-02), SURVEY  
NO. 43/1E, VILLAGE SONALE, NH-8,  
MUMBAI-NASHIK HIGHWAY, BHIVANDI, THANE -  
421302  
PH :0252-2657484/9930545454.

**BOISAR**

839. SPECTRA MOTORS (ES01-ES-01), PLOT  
NO.J-240, TARAPUR INDUSTRIAL AREA,  
VILLAGE.SARAVALI, BOISAR, PALGHAR, THANE  
(MAHARASHTRA)  
PH :02525-645180/661088.

**BRAMHAPURI**

840. TRISTAR CARS PVT LTD (H302-TW-02), 165,  
NAVEGAON, NEAR VIDYANIKETAN SCHOLL,  
WADSA ROAD, BRAHMPURI, DIST:  
CHANDARPUR, MAHARASHTRA - 441206  
PH :9272222406/7/8.

**CHALISGAON**

841. MANRAJ MOTORS PVT LTD (AAE1-AAE-01), SL  
NO 406, PLOT NO. 2, NEAR HOTEL RANI PARK,  
DHULE ROAD, CHALISGAON, DIST: JALGAON,  
MAHARASHTRA - 424101  
PH :2589229320.

**CHANDRAPUR**

842. TRISTAR CARS PVT LTD (H302-H3-01), NR.  
HOTEL KUNDAN PLAZA,NAGPUR  
ROAD,CHANDRAPUR - 442401  
PH :9272222401/2.

843. TRISTAR CARS PVT LTD (H302-H3-03), NAGPUR  
ROAD, CHANDRAPUR - 442401  
PH :9272222403/4.

**CHIPLUN**

844. JAGRUT MOTORS P. LTD. (9A01-9A-01),  
SURVEY NO-543, NH-17, MUMBAI-GOA  
HIGHWAY,AT-KALAMBASTE TAL-CHIPLUN,  
DIST-RATNAGIRI,MAHARASHTRA - 415605  
PH :02355-252238.

**DAHANU**

845. SAI SERVICE PVT. LTD. (V901-TD-03),  
DAHANU-JAWAHAR ROAD, DAHANU(E),  
TAL-DAHANU, DIST. TAHNE  
PH :  
-02528-225060/70/80/8975003140/8975003138.

**DAPOLI**

846. JAGRUT MOTORS P. LTD. (G301-VG-06),  
AT/POST-DAPOLI, DAPOLI-KHED  
ROAD,DAPOLI.DIST RATANAGIRI.  
PH :02358-267272,252238.

**DHULE**

847. SEVA AUTOMOTIVE LTD. (P301-P3-01), GATE  
NO. 90,AWADHAN,MUMBAI AGRA ROAD,DHULE  
PH :281128/29.

**DINDORI**

848. AUTOMOTIVE MANUFACTURERS LTD.  
(AAF1-AAF-01), S.NO.753, NEAR PANDAV  
PETROL PUMP,NASIK DINDORI ROAD, TAL.  
DINDORI, DISTT. NASIK - 422202  
PH :222021.

**DOMBIVALI**

849. FORT POINT AUTOMOTIVE (CARS) PVT. LTD.  
(3906-JS-02), C/O NIRUP TEXTILES, C-3 & 4,  
MIDC PHASE-1, DHARMA KANTA, NEAR TATA  
POWER, DOMBIVALI (EAST). - 421201  
PH :0251-2449789,2445557/8.

**DOMBIVILI**

850. AUTOMOTIVE MANUFACTURERS LTD.  
(3901-JS-02), PLOT NO. B-43,  
PHASE-1,DOMBIVALI INDUSTRIAL AREA,  
DOMBIVALI,DISTT-THANE, MAHARASHTRA,  
PH :0251-2800492/4/5.

**GADCHIROLI**

851. BARBATE AUTOMOTIVE (INDIA) PVT. LTD.  
(ARYA CARS) (ZK02-ZK-01), PLOT NO. 10,  
GANESH NAGAR, MUL ROAD, GADCHIROLI ,  
MAHARASTRA - 442605  
PH :07132-232220.

**GADINGALAJ**

852. SAI SERVICE PVT. LTD. (3802-DB-04), 581/7B,  
PLON NO-12,SANKESHWAR ROAD,OPP. HOTEL  
NEELKAMAL, TAL. GADINGLAJ - 416502  
PH :02327-222239.

**GANGAPUR**

853. PAGARIYA AUTO PVT LTD (2103-MC-03),  
E-16,WALUJ,AURANGABAD  
PH :2406617790.

**GONDIA**

854. ARYA CARS ( UNIT OF BARBATE AUTOMOTIVE  
INDIA PVT. LTD.) (2004-4C-02), ITI ROAD,NR.  
FULCHUR NAKA,OPP LAXMI FLOUR  
MILL,GONDIA - 441601  
PH :07182-234567.

**GUHAGAR**

855. JAGRUT MOTORS PVT. LTD. (BJV1-BJV-01),  
SURVEY NO. 23A, SHRUNGALTALI,  
GUHAGHAR-CHIPLUN ROAD, GUHAGAR,  
RATNAGIRI, MAHARASHTRA - 415703  
PH :9404923981.

**HALKARNI**

856. SAI SERVICE PVT. LTD. (3802-BRZ-05), GAT  
NO.360, G.P.M NO.157, A/P HALKARNI-416507  
TALUKA CHANDGAD, DISTT. KOLHAPUR,  
MAHARASHTRA.  
PH :02320 - 239339.

**HINGOLI**

857. YASH CARS (IF02-IF-01), ANAND NAGAR,  
AKOLA-NANDED BYPASS, HINGOLI TAL. &  
DISTRICT HINGOLI (MAHARASHTRA)

**ICHALKARANJI**

858. SAI SERVICE PVT. LTD. (4D01-4D-01), GATE NO.  
107,KOLHAPUR  
ROAD,KABNOOR,ICHALKARANJI - 416122  
PH :0230-2425282.

**INDAPUR**

859. MAHALAXMI AUTOMOTIVES PVT. LTD.  
(7R01-NQ-02), STATE HIGHWAY NO.  
151,INDAPUR  
PH :2117222500.

**ISLAMPUR**

860. CHOWGULE INDUSTRIES PVT. LTD.  
(PJ02-PJ-01), GATE NO.905/A/3, NEAR BOMBAY  
RAYAN, PUNE-BANGALOE HIGHWAY (NH-4),  
ISLAMPUR TALUKA : WALVA, DIST:SANGLI -  
415409  
PH :225757.

**JALGAON**

861. MANRAJ MOTORS PVT LTD (C401-C4-01),  
AJINTA ROAD,MIDC INDL AREA,JALGAON -  
425003  
PH :2212122/23/24.

**JALNA**

862. AUTOMOTIVE MANUFACTURERS LTD.  
(2102-BC-02), PLOT NO. 4 & 5 , CTS NO.  
11427/4-A, BALAJI  
COMPLEX,JALNA-AURANGABAD ROAD, JALNA,  
PH :2482-221143.

**JATH**

863. CHOWGULE INDUSTRIES PVT. LTD.  
(J102-BLX-05), PLOT NO. 12, SAWANT ESTATE,  
MORE COLONY, OPP. CATTLE BAZAR, SATARA  
ROAD, JATH, DISTRICT SANGLI,  
MAHARASHTRA - 416404  
PH :02341 246598.

**JAYSINGPUR**

864. SAI SERVICE PVT. LTD. (ASA1-ASA-01), GATE  
NO. 1239, NEAR ACHRYA TULSI BLOOD BANK,  
A/P UDGAON(JAYSINGHPUR), TALUKA.SHIROL,  
DIST: KOLHAPUR  
PH :02322-225959.

**KANKAVALI**

865. JAGRUT MOTORS P. LTD. (G301-V7-05), PLOT  
NO.32-33,SURVEY NO.-1886/1,,MUMBAI-GOA  
HIGHWAY  
(NH-17),JANAVLI,KANKAVLI,MAHARASHTRA -  
416002  
PH :02367-232872/203977 , (91)9881467572.

**KAPHOLI**

866. S K WHEELS PVT LTD (0515-9C-02), PLOT NO.  
42,N-47 , KAPHOLI INDUSTRIAL AREA,MUMBAI  
-PUNE HIGHWAY,MUMBAI - 410203  
PH :02192-266243/266470,02192-266243.

**KARAD**

867. CHOWGULE INDUSTRIES PVT. LTD.  
(F303-4E-02), 112/3, PUNE-BANGALORE  
ROAD,NEAR RELIANCE GAS PUMP, A/P  
MALKAPUR, TAL. KARAD, DISTT. SATARA -  
415110  
PH :02164-660000.

**KARJAT**

868. SIMRAN MOTORS (7S01-TA-03),  
PANVEL-KARJAT ROAD, KARJAT, DIST. RAIGAD  
PH :+91-8108194564.



**DEALER WORKSHOP (AS ON 01.08.2016)**

**KAVATE MAHANKAL**

869. CHOWGULE INDUSTRIES PVT. LTD.  
(SC02-SC-01), MAHANKALI BAAZAR, KAVATE  
MAHANKAL-JAT ROAD, KAVATE MAHANKAL,  
SANGLI, MAHARASHTRA  
PH :2341-222102.

**KHAMGAON**

870. MANRAJ MOTORS PVT LTD. (-), GAT NO 41,  
OLD SURVEY NO. 12/1A, NEAR AMRUT PETROL  
PUMP, AKOLA ROAD, KHAMGAON – 444 303,  
MAHARASHTRA  
PH :07263-250002/3.

**KHANDALA**

871. CHOWGULE INDUSTRIES PVT. LTD.  
(F303-CO-05), SURVEY NO. 278, SHIRVAL  
GAIGAON ROAD, A/P-SANGHVI,  
SHIRVAL,TALUKA  
KHANDALA,DISTRIST:SATARA, MAHARASTRA.  
PH :02169-244044.

**KHARGHAR**

872. EXCELL AUTOVISTA PVT LTD (AAC1-AAC-01),  
SURVEY NO.742/439, KOPRA VILLAGE,  
SECTOR-10, SION-PANVEL HIGHWAY,  
KHARGHAR, DIST. RAIGAD - 410210  
PH :022-65999111.

**KOLHAPUR**

873. SAI SERVICE PVT. LTD. (3803-38-01), C-6,  
SHIROLI MIDC,MENON OPP MENON  
PISTONS,NH-4,KOLHAPUR - 416122  
PH :0230 - 2468376.  
874. SAI SERVICE PVT. LTD. (3802-38-01), PLOT NO.  
1, E WARD,BEHIND PARVATI TALKIES,SHIVAJI  
UDYAMNAGAR, KOLHAPUR - 416008  
PH :0231 - 2661676.

**KONGAON**

875. PRAKASH AUTO PVT LTD (3903-AZ-02), SURVEY  
NO.126/127,98/38,AT & POST KONGAON,  
PH :0252-2280264.

**KUDAL**

876. JAGRUT MOTORS PVT. LTD. (9801-98-01),  
SURVEY NO. 50/5, 51/5, A/P PINGULI,  
TEMBDHURI, TALUKA – KUDAL, DISTRICT –  
SINDUDURG, MAHARASHTRA  
PH :02362-202423.

**LATUR**

877. AUTOMOTIVE MANUFACTURERS LTD.  
(V801-V8-02), PLOT NO. 28, 29, 30, SURVEY NO.  
36, VARVATTI VILLAGE, LATUR - BARSHI ROAD,  
LATUR - 413512  
PH :02382 - 609111/609222.

878. AUTOMOTIVE MANUFACTURERS LTD.  
(V801-V8-01), CITY SURVEY NO. 2960, NANDED  
ROAD, OPP. TIRUPATHI LODGE, LATUR -  
413512  
PH :02382 - 661909.

**MAHAD**

879. SIMRAN MOTORS (7S01-TX-04), NEAR  
RELIENCE PUMP, PANVEL-GOA ROAD, MAHAD,  
DIST. RAIGAD  
PH :02145-223123.

**MALEGAON**

880. SHAAN CARS PRIVATE LIMITED (3703-FF-02),  
PLOT NO. 572/81,CHANDANPURI SHIVAR,OLD  
MUMBAI, AGRA ROAD, DIST- NASIK,MALEGAON  
- 423203  
PH :237200/237201.

**MANGAON**

881. SIMRAN MOTORS PVT. LTD. (BAM1-BAM-01),  
SURVEY NO.97, AT-POST-NANORE, NH-17,  
MUMBAI-GOA HIGHWAY, MANGAON, RAIGAD,  
MAHRASTHRA. - 402104  
PH :02140-261118.

**MIRAJ**

882. CHOWGULE INDUSTRIES PVT. LTD.  
(JT02-SD-03), 42C , OPP. WHISPERING WOODS,  
MIDC AREA, TALUKA MIRAJ, DISTT. SANGLI,  
MAHARASHTRA - 416410  
PH :0233-2643221, 22.

**MUMBAI**

883. K.T.S. AUTOMOTORS PVT. LTD. (0582-05-02),  
C/O-COZY INDIA, 5, HANSRAJ LANE, BYCULLA,  
MUMBAI - 400027  
PH :022-23751234,23752301/2/3/5/6.  
884. AUTOCREATE WHEELS PVT. LTD. (0580-05-01),  
BANSAL ESTATE, SAKI VIHAR ROAD,  
CHANDIVALI, ANDHERI (E), MUMBAI  
PH :022-28472565.  
885. HARE KRISHNA AUTO PVT. LTD. (0579-05-01),  
SURVEY NO 208, ANJANI KUMAR INDUSTRIAL  
ESTATE,SUBASH NAGAR,BEHIND  
HDIL,SONAPUR, BHANDUP(W),MUMBAI - 78  
PH :022-61946222, 41179999.  
886. SHIVAM AUTOZONE (0531-05-01), CHARKOP  
INDUSTRIAL ESTATE, KANDIVLI(WEST),  
MUMBAI, MAHARASHTRA  
PH :022-41099999.  
887. SPECTRA MOTORS LIMITED (0523-05-01),  
GHATLA VILLAGE, CHEMBUR, MUMBAI  
PH :022 -25200600/25200990/ 25200300  
/25206666.  
888. FORT POINT (0521-05-02) D-9, STREET NO. 21,  
OPP PATNI COMPUTERS, SEEEPZ, MIDC,  
ANDHERI, MUMBAI  
PH :-41157777, 42432121/2131,.

889. FORTPOINT AUTOMOTIVE (CARS) PVT. LTD.  
(0521-05-03), C/O VARUN STEEL  
INDUSTRIES.AAM TOOL COMPOUND,BOAT  
HURT ROAD, BEHIND SEWARI POLICE  
STATION, DARUKHANA, REAY ROAD, MUMBAI -  
400010  
PH :022-64550650.

890. EXCELL AUTOVISTA PVT LTD (0510-05-01),  
RESHAM SINGH COMPOUND,CST  
ROAD,KALINA, SANTACRUZ EAST,MUMBAI -  
400098  
PH :022-67743888,26653242, 43, 46.

891. SPECTRA MOTORS LIMITED (0508-05-01), PLOT  
NO 4 & 5,GANESH PLOT OWNERS  
ASSN.,RAMACHANDRA LANE EXTN,KANCH  
PADA,MALAD(WEST) MUMBAI - 400064  
PH :022-67696063/62/65/80/85/58/68/94,88989999.

892. SPECTRA MOTORS LIMITED (0508-05-02), PLOT  
NO. 165,CABLE CORPORATION OF INDIA,OFF  
WESTERN EXPRESS HIGHWAY,BORIVLI (EAST)  
PH :022-66908623/66908626,28542185.

893. SPECTRA MOTORS LIMITED (0508-05-03),  
GANDHI PAREKH INVESTMENT CORP. LTD,CTF  
NO. 170, MUMBAI AGRA ROAD,NEXT TO ASHOK  
SILK MILL COMPOUND, LBS  
MARG,GHATKOPAR WEST, MUMBAI - 400086  
PH :022-66440000 /66440111/  
9967017486,66440000.

894. SPECTRA MOTORS PVT. LTD. (0508-05-07), C/O  
DON BOSCO INSTITUTE, VAZIRA NAKA, OFF  
CHANDARKAR ROAD, BORIVALI WEST,  
MUMBAI. - 400092  
PH :022-28988800.

895. SAH & SANGHI AUTO AGENCIES PVT.LTD  
(0505-05-01), PRAKASH MILLS COMPOUND,OFF.  
GLOBE MILLS PASSAGE,WORLI,MUMBAI -  
400013  
PH :022-24925452/53/54, 24965379/80,4925452,  
53.

896. SAI SERVICE PVT. LTD. (0504-05-01), 462  
SENAPATI BAPAT MARG,WORLI NAKA,LOWER  
PAREL,MUMBAI - 400013  
PH :022-43030404, 43030400.

897. SAI SERVICE PVT. LTD. (0504-05-02), ARVIND  
CHAMBERS,194 ANDHERI KURLA ROAD,  
ANDHERI(EAST), MUMBAI - 400069  
PH :022-43030606 /600.

898. SAI SERVICE PVT. LTD. (0504-05-04), C/O  
SHAKTI INDUSTRIAL WIRE COMPOUND,DATTA  
PADA ROAD,BORIVILI (EAST),MUMBAI  
PH :022-43030101/43030100.

899. VITESSE TRADING LIMITED (0503-05-01), SHAH  
INDLESTATE,PLOT 11 LINK ROAD,ANDHERI  
(WEST),MUMBAI - 400058  
PH :022-26730787/26730280/26730296,6367018.

900. VITESSE TRADING LIMITED (0503-05-02), 77 AF  
PALKY GULLY,OFF VEER SAVARKAR MARG,  
PRABHADEVI, MUMBAI - 400025  
PH :022-24229747,4223933.

901. VITESSE PVT. LTD. (0503-05-07), PLOT NO.A59,  
KANDIVALI INDUSTRIAL CO-OP. SOC.,  
GOVERNMENT INDUSTRIAL ESTATE,  
CHARKOP, KANDIVALI (W), MUMBAI  
PH :022-28674753/28674754,24229747.

902. PARAMOUNT WHEELS PVT. LTD. (3911-05-02),  
CITY SURVEY NO. 639/246, SANTOSH NAGAR,  
FILM CITY ROAD, GOREGAON (E), MUMBAI -  
MAHARASHTRA - 400065  
PH :022-28403742.

903. AUTOMOTIVE MANUFACTURERS LTD.  
(3901-05-04), PLOT NO. 108, BAZAR WARD,  
KURLA(WEST) , MUMBAI  
PH :022- 61563734 / 61563744 / 61563715.

**MURGUD**

904. SAI SERVICE PVT. LTD. (AWA1-AWA-01), R.S.  
NO. 188/4, A/P MURGUD, TALUKA: KAGAL, DIST:  
KOLHAPUR  
PH :02325 - 265553.

**NAGPUR**

905. ARYA CARS (UNIT OF BARBATE AUTOMOTIVE  
INDIA PVT. LTD.) (2007-20-01), PLOT NO. 4, NEW  
COTTON MARKET, GHAT ROAD, NAGPUR,  
MAHARASTRA  
PH :0712-6664777.

906. ARYA CARS (UNIT OF BARBATE AUTOMOTIVE  
INDIA PVT. LTD.) (2007-20-02), PLOT NO. 131,  
NH-6, BHANDARA ROAD, MAHALGAON,  
NAGPUR, MAHARASTRA. - 440202  
PH :8888819524.

907. ARYA CARS ( UNIT OF BARBATE AUTOMOTIVE  
INDIA PVT. LTD.) (2004-20-01), NEAR PARDY  
NAKA (OUTSIDE),NH-6,BHANDARA  
ROAD,NAGPUR - 440008  
PH :0712- 6688333.

908. SEVA AUTOMOTIVE LTD. (2002-20-01), 34/3,  
KACHIMET AREA,NEAR VAYUSENA NAGAR BUS  
STOP,WADI, AMRAVATI ROAD,NAGPUR -  
440023  
PH :0712-2500231/6652800.

909. SEVA AUTOMOTIVE LTD. (2002-20-03), PLOT  
NO. 33A,CENTRAL MIDC,HIGNA  
ROAD,NAGPUR,MAHARASHTRA, - 440016  
PH :7104-666444.

910. AUTOMOTIVE MANUFACTURERS LTD.  
(2001-20-02), 575 KAMPTEE ROAD,NAGPUR-26,,  
PH :0712-  
2630550/6662000/6662001/2652551/2648341.

911. AUTOMOTIVE MANUFACTURERS LTD.  
(2001-20-04), KAHIRA NALA,NAGMANDIR,MOUZA  
YERKHEDA NH-7 NAGPUR, - 440001  
PH :7109-270276,0712-325885.

**DEALER WORKSHOP (AS ON 01.08.2016)**

912. AUTOMOTIVE MANUFACURERS PVT. LTD  
(2001-20-05), PLOT NO. 38/1, NEAR BOUDDHA  
VIHAR, OPP. DELHI PUBLIC SCHOOL, KAMPTTEE  
ROAD, NAGPUR, MAHARASHTRA - 441001  
PH :0712-6555013/14.

**NANDED**

913. SEVA AUTOMOTIVE LTD. (6801-68-01), NANDED  
HYDERABAD ROAD,NANDED - 431604  
PH :02462-241599.

**NANDURBAR**

914. SEVA AUTOMOTIVE LTD. (P301-KW-02), PLOT  
NO.- 38.4,BANSITAL NAGAR,NEAR HOTEL  
KARAN GARDEN HOWFULLY BYE PASS ROAD,  
,NANDURBAR,DIST.- SATARA.  
PH :02564-233000.

**NARAYANGAON**

915. THE KOTHARI WHEELS (1906-FV-02), GATE NO.  
747, PUNE NASIK  
HIGHWAY,WARULWADI,NARAYANGAON -  
410504  
PH :2132-244002.

**NASHIK**

916. SEVA AUTOMOTIVE PVT LTD (3701-37-07),  
PLOT NO.A-23, NICE INDUSTRIAL AREA, MIDC,  
SATPUR, NASHIK (MAHARASHTRA) - 422006  
PH :6604444.

917. SEVA AUTOMOTIVES PVT LTD (3701-37-08),  
SHOP NO. 1 & 2, SER. NO. 241/1-B-1/2,  
OPPOSITE NMC SCHOOL, DINDORI ROAD,  
MAHSRUL, NASHIK, MAHARASHTRA - 422004  
PH :0253-6654444.

918. SHAAN CARS PRIVATE LIMITED (3703-37-01),  
E-3 MIDC AREA,SATPUR ,  
NASHIK,MAHARASHTRA - 422007  
PH :2351372.

919. SHAAN CARS PRIVATE LIMITED (3703-37-04),  
03/810, NEAR NASARDI BRIDGE, WADALA  
ROAD, NASIK ROAD, NASHIK  
PH :2236080.

920. AUTOMOTIVE MANUFACTURERS LTD.  
(3702-37-01), P-1-12,ADDITIONAL NASIK INDL  
AREA,AMBAD,NASHIK - 422 010  
PH :6636300/6636329/312/314/317.

921. SEVA AUTOMOTIVE LTD. (3701-37-01), PLOT  
NO. X - 46,MIDC. AMBAD,NASHIK - 422010  
PH :2386537.

922. SEVA AUTOMOTIVE LTD. (3701-37-06), SEVA  
FARMS, GATE NO. 82/2, AMBE BAHULA ROAD,  
VILHOLI, TALUKA & DISTRICT: NASHIK,  
MAHARASHTRA - 422010  
PH :6642444.

**NAVI MUMBAI**

923. EXCELL AUTOVISTA PVT LTD (AAC1-9K-02),  
PLOT NO-9,MIDC,NAVADE,TALUJA,  
TAL-PANVEL, DIST-RAIGAD - 410208  
PH :022-27405555.

924. S K WHEELS PVT LTD (0515-9K-01), D-267,TTC  
INDUSTRIAL AREA,TURBHE,NEW BOMBAY -  
400075  
PH :022-27625122, 022 - 27625102,27689910, 20,  
30, 40.

925. AUTOMOTIVE MANUFACTURERS LTD.  
(3901-9K-01), D-234 MIDC TTC INDL  
AREA,SHIRVANE NERUL,NEW BOMBAY,  
PH :022-40183900/40183923/24/28,7614603.

**OSMANABAD**

926. CHAVAN AUTOMOBILES(CHAVAN MOTORS  
DIVISION INDIA P) (B102-LW-03), PLOT NO. 1,  
TAWADE COMPLEX,PRERANA  
NAGAR,OSMANABAD,  
PH :02472-228666.

**PALGHAR**

927. SAI SERVICE PVT. LTD. (TE01-TE-01), SURVEY  
NO. 86/1, TEMBHODE, MANOR-MAHIM ROAD,  
PALGHAR, DISTRICT: THANE  
PH :+91-8308806722.

**PALUS**

928. CHOWGULE INDUSTRIES PVT. LTD.  
(J102-0Z-04), PLOT NO.B-3, MIDC AREA, TALUKA  
PALUS, DISTT. SANGLI.  
PH :229021.

**PANDHARPUR**

929. CHAVAN AUTOMOBILES(CHAVAN MOTORS  
DIVISION INDIA P) (B102-0H-05), GAT NO.56,  
ESABAVI, PUNE ROAD, TAL:PANDERPUR,  
SOLAPUR  
PH :02186-228666.

**PANVEL**

930. SIMRAN MOTORS (7S01-7S-01),  
PLOT2-8,SECTOR-15, OPP. HOTEL  
GARDEN,OLD MUMBAI PUNE  
HIGHWAY,PANVEL - 410206  
PH :022-27488000,27462605, 27490365.

931. K.T.S. AUTOMOTORS PVT. LTD. (0582-7S-01),  
VILLAGE: APTA, OPP. APTA RAILWAY STATION,  
LADIWALI, DIST: RAIGAD, PANVEL  
(MAHARASHTRA)  
PH :+91-9420611356/94206611326.

932. AUTOMOTIVE MANUFACTURERS LTD.  
(3901-7S-03), PLOT NO-92/1, VILLAGE KOLAKHA,  
MUMBAI-GOA HIGHWAY, PANVEL, DISTT.  
RAIGAD  
PH :09272237071 TO 94.,

**PATAS**

933. MAHALAXMI AUTOMOTIVES PVT. LTD.  
(7R01-PR-03), PUNE-SOLAPUR HIGHWAY,  
PATAS, TALUKA DAUND DISTT.-PUNE  
PH :2117-222500.

**PEN**

934. SIMRAN MOTORS (9I01-9I-01), AT POST –  
VADKHAL NAKA, NH-17, MUMBAI GOA  
HIGHWAY, TAL – PEN, DISTT. RAIGAD - 402107  
PH :2143269073.

**PHALTAN**

935. CHOWGULE INDUSTRIES PVT. LTD.  
(KH02-KH-01), PLOT NO.83/1B/1, LONAND-PUNE  
ROAD, PHRANANDWADI, TALUKA-PHALTAN,  
DISTRICT: SATARA, MAHARASTRA.  
PH :02161-200455.

**PIMPLEGAON**

936. AUTOMOTIVE MANUFACURERS PVT LTD  
(BAY1-BAY-01), GAT NO.517/P NEAR MARKET  
COMMITTEE, MUMBAI AGRA HIGHWAY, NH3  
A/P PIMPALGAON BASWANT, TALUKA: NIPHAD,  
DIST-NASHIK - 422202  
PH :02550-252808.

**PRABHANI**

937. YASH CARS (V601-LN-02), PARBHANI  
GANGAPUR ROAD,PRABHANI,,  
PH :02452-230111.

**PUNE**

938. SUMANKIRTI CARS PVT. LTD. (1915-19-01), SR.  
NO.131 OPP. SAI PETROL PUMP, PUNE MUMBAI  
EXPRESSWAY, TAHWADE, PUNE - 411033  
PH :66333209.

939. SEHGAL AUTORIDERS (1913-19-01), SURVEY  
NO. 51, BAVDHAN KHRUD, TAL: HAVELI, DIST:  
PUNE  
PH :8308304444/41463625/41463627.

940. MAHALAXMI AUTOMOTIVES PVT. LTD.  
(1912-19-03), 59/A, MUNDHWA KHARADI ROAD,  
OPP. MUNDHWA POLICE STATION, MUNDHWA,  
PUNE, MAHARASHTRA  
PH :020-30217000,67270000.

941. MAHALAXMI AUTOMOTIVES PVT. LTD.  
(1912-19-04), NO.485/1, CTS NO.1041, OM  
SUPER MARKET, GHOKALE CROSS ROAD,  
MODEL COLONY, SHIVAJI NAGAR, PUNE -  
411036  
PH :020 - 67290018/17.

942. CHOWGULE INDUSTRIES PVT. LTD.  
(1911-19-01), S.NO.1, NEXT TO PODAR  
INTERNATIONAL SCHOOL, KATRAJ BYPASS  
ROAD, AMBEGAON-B, TALUKA-HAVELI, PUNE -  
411046  
PH :020-66803555.

943. ACE KUDALE CAR PVT. LTD. (1910-19-01),  
36/2C/1, MANRAJ BUDRUK,PUNE.SOLHAPUR  
ROAD,TALUKA HAVELI, DISTRICT PUNE -  
412201  
PH :020-30456441/447/413.

944. ACE KUDALE CAR PVT. LTD. (1910-19-02),  
ATLAS TANKS VESSELS, SR. NO 232/2,  
PUNE-NASIK ROAD, KHANDOBAMAL, BHOSARI,  
PUNE.  
PH :2030662009.

945. CHOWGULE INDUSTRIES PVT. LTD.  
(1908-19-02), S.NO. 53,PUNE SATARA  
HIGHWAY,KATRAJ PUNE - 411046  
PH :020-26959460, 66786200.

946. CHOWGULE INDUSTRIES PVT. LTD.  
(1908-19-05), 129/2B/1, NEW PUNE MUMBAI  
HIGHWAY, KATRAJ DEHU ROAD BYPASS,  
TATHWADE, TAL-MULASHI, DISTT. PUNE  
(MAHARASHTRA) - 411033  
PH :67915700.

947. MY CAR (PUNE) PVT LTD (1907-19-01), SURVEY  
NO. 131, MUMBAI BANGALORE HIGHWAY,  
WAKAD, PUNE  
PH :020-3988333/39810920.

948. THE KOTHARI WHEELS (1906-19-01), 110/A,  
PUNE SOLAPUR ROAD, NEAR FATIMA NAGAR,  
PUNE - 411039  
PH :020-68874100.

949. THE KOTHARI WHEELS (1906-19-03), PLOT NO.  
2B, D1 BLOCK, CHINCHWAD, PUNE, DIST. PUNE  
PH :020-66352600.

950. WONDER CARS (P) LTD (1903-19-02), 12, NPS  
LINES,SOLAPUR ROAD,,OLD POOL  
GATE,CAMP, PUNE - 411001  
PH :020 - 26332934/35.

951. WONDER CARS PVT. LTD. (1903-19-03), PLOT  
NO.52/1 BLOCK F2, MIDC, PIMPRI, PUNE. -  
411018  
PH :27130171/2/3/8.

952. SAI SERVICE PVT. LTD. (1901-19-01), BOMBAY  
PUNE ROAD, FUGEWADI, PUNE - 411012  
PH :46404440/48.

953. SAI SERVICE PVT. LTD. (1901-19-02), 889/90  
J.M.ROAD, DECCAN GYMKHANA, PUNE - 411004  
PH :020-41401141/40.

954. SAI SERVICE PVT. LTD. (1901-19-03), S.NO.15A  
GIDWANI COMPOUND, KONDWA BUDRUK,  
HAVELI, PUNE - 411046  
PH :020 - 41402222/240/241/242/243.

955. SAI SERVICE PVT. LTD. (1901-19-05), NEAR  
NIGDI-BHOSARI ROAD, CHINCHWAD, PUNE  
PH :46605999/95.

956. SAI SERVICE PVT. LTD. (1901-19-06), SURVEY  
NO.244/1, PHASE-II, NEAR BANK OF  
MAHARASHTRA, HINGEWADI, TAL - MULSHI,  
DISTRICT-PUNE,MAHARASHTRA - 411057  
PH :204200700.

**DEALER WORKSHOP (AS ON 01.08.2016)**

957. SAI SERVICE PVT. LTD. (1901-19-07), 4/A/1A, 1/3 A, SALUNKE VIHAR ROAD, BORADE NAGAR, KONDWA, PUNE, MAHARASHTRA. - 411048  
PH :020-71727001/2/3/4/5/6/7.
958. SAI SERVICE PVT. LTD. (1901-19-08), SURVEY NO. 37, HISSA NO. 2, SITUATED AT WADGAON KHURD, NEAR NANDED CITY, SINHAGAD ROAD, TALUKA - HAVELI, DISTRICT - PUNE, MAHARASHTRA.  
PH :020-24391399.

**RAHATA (SHIRDI)**

959. KANKARIYA AUTOMOBILES PVT LTD (ZV03-ZV-01), SHIRDI ROAD, SAKORI, RAHATA, PH :2423-243541.

**RAJAPUR**

960. JAGRUT MOTORS P. LTD. (AHA1-AHA-01), SURVEY NO. 14/8, TARALWADI, RAJAPUR, DIST: RATNAGIRI  
PH :02355-252238.

**RATNAGIRI**

961. JAGRUT MOTORS P. LTD. (G301-G3-01), D-25, MIDC MIRJOLE, MAHARASTRA, RATNAGIRI  
PH :02352-228380, 28380.

**SANGLI**

962. CHOWGULE INDUSTRIES PVT. LTD. (J102-J1-01), GAT NO.243 SANGLI KOLHAPUR ROAD, OPP. TO GAJANAN MAHARAJ MANDIR, ANKALI, TAL-SANGLI, DISTT. SANGLI - 416416  
PH :0233-6631300.

**SASWAD**

963. CHOWGULE INDUSTRIES PVT. LTD. (1908-PH-03), SOLAPUR HIGHWAY, SASWAD, DIST. PUNE - 412301  
PH :02115-224450; 225210.

**SATARA**

964. CHOWGULE INDUSTRIES PVT. LTD. (F303-F3-01), PLOT NO. B-2, OLD MIDC, SATARA - 415002  
PH :02162-245941/2/3.

**SHIRUR**

965. MAHALAXMI AUTOMOTIVES PVT. LTD. (1912-ZD-02), 1023/1, NEXT INDIAN OIL PETROL PUMP, SARADWADI, PUNE-AHMEDNAGAR HIGHWAY, TAL: SJIRUR, DIST: PUNE, MAHARASHTRA  
PH :2138-615000.

**SHIRWAL**

966. CHOWGULE INDUSTRIES PVT. LTD. (-), GAT NO.175, A/P SHINDEWADI, SHIRWAL-BHOR ROAD, SHIRWAL, TAL KHANDALA, DISTT. SATARA - 412801  
PH :02169 - 244044.

**SHRIRAMPUR**

967. KANKARIYA AUTOMOBILES PVT LTD (LV03-LV-01), S.NO.139/1/3, NEAR NAKA NO.4, SANGAMNER ROAD, SHRIRAMPUR DISTT. AHMEDNAGAR  
PH :210264.

**SILLOD**

968. PAGARIYA AUTO PVT. LTD. (2103-ZG-04), PLOT NO. 19/20, SURVEY NO. 386, AURANGABAD NAKA, SILLOD, AURANGABAD  
PH :9860999468.

**SINNAR**

969. SHAAN CARS PRIVATE LIMITED (3703-FU-03), A-24, MIDC AREA MALEGAON, SINNAR TAL- SINNAR,,  
PH :2551230300.

**SOLAPUR**

970. CHAVAN AUTOMOBILES(CHAVAN MOTORS DIVISION INDIA P) (B102-B1-02), 150, AKALKOT ROAD, OPP. SVCS HIGH SCHOOL, SOLAPUR, PH :217-2606666.
971. CHAVAN AUTOMOBILES(CHAVAN MOTORS DIVISION INDIA P) (B102-B1-01), 18,39, INDUSTRIAL ESTATE, HOTAGI ROAD, SOLAPUR, PH :217-2378888, 0217-2379999.

**TALASARI**

972. SHIVAM AUTOZONE (BIN1-BIN-01), SURVEY NO. 191/1 PLOT NO. 5, AT-POST - VADAVALI, NH-8, TALASARI, THANE, MAHARASHTRA  
PH :02521-220777.

**THANE**

973. HARE KRISHNA AUTO PVT. LTD. (0579-39-02), C/O ANAND THEATRE, OPP. RAILWAY STATION, KOPARI, THANE (EAST), GREATER MUMBAI, MAHARASHTRA. - 400603  
PH :022-41034444/9821013141.
974. SPECTRA MOTORS LIMITED (0508-39-04), B-74, ROAD NO. 33, NEAR ESI HOSPITAL, WAGLE ESTATE, THANE - 400604  
PH :+91-8879666005, 25801773.
975. SPECTRA MOTORS LIMITED (0508-39-06), C/O MONARCH PLASTICS, GALA NO.4, MIRA CO-OP. INDUSTRIAL ESTATE, KASHIMIRA, THANE - 401104  
PH :022-28542185.
976. PARAMOUNT WHEELS PVT. LTD. (3911-39-01), OPP. PREMA LAXMAN SCHOLL. PANKERPADA, MIRAROAD(E), DIST: THANE  
PH :022-42933944/45/51/52/53.
977. NAVNIT MOTORS LTD (3908-39-02), B R T PLOT ,THANE (W) ,MAHARASHTRA  
PH :022-66066666.

978. FORT POINT (3906-39-01), KOTHARI WAREHOUSE NO. 111, POKHRAN ROAD NO. 11, MANPADA, CHATALSAR, THANE  
PH :022-41157777, 41515300, 25897170.

**ULHASNAGAR**

979. PRAKASH AUTO PVT LTD (3903-39-01), U NO-3, SHEET NO. 30, VITHALWADI STATION ROAD, ULHASNAGAR - 421003  
PH :0251-3228525 /3257934, 2561582.

**VADUJ**

980. CHOWGULE INDUSTRIES PVT. LTD. (F303-GQ-03), KALEVASTI, VADUJ DAHIWADI ROAD , VADUJ - 415506  
PH :02161-232323/232030.

**VASAI**

981. SAI SERVICE PVT. LTD. (V901-V9-01), ANDRADESH BHAVAN, SURVEY #27 A, NEAR UMELA PHATAK, VASAI( WEST), DIST. THANE, MAHARASTRA  
PH :+91-88050229862 / 9552527214.
982. SAI SERVICE PVT. LTD. (0504-V9-03), C/O PRASHANTI INVESTMENT LTD., NEAR GAODEVI TEMPLE, VILLAGE SATIVILI, DISTT. THANE  
PH :0250-9552590086 /87 / 0250-2480583/2481474, 912455685, 453583.

**VIRAR**

983. SAI SERVICE PVT. LTD. (V901-PG-02), VILLAGE-VATAR, VIRAR(W)-TAL- VASAI, DISTRICT-THANE, MAHARASHTRA  
PH :0250-2584105 / 2584015/8605000906.

**VITA**

984. CHOWGULE INDUSTRIES PVT. LTD. (-), S NO. 900, HISSA NO. 1.2,3/1/2, SANGLI VITA ROAD, VITA, TALUKA - KHANAPUR, DISTRICT - SANGLI, MAHARASHTRA

**WAGHOLI**

985. SAI SERVICE PVT. LTD. (1901-AB-04), GAT NO 2406/1440, VILLAGE- WAGHOLI, TAL- HAVELI, DIST- PUNE - 412207  
PH :020-46403333/31/32.

**WANI**

986. HIMALAYA CARS (4M01-01-02), YASH LAWNS, COLLEGE/NAGPUR ROAD, TALUKA:WANI, DISTRICT-YAVATMAL, MAHARASHTRA  
PH :7239-228888.

**WARDHA**

987. SEVA AUTOMOTIVE LTD. (2002-AC-02), GOPURI CHOWK ,OPP. BANK OF INDIA COLONY, NAGPUR ROAD, WARDHA - 442001  
PH :07152-253545/253525.

**WARUD**

988. ASPA BANDSONS AUTO (P) LTD (F201-UG-04), SURVEY NO. 50/3, SETURJANAGHAT ROAD, TALUKA: WARUD, DIST. AMRAWATI  
PH :07229-232688.

**WASHIM**

989. ASPA BANDSONS AUTO (P) LTD (F201-9D-02), NEAR RAILWAY CROSSING, HIGOLI ROAD, WASHIM,  
PH :07252-233999.

**YAVATMAL**

990. HIMALAYA CARS (4M01-4M-01), OPPOSITE RAUT PETROL PUMP, DARWHA ROAD, YAVATMAL, MAHARASHTRA - 445001  
PH :07232-249992.

**YEWAT**

991. MAHALAXMI AUTOMOTIVES PVT. LTD. (AZA1-AZA-01), SOLAPUR PUNE NATIONAL HIGHWAY, SAHAJAPUR, YEWAT, TALUKA: DAUND, DISTT: PUNE (MAHARASHTRA).  
PH :9881254892.

**MANIPUR**

**CHURACHANDPUR**

992. EASTERN MOTORS (BBE1-BBE-01), HMUIA VENG, TEDDIM ROAD, CHURACHANDPUR, MANIPUR - 795128  
PH :+03874235969, 9862555472.

**IMPHAL**

993. EASTERN MOTORS (7401-74-01), CHINGMEIRONG EAST, IMPHAL, MANIPUR  
PH :0385-330856, 226816/2056962.
994. EASTERN MOTORS (7401-74-02), NH,39, CHINGMEIRONG, WEST, IMPHAL.  
PH :0385-2422152.

**THOUBAL**

995. EASTERN MOTORS (BJL1-BJL-01), THOUBAL ATHOKPAM KHUNOU, NEAR D.C. OFFICE COMPLEX, THOUBAL, MANIPUR - 795138  
PH :+91-9862662225.

**MEGHALAYA**

**JOWAI**

996. RANI MOTORS (3101-3I-01), LADTHADLABHO, JOWAI, DIST - JAINTIA HILLS, MEGHALAYA - 793150  
PH :03652-204025.

**KHLEHRIAT**

997. BANALARI WORLD CARS (8502-PZ-03), JOWAI-SICHAH ROAD, MEGHALAYA, KHLEHRIAT  
PH :+91-9856299493.

**NONGPOH**

**DEALER WORKSHOP (AS ON 01.08.2016)**

998. RANI MOTORS (8501-TN-05), NEAR D.T.O.  
OFFICE, G.S. ROAD, NONGHPOH, RIBHOI  
DISTT. - 793102  
PH :-91-977401910/9774012380.

**NONGSTOIN**

999. RANI MOTORS (8501-0P-04), OPP.IRANI PETROL  
PUMP, NEW NONGSTEIN, DISTRICT-WEST  
KHASI HILLS, MEGHALAYA - 793119  
PH :-91-9863022955.

**SHILLONG**

1000. BANALARI WORLD CARS (8502-85-01), MAWLAI  
NONGKWAR, G.S. ROAD, SHILLONG - 793017  
PH -364-2575045/09436111128.  
1001. RANI MOTORS (8501-85-01), SUNNY HILLS,  
GARIKHANA, G.S.ROAD, SHILLONG - 793014  
PH -0364-241581.  
1002. RANI MOTORS (8501-85-02), MAWBLEI, NH-44,  
SHILLONG, JOWAI ROAD, MEGHALAYA.  
PH -0364-2535189, 2231287.

**MIZORAM**

**AIZAWL**

1003. H.B. MOTORS (9102-91-01), CHANMARI EAST,  
AIZAWL, MIZORAM - 796007  
PH -03832-340388, 341278.  
1004. H.B. MOTORS (9102-91-02), EDENTHAR,  
AIZAWL, MIZORAM. - 796007  
PH -03832-340123.

**NAGALAND**

**DIMAPUR**

1005. PROGRESSIVE MOTORS (3201-32-01),  
OPPOSITE AIRPORT, N.H.39, DIMAPUR KOHIMA  
ROAD, DIMAPUR - 797112  
PH -03862-30987, 30992.

**KOHIMA**

1006. PROGRESSIVE MOTORS (3201-4N-02), NH-39,  
NEAR INDIAN OIL PETROL PUMP, KOHIMA,  
PH -03862-230987.

**ORISSA**

**ANGUL**

1007. ODYSSEY MOTORS PVT. LTD. (W101-W1-01),  
AT/PO KULAD (NEAR NALCO CPP PLANT),  
KANDASAR, NALCO NAGAR, ANGUL (DISTT:  
ANGUL) - 759145  
PH -06764-221079, 221669.

**BALASORE**

1008. JYOTE MOTORS PVT LTD (L501-L5-01), PLOT  
NO. 276, GANESHWARPUR-NH-5,  
POST-JANUGANJ VIA REMUNA, DIST.  
-BALASORE - 756019  
PH -6782-2302200.

**BARGARH**

1009. ODYSSEY MOTORS (P) LTD (D401-SJ-04), AT/PO  
-BARGARH, NH-6, DISTT.-BARGARH, ORISSA  
PH -06646 -246533.

**BARIPADA**

1010. JYOTE MOTORS PVT LTD (L501-RQ-02), PLOT  
NO. 90/523/904, SWARUP VILLA, NH-5,  
BARIPADA  
PH -6792-211200.

**BERHAMPUR**

1011. SKY AUTOMOBILES (E203-E2-01), PLOT  
NO 80/1191 DHARMA NAGAR, MAIN ROAD,  
BERHAMPUR - 760002  
PH :7381266000.

**BHADRAK**

1012. JYOTE MOTORS PVT LTD. (I201-IZ-01), PLOT  
NO. 14/4837, KHATA NO. 1345/1087,  
TRISHALPUR, CHARMPA, BHADRAK , ODISHA -  
756101  
PH :9776615001.

**BHAVANIPATNA**

1013. LEGEND CARS PVT. LTD. (SW01-TB-02), NH-201,  
KESINGA ROAD, BHAWANIPATNA - 766001  
PH -06670 -233345.

**BHUBANESWAR**

1014. SKY AUTOMOBILES (0404-04-01), PLOT NO.  
-435/1866, NEAR KIIT SQUARE PATIA,  
BHUBNESHWAR,  
PH -674-2725912/2725992.  
1015. NARAYANI MOTORS PVT LTD (0403-04-01), 217,  
CUTTACK ROAD, JHARPARA, BHUBANESWAR -  
751006  
PH -0674-572872, 873.  
1016. NARAYANI MOTORS PVT LTD (0403-04-02),  
PLOT NO 56 AND 57,RASULGARH,  
BHUBANESHWAR, ODISHA - 751010  
PH -0674-2588476.  
1017. JYOTE MOTORS PVT LTD (0402-04-01), A-62,  
NAYAPALLI,NEAR CRPF SQUARE,  
BHUBANESWAR - 751003  
PH -0674-2436829.

**BOLANGIR**

1018. ODYSSEY MOTORS (P) LTD (D401-MW-03),  
NH-201, MADHIAPALI, SAMBHALPUR ROAD,  
BOLANGIR, ORISSA - 767001  
PH -6652-230031.

**CUTTACK**

1019. SKY AUTOMOBILES (6701-67-02), BHANPUR,  
NH-5, CUTTACK - 753011  
PH -0671-2686527.

**DHENKENAL**

1020. SKY AUTOMOBILES (6701-4P-04), PLOT  
NO-136/1103, KATHAGARA , NEARASSAM OIL,  
NH-42, DHENKANAL.  
PH :06762-243048-49.

**JAJPUR**

1021. SKY AUTOMOBILES (6701-RZ-05), P.O JAHNA,  
P.S KORAI, KEONJHAR ROAD, JAJPUR,  
ORRISSA - 7553019  
PH :-91-9583104012.

**JEYPORE**

1022. LEGEND CARS PVT. LTD. (SW01-SW-01),  
GANDHI CHOWK, JEYPORE, DIST: KORAPUT,  
ORISSA - 764006  
PH -06854 -233233.  
1023. LEGEND CARS PVT. LTD. (SW01-SW-03),  
SOURAGUDA,JEYPORE,DISTT-KORAPUT,ORISS  
A,INDIA - 764001  
PH -06854 -230624.

**JHARSUGUDA**

1024. ODYSSEY MOTORS PVT LTD (BJU1-BJU-01),  
KHATA NO. 466/502, PLOT NO. 966,  
JHARSUGUDA TOWN, UNIT NO. 7, SARBAHAL  
P.S. JHARSUGUDA, ORISSA - 768201  
PH :0663-4030011, 4075000.

**KEONJHAR**

1025. JYOTE MOTORS PVT. LTD. (7U01-7U-01), NH  
215, DHRUPADA, BARBIL ROAD, KEONJHAR. -  
758001  
PH :9776615001.

**NAYAGARH**

1026. JYOTE MOTORS PVT LTD (0402-DC-02), PLOT  
NO. 1319/3750, KHANDAPADA, NAYAGARH -  
752069  
PH -06753-225394.

**PARADEEP**

1027. NARAYANI MOTORS PVT LTD (OE01-OE-01),  
PLOT NO. 1438, UDAYA VIHAR, NEAR DO  
CHOWKI SQUARE, PARADEEP, ODISHA. -  
754141  
PH :-91-9583022020.

**PURI**

1028. NARAYANI MOTORS (4Q01-4Q-01), PLOT  
NO.1797/2449, KHATA NO.187A/32, AT.  
BATAMANGLA,PO HAREKRISHNAPUR,  
BATAGAON, PURI, ODHISA - 752002  
PH -06752-231323.

**ROURKELA**

1029. ORBIT MOTORS (8701-87-01), VEDVYAS, NEAR  
PAAHADI BAR, ROURKELA,ORRISA - 769041  
PH :0661-2660777.

**SAMBALPUR**

1030. ODYSSEY MOTORS (P) LTD (D401-D4-01),  
AINTHAPALI, SAMBALPUR, ORISSA - 768004  
PH :0663-522102 - 03 -04-05.

**PONDICHERRY**

**PONDICHERRY**

1031. SHENBAKA CARS PRIVATE LIMITED  
(9601-96-01), 133/1A, MOOLAKULAM,  
VILLUPURAM MAIN ROAD, PONDICHERRY  
PH :0413-2293391/92/93.

**PUNJAB**

**ABOHAR**

1032. TARA AUTOMOBILES (H501-H5-01), SHREE  
GURU JAMBHESHWAR CHOWK, MALOUT  
SHREE GANGA NAGAR BYPASS, ABOHAR,  
PUNJAB  
PH :9876040227.

**AMRITSAR**

1033. RISHABH FOURWHEELS PVT. LTD.  
(1703-17-01), ADARSH SOAP COMPLEX, BATALA  
ROAD, AMRITSAR - 143004  
PH :9592300019.  
1034. JAYCEE MOTORS (1702-17-01), 274 EAST  
MOHAN NAGAR, G.T.ROAD, AMRITSAR - 143006  
PH :0183-581334, 581335.  
1035. SWANI MOTORS LTD. (1701-17-01), 81,COURT  
ROAD, AMRITSAR - 143001  
PH :9781690751.

**ANANADPUR SAHIB**

1036. C M AUTOSALES (OF01-OF-01), VILLAGE  
MIYANPUR, NAINA DEVI ROAD, ANANDPUR  
SAHIB,TEHSIL ANANDPUR SAHIB, DISTT.  
ROPAR,PUNJAB - 140123  
PH :9592916811.

**BANGA**

1037. LOVELY AUTOS (3503-MS-03),  
NAWASEHAR-JALANDHAR ROAD, BANGA  
PH :9915028622.

**BANUR**

1038. TRICITY AUTOS PVT. LTD. (BRT1-BRT-01),  
SANDHU MARKET NEAR SALES TAX BARRIER,  
BANUR RAJPURA HIGHWAY, BANUR, PUNJAB  
PH :9988882304.

**BARNALA**

1039. MAX AUTOS (4S01-4S-01), NR. HANDIYAN  
CHOWK,MANSA BYE PASS,BARNALA,PUNJAB  
PH :9216529220.

**BATALA**

1040. PATHANKOT VEHICLEADES PVT. LTD.  
(A701-V5-05), NEAR VMS INSTITUTE, SAID  
MUBARAK, GT ROAD, BATALA  
PH :01871-246246, 246245.

**DEALER WORKSHOP (AS ON 01.08.2016)**

**BHADSON**

1041. HIRA AUTOMOBILES (BAG1-BAG-01), VILLAGE CHASWAL, NABHA ROAD, BHADSON - 147202  
PH :01765260061 , 9217048504.

**BHATINDA**

1042. TARA AUTOMOBILES (7002-70-01), MANSA ROAD, OPP. I.T.I. BATHINDA - 151001  
PH :0164-65422004,9876040482.

**BHOGPUR**

1043. LOVELY AUTOS PVT. LTD. (BRU1-BRU-01), KHASRA NO. 31/114, 17/2 18/2 23, MAIN JALANDHAR-PATHANKOT HIGHWAY,OPP- AJIT PALACE, BHOGPUR - 144201  
PH :1812722701.

**DASUYA**

1044. HOSHIARPUR AUTOMOBILES (H402-8D-04), OPP CHEEMA PETROL PUMP, G.T. ROAD, DASUYA  
PH :9872312371.

**DERABASSI**

1045. AUTOPACE NETWORK (P) LTD (0705-AW-02), AT NH-2, NEAR DERABASSI, TOLL BARRIER-DERABASSI  
PH :9815011669.

**DEVIGARH**

1046. HIRA AUTOMOBILES (OG01-OG-01), CHANNA MOUR, PEHOWA PATIALA ROAD, DEVIGARH, DISTT. PATIALA (PUNJAB). - 147111  
PH :0175-2631152.

**FARIDKOT**

1047. PANKAJ MOTORS (H601-4U-02), FARIDKOT-KOTKAPURA BYE PASS, NEAR SAMRAT MARRIAGE PALACE, FARIDKOT,  
PH :8283825127.

**FAZILKA**

1048. TARA AUTOMOBILES (H501-4V-03), NH-10, NEAR SARVHITKARI BAL VIDYA MANDIR, FAZILKA  
PH :01638-260213.

**FEROZEPUR**

1049. BABA AUTOS (7C01-7C-01), MOGA ROAD, FEROZEPUR CANTT - 152002  
PH :8872013211.

**GARHSHANKAR**

1050. HOSHIARPUR AUTOMOBILES (H402-V4-02), OPP. COURT, CHANDIGARH ROAD, GARHSHANKAR, DIST. HOSHIARPUR  
PH :9872487800.

**GIDDARBAHA**

1051. HIRA AUTOMOBILES (AUA1-AUA-01), NEAR BHARU CHOWK, BATHINDA-MALOUT ROAD, GIDDERBAHA, DISTT. SRI MUKTSAR SAHIB (PUNJAB) - 152101  
PH :01637-231510.

**GORAYA**

1052. LOVELY AUTOS (BJR1-BJR-01), NEAR MILAN PALACE, G.T. ROAD, GORAYA - 144409  
PH :01826-261002.

**GURDASPUR**

1053. PATHANKOT VEHICLEADES PVT. LTD. (A701-4X-03), V.P.O. BABRI NH-15, DIST. GURDASPUR - 143521  
PH :01874-247245, 247246.  
1054. PATHANKOT VEHICLEADES (A701-4X-06), VPO - JEEWANWAL BABRI, NH-15, GURDASPUR (PUNJAB) - 143521  
PH :-01874-247244.

**HOSHIARPUR**

1055. HOSHIARPUR AUTOMOBILES (H402-H4-01), SINGRIWALA, JALLANDHAR ROAD, HOSHIARPUR,  
PH :9815131766.

**JAGRAON**

1056. SANDHU AUTOMOBILES (6206-LT-05), NATIONAL HIGHWAY-64, JAGRAON  
PH :8872300969.

**JAITO**

1057. PANKAJ MOTORS (YX01-YX-01), BAJA KHANNA ROAD, NEAR PARADISE CINEMA, JAITU - 151202  
PH :01635-231951/52.

**JALALABAD**

1058. TARA AUTOMOBILES (H501-8E-02), F.F. ROAD, NEAR THANA SADAR, JALALABAD - 152024  
PH :01638-252913.

**JALANDHAR**

1059. STAN AUTOS PVT LTD (3504-35-01), OPP DPS SCHOOL, G.T. ROAD, JALANDHAR - 144010  
PH :0181-5084065.  
1060. LOVELY AUTOS (3503-35-01), DR. AMBEDKAR CHOWK, JALANDHAR CITY - 144001  
PH :0181-2237001 ,2237005.

**JANDIALAGURU**

1061. BABA AUTOS (7C01-GL-03), GT ROAD, NEAR TARN TARAN BYE PASS, JANDIALA GURU - 143115  
PH :.

**KAPURTHALA**

1062. STAN AUTOS PVT LTD (3504-4Z-03), SIDHU COMPLEX, CIRCLE ROAD - KAPURTHALA, PUNJAB  
PH :-91-8872000288,8872006618, 9779623949.

**KHARAR**

1063. CM AUTOSALES PVT. LTD. (7K01-JH-03), NH-95, MORINDA ROAD,KHANPUR, KHARAR. DIST. MOHALI - 140301  
PH :9915022878.

**LUDHIANA**

1064. STAN WHEELS PVT LTD (62A2-62-01), NEAR AYALI CHOWK, FEROZPUR ROAD, LUDHIANA - 141027  
PH :0161-2551020, 22.5043051,81486-01121.  
1065. STAN WHEELS PVT LTD (62A2-62-02), PUNJABI VEHRA, JALANDHAR BYE-PASS CHOWK, LUDHIANA (PUNJAB) - 141008  
PH :-91-8437055135.  
1066. SWANI MOTORS SERVICES PVT. LTD. (6208-62-01), 523, G.T.ROAD, NEAR DHANDHARI RLY STATION, LUDHIANA  
PH :9815083109.  
1067. SWANI MOTORS SERVICES PVT. LTD. (6208-62-02), GILL ROAD, NEAR CANAL BRIDGE, LUDHIANA - 141003  
PH :8872015527.  
1068. LIBRA AUTO CAR CO. LTD (6207-62-01), G.T. ROAD, NEAR AIRPORT, LUDHIANA - 141020  
PH :9914828333.  
1069. LIBRA AUTO CAR CO. LTD (6207-62-02), G.T ROAD, NEAR AIRPORT, LUDHIANA. - 141020  
PH :8437421333.  
1070. SANDHU AUTOMOBILES (6206-62-01), DHOLEWAL CHOWK, LINK ROAD, LUDHIANA - 141203  
PH :9915770969.  
1071. GULZAR MOTORS LTD. (6204-62-01), G.T.ROAD, DHOLEWAL, OPP. MILITARY CARMP, LUDHIANA  
PH :9814862777.  
1072. STAN AUTOS PVT LTD (6203-62-01), G.T.ROAD, NEAR SHERPUR CHOWK, LUDHIANA - 141003  
PH :9814254800.  
1073. STAN AUTOS PVT LTD (6203-62-04), HAMBRAN ROAD, LUDHIANA  
PH :9876150324.  
1074. STAN AUTOS (6203-62-06), OPP. BHAI BALA GURUDWARA SAHIB OPP. PAKHOWAL ROAD, LUDHIANA - 141008  
PH :8872061000.

**MACHIWARA**

1075. SANDHU AUTOMOBILES (6206-9T-03), SAMRALA ROAD, MACHIWARA, NEAR SHEEVA MARRIAGE PALACE  
PH :9878080969.

**MAHALPUR**

1076. HOSHIARPUR AUTOMOBILES (H402-DD-05), NEAR NEW BUS STAND, CHANDIGARH ROAD, MAHILPUR, DIST. HOSHIARPUR - 146105  
PH :9915148652.

**MALOUT**

1077. HIRA AUTOMOBILES LTD. (6302-LE-05), TINKONI CHOWK, NEAR LIC BUILDING, MALOUT - 152107  
PH :01637-299524, 264724.

**MANDI GOBINDGARH**

1078. STAN WHEELS PVT LTD (U902-U9-01), NEAR G.P.S COLLEGE, G.T. ROAD, MANDI GOBINDGARH, DIST. FATEHGAR SAHIB  
PH :0161-2504728.

**MANSa**

1079. TARA AUTOMOBILES (7002-TL-02), BALATA ROAD, NEAR ARVIND NAGAR, MANSA , PUNJAB  
PH :01652-216042.

**MOGA**

1080. PANKAJ MOTORS (H601-H6-01), PANKAJ HOUSE, G.T. ROAD, MOGA - 142001  
PH :9878425408.

**MOHALI**

1081. STAN AUTOS PVT LTD (L104-L1-01), PLOT NO.C-89, INDUSTRIAL AREA, PHASE-7, MOHALI - 160059  
PH :0172-5020786, 5044849, 5020739.  
1082. STAN AUTOS PVT LTD (L104-L1-02), PLOT NO.C-147, INDUSTRIAL AREA, PHASE-7, MOHALI - 160059  
PH :8872004677.  
1083. C M AUTOSALES PVT. LTD. (0706-L1-02), C-155, PHASE-7, INDUSTRIAL AREA, MOHALI, PUNJAB - 160055  
PH :0172-5020930.  
1084. C M AUTOSALES PVT. LTD. (0706-L1-03), PLOT NO. B-64, INDUSTRIAL AREA PHASE-7, MOHALI – PUNJAB  
PH :8284800597.

**MUKERIAN**

1085. HOSHIARPUR AUTOMOBILES (IP01-IP-01), VILL. TALWANDI KALAN, GT ROAD, MUKERIAN - 144211  
PH :8727951100.

**MUKTSAR**

1086. HIRA AUTOMOBILES LTD. (6302-J8-03), BHAI COMPLEX, MALOUT ROAD, MUKTSAR, PUNJAB  
PH :01633509510, 8872034131.

**MULLANPUR**

1087. SANDHU AUTOMOBILES (6206-YY-02), OPPOSITE DHAKA ROAD, FEROZEPUR ROAD, MULLANPUR  
PH :8437025969.

**DEALER WORKSHOP (AS ON 01.08.2016)**

**NABHA**

1088. HIRA AUTOMOBILES LTD. (6302-UF-06), RADHA SWAMI ROAD, NABHA  
PH :01765504148 , 9217048403.

**NAKODAR**

1089. LOVELY AUTOS (3503-5B-04), JALANDHAR ROAD, NEAR MALARI GATE, NAKODAR - 144040  
PH :01821-504555.

**NANGAL**

1090. CM AUTOSALES PVT. LTD. (7K01-8F-02), PLOT#36,AJOLI MOR, FOCAL POINT INDUSTRIAL AREA, NAPA NANGAL ,PUNJAB  
PH :9915022897.

**NAWANSHAHR**

1091. LOVELY AUTOS (3503-J7-02), NAWANSHAHR CHANDIGARH ROAD, VILL- LANGROHA, DISTT:- NAWANSHAHR, PUNJAB  
PH :01823-251501 , 510006.

**NIHAL SINGHWALA**

1092. PANKAJ MOTORS (H601-QB-03), NIHALSINGH -RAMGARH- BARNALA ROAD  
PH :9815060560.

**PATHANKOT**

1093. PATHANKOT VEHICLEADES PVT. LTD. (A701-A7-01), NEAR MAMMOON CHOWK, DALHOUSIE ROAD, PATHANKOT,  
PH :0186-2347273.  
1094. PATHANKOT VEHICLEADES PVT. LTD. (A701-A7-04), NEAR A. B. COLLEGE, PATAHANKOT  
PH :0186-2233701, 9417900828.

**PATIALA**

1095. HIRA AUTOMOBILES LTD. (6302-63-04), C-20 & C-45, FOCAL POINT, PATIALA, PUNJAB - 147001  
PH :0175-2232377.  
1096. HIRA AUTOMOBILES LTD. (6302-63-01), 13-B, FACTORY AREA, PATIALA - 147001  
PH :0175-2360131, 2360132, 2360562.  
1097. HIRA AUTOMOBILES (6302-63-07), D-1A, INDUSTRIAL FOCAL POINT, PATIALA (PUNJAB).  
- 147001  
PH :0175-2232295, 2232296.

**PATRAN**

1098. HIRA AUTOMOBILES LTD. (6302-V3-02), NARWANA ROAD, PATRAN, PUNJAB,  
PH :01764-244445, 245788.

**PHAGWARA**

1099. STAN AUTOS PVT LTD (3504-5C-02), PLOT NO-82, INDUSTRIAL AREA, NEAR JCT BRIDGE LUDHIANA  
PH :01824-508067.

**POHIR**

1100. STAN AUTO (6203-XS-05), NEAR AHMEDGARH BYE PASS, POHIR, DISTRICT-LUDHIANA  
PH :8872000347.

**RAIKOT**

1101. SANDHU AUTOMOBILES PVT. LTD. (XT01-XT-1), BARNALA BY PASS ROAD, RAIKOT  
PH :8872156969.

**RAJPURA**

1102. HIRA AUTOMOBILES LTD. (HK01-HK-01), VILLAGE BADHAK, RAJPUR PATIALA ROAD, RAJPURA - 140401  
PH :01762-244881-84.

**RAMPURA PHUL**

1103. TARA AUTOMOBILES (XR01-XR-01), RAMPURA -BARNALA ROAD, RAMPURA PHUL  
PH :01651-266643.

**ROPAR**

1104. CM AUTOSALES PVT. LTD. (7K01-7K-01), CHANDIGARH ROPAR ROAD, ROPAR  
PH :9915022802.

**SANGRUR**

1105. MAX AUTOS (G401-G4-01), DHURI ROAD, SANGRUR,  
PH :9216667890.

**SIRHIND**

1106. STAN WHEELS PVT LTD (U902-TF-03), CHANDIGARH SIRHIND ROAD, SIRHIND, DISTT. FATEHNAGAR SAHIB  
PH :+91-8437055063.

**SULTANPUR LODHI**

1107. STAN AUTO (3504-ZY-04), NEAR TALWADI BRIDGE, TALWANDI ROAD, SULTANPUR LODHI, DISTRICT -KAPURTHALA  
PH :8872000310.

**TALWANDI SABOO**

1108. TARA AUTOMOBILES (ON01-ON-01), TALWANDI RAMA MAIN ROAD, NEAR VILLAGE-JAJJAL, RAMAMANDI,TALWANDI SABO, BHATINDA - 1551302  
PH :9257200982.

**TALWARA**

1109. HOSHIARPUR AUTOMOBILES (H402-LR-07), DAM ROAD, NEAR KALI MATA MANDIR, VILLAGE-NAGAR, TALWARA, PUNJAB - 144216  
PH :9501084500.

**TANDA**

1110. HOSHIARPUR AUTOMOBILES (H402-DE-06), VILL.PULPUKHATA, MIANI ROAD, TANDA - 144203  
PH :8427648484.

**TARN TARAN**

1111. JAYCEE MOTORS (BLP1-BLP-01), VILLAGE – KAKKA, KANDIALA, NEAR SANDHU PETROL PUMP, AMRITSAR ROAD, TARAN TARAN, PUNJAB  
PH :9780188456.

**ZIRA**

1112. BABA AUTOS (7C01-GK-02), FEROTZEPUR ROAD, ZIRA  
PH :8437700230.

**ZIRAKPUR**

1113. TRICITY AUTOS (9M01-9M-01), PATIALA HIGHWAY,VILLAGE - NABHA, ZIRAKPIR, PUNJAB  
PH :9988882331.

**RAJASTHAN**

**ABU ROAD**

1114. NAVNEET MOTORS (OQ01-OQ-01), PLOT NO. E-26, RIICO AMBAJI INDUSTRIAL AREA, PALANPUR HIGHWAY, ABU ROAD - 307026

**AJMER**

1115. RELAN MOTORS (B203-B2-01), NEAR BIRLA WATER TANK, PARABATPURA BYEPASS, AJMER  
PH :0145-2695125.  
1116. RELAN MOTORS (B203-B2-02), F-243 RIICO INDUSTRIAL AREA, PALRA, AJMER - 305001  
PH :9251057100.  
1117. AJMER AUTO AGENCIES PVT. LTD. (B201-B2-01), SRINAGAR ROAD,AJMER (RAJASTHAN) - 305001  
PH :145-2426468.

**ALWAR**

1118. M.G. MOTORS (F901-F9-01), MUKESH GENERAL FINANCE COMPANY', ROAD NO. 2, NEAR MEO BOARDING, ALWAR  
PH :0144- 6644444 / 26.

**BAGRU**

1119. PREM MOTORS PVT. LTD. (US02-US-01), JAIPUR-AJMER HIGHWAY, BAGRU, DISTRICT-JAIPUR  
PH :0141-2865921.

**BALOTRA**

1120. L.M.J.SERVICES LTD (6502-9G-05), JODHPUR BALOTRA ROAD,BALOTRA, RAJASTHAN - 344001  
PH :02988-220958.

**BANSWARA**

1121. NAVNEET MOTORS (X903-X9-01), NEAR J.C. MILL,OPPOSITE AKASHWANI,DAHOD ROAD,BANSWARA - 327001  
PH :02962-201123.

**BARAN**

1122. BHATIA & COMPANY (6101-PM-03), BESIDE OJHA METAL, ATRU ROAD, BARAN  
PH :07453-230312.

**BARMER**

1123. L.M.J.SERVICES LTD (6502-SH-06), G-216, RIICO INDUSTRIAL AREA, BARMER  
PH :02982-224641.

**BASSI**

1124. PREM MOTORS PVT. LTD. (VF02-VF-01), MOHAN PURA BASSI, JAIPUR, RAJASTHAN  
PH :+91-8058794085.

**BEHROR**

1125. M G MOTORS (FO01-FQ-01), B-168, RIICO INDUSTRIAL AREA, PHASE-II, OPP. APEX TUBE, BEHROR, DISTT: ALWAR. - 301701  
PH :01464- 244080.

**BHARATPUR**

1126. TM MOTORS PVT. LTD. (5J01-5J-01), BRIJ VIHAR COLONY,MADARPUR ROAD,BHARATPUR,RAJASTHAN - 321001  
PH :05644-226156.

**BHILWARA**

1127. CHAMPION CARS (E302-E3-01), CHITTORGARH ROAD ,BHILWARA, RAJASTHAN,  
PH :1482-513147.  
1128. LOHIA AUTOMOBILES (E301-E3-01), AJMER ROAD,NEAR OCTROI POST,BHILWARA  
PH :264061,26414,4265000.

**BHIWADI**

1129. FORTUNE CARS (9H01-9H-01), OPP. INDAG RUBBER,MAIN ROAD ,BHIWADI - 301019  
PH :1493-645678.  
1130. FORTUNE CARS (9H01-9H-02), F-458-C,RIICO,INDUSTRIAL AREA,BHIWADI  
PH :1493-645682.

**BIJOLIA**

1131. LOHIA AUTOMOBILES (E301-UA-02), R/O GOLDEN CORRIDOR, OPP. ASHOK LEYLAND W/S, CHITTOR-BIJOLIA HIGHWAY, BIJOLIA, DIST. -BHILWARA  
PH :9602515000.

**BIKANER**

1132. AUDI MOTORS LTD (7101-71-01), OPP. URMUL DAIRY PLANT, GANGANAGAR ROAD,BIKANER - 334002  
PH :0151-522831, 61846.  
1133. AUDI MOTORS LTD (7101-71-04), JAIPUR BYE PASS,BIKANER , - 334002  
PH :141-2793924-7.  
1134. AUDI MOTORS LTD (7101-71-05), OPP. AVYYAPPA TEMPLE, K. K. COLONY, BIKANER  
PH :0151-2230384.

## DEALER WORKSHOP (AS ON 01.08.2016)

### BUNDI

1135. BHATIA & COMPANY (6101-EF-02),  
13-16B,INDUSTRIAL ESTATE,KOTA - 324007  
PH :0747-2445457.

### CHAKSU

1136. K.P. AUTOMOTIVES (P) LTD. (1104-JM-03), TONK  
ROAD, CHAKSU  
PH :1429-243517.

### CHIRAWA

1137. AUDI MOTORS LTD. (SY02-SY-01), NEAR PILANI  
CIRCLE, LOHARU ROAD, STATE HIGHWAY-8,  
CHIRAWA

### CHITTORGARH

1138. BHATIA & COMPANY (K901-K9-01), PLOT NO.  
1001/1-1002/1,NIMBAHERA  
ROAD,CHITTORGARH  
PH :1472-235299.

### CHOMU

1139. SANGA AUTOMOBILES PVT. LTD.  
(HW01-HW-01), OPPOSITE POWER HOUSE,  
MORIJA ROAD, CHOMU - 303702  
PH :01423-223102.

### CHURU

1140. AUDI MOTORS PVT LTD (MD03-MD-01), NEAR  
DTO OFFICE, JAIPUR ROAD, CHURU

### DAUSA

1141. VIPUL MOTORS LTD. (1102-FM-03), AGRA  
JAIPUR ROAD, DAUSA  
PH :01427-222158.

### DEOLI

1142. K.P.AUTOMOTIVE (Z001-Z0-01), KOTA- JAIPUR  
HIGHWAY, NH-12, DEOLI  
PH :+91-9549651778.

### DUDU

1143. PREM MOTORS (1112-BRY-03), KHASRA  
NO.1107 & 1108, OPPOSITE POWER HOUSE  
SERVICE LANE, NH-8, DUDU.

### DUNGURPUR

1144. NAVNEET MOTORS (4902-GP-02), G-71,  
INDUSTRIAL AREA, DUNGARPUR  
PH :02964-233788.

### FATEHNAGAR

1145. TECHNOY MOTORS INDIA PVT. LTD.  
(4903-SV-03), UDAIPUR ROAD, OPP. HERO  
HONDA SHOWROOM, FATEHNAGAR, UDAIPUR  
PH :2955-220304.

### HANUMANGARH

1146. AUDI MOTORS LTD (7101-S7-03), JUNCTION  
TOWN ROAD,HANUMANGARH - 335513  
PH :01552-231295.

### HINDAUN

1147. TM MOTORS (S001-S0-01), NEAR BANK OF  
BARODA, KARAU LI HINDAUN ROAD, HINDAUN  
CITY, DISTRICT-KARAU LI, RAJASTHAN - 322230  
PH :7469-230882.

### JAIPUR

1148. PREM MOTORS PVT. LTD. (1112-11-02), 12  
13,SUDARSHANPURA INDUSTRIAL AREA,  
JAIPUR - 302013  
PH :0141-4711111/4711148/4711113.  
1149. PREM MOTORS PVT. LTD. (1112-11-01), PLOT  
NO. E101/A, VKI, JAIPUR  
PH :0141-3055563.  
1150. SANGA AUTOMOBILES (1110-11-01), SECTOR  
35, PRATAP NAGAR,SANGANER, JAIPUR  
PH :0141-4110200.  
1151. SANGA AUTOMOBILES (1110-11-03), CHOKDI  
HAWALI SHAHAR, SHIRKI SHAHAR, NEAR  
IDGAH, BILCHOYAN MOHALLA, DELHI ROAD,  
JAIPUR  
PH :0141-3050400.  
1152. K.P. AUTOMOTIVES (P) LTD. (1104-11-01), E-198,  
SANGANER INDUSTRIAL  
AREA,MANSAROVAR,JAIPUR  
PH :0141-445534, 35, 36, 442605.  
1153. K.P. AUTOMOTIVES (P) LTD. (1104-11-06),  
GROUND FLOOR, ORBIT MALL, AJMER ROAD,  
JAIPUR, RAJASTHAN  
PH :0141-4079999.  
1154. VIPUL MOTORS LTD. (1102-11-01),  
F-124A,MALVIYA INDUSTRIAL AREA,MALVIYA  
NAGAR,JAIPUR - 302017  
PH :0141-523339, 520405.  
1155. VIPUL MOTORS LTD. (1102-11-05), 29,  
INDUSTRIAL AREA, JHOTWARA, JAIPUR  
PH :0141-5194200.

### JAISALMER

1156. LMJ SERVICES (5L01-5L-01), PLOT NO.36, 37,  
MAHESH REFUGEE COLONY,HDC SOCIETY,  
DABLA ROAD, JAISALMER (RAJASTHAN)  
PH :+91-9314223963.

### JHALAWAR

1157. BHATIA & COMPANY (6102-RV-02), OPP. BALAJI  
KI CHHATRI , KHEL CIRCULAR STADIUM, BUS  
STAND ROAD, JHALAWAR  
PH :07432-234009.

### JHUNJHUNU

1158. AUDI MOTORS (FN03-FN-02), E1-2,  
AUTOMOBILES SERVICE SECTOR, RIICO  
INDUSTRIAL AREA, PHASE-2, SIKAR JAIPUR  
ROAD, JHUNJHUNU.  
PH :01592-225024.

### JODHPUR

1159. SRI KRISHNA AUTOSALES PVT LTD  
(6503-65-01), 32-A,HEAVY INDUSTRIAL AREA,NR  
FCJ GODOWNS, JODHPUR  
PH :0291-2748405.  
1160. L.M.J.SERVICES LTD (6502-65-01), PRATAP  
NAGAR,JODHPUR - 342004  
PH :0291-28158, 33205.  
1161. L.M.J.SERVICES LTD (6502-65-04), OPP TO RFC  
OFFICE,NEW POWER HOUSE ROAD,JODHPUR -  
342005  
PH :0291-2617772.  
1162. LMJ SERVICES (6502-65-09), B-8,9,10,  
MARUDHAR INDUSTRIAL AREA, PHASE 1,  
BASNI, JODHPUR - 342008

### KEKRI

1163. AJMER AUTO AGENCIES PVT. LTD.  
(B201-GZ-03), KOTA SAWAR ROAD,KEKRI -  
305404  
PH :01467-222398.

### KISHANGARH

1164. FORTUNE CARS (9H01-TU-03), KISHANGARH  
BIWADI HIGHWAY, NEAR KISHANGARH,  
DISTRICT ALWAR  
PH :01460-243323.

### KOTA

1165. BHATIA & COMPANY (6102-61-01), AUTO  
MOBILE ZONE, G-11/12 INDUSTRIAL AREA,  
KOTA  
PH :0744-2439006.  
1166. BHATIA & COMPANY (6101-61-01), 13-16  
B,INDUSTRIAL ESTATE, KOTA  
PH :0744-451367, 22373, 26469.  
1167. BHATIA & COMPANY (6101-61-04),  
3(K),CHAMBAL INDUSTRIAL  
AREA,KOTA,RAJASTHAN  
PH :+91-9413350336.  
1168. BHATIA & CO. (6101-61-05), E-46, CHAMBAL  
INDUSTRIAL AREA, KOTA - 324007  
PH :0744-6450918.

### KOTPUTLI

1169. PREM MOTORS PVT. LTD. (MH09-MH-01), NH-8,  
BUCHARA COLONY, OPP. SHAKTI VIHAR,  
KOTPUTLI, JAIPUR

### KUCHAMAN CITY

1170. AJMER AUTO AGENCY PVT. LTD. (VA01-VA-01),  
WARD NO.-8, RAILWAY STATION ROAD,  
KUCHAMAN CITY, DIST. NAGAU R - 341508  
PH :1586-221234.

### MERTA CITY

1171. AJMER AUTO AGENCIES PVT. LTD.  
(NG02-NG-01), PLOT NO. 1, OPPOSITE 132 KVA,  
POWER HOUSE STATION, AJMER ROAD,  
MERTA CITY. - 341510  
PH :1590-231143.

### NASIRABAD

1172. AJMER AUTO AGENCIES PVT. LTD.  
(B201-VB-04), CHAVANI BOARD NO:1613, HAWA  
CHAKKI, NASIRABAD ROAD, NASIRABAD,  
DISTT. AJMER  
PH :9314391011.

### NATHDWARA

1173. LOHIA AUTOMOBILES (X201-TZ-02), NH-8, LAL  
BAG, NATHWARA, DISTRICT: RAJSAMAND  
PH :8003691024.

### NEEM KA THANA

1174. JAMU AUTOMOBILES (P) LTD (K701-TV-03),  
NEAR TOLL PLAZA, KOTPUTLI ROAD, NEEM KA  
THANA, SIKAR  
PH :01574-231575.

### NEEMRANA

1175. FORTUNE CARS (A UNIT OF JYOTI  
AUTOMOBILES PVT LTD) (OP01-OP-01), F-42 &  
42(B), PHASE-1, NEEMRANA, TEHSIL: BEHROR,  
DISTT: ALWAR

### NOHAR

1176. AUDI MOTORS LTD (VE02-VE-01), OPP.  
RAILWAY STATION, NOHAR,  
DISTRICT-HANUMANGARH  
PH :1555-220485.

### NOKHA

1177. AUDI MOTORS LTD. (I501-I5-01), F-46, RIICO  
EXTENSION, NOKHA INDUSTRIAL AREA,  
NOKHA DISTT- BIKANER (RAJASTHAN)

### PALI

1178. LMJ SERVICES (6502-J9-03), KHASRA NO. 771/1,  
JODHPUR PALI ROAD, PALI - 306401  
PH :8094011154/ 256277.

### PRATAPGARH

1179. BHATIA AND CO (PN01-PN-01),  
CHITTORGARH-PRATAPGARH ROAD,  
GRAM-BAMBOTARA, PRATAPGARH  
(RAJASTHAN)

### RAJGARH

1180. MG MOTORS (IY01-IY-01), ALWAR SIKANDRA  
MEGA HIGHWAY, VILLAGE DIGAWARA, TEHSIL  
RAJGARH DISTT. ALWAR - 301414  
PH :01494- 222094.

### RAJSAMAND

1181. LOHIA AUTOMOBILES (X201-X2-01), BHILWARA  
ROAD,KHANKROLI,RAJSAMAND DISTT,  
RAJSAMAND  
PH :2952-320460.

### RAMGANJMANDI



**DEALER WORKSHOP (AS ON 01.08.2016)**

1182. BHATIA & COMPANY (BAZ1-BAZ-01),  
KHAIRABAD ROAD, KHASARA NO. 753, A.S.I  
COLONY, RAMGANJ MANDI - 326519

**SAGWARA**

1183. TECHNOY MOTORS INDIA PVT. LTD.  
(CK01-CK-01), BANSWARA ROAD,  
CHUNGINAKA, NR. CENTRAL JAIL, SAGWARA,  
DUNGARPUR DISTT., RAJASTHAN

**SHAHUPURA**

1184. K.P. AUTOMOTIVES (P) LTD. (1104-NH-05),  
VILLAGE RAJPURA, GRAM PANCHAYAT  
BIDARA, NH-8, SHAHPURA  
PH :91-8696934964.

**SIKAR**

1185. JAMU AUTOMOBILES (P) LTD (K701-K7-01),  
F-54, JAIPUR ROAD (NH-11),SIKAR  
PH :1572-245515.

**SIROHI**

1186. NAVNEET MOTORS (4902-LK-03), PLOT NO.  
8,BHADRANAGAR NAGAR, ANADRA ROAD,  
SIROHI  
PH :02972-222917.

**SOJAT**

1187. LMJ SERVICES (-), KHASRA NO. - 186/1, NH-8,  
NEAR ASHOK LEYLAND WORKSHOP,  
SARDARPUR, SOJAT - 306 104, RAJASTHAN

**SRIGANGANAGAR**

1188. AUDI MOTORS LTD (U201-U2-01), NEW  
AUTOMOBILE  
MARKET,SURATGARH-HANUMANGARH ROAD,  
SRIGANGANAGAR - 335001  
PH :0154-2466225.

1189. AUDI MOTORS LTD (U201-U2-03), CHAK 1G  
CHOTI, NH15, SRIGANGANAGAR, RAJASTHAN  
PH :91-9982638516.

**SUMERPUR**

1190. L.M.J.SERVICES LTD (6502-VC-08), G-14  
JAKHAMATA INDUSTRIAL AREA, OPP.  
DASHEREA GROUND, SUMERPUR  
PH :02933 -274977,274978,9414411609.

**SURATGARH**

1191. AUDI MOTORS LTD (U201-LG-02), OPP.  
RELIANCE PETROL PUMP,NH-15, SURATGARH  
PH :1509-224227, 224228.

**TONK**

1192. K P AUTOMOTIVES PVT LTD (GM01-GM-01),  
F-94, RICO INDUSTRIAL AREA, TONK - 304 001,  
RAJASTHAN

1193. K.P. AUTOMOTIVES (P) LTD. (1104-GM-02),  
JAIPUR ROAD ,CHHAWANI,TONK  
PH :1432-247502.

**UDAIPUR**

**32**

1194. TECHNOY MOTORS INDIA PVT. LTD.  
(4903-49-02), NH-8, GOVERDHAN VILLAS,  
DEVALI, NEAR JEEVAN TARA RESORT,  
UDAIPUR  
PH :2955-220304.

1195. NAVNEET MOTORS (4902-49-01), S-140,MADRI  
INDUSTRIAL AREA,OPP. BSNL OFFICE,  
UDAIPUR  
PH :0294-2494451-55.

1196. NAVNEET MOTORS (4901-49-01), 7 CITY  
STATION ROAD,UDAIPUR - 313001  
PH :0294-415143.

**SIKKIM**

**GANGTOK**

1197. ENTEL MOTORS (B901-B9-01), 6TH  
MILE,P.O.TADONG,GANGTOK,SIKKIM  
PH :03592-649125, 232341, 232059,.

**JORTHANG**

1198. ENTEL MOTORS (B901-ND-02), PIPEALEY  
ROHTAK, NEAR JNU SCHOOL, WEST SIKKIM,  
JORTHANG - 737121  
PH :03595-257030, 257020, 257069.

**TAMIL NADU**

**ANNUR**

1199. JAI KRISHNA AUTO SALES PVT. LTD  
(DN01-DN-01), SF NO.266/1B, OTTRAPALAYAM  
VILLAGE, OPP. TO KG SCHOOL,  
ANNUR,COIMBATORE (DIST), TAMILNADU -  
641653  
PH :04254-262744/ 9788850733.

**ARIYALUR**

1200. PILLAI & SONS (EB01-EB-01), NO.1/1 , NEAR  
ULAVAR SANTHAI, JAYAMKONDAM ROAD,  
ARIYALUR (TAMIL NADU). - 621704  
PH :9442281302/ 9442418751.

**ATTUR**

1201. S K CARS (QT01-QT-01), N.H-7, CHELLIEM  
PALAYAM, OPP TO SALEM TEXTILE  
MILLS,ATTUR , TAMIL NADU. - 636108  
PH :04282-281433/ 281499.

**BHAVANI**

1202. AMBAL AUTO (H701-IG-05), NO.5/1072, LAKSHMI  
NAGAR, NH-47, VASAVI COLLEGE (P.O.),  
BHAVANI, ERODE (DIST), TAMIL NADU. - 638316  
PH :0424-2230408.

**CHENGALPATTU**

1203. AIE CARS PVT. LTD. (BBS1-BBS-01), PLOT NO.  
98/1, PULIPAKKAM VILLAGE,  
CHENGALPETTU-603002,  
DISTRICT-KACHEEPURAM, TAMIL NADU.  
PH :7299057387.

**CHENNAI**

1204. VISHNU CARS PVT. LTD. (1487-14-01), NO.203  
TO 206 MOUNT POONAMALLE ROAD,  
KATTUPAKKAM, CHENNAI - 600056  
PH :044-26792961/ 26792962.

1205. VISHNU CARS PVT. LTD. (1487-14-02), NO.120,  
MAMBAKKAM MAIN ROAD, MEDAVAKKAM,  
CHENNAI - 600100  
PH :9840929994/ 9840944478.

1206. RAJALAKSHMI CARS (1486-14-01), OLD DOOR  
NO.69, NEW DOOR NO.20,GRAND NELLORE  
TRUNK ROAD, MADHAVARAM, CHENNAI . -  
600060  
PH :044-33015454/ 8939995454.

1207. AIE CARS (A UNIT OF A.I. ENTERPRISES (P)  
LTD.) (1484-14-01), PLOT NO.1,2,3 & 4, SURVEY  
NO.91/2, B1, A2 & B, NEELANKARAI, EAST  
COAST ROAD, CHENNAI - 600115  
PH :044-30193020/30193019.

1208. KHIVRAJ MOTORS (1480-14-01), PLOT NO.6,  
DEVELOPED ELECTRICAL & ELECTRONICS  
INDUSTRIAL ESTATE, OMR - PERUNGUDI,  
CHENNAI  
PH :044-42269581.

1209. KHIVRAJ MOTORS PVT. LTD. (1480-14-02), PLOT  
NO.119 & 120, ELECTRICAL & ELECTRONICS  
INDUSTRIAL ESTATE, PERUNGUDI, CHENNAI -  
600096  
PH :9043019626/ 7092033013.

1210. VISHNU CARS (1427-14-02), 176/1, LUZ CHURCH  
ROAD, NEAR KAMADHENU THEATRE  
MYLAPORE, CHENNAI  
PH :044-24661973/74/75.

1211. VISHNU CARS (1427-14-01), NO. 91, GST ROAD,  
ALWITONE ESTATE, BEHIND LAXMI THEATRE,  
PALLAVARAM, CHENNAI - 600043  
PH :044-40175555.

1212. VISHNU CARS PVT. LTD. (1427-14-03), 4/13  
LOYAL GARDEN, KALAHATHAMMAN KOVIL  
STREET, RAMAPURAM, CHENNAI, TAMIL NADU.  
- 600089  
PH :8754440002/ 9677243332.

1213. VISHNU CARS PVT. LTD. (1427-14-04), NEW S.  
NO. 314/1B1A, PALLAVARAM - THORAIPAKKAM  
RADIAL ROAD, NEAR OLD CHETTINADU  
CEMENT GOWDOWN, KEELAKATTALAI,  
CHENNAI. - 600117  
PH :91-9940057775.

1214. KAPICO MOTORS (INDIA) PVT. LTD (1420-14-03),  
PLOT NO. SP-35, 1ST MAIN ROAD, AMBATTUR  
INDUSTRIAL ESTATE, CHENNAI  
PH :044-43445000/45968000.

1215. KAPICO MOTORS (INDIA) PVT. LTD (1420-14-02),  
5,THIRUMURUGAN ST, KOYAMBEDU, CHENNA  
- 600107  
PH :044-64599892, 64599896.

1216. KAPICO MOTORS (INDIA) PVT. LTD (1420-14-04),  
NO.225.JAWAHARALAL NEHRU ROAD,  
KOYAMBEDU, CHENNAI - 600107  
PH :044-42006000-23.

1217. A.B.T LTD (1411-14-01), 29, WALLS ROAD, OPP.  
ALBERT THEATER, EGMORE, AMBATTUR,  
CHENNAI - 600058  
PH :044-42281720/708.

1218. POPULAR VEHICLES & SERVICES LTD.  
(1410-14-01), NO.11, ARUNACHALAM ROAD,  
SALIGRAMAM, CHENNAI  
PH :044-65877973, 974, 975, 65610801, 802, 803,  
804, 805, 806, 42136611.

1219. POPULAR VEHICLES & SERVICES LTD.  
(1410-14-02), OLD NO.155, NEW NO.123,  
PONRANJITHAM COMPLEX, MEDAVAKKAM  
MAIN ROAD, NEAR BUS TERMINUS,  
KEEKATTALAI, CHENNAI - 600117  
PH :044-64525444/64526444.

1220. POPULAR VEHICLES & SERVICES LTD.  
(1410-14-03), NO. 3, 200 RING ROAD, RETTERI  
JUNCTION, RETTERI , CHENNAI - 600099  
PH :044-64626410/ 64626411.

1221. KHIVRAJ MOTORS LTD (1404-14-01), 623  
MOUNT ROAD, CHENNAI - 600006  
PH :044-42269575.

1222. KHIVRAJ MOTORS LTD (1404-14-03), SURVEY  
NO. A1& A2, SIDCO INDUSTRIAL ESTATE,  
GUINDY, CHENNAI  
PH :044-43542303/05/06.

1223. C.A.R.S. INDIA PVT LTD. (1403-14-01), 16 & 17  
INDUSTRIAL ESTATE, AMBATTUR, CHENNAI -  
600058  
PH :044-26359600, 42947900.

1224. C.A.R.S. INDIA PVT LTD. (1403-14-02), NO.17,  
LATTICE BRIDGE ROAD, ADYAR, CHENNAI -  
600020  
PH :044-24461584, 24461584.

1225. C.A.R.S. INDIA PVT LTD. (1403-14-03), 4/321,  
OLD MAHABALIKPURAM RD. , KOTTIVAKKAM,  
CHENNAI - 600040  
PH :044-43590914, 4294830.

1226. C.A.R.S. INDIA PVT LTD. (1403-FP-04), NO.503,  
G.N.T. ROAD, REDHILLS, CHENNAI - 600066  
PH :044-26323434/3737.

1227. C.A.R.S. INDIA PVT LTD. (1403-14-05), PLOT NO.-  
80, BABU JAGAGEVAN RAM STREET,  
GERUGAMBAKKAM, CHENNAI - 600112  
PH :044-23821862/ 23821852.

1228. A.B.T LTD (1401-14-01), 102, MOUNT ROAD,  
GUINDY, CHENNAI - 600032  
PH :044-42254544, 42254554.

1229. A.B.T LTD (1401-14-05), A/A2, BHARANI STUDIO  
COMPLEX, DR. BHANUMATHI KRISHNA  
ROAD,22, ARCOT ROAD, SALIGRAMAM,  
CHENNAI - 600093  
PH :044-23650488, 23650490.



DEALER WORKSHOP (AS ON 01.08.2016)

1230. A.B.T LTD (1401-14-06), NO. 1 & 2, VASANTHA PRESS, ROAD, OPPOSITE MALAR HOSPITAL, ADYAR, CHENNAI - 600020  
PH :044-24465814, 24465815.
1231. A.B.T LTD (1401-14-07), NO. 422, KOLAPERUMAL SCHOOL STREET, POONMA MALLE HIGH ROAD, CHENNAI - 600106  
PH :044-42267603, 42267621.
1232. ABT LTD (1401-14-0D), NO 2/170, ECR ROAD, INJAMBAKKAM, CHENNAI TAMIL NADU - 600041  
PH :044-24490585/86, 42281700, 42281749.
1233. ABT LTD (1401-14-0E), NO. 1/132, RAJEEV GANDHI SALAI, SHOLINGANALLUR, DISTRICT - CHENNAI, TAMIL NADU. - 600119  
PH :044-24502185-87.

COIMBATORE

1234. AADHI CARS PVT. LTD. (4108-41-01), NO.176/2, SATHYAMANGALAM ROAD, SARAVANAPATTI, COIMBATORE - 641035  
PH :8754009117/ 8754045977.
1235. AADHI CARS PVT. LTD. (4108-41-02), NEAR KOVAI MEDICAL CENTRE & HOSPITAL, AVINASHI ROAD, CIVIL AERODROME POST, CHINNIYAMPALAYAM, COIMBATORE - 641004  
PH :8754045421/ 8754045443.
1236. AADHI CARS PVT. LTD. (4108-41-03), NO.71, OLD SRIRAM THEATRE COMPLEX, MARUDHA MALAI MAIN ROAD, VADAVALLI, COIMBATORE - 641041  
PH :0422-3000211/ 3000204.
1237. AADHI CARS PVT. LTD. (4108-41-04), PLOT NO.295, RADHA RANI THEATER COMPLEX, NEAR JAYASHANTHI THEATER, TRICHY ROAD, ONDIPUDUR, COIMBATORE-. - 641005  
PH :0422-4000777.
1238. JAIKRISHNAA AUTOSALES PVT. LTD. (4107-41-01), 8/60-C&8/62-D, METTUPALAYAM ROAD, G.N.MILLS POST , NEARJOHNBOSCO CHURCH, COIMBATORE - 641029  
PH :0422-4519140.
1239. JAIKRISHNAA AUTOSALES PVT. LTD. (4107-41-02), DOOR NO. 48, KAMARAJAR ROAD, LAKSHMIPURAM, PEELAMEDU, COIMBATORE, TAMIL NADU - 641004  
PH :0422-4383220.
1240. JAIKRISHNAA AUTOSALES PVT. LTD. (4107-OH-04), NO.12/190 SRKV PORT, MTR ROAD, P.N. PALAYAM, COIMBATORE - 641020  
PH :0422-698899.
1241. AMBAL AUTO (4103-41-01), IYER HOSPITAL PREMISES, TRICHY ROAD, COIMBATORE - 641005  
PH :0422-3075000, 3075001.
1242. AMBAL AUTO (4103-41-03), 555, NSR ROAD, SAIBABA COLONY, COIMBATORE - 641011  
PH :0422-3075211, 3075203.

1243. AMBAL AUTO (4103-41-08), SF-94, SATHY MAIN ROAD, VISWASAPURAM, SARAVANNAMPATTI, COIMBATORE.  
PH :0422-3075800.
1244. AMBAL AUTO (4103-41-07), NO 44, KANNUSAMY GOUNDER STREET, OORGOUNDER THOTTAM, SANGANUR, COIMBATORE - 641027  
PH :0422-2331646.
1245. AMBAL AUTOMOBILES (4103-41-0C), SENGUPTA STREET, RAM NAGAR, COIMBATORE. - 641009  
PH :0422-3009600/ 3009602.
1246. SREE SARADHAMBAL AUTOMOBILES (P) LTD. (4103-41-0D), 98/1 VILANKURICHI MAIN ROAD, THANEER PANDAL ROAD, COIMBATORE - 641004  
PH :0422-2511773.
1247. A.B.T LTD (4101-41-05), LAKSHMI THEATRE BUILDING, T.S. NO. 1199/2, TS WARD NO. 3, KEMPATTY COLONY, SOUTH UKKADAM, COIMBATORE - 641001  
PH :0422-4232660, 4232666.
1248. A.B.T LTD (4101-41-06), 744, PULIYAKULAM ROAD, P.N. PALAYAM, COIMBATORE - 641037  
PH :0422-4232588, 4232550.
1249. A.B.T LTD (4101-41-08), 15/55-C, ALAGESAN ROAD (EAST), METTUPALAYAM ROAD, COIMBATORE - 641043  
PH :0422-228155.
1250. A.B.T LTD (4101-41-0A), NO 49, PANKAJA MILL ROAD, OPP INDIAN EXPRESS OFFICE, RAMANATHAPURAM, COIMBATORE - 641045  
PH :0422-4516000, 4390434.
1251. ABT LTD (4101-41-0D), 36-A GANDHI NAGAR, SUNDARAPURAM, COIMBATORE (DIST) COIMBATORE - 641024  
PH :9994408618/ 9500911243.

COONOOR

1252. AMBAL AUTOMOBILES (3G01-3G-01), 78 E, BRINDAVAN SCHOOL ROAD, CONOOR, NILGRIS DIST- TN - 643102  
PH :0423-2202254.

CUDDALORE

1253. A.B.T LTD (5Q01-5Q-01), K. V. SUBRAMANIAM NAGAR, CHIDAMBARAM MAIN ROAD, CUDDALORE O. T - 607003  
PH :04142-227699/ 227599.

DHARAPURAM

1254. AMBAL AUTO (H701-QN-04), OPP. TO ANJANEYAR TEMPLE, NEAR FIVE CORNER, MADURAI ROAD, DHARAPURAM - 638656  
PH :04258-301107/ 301103.

DHARMAPURI

1255. SRI AMMAN CARS INDIA PVT. LTD. (7Q01-5R-02), NEAR COLLECTOR BUNGALOW, OLD HOSUR ROAD, JETTIHALLI (PO), DHARMAPURI , TAMILNADU - 636807  
PH :04342-233933.

DINDIGUL

1256. PLA MOTORS (S401-S4-01), NO. 5, TRICHY MADURAI BY PASS ROAD, NH-45, DINDIGUL - 624001  
PH :0451-3098300.

ERODE

1257. SREE SARADHAMBAL AUTOMOBILES PVT. LTD. (H701-H7-01), 23/1, PERUND, URAI ROAD, ERODE. - 638011  
PH :0424-3056600/ 3056602.

GOBICHETTIPALAYAM

1258. SREE SARADHAMBAL AUTOMOBILES PVT. LTD. (H701-QM-03), NO. 318, CUTCHERY, GOBICHETTIPALAYAM - 638476  
PH :04285-302001/ 302005.

GUDUVANCHERY

1259. VISHNU CARS (BAD1-BAD-01), 52, THAILAVARAM VILLAGE, BEHIND HOTEL PATTIKADU, GUDUVANCHERRY, KANCHEEPURAM DISTT. - 603203  
PH :9500121553/ 9677122225.

HARUR

1260. SRI AMMAN CARS (AAV1-AAV-01), 429/9, HARUR SALEM MAIN ROAD, HARUR POST, DHARMAPURI, TAMIL NADU - 636903  
PH :9790004273/ 9790004279.

HOSUR

1261. SRI AMMAN CARS INDIA PVT. LTD. (7Q01-7Q-01), P.O.- PERANDAPALLI, NH-7, KRISHNAGIRI MAIN ROAD, HOSUR, TAMILNADU - 635109  
PH :4344-260277.

KANCHEEPURAM

1262. GANESH CARS PVT.LTD (C601-JA-02), ANBU NAGAR, DHIMMA SAMUDRAM POST, NEAR VELLA GATE, CHENNAI BANGALORE NH-4, KANCHEEPURAM  
PH :044-67275222/2727771.

KARAIKUDI

1263. A.B.T LTD (4202-HX-05), 42-43 KOVILLOOR ROAD, OPP. TNSTC DEPOT - 630302  
PH :04565-232484, 232486..

KARUR

1264. A.B.T LTD (K401-K4-01), SF NO. 529/1, SALEM BY PASS ROAD, VENGAMEDU CIRCLE, SEMMADAI  
PH :04324-222261/62/63.

KATPADI

1265. GANESH CARS (C601-APA-04), 170/2B THIRUVALLAM ROAD, ARUMPARUTHI VILLAGE, KATPADI, VELLORE DISTT. - 632004  
PH :9842313139/ 9842333061.

KINATHUKADAVU

1266. AADHI CARS PVT. LTD. (BB1-BBI-01), NO.212, KAMARAJ NAGAR, SOLAVALAM PALAYAM PANJAYATH, KINATHUKADAVU DISTT. COIMBATORE (T.N.) - 642109  
PH :0422-3000506/ 3000505.

KOTAGIRI

1267. AADHI CARS PVT. LTD. (BAS1-BAS-01), SURVEY NO.89/79, OOTY MAIN ROAD, KOTAGIRI, DISTT. NILGIRIS, TAMIL NADU. - 643217  
PH :8754045891/ 8754045442.

KOVILPATTI

1268. ASIR AUTOMOBILES (NO01-NO-01), OLD NO.1, NEW NO.13, SATTUR MAIN ROAD, KOVILPATTI (TAMIL NADU) - 628501

KRISHNAGIRI

1269. SRI AMMAN CARS (7Q01-QL-03), NH-7, NR. AAVIN DAIRY, MOTTUR, SALEM BYE PASS ROAD, KRISHNAGIRI, TAMILNADU - 635001  
PH :9750699555/ 8220009348.

KUMBAKONAM

1270. PILLAI & SONS MOTORS CO. (E701-N4-02), 389/2 B, KUMBAKONAM CHENNAI MAIN ROAD, KUMBAKONAM , TANJAVUR - 612501  
PH :0435-2442566,65.

MADURAI

1271. SIVA AUTOMOTIVE TRADING PVT LTD (4205-42-01), 2C, GATE LOCK ROAD, NEAR NEW RAMNAD ROAD, MADURAI - 625016  
PH :0452-688888/ 688889.
1272. SOLAMALAI AUTOMOBILES (P) LTD. (4204-42-01), 28/58 MEHU ROAD, OPP MEENAKSHI MISSION HOSPITAL, UTHANGUDI PO, MADURAI - 625107  
PH :0452-4289999.
1273. SOLAMALAI AUTOMOBILES (P) LTD. (4204-42-04), 162/8, BYE PASS ROAD RING ROAD, UTHANGUDI, MADURAI - 625107  
PH :0452-4219050.
1274. SOLAMALAI AUTOMOBILES (P) LTD. (4204-42-05), NO:6A, TPK MAIN ROAD, NEAR SAI BABA TEMPLE, MADURAI - 625003  
PH :0452-4208365.
1275. A.B.T LTD (4202-42-02), MADURAI-DINDIGAL BYE PASS ROAD, NEAR FATHIMA COLLEGE, MADURAI - 625018  
PH :0452-2547108, 2547125.

**DEALER WORKSHOP (AS ON 01.08.2016)**

1276. A.B.T LTD (4202-42-04), 09, 109A, GST ROAD,  
TIRUPARANKUNDRAM, MADURAI  
PH :0452-4387050/51/52.

**MAYILADUTHURAI**

1277. PILLAI & SONS MOTORS CO. (E701-AG-04),  
46,VELLALAGARAM  
VILLAGE,MAYILADUTHURAI,TAMILNADU -  
609071  
PH :04364-43542303/ 43542306.

**METTUPALAYAM**

1278. A.B.T LTD (4101-EU-0C), PLOT NO. 6 TO  
9,PONVIZHA NAGAR, KARAMADAI KOVAI MAIN  
ROAD, METTUPALAYAM - 641043  
PH :04254-228155.

**NAGARCOIL**

1279. SRIVATSA INTERNATIONAL PVT. LTD.  
(S502-S5-01), PLOT NO. 31B1-1, BEACH ROAD  
JUNCTION, KOTTAR, NAGERCOIL,  
DISTRICT-KANYAKUMARI, TAMIL NADU. -  
629002  
PH :04652-232344, 236344/ 8973423332.

**NAMAKKAL**

1280. SREE SARADHAMBAL AUTOMOBILES PVT. LTD.  
(X401-X4-01), SURVEY NO. 1/10-11, NEAR  
MURUGAN TEMPLE, SALEM ROAD, NAMAKKAL -  
637001  
PH :04288-307507/307512.

1281. SREE SARADHAMBAL AUTOMOBILES PVT. LTD.  
(X401-X4-03), 1/412/1 NEAR PON NAGAR,  
MUDALAIPATTY, SALEM ROAD, NH-7,  
NAMAKKAL (TAMIL NADU) - 637001  
PH :04286-307500-502.

**OMALUR**

1282. THRIVENI CAR COMPANY PVT LTD.  
(UM01-UM-01), PLOT NO. 44 & 45, PALANIYAPPA  
NAGAR LAYOUT, NH-7, KAMALAPURAM  
VILLAGE, OMALUR, DISTRICT – SALEM, TAMIL  
NADU - 636309  
PH :04290-222611, 711.

1283. SRI AMMAN CARS (7Q01-UM-04), 123, 3B, NH-7,  
BANGALORE BYE PASS ROAD,  
KOTTAMETTUPATTI, OMALUR, SALEM (DIST.),  
TAMIL NADU - 636012  
PH :9790004273/ 9750799555.

**OOTY**

1284. AMBAL AUTO (4103-Y1-05), VIJAYANAGARAM  
FARM ROAD, NEAR ROSE GARDEN, OOTY -  
643001  
PH :0423-3075303, 3075311.

**PERAMBALUR**

1285. PLA MOTORS (2305-DQ-04), SURVEY NO.88/1,  
A3,NH45, ELAMBALUR VILLAGE, PERAMBALUR,  
TAMILNADU - 621212  
PH :0431-403361/3461.

**POLACHI**

1286. A.B.T LTD (L301-L3-01), NACHIMUTHU  
POLYTECHNIC CAMPUS, UDUMALPET ROAD,  
POLACHI - 642003  
PH :04259-37010,37020.

**PUDUKOTTAI**

1287. PLA MOTORS (2305-SU-02), NO. 10,  
MARIAMALAI NAGAR, ALANGUDI- THIRUMAYAM  
ROAD, PUDUKOTTAI,  
PH :04322-265566/67.

**RAJAPALYAM**

1288. A.B.T LTD (4202-SV-03), NO. 10/32,  
DHARMAPURAM, SRIVILLUPUTHUR MAIN ROAD,  
RAJAPALYAM  
PH :04563-260298.

**RAMNAD / RAMNATHPURAM**

1289. SOLAMALAI AUTOMOBILES (P) LTD.  
(4204-42-03), NO. 3/118-I, MADURAI RAMNAD  
MAIN ROAD, ACHUNDHAN VAAAYAL POST,  
RAMNAD , TAMILNADU - 623502  
PH :0456-221313.

**SALEM**

1290. THRIVENI CAR COMPANY PVT LTD.  
(A203-A2-01), 12/2E1, SUBRAMANIA NAGAR,  
2ND GATE, JUNCTION ROAD, SALEM. - 636005  
PH :0427-2440000/ 2336599.

1291. S.K.CARS INDIA (P) LTD. (A202-A2-01), S.K.  
NAGAR, SEELAAICKENPATTI, SALEM - 636201  
PH :0427-2465488/ 2465477.

1292. A.B.T LTD (4101-A2-03), 32 THAMANA CHETTY  
ROAD, ARISIPALAYAM, SALEM - 636009  
PH :0427-4066988, 406999.

**SATHYAMANGALAM**

1293. SREE SARADHAMBAL AUTOMOBILES PVT. LTD.  
(BGU1-BGU-01), SURVEY NO. 51, 54 & RS NO.  
37, KOTTUVEERAMPALAYAM VILLAGE,  
SATHYAMANGALAM – 638 401, DISTRICT –  
ERODE, TAMIL NADU - 638401  
PH :4295-222026/ 222036.

**SIVAKASI**

1294. SOLAMALAI AUTOMOBILES (P) LTD.  
(X601-X6-01), ARUNACHALA COMPLEX,  
THIRUTHANGAL ROAD, SIVAKASI , MADURAI -  
626123  
PH :04562-232000, 232888.

**SRIPERUMBUDUR**

1295. RAJALAKSHMI CARS PVT. LTD. (7B01-7B-01),  
SURVEY NO. 150/1A, DOOR NO 1C, THERADI  
STREET, NEW VILLAGE NO 42,  
SRIPERUMBADUR, KANCHEEPURAM DISTRICT,  
TAMIL NADU. - 602105  
PH :044-65683041.

**SULUR**

1296. JAIKRISHNAA AUTOSALES PVT. LTD.  
(4107-TK-03), DOOR NO.-37 F,  
RANAGANATHAPURAM, TRICHY ROAD, SULUR  
- 641402  
PH :0422-2682444.

1297. JAI KRISHNA AUTO SALES PVT. LTD  
(4107-TK-05), DOOR NO. 37 F,  
RANGANATHAPURAM, TRICHY ROAD, SULUR  
PH :0422-3199901.

**TANJAVUR**

1298. PILLAI & SONS MOTORS CO. (E701-E7-01), 12A,  
SELVAM NAGAR, TANJAVUR, TAMILNADU -  
613007  
PH :04362-71723, 71724.

**THENI**

1299. SOLAMALAI AUTOMOBILES (P) LTD.  
(9U01-9U-01), NO.879/1, RATHINAM NAGAR,  
PERIYAKULAM ROAD, THENI - 625531  
PH :04546-253615/ 4391212.

**THIRUVALLUR**

1300. KHIVRAJ MOTORS LTD (1404-HH-04), 2151,  
KAKKULUR ROAD, THIRUVALLUR - 602001  
PH :044-27662888.

**THIRUVARUR**

1301. PILLAI & SONS MOTORS CO. (E701-LJ-03),  
THANJAI NAGARI ROAD, OPP. TO S. P. OFFICE  
- 610001  
PH :04366-250250.

**TIRUCHENGODE**

1302. AMBAL AUTO (X401-QP-02), PLOT NO-10, OPP  
TO PONNUSWAMY KALYANA MANDAPAM,  
KOOTAPALLI COLONY, TIRUCHENGODE -  
637001  
PH :04288-282292/ 306726.

**TIRUNAMALAI**

1303. GANESH CARS PVT.LTD (C601-LX-03), NO.-5,  
NH-78, KRISHANAGIRI PONDY ROAD, CHINA  
KANKEYANUR, OPP SKP ENGG. COLLEGE,  
THIRUVANNAMALAI  
PH :04175-249319.

**TIRUNELVELLI**

1304. AADHI CARS PVT. LTD. (A303-A3-01), PLOT NO.  
261, MADURAI MAIN ROAD, KARAIERUPPU,  
TIRUNELVELI , TAMIL NADU - 627357  
PH :0462-2300040/ 9500991487.

**TIRUPUR**

1305. SHASHTI CAR PVT LTD (Y701-Y7-01), SRI  
PADMINI GARDENS, KANGAYAM ROAD, OPP.  
ST JOSEPH SCHOOL, TIRUPUR - 641604  
PH :0421-2430275/ 2430276.

1306. A.B.T LTD (4101-Y7-09), NO. 4, SABHAPATHI  
PURAM, NEAR TMF HOSPITAL, TIRUPUR -  
641601  
PH :0421-4305686 , 4305640.

**TRICHY**

1307. PLA MOTORS (2305-23-01), NO. 18/2, NA-45,  
DHEERAN NAGAR, TRICHY-DINDUGAL MAIN  
ROAD, TRICHY  
PH :0431-2403361, 9843055561.

1308. PLA MOTORS (2305-23-03), 10A & B. ALXANDRIA  
ROAD, CANTONMENT, TRICHY - 620001  
PH :0431-2411540/530.

1309. A.B.T LTD (2302-23-02), 4/40, COLLECTOR  
OFFICE ROAD, CANTONMENT, TRICHY - 620001  
PH :0431-4221602 , 4221603..

1310. A.B.T LTD (2302-23-03), MADRAS TRUNK ROAD,  
MAMBALASALAI, TRICHY - 620005  
PH :0431-4221555, 4221564.

**TUTICORIN**

1311. ASIR AUTOMOBILES PVT. LTD. (S603-S6-01),  
SURVEY NO. 25/1B, MAPPELLAIURINI VILLAGE,  
ETTAYAPURAM ROAD, TUTICORIN, TAMIL  
NADU - 628002  
PH :0461-2337220/ 7373120220.

**UDUMALPET**

1312. ABT LTD (QR01-QR-01), 2/3, PERIYAKOTTAI  
PIRIVU, S.V. MILL POST, UDUMALPET - 642126  
PH :04252-222572/ 222573.

**VANIYAMBADI**

1313. GANESH CARS PVT. LTD. (BJY1-BJY-01), NO.  
197/1B1, NH-46 (AH-7), PETHAKALLUPALLU  
VILLAGE, NEAR TOLL GATE, VANIYAMBADI ,  
VELLORE (DIST), TAMIL NADU. - 635801  
PH :04174-291520.

**VELLORE**

1314. GANESH CARS PVT.LTD (C601-C6-01), 91 NEW  
BY-PASS ROAD, VELLORE - 632004  
PH :0416-6454221, 2233709.

**VILLUPURAM**

1315. A.B.T LTD (5Q01-QQ-02), 264/1, GINGEE MAIN  
ROAD, AYINAMPALAYAM, VILLUPURAM - 605602  
PH :04146-225509.

**VIRUDHACHALAM**

1316. ABT LTD (BMA1-BMA-01), PLOT NO. 56,  
JUNCTION ROAD, NEAR SHANMUGA LODGE,  
VIRUDHACHALAM, DISTRICT – CUDDALORE,  
TAMIL NADU. - 606101  
PH :04143-262631,32,33.

DEALER WORKSHOP (AS ON 01.08.2016)			
<b>TELANGANA</b>			
<b>ARMUR</b>			
1317.	VARUN MOTORS PVT. LTD. (BBN1-BBN-01), SURVEY NO.277, ARGUL VILLAGE, JAKARANPALLY (MANDAL), ARMUR, NIZAMABAD DISTT. - 503224 PH :-91-8142281424: 26/26/27.		
<b>BHUPALPALLY</b>			
1318.	ADARSHA AUTOMOTIVES PVT LTD (D502-BCF-04), 6-113, JAWAHAR NAGAR, MAIN ROAD, SBH MAIN BRANCH ROAD, BHUPPALPALLY, DISTRICT - WARANGAL - 506169		
<b>GADWAL</b>			
1319.	SRI JAYARAMA MOTORS PVT LTD (WP01-BHR-02), PLOT NO. 5 & 6, BESIDE RURAL POLICE STATION, KURNOOL ROAD, MAHABUB NAGAR DISTRICT		
<b>HYDERABAD</b>			
1320.	VARUN MOTORS PVT. LTD. (4603-10-04), B-11 CO-OPERATIVE INDUSTRIAL ESTATE, BALANAGAR, HYDERABAD, PH :040-3778035,3778036, 3777979.	1328.	VARUN MOTORS (1012-10-01), MARUTI AUTHORISED DEALER, SURVEY NO.115, IT PARK, NANAKRAMGUDA, GACHIBOWLI, HYDERABAD PH :-91-9885104860, 69997979.
1321.	VARUN MOTORS PVT. LTD. (4603-10-0A), 1-11-200,SHAMLALA BUILDING BEGUMPET, HYDERABAD - 500016 PH :040-27766533.	1329.	SAI SERVICE PVT. LTD. (1011-10-01), PLOT NO. 88, INDUSTRIAL AREA,C.I.E. GANDHI NAGAR, ,BALANAGAR, HYDERABAD - 500037 PH :040-44604000.
1322.	VARUN MOTORS PVT. LTD. (4603-10-06), SHOP NO. 31, SRIKRUPA MARKET, D.NO. 16-10-1/F/31, MALAKAPET, HYDERABAD PH :040-4553395, 4547676.	1330.	SAI SERVICE PVT. LTD. (1011-10-02), #2-3-505,ML GARDENS,AMBERPET,HYDERABAD - 500013 PH :040-65646565.
1323.	VARUN MOTORS PVT. LTD. (4603-10-0B), ADITYA NAGAR COLONY, ,ADITYA NAGAR COLONY, TOLICHOWKI, SHAIKPET (VILLAGE, HYDERABAD,HYDERABAD PH :040-64551700.	1331.	SAI SERVICE PVT. LTD. (1011-10-03), HOUSE NO.8-3-166/A/1, GOKUL THEATER COMPOUND, ERRAGUDA, HYDERABAD - 18 PH :040-23808080.
1324.	VARUN MOTORS (4603-10-0G), 1-10-28/1 SY. NO.285, KUSHAIGUDA, NEAR ECIL X ROADS, HYDERABAD - 500062	1332.	SAI SERVICE PVT. LTD. (1011-10-04), H.NO.16-2-839/4/10, SAIDABAD, L.B.NAGAR, HYDERABAD. - 50 PH :040 -23808080,8886512309.
1325.	VARUN MOTORS (4603-10-0H), PLOT NO. 1354/1, ROAD NO. 1, NEAR IOC PETROL PUMP, JUBILEE HILLS, HYDERABAD - 500033 PH :040-64551700.	1333.	SAI SERVICE PVT. LTD. (1011-10-07), PLOT NO.B-21 & B-34, BHEL ANCILLARY INDUSTRIAL ESTATE, RAMACHANDRAPURM, HYDERABAD-502032
1326.	VARUN MOTORS PVT. LTD. (4603-10-0J), PLOT NO. 1-45, SY.NO:1 TO 7, GOPINATH COMPLEX, TARANAGAR, LINGAMPALLY, HYDERABAD, RANGAREDDY DISTRICT - 500019	1334.	VARUN MOTORS PVT. LTD. (1010-10-01), PLOT NO. VI- VII A & B,UNDER WARD NO. 10, AUTONAGAR, VANASTALIPURAM, HYDERABAD, R. R. DISTT PH :40-24027677.
1327.	AMAN CARS PVT. LTD. (1013-10-01), 18-2-45, NEAR FLYOVER, CHANDRAYANGUTTA X ROADS,-FALAKUMA,HYDERABAD PH :040-24442551,24442552.	1335.	GEM MOTORS (INDIA) PVT. LTD. (1009-10-01), RAGHUVENDRA SOCIETY,KONDAPUR,,HYDERABAD PH :040-40508070.
		1336.	GEM MOTORS (INDIA) PVT. LTD. (1009-10-02), 2-11, SURVEY NO: 165,172,HYDERNAGAR,KUKATPALLY, HYDERABAD PH :40-40302525.
		1337.	RKS MOTORS PVT. LTD. (1003-10-01), SABOC TOWERS,RAJBHAVAN ROAD,SOMAJIGUDA,HYDERABAD PH :040-3371115, 33.
		1338.	RKS MOTORS PVT. LTD. (1003-10-02), R-4/A,IDA BLOCK,INDUSTRIAL ESTATE,UPPAL,HYDERABAD PH :-7200193, 7204444.
		1339.	RKS MOTORS PVT. LTD. (1003-10-04), 16-11-19/5/2/C,SALEEM NAGAR COLONY,MALAKPET (NEAR FARHAT HOSPITAL),HYDERABAD PH :040-23434576, 77.
		1340.	RKS MOTORS PVT. LTD. (1003-10-05), 11-6-191/192,OPP. HOTEL HARSHA,PUBLIC GARDEN ROAD, NAMPALLY,HYDERABAD - 500001 PH :040-23432390, 391.
		1341.	RKS MOTORS (1003-10-08), D.NO.1-10-1/285/1, OPP. VEGITABLE MARKET, ECIL CROSS ROADS, KUSAIGUDA, HYDERABAD - 500062 PH :040-49054905,9010822210.
		1342.	THE MITHRA AGENCIES (1002-10-01), 1-8-670, NEAR RTC CROSS ROAD,AZAMABAD INDUSTRIAL AREA-HYDERABAD, PH :040-7662481, 7619488, 7641786,7630422.
		1343.	THE MITHRA AGENCIES (1002-10-03), PLOT NO. 3-4-10,NEAR MADHAPUR POLICE STATION, MADHAPUR, HYDERABAD PH :040-23114567, 3444.
		1344.	THE MITHRA AGENCIES (1002-10-04), 8-18-138, PLOT NO. 8,NEAR MARGADARSI CHIT FUND,L.B. NAGAR RING ROAD, RR DIST,HYDERABAD - 500074 PH :040-24122222.
		1345.	THE MITHRA AGENCIES (1002-10-05), PLOT NO. 13,20 & 21, ROAD NO. 10,IDA NACHARAM, HYDERABAD - 500076 PH :040-27176999.
		<b>JAGTIAL</b>	
		1346.	ADARSHA AUTOMOTIVES PVT LTD (N601-NU-04), HOUSE NO.-1-5-216/A,OPPOSITE TO KVA SUBSTATION,KARIMNAGAR ROAD, JAGTIAL, PH :-91-8886152222.
		<b>JANGAON</b>	
		1347.	ADARSHA AUTOMOTIVES PVT LTD (K001-KI-01), H.NO.339, HYDERABAD ROAD, JANGAON. - 506167 PH :-91-9959223393.
		<b>KAMAREDDY</b>	
		1348.	VARUN MOTORS PVT. LTD. (KX01-KX-01), H.NO.11-107/61, BESIDE,GURU RAGHAVENDRA COLONY, CHINNA MALLAREDDY VILLAGE, KAMAREDDY. - 503111 PH :08142-551166/77/88/99.
		<b>KARIMNAGAR</b>	
		1349.	ADARSHA AUTOMOTIVES PVT LTD (N601-N6-01), H.NO. 8-6-313/1,HYDERABAD ROAD,BY-PASS JUNCTION,KARIMNAGAR - 505001 PH :0878-2277200, 300.
		<b>KHAMMAM</b>	
		1350.	MITHRA AUTO AGENCIES PVT LTD (2604-1G-02), SURVY NO. 182,WARANGAL ROAD, OPP. FCI GODOWNS,PEDA THANDA,KHAMMAM - 507003 PH :08742-222444.
		<b>KODAD</b>	
		1351.	PAVAN MOTORS PVT. LTD (BRP2-BRP-01), SURVEY NO. 42, KOMARBANDA REVENUE LIMITED, KODAD , DISTRICT - NALGONDA - 508206
		<b>MANCHERIAL</b>	
		1352.	ADARSHA AUTOMOTIVES PVT LTD (N601-CM-03), BEHIND MAHINDRA TRACTORS SHOWROOM,BELLAMPALLY ROAD,MANCHIRIAL , DISTT. ADILABAD - 504208 PH :08736-255757.
		<b>MEHABOOB NAGAR</b>	
		1353.	SRI JAYARAMA MOTORS PVT. LTD. (WP01-WP-01), PLOT NO.C1 & C2, INDUSTRIAL ESTATE, METTUGADA, MEHBOOBNAGAR PH :08542-256111, 9866545424.
		<b>MIRYALGUDA</b>	
		1354.	PAVAN MOTORS (WR01-WR-01), SURVEY NO-940 &943, (OPPOSITE TO MINA ENGINEERING COLLEGE) NARKETPALLY ADDANKI BY-PASS ROAD,MIRYALAGUDA ,NALGONDA DISTRICT
		<b>NALGONDA</b>	
		1355.	PAWAN MOTORS (AN01-AN-01), CHERLAPALLY VILLAGE, NALGONDA ROAD, NALGONDA - 508001 PH :08682 -247399,8790344499.
		<b>NIRMAL</b>	
		1356.	ADARSHA AUTOMOTIVES PVT LTD (N601-AA-02), H. NO. 1-1-131, ,SHASTRINAGAR, ,MANCHIRIAL ROAD, DISTT. ADILABAD,NIRMAL PH :;91-9912752344.
		<b>NIZAMABAD</b>	
		1357.	VARUN MOTORS PVT. LTD. (1H02-1H-01), PLOT NO. GP 1-57/4/1,PANGARA BORGOAN,NIZAMABAD - 503230 PH :08642-234428.
		<b>RAMAGUNDAM</b>	
		1358.	ADRASHA AUTOMOTIVES PVT. LTD. (BGA1-BGA-01), 5-6-172 SURVEY NO. - 259/B, MEDIPALLY SHIVAR, RAMAGUNDAM MUNICIPALITY, DISTRICT - KARIM NAGAR
		<b>SANGAREDDY</b>	
		1359.	SAI SERVICE PVT. LTD. (1011-OI-05), H.NO.4-8-92/1/4/5, AHMED NAGAR, OPP.GOV'T.ITI, SANGAREDDY, MEDAK (DIST) - 502001 PH :08455 -278090,7799360003.
		<b>SECUNDERABAD</b>	
		1360.	AUTOFIN LIMITED (K606-K6-01), SURVEY NO. 33, MEDCHAL ROAD, BOWENPALLY, SECUNDERABAD - 500011 PH :040-67295858.

**DEALER WORKSHOP (AS ON 01.08.2016)**

1361. ACER MOTORS (K601-K6-01), A1, MOTI VALLEY,TRIMULGHERRY,SECUNDERABAD, PH :040-7740774, 7747559.
1362. VARUN MOTORS PVT. LTD. (4603-K6-01), 1-10-176/1, BEHIND VARUN TOWERS-I, OPP. HYDERABAD PUBLIC SCHOOL, BEGUMPET, SECUNDERABAD, HYDERABAD - 500016
1363. SAI SERVICE PVT. LTD. (1011-K6-06), PLOT NO. 1-8-308/3/1, PATIGADDA, BEGUMPET, SECUNDERABAD - 500016  
PH :040-27904644.
1364. RKS MOTORS PVT. LTD. (1003-K6-06), 207,BANTIA ESTATES,SIKH VILLAGE ROAD,SECUNDERABAD - 500003  
PH :040-23434520-25.

**SHAD NAGAR**

1365. SRI JAYARAMA MOTORS (P) LTD (WS01-WS-01), SERVEY NO.445, FAROOQ NAGAR, SHADNAGAR, MAHABUB NAGAR DISTT. - 500216

**WANAPARTHY**

1366. SRI JAYARAMA MOTORS (P) LTD (WQ01-WQ-01), SURVEY NO.1149, KURNOOL ROAD, WANAPARTHY - 509103

**WARANGAL**

1367. ADARSHA AUTOMOTIVES PVT LTD (D502-D5-02), PLOT NO.10, INDUSTRIAL AREA, MULUGU ROAD, WARRANGAL  
PH :0870-2623359.
1368. ADARSHA AUTOMOTIVES PVT LTD (D502-D5-03), OPPOSITE TO ORUGALLU FILLING STATION, HUNTER ROAD, SHAYAMPET, HUNAMKONDA, WARANGAL  
PH :0870-2523349, 9959223393.

**ZAHIRABAD**

1369. SAI SERVICE PVT. LTD. (BAT1-BAT-01), PLOT NO-5,NEAR IBP PETROL BUNK, NH-9,ALIPUR,ZAHIRABAD,MEDAK (DIST) - 502220  
PH :+91-9966377888 (MR. GOPAL DESAI).

**TRIPURA**

**AGARTALA**

1370. JAIN UDYOG (6901-69-01), ARUNDHUTI NAGAR, OPP. INDUSTRIAL ESTATE, AGARTALA - 799003  
PH :0381-230542.
1371. JAIN UDYOG (6901-69-05), 58-B/C, INDUSTRIAL AREA ARUNDHATI NAGAR, AGARTALA.  
PH :0381-2371402, 9436123592.
1372. JAIN UDYOG (6901-69-06), KHATIAN NO. 1843, MOUJA & TEHSIL – KHAYERPUR, JIRANIA SUBDIVISION, AGARTALA

**DHARMANAGAR**

1373. JAIN UDYOG (6901-RN-03), DHARMANAGAR COLLEGE ROAD, DHARMANAGAR, TRIPURA(NORTH).  
PH :03822-23047.

**UDAIPUR**

1374. JAIN UDYOG (YU01-YU-01), DHWAJANAGAR INDUSTRIAL ESTATE,UDAIPUR,TRIPURA (SOUTH)  
PH :3821-222640.

**UTTAR PRADESH**

**AGRA**

1375. PREM MOTORS PVT. LTD. (6607-66-01), 45, OPPOSITE AGRA COLLEGE, GOKULPURA, AGRA, UTTAR PRADESH - 282002  
PH :0562-2523022, 9690010795.
1376. KTL PVT. LTD (6606-66-01), MUGHAL ROAD, KAMLA NAGAR, AGRA
1377. KTL PVT. LTD (6606-66-02), KHASRA NO. 171, SEWLA JAT, GWALIOR ROAD, AGRA, UTTAR PRADESH - 282001  
PH :05622-410004.
1378. PREM MOTORS PVT. LTD. (6605-66-01), KHASRA NO.382,386,387,388, VILLAGE ARTHONI, DELHI-AGRA HIGHWAY, NH-2, AGRA, UTTAR PRADESH - 282007  
PH :+91-9890010795.
1379. MADHUSUDAN MOTORS PVT LTD (6603-66-01), B-5 LAWYERS COLONY, BYE PASS ROAD, AGRA - 282005  
PH :0562-531102-05.
1380. MADHUSUDAN MOTORS PVT LTD (6603-66-02), GANESH GANJ, PRATAPPURA, AGRA - 282001  
PH :0562-3297501.
1381. MADHUSUDAN MOTORS PVT LTD (6603-66-03), 6-A , VIBHAV INDUSTRIAL STATE, AGRA - 282007  
PH :0562-3299221.
1382. MADHUSUDAN MOTORS PVT LTD (6603-66-04), 26/253, SULTAN GANJ KI PULJA, MAUZA LASKARPUR, AGRA  
PH :+91-9837097894.

**AKBARPUR**

1383. SMARTWHEELS PVT. LTD. (7201-LH-08), TANDA ROAD, VILL-BUDHAEEPUR, PO-KATRIYA YAKOOBPUR, AKBARPUR , DIST-AMBEDKAR NAGAR (J.P.)  
PH :244570.
1384. KTL PVT. LTD. (2801-LH-03), KANPUR ROAD, AKBARPUR  
PH :+91-7408409304.

**ALIGARH**

1385. DEV MOTORS (P) LTD (B601-B6-01), NEAR BANNA DEVI, G.T.ROAD, ALIGARH  
PH :0571-521771.

**ALLAHABAD**

1386. GREENLAND MOTORS (2903-29-01), 40, INDUSTRIAL ESTATE, TELEARGANJ, ALLAHABAD - 211004  
PH :+91-9838107735.
1387. GREENLAND MOTORS (2903-29-03), 52/36, LUKERGANJ, ALLAHABAD
1388. AMITDEEP MOTORS (2901-29-01), 26 SULEM SARAI, G.T ROAD, ALLAHABAD - 211001  
PH :0532-2636301, 2436360.

**AMETHI**

1389. KTL PVT LTD (1302-AAAY-07), PLOT NO – E 32, INDUSTRIAL AREA TEKARIA, UPSIDC, GAURIGANJ, DIST: C.S.M.NAGAR  
PH :05368-244445.

**AURAIYA**

1390. KULDEEP MOTORS (QJ01-QJ-01), NEAR INDIAN OIL TIRAHA, KANPUR ROAD, AURAIYA.  
PH :+91-9235358444.

**AZAMGARH**

1391. DEEP MOTORS (K501-K5-01), HARBANSHPUR NARAUJI, AZAMGARH  
PH :05462-325387.

**BAHERI**

1392. KAVISHA MOTORS PVT. LTD. (-), KASRA NO. 530, 531, 532, 533. NAINITAL ROAD, OPP. RAMLILA GROUND, BAHERI, DISTRICT – BAREILLY, UTTAR PRADESH

**BAHRAICH**

1393. ANAND MOTORS (1301-SZ-05), LUCKNOW ROAD,BEHRAICH,UTTAR PRADESH  
PH :+91-7860786161.

**BAKSHI KA TALAB**

1394. BRIGHT 4 WHEELS SALES PVT. LTD. (1305-II-04), PLOT NO: 57 TO 60, KAUSHALABAD, BADHAULI BKT, PARGANA MOHANNA, SITAPUR ROAD, BAKSHI KA TALAB, LUCKNOW  
PH :+91-9838075960,9628370601.

**BALLIA**

1395. DEEP MOTORS (K501-BA-02), MAIDEYPUR, RAJDHANI ROAD, BALLIA  
PH :+91-9838072917.

**BALRAMPUR**

1396. ANAND MOTOR AGENCIES LTD. (XB01-XB-01), NEAR BALRAMPUR CHINI MILLS, GONDA ROAD,BALRAMPUR-UTTAR PRADESH  
PH :05263-232144.

**BANDA**

1397. MY CAR PVT. LTD. (2803-KV-03), KALUKUAN, TINDWARI ROAD, BANDA - 210001  
PH :+91-9839029868.

**BARABANKI**

1398. BRIGHT 4 WHEELS (1305-6A-03), VILL. DHARSANIA, LUCKNOW ROAD, NAWABGANJ, BARABANKI  
PH :+91-9838075960.

**BARAUT**

1399. RAJ SNEH AUTO INDIA PVT LTD (4803-LL-04), DELHI SAHARANPUR ROAD, OPP.POLICE CHECK POST, NEAR VERDHMAN -DHARAM KANTA, BARAUT - 250611  
PH :+91-9837581179.

**BAREILLY**

1400. CORAL MOTORS (P) LTD. (5602-56-01), STATION ROAD, BAREILLY - 243001  
PH :0581-559191.
1401. CORAL MOTORS (P) LTD. (5602-56-03), PILIBHIT BYE PASS ROAD, EXECUTIVE CLUB CROSSING, BAREILLY, UTTAR PRADESH - 243002  
PH :0581-2554922.
1402. KAVISHA MOTORS PVT. LTD. (5601-56-01), 4TH KM, RAMPUR ROAD, CLUTTER BUCKGANJ, BAREILLY - 243502  
PH :0581-480404,5,6,7,8.

**BASTI**

1403. SMARTWHEELS PVT. LTD. (7201-6B-05), MANORI CHAURAH, DUMARIYA GANJ ROAD, BASTI - 270002  
PH :05542-266294.

**BHADOHI**

1404. VARANASI MOTORS PVT. LTD. (8402-TT-02), VARNASI ROAD, BHADOHI  
PH :+91-9838360662.

**BIJNOR**

1405. RAJ SNEH AUTO INDIA PVT LTD (4803-6D-03), PLOT NO. CFC INDUSTRIAL AREA, OPPOSITE SUGAR MILL, NAGINA ROAD, BIJNORE - 246701  
PH :01342-246701.

**BUDAUN**

1406. CORAL MOTORS (P) LTD. (5602-NF-04), PLOT NO.- 72, BAREILY-MATHURA HIGHWAY, BUDAUN, UTTAR PRADESH  
PH :+91-9837891846.

**BULANDSHAHR**

1407. ROHAN MOTORS LTD. (T201-M5-02), PLOT NO-561, M.T. VILLAGE AKBARPUR, OPP. PANDIT PETROL PUMP, BULANDSAHAR, UTTAR PRADESH - 203001  
PH :+91-9758418546.

**CHANDSAUI**

**DEALER WORKSHOP (AS ON 01.08.2016)**

1408. AKANKSHA AUTOMOBILES PVT. LTD.  
(XA01-XA-01), AZAD ROAD, NEAR ROADWAYS,  
CHANDAUSI (BHEEM NAGAR)  
PH :-254111.

**DEOBAND**

1409. ATIELIER AUTOMOBILES (XK01-XK-01),  
OPPOSITE CIVIL COURT, MUZZAFARNAGAR  
HIGHWAY, DEOBAND

**ETAH**

1410. MADHUSUDAN VEHICLES PRIVATE LTD.  
(XG01-XG-01), 472 ASROLI, GT ROAD, ETAH  
PH :-91-9837097894.

**ETAWAH**

1411. KULDEEP MOTORS (6E01-6E-01), PAKKA BAGH,  
KANPUR ROAD, ETAWAH - 206001  
PH :05688-257029.

**FAIZABAD**

1412. SMARTWHEELS PVT. LTD. (7201-F5-02),  
SAHADAT GANJ, LUCKNOW ROAD, FAIZABAD,  
UTTAR PRADESH. - 224001  
PH :05278-309333.

**FARRUKHABAD**

1413. MY CAR PVT. LTD. (2803-TS-04), NEKPUR  
KALAN, FARRUKHABAD  
PH :91-9839029868, 0512-3067601.

**FATEHABAD**

1414. KTL PVT LTD (BLQ1-BLQ-01), KHASRA NO.  
730/731, GRAM MAUJA, MADAYNA SIKRARA  
MODE, FATEHABAD, DISTRICT – AGRA, UTTAR  
PRADESH - 283111  
PH :08449715063.

**FATEHPUR**

1415. KTL PVT. LTD. (2801-TM-04), NH-2, OPP. RTO  
OFFICE, KANPUR ROAD, FATEHPUR  
PH :-91-7408409304.

**FEROZABAD**

1416. MADHUSUDAN VEHICLES PRIVATE LTD  
(DF01-DF-01), 746, ALI NAGAR KEJRA , NEAR  
RAJA KA TAL CROSSING, NH 2, FEROZABAD -  
283203  
PH :05612-9690003035.

**GAJRAULA**

1417. AKANKSHA AUTOMOBILES PVT. LTD.  
(XD01-XD-01), JHANAKPURI OPPOSITE  
RELIANCE PETROL PUMP, DELHI ROAD,  
GAJRAULA  
PH :-91-9897069329.

**GHAZIABAD**

1418. ROHAN MOTORS LTD. (5904-59-01), 432  
MUKAND NAGAR, G.T.ROAD, GHAZIABAD -  
201001  
PH :0120-4375182,4730717, 4730176, 4734218.

1419. ROHAN MOTORS (5904-59-02), PLOT NO.46,  
MEERUT-DELHI ROAD, MORTA, GHAZIABAD -  
201102  
PH :0120-.

1420. REGENT AUTOLINKS (P) LTD (5902-59-01),  
A-10/9 INDUSTRIAL AREA, SITE NO 3, MEERUT  
ROAD, GHAZIABAD  
PH :0120-2706034-37, 0120-4641900,911,904.

**GHAZIPUR**

1421. AGR AUTOMOBILES PVT. LTD. (8403-KT-03),  
RKBK PETROL PUMP, NEAR BANSI BAZAR,  
GAZIPUR - 2333001  
PH :0542-2361136.

**GONDA**

1422. SMARTWHEELS PVT. LTD. (7201-FZ-07), JANKI  
NAGAR, OPP INDIAN OIL DEPOT, BAHRAICH  
ROAD, GONDA, UTTAR PRADESH,  
PH :-233598.

**GORAKHPUR**

1423. SMARTWHEELS PVT. LTD. (7201-72-01),  
MOHADDIPUR, (NEAR RAMGARH TAL),  
GORAKHPUR (U.P.)  
PH :-2200267, 3090906.

1424. SMARTWHEELS PVT. LTD. (7201-72-06), NEAR T  
B HOSPITAL, LACHCHIPUR, NEPAL ROAD,  
GORAKHPUR - 273012  
PH :0551-3090906.

1425. SMARTWHEELS PVT. LTD. (7201-72-09), PLOT  
NO.AL-4, SECTOR-9, GIDA, GORAKHPUR.  
PH :09235401004.

**GREATER NOIDA**

1426. ROHAN MOTORS LTD. (T201-T2-01), 63-A,  
UDYOG VIHAR, GREATER NOIDA, UTTER  
PRADESH  
PH :0120-4513739,40,09,01, 2560564, 2569984-85,  
3092597.

**HAMIRPUR**

1427. KTL LTD. (QH01-QH-01), VILLAGE  
RAMEDI,KANPUR ROAD, HAMIRPUR  
PH :-91-7408409304,9235443403.

**HAPUR**

1428. ROHAN MOTORS (6G01-6G-01), DELHI-HAPUR  
ROAD, OPPOSITE SSV INTERCOLLEGE,HAPUR,  
DISTRICT- GHAZIABAD  
PH :-+11222313203.

**HARDOI**

1429. CONCEPT CARS PVT. LTD. (0E01-0E-01),  
NANAK GANJ, LUCKNOW ROAD, HARDOI  
PH :-91-9792971496.

**HATHRAS**

1430. DEV MOTORS (P) LTD (B601-LP-03), NAER  
NAGLA UMMED, ALIGARH ROAD, HATHRAS  
PH :-91-9917435500.

**JAGDISHPUR**

1431. BRIGHT 4 WHEELS SALES PVT. LTD.  
(XC01-XC-01),  
KATHORA,MUSAFIRKHANA,LUCKNOW/  
SULTANPUR ROAD,JAGDISPUR-UTTAR  
PRADESH - 227817  
PH :9721526961 , 9628374814.

**JAUNPUR**

1432. KIRTIKUNJ AUTOMOBILES PVT. LTD.  
(6H01-6H-01), KHANPUR AKBAR, KUTTUPUR  
TIRAHA - 222001  
PH :-91-9554951026.

**JHANSI**

1433. SURI AUTOMOBILES (6001-60-01), 362/1 NEHRU  
MARG, CIVIL LINES, JHANSI - 284001  
PH :-330844.

**KANNAUJ**

1434. KTL PVT. LTD. (2801-EM-05), PLOT NO. - 377,  
AKBARPUR, KANNAUJ  
PH :-91-7408409304.

**KANPUR**

1435. S B CARS PVT.LTD (2806-28-01), 77B ,  
FAZALGANZ, KANPUR - 208012  
PH :0512-3067601.

1436. S B CARS PVT.LTD (2806-28-05), 1/6-7  
AMBEDKAR PURAM, AWAS VIKASH,  
KALYANPUR, KANPUR - 208017  
PH :-91-7408430365.

1437. MY CAR PVT. LTD. (2803-28-01), 84/54 C, JARIB  
CHOWKI ,G.T. ROAD, KANPUR - 208003  
PH :0512-3988833.

1438. MY CAR PVT. LTD. (2803-28-02), C-16, SITE-1,  
PANKI INDUSTRIAL AREA, KANPUR  
PH :0512-2691756.

1439. MY CAR PVT. LTD. (2803-28-05), 88, BLOCK-T,  
GAZALGANJ, KANPUR  
PH :-91-9839029868.

1440. KTL PVT. LTD. (2801-28-01), 9/46, BENAJBHABAR  
ROAD, HARSH NAGAR, KANPUR - 208002  
PH :0512-290459.

1441. KTL PVT. LTD. (2801-28-02), SHVAATRA  
KRISHNA NAGAR, G T ROAD, KANPUR - 208007  
PH :0512-401390.

**KAUSHAMBI**

1442. GREENLAND MOTORS (AYA1-AYA-01), OPP.  
NAVEEN SAMITI MANDI STHAL, MANJHANPUR,  
KAUSAMBI  
PH :9919202043 , 9838107762.

**LAKHIMPUR**

1443. SUMITRA DS MOTORS PVT LTD (W201-M3-02),  
GATA NO. 66, LRP ROAD, TOWARDS GOLA,  
LAKHIMPUR KHERI - 242001  
PH :-262563/4/5.

**LALITPUR**

1444. SURI AUTOMOBILES (6001-6J-03), JAHANSI  
SAGAR ROAD, LALITPUR  
PH :-91-9451496015.

**LUCKNOW**

1445. ONE UP MOTORS INDIA PVT. LTD. (1306-13-01),  
C-16A,TRANSPORT NAGAR,KANPUR ROAD,  
LUCKNOW, KANPUR ROAD, LUCKNOW/  
PH :-91-9918100801.

1446. ONE UP MOTORS INDIA PVT. LTD. (1306-13-03),  
CHHANNILAL CROSSING, MANDIR MARG,  
LUCKNOW  
PH :-91-9839015046.

1447. ONEUP MOTORS INDIA PVT. LTD. (1306-13-04),  
PLOT NO. 1/5, PATRAKARPURAM ROAD,  
VINEET KHAND, GOMTI NAGAR – 226 010,  
LUCKNOW, UTTAR PRADESH  
PH :0522-4943666 , 9918100291.

1448. BRIGHT 4 WHEEL SALES PVT. LTD.  
(1305-13-01), 11/CP- 6, VIKAS NAGAR, RING  
ROAD, LUCKNOW - 226022  
PH :0522-2739501.

1449. BRIGHT 4 WHEEL SALES PVT. LTD.  
(1305-13-02), PARGANNA MOHANNA, STP  
ROAD, CHATMEEL, LUCKNOW  
PH :-91-9838075960.

1450. KTL LIMITED (1302-13-02), MATIYARI  
CHAURAHA, CHINNHAT, FAIZABAD ROAD,  
LUCKNOW - 227105  
PH :0522-315301.

1451. KTL LIMITED (1302-13-03), INDRA NAGAR, OPP.  
HALFAIZABAD ROAD, LUCKNOW, UTTAR  
PRADESH  
PH :0522-2340183,86.

1452. KTL LIMITED (1302-13-04), BEHIND N S KOHLI  
PETROL PUMP, SARDARI KHEDA, KANPUR  
ROAD, ALAMBAGH, LUCKNOW  
PH :-91-9918451222.

1453. ANAND MOTOR AGENCIES LTD. (1301-13-01),  
11TH KMS, FAIZABAD ROAD, CHINHAT,  
LUCKNOW - 227105  
PH :0522-315791, 315792, 315000, 7080000469.

1454. ANAND MOTOR AGENCIES LTD. (1301-13-02),  
47, NEHRU ROAD, SADAR BAZAR, LUCKNOW  
PH :0522-3098257, 7080000463.

1455. ANAND MOTOR AGENCIES LTD. (1301-13-04),  
G-3, LDA MARKET, ALIGANJ, LUCKNOW  
PH :0522 - 4103406/407/408, 7080000464.

**MAHARAJGANJ**

1456. SMARTWHEELS PVT. LTD. (EI01-EI-01), NEAR  
PHARENDA TAXI STAND, NAHAR ROAD, PIPAR  
DEORA, MAHARAJGANJ, DIST. MAHARAJGANJ,  
UTTAR PRADESH. - 273303

**MAHMUDABAD**

**DEALER WORKSHOP (AS ON 01.08.2016)**

1457. CONCEPT CARS PVT. LTD. (AAN1-AAN-01), IN FRONT OF POWER HOUSE, SIDAULI ROAD, MAHMOODABAD (U.P.) - 261203  
PH :05864-253893.

**MAHOBA**

1458. SURI AUTOMOBILES (6001-RM-02), NEAR PARMANAND CHOWK, GANDHINAGAR, MAHOBA, UTTAR PRADESH,  
PH :05281-244344, 9451496015.

**MAINPURI**

1459. KULDEEP MOTORS (6E01-SG-02), SKP-4A, MAINPURI  
PH :+91-9235258444.

**MALIHABAD**

1460. ONE UP MOTORS INDIA PVT. LTD. (BOD1-BOD-01), KHASRA NO. 326/1 AND 327, VILLAGE PARGANA, TEHSIL – MALIHABAD, DISTRICT – LUCKNOW, UTTAR PRADESH.  
PH :9918100781.

**MATHURA**

1461. UMA MOTORS PVT. LTD. (H801-H8-01), 68, MAHOLI,NEAR JAI GURUDEV TEMPLE, NH-2, KM STONE 146, MATHURA - 281004  
PH :0565-2463043/ 6290700.

**MEERUT**

1462. RAJ SNEH AUTO INDIA PVT LTD (4803-48-01), 210, DELHI ROAD, NEAR AMAR UJALA, MEERUT - 250001  
PH :0121-2408038.  
1463. RAJ SNEH AUTO INDIA PVT LTD (4803-48-02), GARH ROAD, OPP. PURI PETROL PUMP, MEERUT, UTTARPRADESH - 250003  
PH :121-2408031-35.  
1464. RAJSNEH AUTO INDIS PVT. LTD. (4803-48-05), NEAR TAKSHILA COLONY, OPP. MEDICAL COLLEGE, GARH ROAD, MEERUT  
1465. RAJ SNEH AUTO INDIA (P) LTD (4803-48-06), OPP. KONARK COLONY, NEAR RAJMANDIR MANDAP, ROORKEE ROAD, MEERUT (U.P.) - 250002  
PH :0121-2575787, 2575797.  
1466. TANYA MOTORS (4802-48-01), 35 CHIPPI TANK, BEGUM BRIDGE ROAD, MEERUT - 250001  
PH :0121-4020006, 648829.  
1467. TANYA MOTORS (4802-48-03), 40, NAUCHANDI GROUND, MEERUT - 250001  
PH :0121-4026208, 2658008, 09, 10.

**MIRZAPUR**

1468. AGR AUTOMOBILES PVT. LTD. (8403-6K-02), CHUNNAR ROAD, NEAR HERO HONDA AGENCY, BHARUHANA, MIRZAPUR - 231001  
PH :05442-222426.

**MODINAGAR**

1469. MOTORCRAFT SALES PVT. LTD. (5903-M7-02), OPPOSITE SONIA ENCLAVE, ADJACENT SUMAN CINEMA, NH-58, MODINAGAR  
PH :01232 -244001,9219444550.

**MORADABAD**

1470. AKANKSHA AUTOMOBILES PVT. LTD. (B401-B4-01), DELHI ROAD, 5TH.KM, MORADABAD (U.P.)  
PH :0591-2485111,2480888, 2487722.  
1471. AKANKSHA AUTOMOBILES PVT. LTD. (B401-B4-03), 5TH KM DELHI ROAD, MORADABAD - 244001  
PH :+91- 9219404041.

**MUZAFFARNAGAR**

1472. RADHA GOVIND (H903-H9-01), NH -58 ,121 KM STONE, BY-PASS ROAD, NEAR TRANSPORT NAGAR, MUZAFFARNAGAR  
PH :+91-9412210301.

**NAUGARH**

1473. SMARTWHEELS PVT. LTD. (QG01-QG-01), NEAR PAKARI CHAURAH, NAUGARH ROAD, SIDDHARTHANAGAR  
PH :0512-3067601.

**NOIDA**

1474. FAIR DEAL CARS PVT. LTD. (A103-A1-01), D-39, SEC-10, NOIDA - 201301  
PH :0120-4747300, 301.  
1475. ROHAN MOTORS LTD. (A102-A1-01), C-8/9, SECTOR - I, NOIDA - 201301  
PH :0120-4071900, 209,31,32,2529407, 2530535, 2539297, 2556663.  
1476. ROHAN MOTORS LTD. (A102-A1-02), C-11, SECTOR-1, NOIDA, UTTAR PRADESH - 201301  
PH :0120- 4071900, 209,31,32..  
1477. VIPUL MOTORS LTD. (A101-A1-02), B-125, SECTOR – 5, NOIDA, UTTAR PRADESH  
1478. MOTORCRAFT SALES PVT. LTD. (5903-A1-03), D-39, SECTOR-10, NOIDA-201301

**ORAI**

1479. S B CARS PVT.LTD (2806-LU-02), KANPUR ROAD, ORAI  
PH :+91-9307219303.

**PILIBHIT**

1480. CORAL MOTORS (P) LTD. (IL01-IL-01), BISALPUR ROAD, PILIBHIT, U.P.  
PH :+91-9837891846.

**PRATAPGARH**

1481. GREENLAND MOTORS (2903-NK-02), PITAI KA PURVA, JOGAPUR, ALLAHABAD ROAD, PRATAPGARH  
PH :+91-9838075757.

**RAIBAREILLY**

1482. KTL LIMITED (1302-HS-05), PLOT NO. 1550, GULLUPUR, P O KATWARA, HJARCHANDRAPUR, RAIBAREILLY  
PH :+91-937177411,415.

**RAMNAGAR**

1483. NAINITAL MOTORS PVT. LTD. (XM01-XM-01), BASAI, KASIPUR ROAD, RAMNAGER - 244137  
PH :05947-282013.

**RAMPUR**

1484. AKANKSHA AUTOMOBILES PVT. LTD. (B401-6L-02), JUDGES ROAD, RAMPUR, UTTAR PRADESH - 244901  
PH :+91-9219415225.

**SAHARANPUR**

1485. ATELIER AUTOMOBILES PVT. LTD. (S202-S2-01), NEAR BARI NAHAR, AMBALA ROAD  
PH :0173-2395001.

**SAHIBABAD**

1486. FAIR DEAL CARS PVT. LTD. (08A5-M9-01), 12/67 SITE 4, INDUSTRIAL AREA, SAHIBABAD, GHAZIABAD - 110095  
PH :-0120-4740409/102/436.  
1487. MARKETING TIMES AUTOMOBILES PVT LTD (0887-M9-02), PLOT NO. 509 & 511, WAZIRABAD LONI ROAD , OPP. SHALIMAR GARDEN, SAHIBABAD DISTT GHAZIABAD,U.P. - 201005  
1488. T.R. SAWHNEY MOTORS PVT LTD (0819-M9-03), 28/1/1, SITE-IV, SAHIBABAD INDUSTRIAL AREA,DISTT- GHAZIHABAD, UTTAR PRADESH  
PH :011-204753300, 9811020333.  
1489. MOTORCRAFT SALES PVT. LTD. (5903-M9-01), S-7 SITE-IV, SAHIBABAD INDUSTRIAL AREA, NEAR DABUR CHOWK, SAHIBABAD  
PH :0120-4172222 / 4102222.

**SAMBHAL**

1490. AKANKSHA AUTOMOBILES PVT. LTD. (BBP1-BBP-01), PLOT NO. 303, NEAR TAJ MILK FACTORY, MORADABAD SAMBHAL ROAD, SAMBHAL, UTTAR PRADESH  
PH :0592-3232400.

**SANDILA**

1491. CONCEPT CARS PVT. LTD. (WY01-WY-01), NEAR PUNJAB NATIONAL BANK, LUCKNOW ROAD, SUMBABAGH, SANDILA - 241204  
PH :05854-270001.

**SHAHABAD**

1492. CONCEPT CARS PVT. LTD. (AAX1-AA-X-01), VILLAGE MUJAGADH, SHAHABAD  
PH :+91-9151783146.

**SHAHJAHANPUR**

1493. SUMITRA DS MOTORS PVT LTD (W201-W2-01), SITAPUR ROAD, NH-24, SHAHJAHANPUR - 242001  
PH :05842-220333, 233909.

**SHAMLI**

1494. RADHA GOVIND AUTOMOBILES PVT. LTD. (XJ01-XJ-01), KHERI KARMU, OPPOSITE POWER HOUSE, PANIPAT-KAJRANA ROAD, SHAMLI UTTAR PRADESH - 247776  
PH :1398-244571, 244572-73.

**SHIKOHABAD**

1495. MADHUSUDAN VEHICLES PRIVATE LTD. (XH01-XH-01), 2508, KATRA MIRA, MAHAMMABAD, OPP PROFESSOR COLONY, NH 2, BYE PASS ROAD, SHIKOHABAD, DISTT: FIROZABAD,UTTAR PRADESH  
PH :+91-9837097894,9690003001.

**SITAPUR**

1496. CONCEPT CARS PVT. LTD. (QE01-6M-02), LUCKNOW-DELHI ROAD, NH-24, VILLAGE JAMMAYAPUR, SITAPUR  
PH :+91-9161284000.

**SULTANPUR**

1497. KIRTIKUNJ AUTOMOBILES PVT. LTD. (N101-N1-01), SHAURYAMAU, MIRANPUR, VARANSI-LUCKNOW HIGHWAY, NH-56 (FAIZABAD BYPASS) SULTANPUR  
PH :05362-227760 , 220107.

**THAKURDWARA**

1498. AKANKSHA AUTOMOBILES PVT. LTD. (KO01-KO-01), 2 KM. MORADABAD ROAD, NEAR JEETA KA DHABA, SAHAB GANJ (MUNSHI GANJ), THAKURDWARA, DISTT. MBD. UTTAR PRADESH - 244601  
PH :7895980519.

**UNCHAHR**

1499. KTL PVT. LTD. (1302-IH-06), ALLAHABAD LUCKNOW ROAD, NEAR PURANA PETROL PUMP, WARD NO. 5, SALON, UNCHAHR, DISTT: RAIBARELI  
PH :+91-9451133838.

**UNNAO**

1500. S B CARS (2806-KL-04), HUSSAIN NAGAR BYPASS,KANPUR-LUCKNOW HIGHWAY ROAD, UNNAO,U.P.  
PH :5153-202445,9839811711.

**VARANASI**

1501. AGR AUTOMOBILES PVT. LTD. (8403-84-01), B-38/2A, MAHMOORGANJ, GOPAL VIHAR, VARANASI - 221010  
PH :0542-2360436.

1502. VARANASI MOTORS PVT. LTD. (8402-84-01),  
THE MALL, CANTONMENT, VARANASI - 221001  
PH :0542-2509068, 2509069.

## UTTARAKHAND

### ALMORA

1503. NAINITAL MOTORS PVT. LTD. (J603-SQ-04),  
PAWAR BHAWAN, JOSHI KHOLA RAJPURA,  
PITHRAGARH ROAD, ALMORA  
PH :+91-9639016895.

### BAGESHWAR

1504. NAINITAL MOTORS PVT. LTD. (J603-8I-05),  
KAPKOT ROAD, BAGESHWAR - 263642  
PH :+91-9639016895.

### CHAMPAWAT

1505. AKANKSHA AUTOMOBILES (RUDRAPUR) PVT.  
LTD. (U403-SF-03), TANAKPUR LOHAGHAT  
ROAD, CHAMPAWAT, UTTARAKHAND  
PH :05965 - 230033.

### DEHRADUN

1506. FUTURE AUTO WHEELS PVT.LTD (5706-57-01),  
KHASRA NO. 8KHA, MOHABEWALA  
INDUSTRIAL AREA, DEHRADUN,  
PH :0129 -4271800.  
1507. D.D. MOTORS (5704-57-01), 918/221, PATEL  
NAGAR, INDUSTRIAL AREA, DEHRADUN  
PH :0135-2745330, 31, 32.  
1508. ROHAN MOTORS LTD. (5702-57-01), 130/1  
CHAKRATA ROAD, YAMUNA COLONY,  
DEHRADUN - 248001  
PH :0135-2530955, 624519, 626097.  
1509. ROHAN MOTORS LTD. (5702-57-02), 257/2, GMS  
ROAD,VILL. NIRANJANPUR, ADJ TO KAMLA  
PALACE, DEHRADUN - 248001  
PH :0135-2720342/43/44.

### GOPESHWAR

1510. ROHAN MOTORS LTD. (5702-MV-03), CHOTA,  
MANDAL ROAD, NEAR FOREST GATE,  
GOPESHWAR - 131028  
PH :-01372-251572.

### HALDWANI

1511. NAINITAL MOTORS PVT. LTD. (J603-J6-01),  
VILLAGE JEETPUR NEGY, 5TH KM RAMPUR  
ROAD, HALDWANI - 263139  
PH :+91-9639016895.  
1512. NAINITAL MOTORS PVT. LTD. (J603-J6-02),  
KALA DUNGI, NEAR ABDULLAH PETROL PUMP,  
HALDWANI  
PH :+91-9639016895.

### HARIDWAR

1513. SHAKUMBARI AUTOMOBILES (P) LTD  
(6N02-6N-01), E-5/6, INDUSTRIAL AREA,  
HARIDWAR - 249407  
PH :01334-310676, 321432.

### KASHIPUR

1514. AKANKSHA AUTOMOBILES (RUDRAPUR) PVT.  
LTD. (U403-DG-02), BAZPUR ROAD, KASHIPUR -  
244713  
PH :+91-9219408725.

### KHATIMA

1515. AKANKSHA AUTOMOBILES (RUDRAPUR) PVT.  
LTD. (XL01-XL-01), VILLAGE: KHETAL SANDA  
KHAM (SAL BHOJI NO.3, OPP. FOREST  
CORPORATION) PILUBHIT ROAD,  
KHATIMA,UDHAM SINGH NAGAR,  
UTTARAKHAND - 262308

### KOTDWAR

1516. SHAKUMBARI AUTOMOBILES (P) LTD  
(6N02-2I-02), PLOT NO.23 & 30 INDUSTRIAL  
ESTATE, SITABPUR, KOTDWAR, DIS. PAURI  
(GARHWAL), UTTRAKHAND - 249001

### PITHORAGARH

1517. NAINITAL MOTORS PVT. LTD. (J603-NM-03),  
VILLAGE PANDA, ODSAINI, DHARCHULA ROAD,  
PITHORAGARH  
PH :+91-9639016895.

### RANIKHET

1518. NAINITAL MOTORS PVT. LTD. (AXA1-AXA-01),  
GANYADYOLI, NEAR DRUG FACTORY,  
RANIKHET DISTT. ALMORA (UTTARAKHAND)  
PH :05962-230254.

### RISHIKESH

1519. FUTURE AUTO WHEELS (AAS1-AAS-01), 640,  
LAXMAN JHULA ROAD, RISHIKESH. DISTT.  
DEHRADUN, UTTARAKHAND - 249201  
PH :0135-2432387.

### ROORKEE

1520. SHAKUMBARI AUTOMOBILES (P) LTD  
(H201-H2-01), 3RD KM STONE, DELHI-ROORKEE  
HIGHWAY, NEAR IOC PETROL BUNK, ROORKEE  
DISTT HARIDWAR  
PH :01332-326160, 72267, 76216.

### RUDRAPRAYAG

1521. ROHAN MOTORS (IK01-IK-01),  
GULABRAI-BADRINATH ROAD, RUDRAPRAYAG  
- 246171  
PH :01364-233118.

### RUDRAPUR

1522. AKANKSHA AUTOMOBILES (RUDRAPUR) PVT.  
LTD. (U403-U4-01), KICHHA BYE PASS ROAD,  
INDUSTRIAL AREA, RUDRAPUR - 263153  
PH :05944-247203.

### SITARGANJ

1523. AKANKSHA AUTOMOBILES (RUDRAPUR) PVT.  
LTD. (CD01-CD-01), PLOT NO.228/5 AND 228/6  
KHATIMA ROAD, SITARGANJ, DISTT -  
RUDRAPUR, UTTARAKHAND.

### SRINAGAR

1524. SHAKUMBARI AUTOMOBILES (ANA1-ANA-01),  
SRICOT GANAGANALI , NEAR MEDICAL  
COLLEGE, PO- SRICOT, SRINAGAR - 246174  
PH :01346-244571,244572-73.

### TEHRI

1525. D.D. MOTORS (5704-SP-02), PLOT NO. 541,  
SECTOR-8E, DISTT. - NEW TEHRI  
PH :01376-233144.

## WEST BENGAL

### ASANSOL

1526. BEEKAY AUTO PVT LTD (F601-F6-01), CHANDA  
MORE, N.H. -2, ASANSOL,  
PH :2344030/31/2343978, 9932049425.

### BAHRAMPUR

1527. BEEKAY AUTO PVT LTD (T301-DJ-02),  
BOKULTALA (PASCHIM GAMINI), NH-34,  
BAHARAMPUR, DISTT. MURSHIDABAD. - 742101  
PH :03482-267340.

### BANKURA

1528. BHANDARI AUTOMOBILES LTD. (G701-6Q-02),  
PLOT NO.-156, KH NO.-173, MITHILA MOUZA,  
AT/PO-BANKURA (WB) - 722101  
PH :034242-256766.

### BARASAT

1529. PREMIER CAR WORLD PVT. LTD. (XZ03-XZ-01),  
R.S DAG NO. 512 AND PARTY IN DAG NO. 513,  
MOUZA-KHILKAPUR, P.O BARASAT, POLICE  
STATION: DUTTA PUKUR, TOUZI NO. 146, J.L  
NO. 4, DISTRICT – NORTH 24 PARGANAS, WEST  
BENGAL  
PH :+91-8420122407.

### BARSUNDARA

1530. BHANDARI AUTOMOBILES PVT LTD  
(G701-BJW-05), PLOT NO. 610, BARSUNDARA,  
ISHWARDAHA, JALPAI, P.S. BHAWANIPUR,  
EAST MIDNAPORE. WEST BENGAL - 721654  
PH :+91-9933055539.

### BARUIPUR

1531. ONE AUTO PVT LTD (ACA1-ACA-01),  
MAHENDRA NIKETAN, KHASH MALLICK, P.O.  
SOUTH GOBINDAPUR, P.S.- BARUIPUR, DISTT.  
SOUTH 24 PARGANAS, WEST KOLKATA (WEST  
BENGAL) - 700145  
PH :+91-8584018013.

### BASIRHAT

## DEALER WORKSHOP (AS ON 01.08.2016)

1532. BHANDARI AUTOMOBILES LTD. (X701-0D-03),  
RAGHUNATHPUR, TALKI ROAD, BASIRHAT NR.  
INDIAN PERTOL PUMP, NORTH-24 PARGANAS. -  
743428  
PH :03217-249192, 249194.

### BISHNUPUR

1533. BHANDARI AUTOMOBILES PVT. LTD.  
(AAG1-AAG-01), STATION ROAD, P.O+P.S-  
BISHNUPUR, DIST: BANKURA, WEST BENGAL -  
722122  
PH :+91-9933055539.

### BOLPUR

1534. SWG- (A UNIT OFSAI NATH AUTO LINKS PVT.  
LTD) (4402-TC-03), KABI JOYDEB ROAD, NEAR  
BOLPUR BY PASS, BOLPUR, DIST: BIRBHUM  
PH :03463-252577, 252777.

### BUDGE BUDGE

1535. ONE AUTO PVT. LTD. (BAV1-BAV-01), MAHESH  
TALA, NEAR DAKGHAR KALIMANDIR, BUDGE  
BUDGE TRUNK ROAD, DAKGHAR, WARD NO.  
22, POLICE STATION-MAHESHTALA, WEST  
BENGAL - 700141  
PH :+91-8335050357/8442830001.

### BURDWAN

1536. BEEKAY AUTO PVT LTD (T301-T3-03), NH-2,  
PAMRA VILLAGE ROAD, CHANDNI MORE,  
SATTAR MILE, BURDWAN, WEST BENGAL -  
713101  
PH :+91-9932049454.

### C K ROAD

1537. BHANDARI AUTOMOBILES PVT. LTD.  
(D001-D0-01), P.O-SAT BANKURA, PS:GARBETA,  
CHANDRAKONA ROAD, DIST. PASCHIM  
MIDNAPORE, WEST BENGAL - 721252  
PH :+91-9933055539.

### CONTAI

1538. BHANDARI AUTOMOBILES LTD. (G701-GV-03),  
SERPUR BAMUNBAR,P O- MARISHDA, NEAR  
MECHEDA BYPASS, CONTAI, WEST BENGAL -  
721401  
PH :03220-254572.

### DARJEELING

1539. BEEKAY AUTO PVT LTD (4301-6U-05), MERRY  
VILLA, DARJEELING, DISTRICT-DARJEELING. -  
734101  
PH :+91-9233539579.

### DURGAPUR

1540. SWG- (A UNIT OFSAI NATH AUTO LINKS PVT.  
LTD) (4402-44-01), PLOT NO-743, MAUZA  
FRIDPUR, BURDWAN, DURGAPUR  
PH :0343-2547777, 9233500277.

### GHATAL



**DEALER WORKSHOP (AS ON 01.08.2016)**

1541. BHANDARI AUTOMOBILES (AAD1-AAD-01), VILL. NIMTOLA, P.O. & P.S. DASPUR, GHATAL, WEST MIDNAPORE, WEST BENGAL - 721211  
PH :+91-9933055539.

**HALDIA**

1542. BHANDARI AUTOMOBILES LTD. (G701-SE-04), BALGHASIPUR, BHABANIPUR, PURBA MEDIANPUR, HALDIA - 721657  
PH :+91-8016082344, 9233502421.

**HOWRAH**

1543. BHANDARI AUTOMOBILES LTD. (X701-X7-01), BANKRA THANA, DOMJUR, HOWRAH. - 711403  
PH :033-66137528/18/06.

**JHARGRAM**

1544. BHANDARI AUTOMOBILES PVT. LTD. (BSQ1-BSQ-01), DAG NO.383, KHATAN NO. JL386, WARD NO.11, RAJBATI CAMPUS, JHARGRAM, WEST BENGAL - 721507  
PH :8016087297.

**KALNA**

1545. BEEKAY AUTO PVT LTD (WZ01-WZ-01), KALNA ROAD, NEAR KALNA SUB DIVISIONAL HOSPITAL, KALNA, PO+PS: KALNA, DISTT. BURDWAN, (W.B.) - 713409  
PH :+91-9932251483.

**KALYANI**

1546. STARBURST MOTORS PVT LTD (JU01-UJ-01), KALYANI INDUSTRIAL GROWTH CENTRE, PHASE-III, A-5 (OPP. U I C UDYOG, NEAR: J I S COLLEGE), KALYANI. - 741234  
PH :033-25824139/25824140.

**KHARAGPUR**

1547. BHANDARI AUTOMOBILES LTD. (G701-G7-01), BHANDARI BUILDING, JHAPATAPUR, KHARAGPUR, WEST BENGAL  
PH :03222-755537.

**KOLKATA**

1548. OSL MOTOCORP PVT. LTD. (0616-06-01), 49 DEBENDRA CHANDRA DEY ROAD, LANE BESIDE SILVER SPRING CLUB, E.M. BYE-PASS, KOLKATA  
PH :3369466946, 08697982283.  
1549. ONE AUTO PVT LTD (0614-06-02), 62 EAST TOPSIA ROAD, P.S. TILAJALA, ARUPOTA, KOLKATA, WEST BENGAL - 700105  
PH :033-8442830001.  
1550. ONE AUTO PVT LTD (0614-06-01), JL NO.3, MOUZA-JAGADIPOTA, P.S.SONARPUR, KHEYADAH NO.2, GRAM PANCHAYAT, DISTT. SOUTH 24 PARGANAS.  
PH :+91-8442830001.

1551. SANEI MOTORS PVT LTD (0612-06-01), 16/2 CANAL EAST ROAD, NEAR MANIKTALA POLICE STATION, KOLKATA - 700067  
PH :033-30103043.

1552. SANEI MOTORS PVT LTD (0612-06-02), 235, HATIARA ROAD, SITALATALA, KOLKATA, WEST BENGAL - 700059  
PH :8584050184, 958405071.

1553. PREMIER CARWORLD PVT. LTD. (0611-06-01), AGARPARA JUTE MILL, 28-B.T.ROAD, P.O.: -KAMARHATI, DISTT.-KOLKATA - 700058  
PH :033-66065555/25235910.

1554. BHANDARI AUTOMOBILES PVT. LTD. (0609-06-02), 37, GULAM JILANI KHAN ROAD, KOLKATA - 700039  
PH :+91-9903850402/9830044089.

1555. DEWAR'S GARAGE (0605-06-03), P-27/2, TARATALA ROAD, KOLKATA - 700088  
PH :033-24010011, 8584015273.

1556. DEWAR'S GARAGE (0605-06-01), (PROP. DELTA INTERNATIONAL LTD.), 14 BRITISH INDIAN STREET, CALCUTTA - 700069  
PH :033-2483397.

1557. AUTO HITECH PRIVATE LIMITED (0604-06-01), 34-A. C.N. ROY ROAD, KOLKATA,  
PH :40218200, 8231/8222/8262.

1558. MACHINO TECHNO SALES LTD. (0601-06-01), 21/1 DARGA ROAD, (PARK CIRCUS), CALCUTTA - 700017  
PH :30285317/18/16/12/15, 8272981466.  
1559. MACHINO TECHNO SALES LTD. (0601-06-02), 48 A, TARATALA ROAD, KOLKATA - 700086  
PH :033-24913755, 24913993.

**KRISHNANAGAR**

1560. BHANDARI AUTOMOBILES LTD. (X701-GS-02), PLOT NO.-1874, MOUZA-GOBINDSARAK, J.K. NO. 94, PS-KOTWAL, OLD WARD NO. 20, LAL MOHAN GHOSH ROAD, KRISHNANAGAR  
PH :03472-223587.

**MAHESHTALA**

1561. BHANDARI AUTOMOBILES (0609-06-01), BUDGE BUDGE TRUNK ROAD, NEW GOPALPUR, SARKARPOOL, MAHESHTALA, DISTT. SOUTH 24 PARGANAS, WEST BENGAL  
PH :033-64995331/2.

**MALDA**

1562. J.K. WHEELS PVT LTD (L801-L8-01), GABGACHHI, N.H. 34, MALDA - 732103  
PH :03512-258884, 266379.

**NAIHATI**

1563. PREMIER CAR WORLD PVT. LTD. (YD01-YD-01), P.O. BHATPARA, GRAM-MUKTARPUR, P.S. - JAGATDAL, DIST-24 PGS (N), NAIHATI-743123 (WB)  
PH :+91-8420122451.

**PURULIA**

1564. SWG- (A UNIT OFSAI NATH AUTO LINKS PVT. LTD) (4402-6W-02), PO. LAKDA, VILLAGE-DADKA, ON RANCHI ROAD, PURULIA - 723149  
PH :03252-242100.

**RANAGHAT**

1565. STARBURST MOTORS (BBW1-BBW-01), THANA: GANGNAPUR, ADSR OFFICE, 151 NO.MOUZA PATULI, PLOT NO.309, RANAGHAT, DISTT: NADIA - 741238  
PH :8584040215, 8336933447.

**SEORI**

1566. BEEKAY AUTO PVT LTD (F601-KC-02), RAMBADANPUR, NEAR SP MORE, DIST-BIRBHUM, SEORI - 731101  
PH :03462-259055 / 9233503153.

**SILIGURI**

1567. SEVOKE MOTORS PVT. LTD. (4302-43-01), 233, SEVOKE ROAD, 2ND MILE, SILIGURI - 734001  
PH :0353-2545309/12/13.  
1568. BEEKAY AUTO PVT LTD (4301-43-01), NH-31, P.O. MATIGARA, SILIGURI. - 734428  
PH :0353-2002254, 6533554.  
1569. BEEKAY AUTO PVT LTD (4301-43-04), AMAI DIGHI, PHOOL BARI, STATE HIGHWAY -12, SILIGURI  
PH :0353-2568592, 9932049347.

**SREERAMPURE (SREERAMPUR)**

1570. BHANDARI AUTOMOBILES (BBT1-BBT-01), BANGIHATI (MADPUR) DELHI ROAD, SREERAMPUR, DISTT: HOOGHLY, WB - 712203  
PH :033-66137505, 66137585, 9674741544.

**TAMLUK**

1571. BHANDARI AUTOMOBILES PVT. LTD. (OL01-OL-01), MOUZA PADUMBASAN, WARD NO 10, JL NO:144, DISTT: EAST MIDNAPUR, WEST BENGAL - 721636  
PH :+91-9933055539.

**TARAKESHWAR**

1572. SANEI MOTORS (YH01-YH-01), MOUZA BAIDYAPUR, UNDER BALIGORI(1), GRAM PANCHAYET, TARAKESHWAR, DISTT. HOOGLY, WEST BENGAL.  
PH :+91-9836872710.

**ULUBERIA**

1573. BHANDARI AUTOMOBILES (2401-24-01), HOLDING 1242A, BANITABLA, P.O+P.S: ULUBERIA, NH-6, DISTT: HOWRAH, WEST BENGAL - 711316  
PH :+91-8336070344.



**DELHI**

**DELHI**

1. J.J IMPEX (MARUTI SERVICE MASTERS)  
(0883-08-03), PLOT NO. 9, SSI INDUSTRIAL  
ESTATE,G.T. KARNAL ROAD, OPP JAHANGIR  
PURI,NEAR KDR WOOL FACTORY,DELHI -  
110033  
PH :011-40715500, 011-40715501.
2. J.J IMPEX (MARUTI SERVICE MASTERS)  
(0883-08-01), F-39,OKHLA INDUSTRIAL  
AREA,PHASE-II,NEW DELHI - 110020  
PH :011-41612194, 011-40685500.
3. MARUTI SALES & SERVICE(DELHI) (0810-08-01),  
C-119, INDUSTRIAL AREA PHASE-I, NARAINA,  
NEW DELHI - 110028  
PH :011-45541113.

**TAMIL NADU**

**CHENNAI**

4. J.J IMPEX (MARUTI SERVICE MASTERS) (1485-  
-), # 9, (SP) THIR-VI-KA INDUSTRIAL ESTATE,  
GUINDY - 600032  
PH :044-43563366, 044-43563367.

LIST OF MSZ's (AS ON 01.08.2016)

ANDHRA PRADESH

TIRUPATI

1. KOUNDINYA ENTERPRISES (N881-N9-01),  
18-3-60,KT BY PASS ROAD,TIRUPATI - 517501  
PH :0877- 2233051, 2231047.

ARUNACHAL PRADESH

ITANAGAR

2. HIBRO AUTOMOBILES (7581-75-01), D-SECTOR,  
DISTT: PAPUMPARE, ITANAGAR - 791111  
PH :0360-2212843.

ASSAM

BARPETA

3. ROY AUTO ENGINEERING WORKS (7281-72-01),  
POST OFFICE, BARPETA ROAD, MAIN ROAD ,  
WARD NO.-4, ASSAM - 781315  
PH :03666-260346, 9435736788, 9435513348.

DULIAJAN

4. B.S. MOTORS (X881-X8-01), NO. 01,  
BORPOTHAR TINALI, DULIAJAN. - 786602  
PH :0374-2801255.

BIHAR

PATNA

5. CITY AUTO SERVICES (1582-15-01), 9/1,  
PATLIPUTRA INDUSTRIAL ESTATE,  
PATLIPUTRA , PATNA - 800013  
PH :0612-2265916,9334115999.

CHHATTISGARH

RAIGARH

6. SHAKTI AUTOMOBILES (7Y81-7Y-01), ORRISSA  
ROAD, KABIR CHOWK, BANJHIPALI, RAIGARH,  
C.GARH  
PH :+91-9300006496.

DELHI

DELHI

7. A M AUTOMOBILES ( A UNIT OF BLUE BIRD  
ENTERPRISES) (0891-08-01), 189-91,  
LAWRANCE ROAD,,DELHI - 110035  
PH :011-47090000.  
8. GALAXY AUTOMOBILES (0881-08-01), 8  
INDUSTRIAL AREA,TILAK NAGAR,NEW DELHI,  
PH :011-42137017-18.

HARYANA

BALLABGARH

9. ROYAL MOTORS (9R81-9R-01), 21/5, G.T. ROAD,  
BALLABHGARD, DISTT-FARIDABAD  
PH :0129-4271800, 9899242536, 2242536.

MURTHAL

10. MURTHAL AUTO PVT. LTD. (BV81-BV-01), 44  
HSIIDC, MURTHAL  
PH :0130-2482230.

PANCHKULA

11. CARE TAKER (K381-K3-01), PLOT NO. 36,  
INDUSTRIAL AREA, PHASE-2, PANCHKULA  
PH :0172-2592310, 2594310, 5064336.

PANIPAT

12. VIJAY MOTORS (D381-D3-01), PLOT# 136,  
INDUSTRIAL AREA, PHASE-1 - 132103  
PH :180-4001490.

SAHA

13. PUNJAB MOTOR & ENGG WORKS (1881-18-01),  
NH-73, SHAHZADPUR ROAD, SAHA, DISTT.-  
AMBALA  
PH :0171-2822669, 9896402469.

YAMUNANAGAR

14. HIRA MOTOR GARAGE (D281-D2-01), PLOT NO  
46, SHIVAJI PARK, OPPOSITE MADHU PALACE,  
YAMUNANAGAR, HARYANA - 135001  
PH :1732-261937.

HIMACHAL PRADESH

JASSUR

15. CLASSIC MOTOR GARAGE (8H81-8H-01),  
TEHSEEL NOOPUR, KANGRA, JASSUR,  
HIMACHAL PRADESH  
PH :01893-226555.

JAMMU & KASHMIR

SRINAGAR

16. RAHIM MOTORS (1261-12-01), SIDGO  
INDUSTRIAL AREA, RANGRETH, SRINAGAR -  
2441384  
PH :0194-2435909.

JHARKHAND

RANCHI

17. PODDAR MOTOR (P) LTD. (5181-51-01), 47, 48 ,  
KOKAR INDUSTRIAL AREA, RANCHI.  
PH :0651-2544661, 2542650.

KARNATAKA

BANGALORE

18. SOLAR AUTOMOBILES (0202-02-01), NO.6  
ST.JOHN'S ROAD, BANGALORE - 560042  
PH :080-43414341.

KERALA

ERNAKULAM

19. AUTOTEAM SALES & SERVICES PVT.LTD  
(2781-27-01), PIPELINE ROAD, PADIVATTOM,  
COCHIN, ERNAKULAM, COCHIN - 682024  
PH :+91-9747004412.

KOTTARAKARA

20. CHITHIRA AUTOMOBILES (C781-S8-01),  
RAILWAY STATION JUNCTION ,KOTTARAKARA -  
691506  
PH :0474-451114.

PATHNAMTHITTA

21. AGT MOTORS (W881-W8-01), AGT TOWERS,  
PUTHENPEEDI, OMALLUR, PATHANAMTHITTA -  
689640  
PH :0468-2271634.

MADHYA PRADESH

NEEMUCH

22. AUTO SCAN (3T81-3T-01), MHOW  
ROAD,NEEMUCH,MADHYAPRADESH,  
PH :07423-221912.

MAHARASHTRA

AHMEDNAGAR

23. VIJAY AUTOMOBILES (A581-A5-01), OPP. MSEB  
SUB STATION, NAGAR-PUNE ROAD, KEDGAON,  
AHMEDNAGAR - 414005  
PH :0241-2550049.

PUNE

24. MARUTI CARE POINT (1981-19-02), 17/1,  
RAHATANI, AUNDH-CHINCHWAD ROAD, OPP  
PCMC 'D' PRABHAG KARYALAY, NEXT TO HP  
SUBHIKA PETROL PUMP, RAHATNI, PUNE,  
MAHARASHTRA

THANE

25. THANAWALA MOTOR AGENCY (P) LTD  
(3981-39-01), B-31, OPPOSITE ITI,WAGLE  
ESTATE MAIN ROAD,WAGLE ESTATE,THANE -  
400007  
PH :022-25802828.

ORISSA

KEONJHAR

26. KUMAR AUTOMOBILES (7U81-7U-01),  
DHRUPADA, KEONJHAR, ORISSA - 758001  
PH :06766-256466.

PUNJAB

BATALA

27. CITI AUTOMOBILES (V581-V5-01), NEAR  
GURUDWARA ACHAL SAHIB, PATHANKOT  
JALANDHAR ROAD, BATALA,  
PH :01871-227575.

MOGA

28. SM AUTO CARE CENTRE (H681-H6-01), OOP. ITI  
, G.T. ROAD, MOGA - 142001  
PH :01636-226807.

RAJASTHAN

JAIPUR

29. KATARIA AUTOMOBILES (1181-11-01), 1-A ;  
NARAYANPURI,KATARIA KRISHI FARM,SIRSI  
ROAD,JAIPUR - 302021  
PH :0141-2471740/2471014 /2471406.

TELANGANA

HYDERABAD

30. RETOUCH (1082-10-01), H.NO. 3-67/A, B, C,  
D,NEW NAGOLE COLONY,NAGOLE VILLAGE,  
HYDERABAD,NAGOLE, HYDERABAD  
PH :+91-9848062263.

UTTAR PRADESH

AGRA

31. PRIME MOTORS (6681-66-01), 88/7D, BYE PASS  
ROAD, DEV NAGAR, AGRA - 282007  
PH :0562-2531881,2531882.

ALIGARH

32. VINEET MOTORS (B681-B6-01), DELHI ROAD  
(NEAR SOOT MILL CHUNGI), SARSAUL,  
ALIGARH - 202001  
PH :0571-2405482.

BULANDSEHAR

33. SK & COMPANY (M581-M5-02), KHASRA NO.  
2261, NEAR T POINT , BY PASS SHIKARPUR  
ROAD , BULANDSHAHR.  
PH :05732-235400.

GHAZIABAD

34. CHIRAG AUTOMOBILES (5983-59-01), PLOT NO.  
B1, SECTOR-B3, TRONICA CITY, GHAZIABAD  
PH :+91-9999107841, 9997093422.  
35. KAP AUTOMOBILES PVT. LTD. (5981-59-01),  
D-BLOCK SHASHTRI NAGAR,HAPUR  
ROAD,GHAZIABAD - 201002  
PH :+2714143, 9210026200.

LUCKNOW

36. K M AUTOCRAFT (1381-13-01), 76/3, BARAURA,  
HUSSAIN BARI, HARDOI ROAD, LUCKNOW  
PH :0522-2473369.

MEERUT

37. UNIQUE CAR SCANNERS (4881-48-01), PLOT  
NO:514/4, SURAJ KUND ROAD, MEERUT,  
PH :+91-9568001008.

NOIDA

38. FAST TRACK AUTO CARE INDIA PVT. LTD.  
(A185-A1-01), A-13, SECTOR 63, NOIDA, G.B.  
NAGAR - 201301  
PH :120-4581111/31.  
39. JKM MOTORS (A184-A1-01), A-25,SECTOR  
9,DISTT. GAUTAM BUDH NAGAR,NOIDA - 201301  
PH :0120-4052400.

---

LIST OF MSZ's (AS ON 01.08.2016)

40. MOTORCRAFT INDIA PVT LTD (A181-A1-01), F-8  
& 9,SECTOR-8,NOIDA - 201301  
PH :0120-5332222.
41. MOTORCRAFT INDIA PVT LTD (A181-A1-02),  
C-125,SECTOR-63,NOIDA,  
PH :0120-2402671-72.

**SAHIBABAD**

42. FAST TRACK SERVICES, (M981-M9-01), PLOT  
NO.40/1B/2, 3 & 4, SITE 4, INDUSTRIAL AREA,  
SAHIBABAD, DISTT. GHAZIABAD (U.P.).

**UNNAO**

43. VISHAL WHEELERS PVT. LTD. (1382-KL-01),  
PLOT NO. 1164, KANPUR-LUCKNOW BYE PASS,  
UNNAO, UTTAR PRADESH, - 209801  
PH :0515-2830610,2831248.

**VARANASI**

44. PRATAP ENGINEERS (8481-84-01), S 2, 653/A-2,  
CLUB ROAD, VARANASI - 221002  
PH :0542-25100469, 9415203641.

**WEST BENGAL**

**KOLKATA**

45. MANOCO SALES (P) LTD. (0681-06-01), 25/1,  
CHETLA CENTRAL ROAD, OPPOSITE CHETLA  
PARK, KOLKATA - 700027  
PH :033-24568326, 24486568, 24568325.

MARUTI AUTHORISED SERVICE STATION (MASS) (AS ON 01.08.2016 )

ANDHRA PRADESH

ADILABAD

1.## MAHA LAXMI AUTOMOTIVES (2240), NH# 7  
OPP. H.P. PETROL  
BUNK,TIRUPALLY,ADILABAD-504 001,(A.P.)  
PH :08732-9000345313.

AMALAPURAM

2.## MARUTI MOTORS (3825), ONGC BY PASS  
ROAD,AMALAPURAM 533 201,E G DISTRICT  
(A.P.).  
PH :08856-236156/235789.

ANAKAPALLI

3.# SONY AUTO SERVICE (5033), NH-5, NEAR  
BYE PASS JUNCTION,VISAKHAPATNAM  
ROAD,ANAKAPALLE-531002,ANDHRA  
PRADESH  
PH :9848313448.

ANANTAPUR

4.\*\* GOWRI AUTO. & ENGG. WORKS (2621),  
PATEL ROAD,ANANTHAPUR-515 001 (A.P.),  
PH :8554274675.

ARMOOR

5.## MAHALAKSHMI MOTORS (3942),  
MAMIDIPELLI,NH-7,ARMOOR,  
PH :08452-9985566408.  
6.## HYDERABAD MARUTI MOTORS (4932), PLOT  
NO. 6,BESIDE THAKUR BEEDI  
FACTORY,ARMOOR,DISTRICT-NIZAMABAD  
(ANDHRA PRADESH)  
PH :9848205619.

BHADRACHALAM

7.## SRI VENKATARAMANA AUTO CARE (2831),  
MARUTI SERVICE STATION,OPP. COLLEGE  
GROUNDS,GOLLAGATTA  
ROAD,BHADRACHALAM-507 111 (A.P.)  
PH :9290792269.

BHIMAVARAM

8.## LUCKY MOTORS (3826), BY PASS ROAD  
JUNCTION,UNDI ROAD,BHIMAVARAM -  
534202,  
PH :9010612333.

BODHAN

9.## THARUN MOTORS (6048), HO.  
NO.4-1-16A,ANISHANAGAR,OPP.  
AYESHA,GARDENS,ACHANPALLY,BODHAN-  
503185,DISTRICT-NIZAMABAD,ANDHRA  
PRADESH  
PH :9848620917.

CUDDAPPAH

10.## SREE VENKATESWARA AUTO. (1030),  
SANKARA PURAM,CUDDAPAH (A.P.),  
PH :9440708234/9440223461.  
11.## SIVAJI MOTORS (3275), BESIDES  
PADMAASHALI KALYANA  
MANDAPAM,MADRAS  
ROAD,KADAPA-516002,ANDHRA PRADESH  
PH :08562-9849113189.

GAJWEL

12.# VIJAY MOTORS (4864), HYDERAAD  
ROAD,STATE HIGH WAY FROM  
HYDERABAD,TO KARIMNAGAR,  
PREGHAPUR - GAJWL,ANDHRA PRADESH  
PH :9849883665, 08454233028.

GUNTAKAL

13.## S. MAHABOOB AUTOMOBILES (4075), ALUR  
ROAD,GUNTAKAL-515802,  
PH :94402-08312/9963344109/924748109.

GUNTUR

14.## S. S. MOTORS (4946), OPP. JKC  
COLLEGE,JKC COLLEGE  
ROAD,GUNTUR-522006,ANDHRA PRADESH  
PH :9848273503/9395553638.  
15.## ANWAR MOTORS (5336), PLOT NO 2.BLOCK  
NO.2.PHASE -4.MAIN ROAD AUTO  
NAGAR,DISTRICT - GUNTUR,ANDHRA  
PRADESH  
PH :9849086994.

HYDERABAD

16.## COSMO AUTO CLINIC PVT. LTD. (1045),  
1-2-605/A/3 & 6.LOWER TANK BUND  
ROAD,NEAR INDIA PARK NORTH  
GATE,HYDERABAD-500 380  
PH :9849015667, 92462 75661.  
17.## PISTONS & SPANNERS (2766), 2-3-37  
MAHARANA PRATAP FUNCTION  
HALL,AMBERPET,HYDERABAD-500 013,  
PH :040-6585480/9990649504.  
18.## ARYAN MOTORS (3264), D.NO.17-1-382/K/5 &  
6,CHAMPAPET SAIDABAD,SAGAR  
ROAD,HYDERABAD  
PH :040-24077459/9246155464.  
19.## NEW TECH MOTORS (3379), 1-11-256/K2  
BAGAVANTHPUR,BESIDE BEGUMPET  
AIRPORT,BEGUMPET,HYDERABAD-500 016  
PH :040-27769177/9391035774.  
20.\* BHARAT MOTORS (3574), 1-90/7,BEHIND  
SUPRABHAT HOTEL,HABSIGUDA "X"  
ROAD,HYDERABAD-500 007  
PH :040-9849447759.

21.## NEW TECHNOCRATS AUTO SERVICES  
(4477), 1-2-607/23/1/C,AMBEDKAR  
NAGAR,INDIRA PARK  
ROAD,HYDERABAD-500029 (ANDHRA  
PRAESH)  
PH :040-9948039515.  
22.## SERWELL AUTOMOBILES (5234), PLOT NO  
202.203.ADITYA NAGAR .OPP.,JNTU .KUKA  
TPALLY,HYDERABAD,ANDHRA PRADESH,  
PH :9490105147.

JAGTIAL

23.## PARAMESHWARA MOTORS (3851), OPP P R  
OFFICE,DHAROOR CAMP,JAGTIAL  
505327,DT. KARIMNAGAR (A.P.)  
PH :08722-9912664659.

KAKINADA

24.## SATISH AUTO CARE (5038), BEHIND  
KALPANA THEATRE,BEACH ROAD  
KAKINADA,DISTRICT EAST  
GODAVARI,ANDHRA PRADESH  
PH :0884-2378198, 9848313599.  
25.## MAHALAXMI-VIJAY (1037), OPP. LADIES  
CLUB,RAJA RAM MOHAN RAI  
ROAD ,KAKINADA-535 001,  
PH :9848350297.  
26.## SRI SHIRDI SAI TECHNOCRAFTS (1459),  
COMPUTERISED CAR CARE  
CENTRE,NAGAMALLI THATA  
COLONY,KAKINADA-533 003,  
PH :9440727211.

KARIMNAGAR

27.\*\* PUSHPAK MOTORS (1032), KOTHI  
RAMPUR,HYDERABAD ROAD,KARIMNAGAR  
- 505 001 (A.P.),  
PH :0878-9849163796, 9480035617.  
28.## MYTRI MOTORS (5152), 8-6 188,KOTHI  
RAMPUR,KARIMNAGAR,DISTRICT -  
KARIMNAGAR,ANDHRA PRADESH  
PH :9441475357.

KAVALI

29.## KAMAL MOTORS (3842), 10-15-43/J3A OPP  
LIC,TANK RAOD,KAVALI,  
PH :08626-8801444888.

KHAMMAM

30.## EXCEL AUTO CARE (1043),  
10-2-57/1,MAYURI CENTRE,KHAMMAM-507  
001,  
PH :08742-9848156363.

KODAD

31.# SAI KAKATIYA SERVICE STATION (4664),  
SURYAPETA ROAD,OPPOSITE LORRY  
ASSOCIATION  
BUILDING,KODAD-508206,DISTRICT-NALGO  
NDA (ANDHRA PRADESH)  
PH :9848057813 ,9912616759.

KURNOOL

32.# SRINIWAS AUTO GARAGE (5170), KALLUR  
ROAD,KURNOOL,DISTRICT -  
KURNOOL,ANDHRA PRADESH  
PH :9440244660, 8186816828.

MACHILIPATNAM

33.## SRI MARUTI MECHANICAL WORKS (4172),  
OPP BEL COMPANY,DOOR NO.  
17/541,MACHILIPATNAM-S21001,ANDARA  
PRADESH  
PH :0867-9440538012.

MAHABUB NAGAR

34.## SRI AYYAPPA MARUTI CLINIC (3941), OPP  
HOSPITAL,HYDERABAD  
ROAD,YEMUGONDA,MAHABUB NAGAR  
(ANDHRA PRADESH)  
PH :08542-271827/9440569259.

MANCHERIAL

35.## PARVATI MOTORS (4129), 4-53 BPL  
ROAD,MANCHERIAL,DISTRICT  
ADILABAD,ANDHRA PRADESH  
PH :08736-9885554888.

MANDAMARRI

36.# PARVATI MOTORS (5674), MANDAMARRI  
CHOWRASTA,BESIDE HP PETRIK  
PUMP-MANDAMARRI,DISTRICT -  
ADILABAD,ANDHRA PRADESH  
PH :9885554888.

MANDAPETA

37.# MODERN MARUTI CARE (4866), D.NO.  
4-1-59/2, MAIN  
ROAD,MANDAPETA-533309,DISTRICT-EAST  
GODAVARI,ANDHRA PRADESH  
PH :08855-231839, 233664, 9849198494.

MATHURAWADA

38.# ANY TIME SERVICE CENTRE (4860), BESIDE  
ELECTRICAL SUBSATON,MADHURAWADA -  
530041,DISTRICT  
VISAKHAPATNAM,ANDHRA PRADESH  
PH :9440160426.

MEDAK

\*\* A-Category Mass : Free & paid Service, Major repairs & Accidental repairs

## C-Category Mass : Free & paid Service & Minor repairs

\* B-Category Mass : Free & paid Service & Major repairs

# D-Category Mass : Free Service & Minor repairs

**MARUTI AUTHORISED SERVICE STATION (MASS) (AS ON 01.08.2016 )**

39.## SAHITHI MOTORS (5944), HYDERABAD  
ROAD,AUTONAGAR,MEDAK-502110,DISTRIC  
T-MEDAK,ANDHRA PRADESH  
PH :08452-9989833589.

**MIRYALGUDA**

40.## GANESH MOTORS (4536), D.NO. 6-366, P.V.  
COMPLEX,NALGONDA  
ROAD,MIRYALGUDA,NALGONDA DISTT  
(ANDHRA PRADESH)  
PH :94411090870.

**NAGARI**

41.## PUJITHA SERVICE CENTER (5872),  
TIRUPATI  
ROAD,NAGARI-517583,DISTRICT-CHITTOOR,  
ANDHRA PRADESH  
PH :9449441079.

**NALGONDA**

42.## SRIRAM AUTHORISED SERVICE STATION  
(4627), HYDERABAD ROAD,OPP. SUB  
STATION,NALGONDA,ANDHRA PRADESH  
PH :08682-248500, 9848378133.

**NANDYAL**

43.## MARUTI MOTORS (2635), 26-130 OPP. GOVT.  
DEGREE COLLEGE,KURNOOL  
ROAD,NANDYAL-518 501 ,  
PH :08514-48765/9249299822/9440554167.

**NELLORE**

44.## MARUTI AUTO SERVICE STN. (2620), 16/796  
SANKARA AGRAHARAM,NELLORE-524 001  
(A.P.),  
PH :0861-9246599268.

45.\*\* MARUTI MOTORS (), 16/1051  
POGATHOTA,(NEAR RAGHAVIA CINE  
COMPLEX),NELLORE-524 001,(A.P.)  
PH :9440278243.

**NEW POLANCHA**

46.## RAJA AUTO CARE (4053), OPP ASHRAMA  
HIGH SCHOOL,BCM ROAD, NEW  
PALONCHA,KHAMMAM DISTT 507 115,  
PH :08742-53799/9848287246.

**NIZAMABAD**

47.## PRIYA SERVICING (1771), C/O TIRUMALA  
CHITRA MANDIR,HOUSE  
NO.1-9-833,PHULANG  
ROAD,NIZAMABAD-503 003 (A.P.)  
PH :08462-9848071208.,

**PATTIKONDA**

48.# ROYAL MOTORS (5776), ADONI ARTS &  
SCIENCE COLLEGE ROAD  
ADONI,PATTIKONDA-518302,DISTRICT-KUR  
NOOL,ANDHRA PRADESH  
PH :-9866362847.

**PRODDATTUR**

49.## SRI RAM MOTORS (3642), 189 INDUSTRIAL  
AREA,NEAR SRI LAKSMI NAGAR,MYDUKUR  
ROAD,PRODDATTUR (A.P.)  
PH :08564-9666890525.

**RAJAHMUNDRY**

50.## MARUTHI MOTORS (1257), D.NO.6-3-10  
CHALLAPALLIVARI STREET,T.  
NAGAR,RAJAHMUNDRY-533 101,  
PH :9848253434.

**RAMAGUNDAM**

51.## ALI AUTOMOBILES (2849), NEAR TV RELAY  
STATION,NTPC  
JYOTHINAGAR,RAMAGUNDAM-505  
215,DISTT. KARIMNAGAR (AP)  
PH :9848219102.

**SECUNDERABAD**

52.## ANNAPURNA MOTORS (2947), # 6-3-23/5  
JAYANAGAR COLONY,NEAR  
MEKALMANDI,NEW  
BHOIGUDA,SECUNDERABAD-500 080  
PH :040-9849061136.

**SIDDIPET**

53.\* POOJA MOTORS (4076), 19/180  
KARIMNAGAR ROAD,G.P. PRASANTH  
ROAD,SIDDIPET,DISTRICT MEDAK (AP)  
PH :08457-9885551518.

**SIRSILLA**

54.## SATHVIKA MOTORS (5649), KARIMNAGAR  
ROAD,OPP HP PETROL  
PUMP,SIRSILLA-505301,DISTRICT -  
KARIMNAGAR,ANDHRA PRADESH  
PH :9440966649/9490284726.

**SRIKALAHASTI**

55.## SUNDEEP CARS (5972), 16/769,SRI RAM  
NAGAR  
COLONY,SRIKALAHASTI-517640,DISTRICT-C  
HITTOOR,ANDHRA PRADESH  
PH :08572-230714/9848294869.

**SURYAPET**

56.## SAI GLOBAL AUTO SERVICES (4550), OPP.  
AYYAPPA SWAMY TEMPLE,BY PASS ROAD,  
NH-9,SURYAPET-508213,ANDHRA PRADESH  
PH :08684-225552, 9848076108.

**TENALI**

57.## HIMAJA MARUTI SERVICE STATION (2828),  
LECTURER'S COLONY,GIRIJA HOSPITAL  
ROAD,GANGANMAPET,TENALI-522 201  
GUNTUR DIST. (A.P.)  
PH :08644-9849715727.

**TUNI**

58.## RAHUL MOTORS (5157), D.NO.18-3-4BITRA  
SRI RAMULU STREET,BEHIND TELEPHONE  
EXCHANGE SALIPET,TENALI,ANDHRA  
PRADESH  
PH :-9490187453/9440229595.

59.## NARAYANA CAR GARAGE (5948), G.N.T.  
ROAD,2-1-11/1,NEAR FIRE  
OFFICE,TUNI-533401,DISTRICT-EAST  
GODAVARI,ANDHRA PRADESH  
PH :9705374999.

**VAIZAG**

60.# SRINIVASA AUTO GARAGE (5440), OPP.  
KANTI ROAD,NEAR RAYS PETROL PUMP -  
VISHAKHAPATNAM,DISTRICT -  
VISHAKHAPATNAM,ANDHRA PRADESH  
PH :9396839853.

**VIJAYAWADA**

61.## ADITYA CAR CARE (5231), 76-12-1 OPP  
PETROL PUMP,BHAVANIPURAM,DISTRICT -  
VIJAYAWADA,ANDHRA PRADESH  
PH :9703124070.

**VISHAKHAPATNAM**

62.\*\* VISAG AUTO SCANS (), NO.54-10-18  
ISUKATHOTA,BEHIND DECENT  
FLOORINGS,ISUKATHOTA  
JN.,VISHAKHAPATNAM-530 022  
PH :0891-2556302/9246625885.

63.\* KIRAN MARUTI CARE (5442),  
50-94-24,SHANTIPURAM,NH-5 ROAD,NEAR  
GURUDWARA,VISHAKHAPATNAM-530016,DI  
STRICT-VISHAKHAPATNAM,(ANDHRA  
PRADESH)  
PH :9440190904.

64.## SIRI AUTOMOBILES (5232), PLOT O 94/A IDA  
E BLOCK,AUTO  
NAGAR,GAJUWAKA,VISHAKHAPATNAM,AND  
HRA PRADESH  
PH :9963296667.

**VIZAINAGARAM**

65.\* VIKRAMA AUTOMOBILES (4621), 17-13-4  
TEMPLE STREET,VIZAINAGARAM - 531 202  
(A.P.),  
PH :08922-2253951/9440192224.

**WANAPARTHY**

66.# SMC MOTORS (5658), K.K.T.  
ROAD BASAVANNA  
GADDA,WANAPARTHY,DISTRICT  
-MAHABUBNAGAR,ANDHRA PRADESH  
PH :8545-9440142927.

**WARANGAL**

67.## VAISHNAVI AUTOMOBILES (), OPP. NEW  
SCIENCE DEGREE COLLEGE,HUNTER  
ROAD,HANAMKONDA,WARANGAL-506 001  
PH :9866561075.

**ARUNACHAL PRADESH**

**ALONG**

68.## BANNU MOTORS (1744), SIYOM  
MARKET,ALONG,WEST SIANG  
DISTT.,(ARUNACHAL PRADESH)  
PH :03783-233407.

69.## KUGI LIBA MARUTI (5537), ALONG PRINTING  
PRESS,SIPU  
COLONY,ALONG-791001,DISTRICT - WEST  
SIANG,ARUNACHAL PRADESH  
PH :03783-222838/9436056379.

**BOMDILA**

70.## GURU MOTORS (3921),  
BIRPUR,RUPA,ARUNACHAL PRADESH  
790003,  
PH :03712-232727.

**DAPORIJO**

71.## DUGU MARUTI WORKS (4572), BRTF  
ROAD,NEAR GANDHI  
MARKET,DAPORIJO-791122,ARUNACHAL  
PRADESH  
PH :9436258882.

**NIRJULI**

72.## SANGO SERVICE STATION (5742),  
NH-52,NIRJULI -  
791110,DISTRICT-PAPUMPARE,ARUNACHAL  
PRADESH,  
PH :9436052480.

**ROING**

73.## PERTIN MARUTI WORKS (5545), DISTRICT-  
LOWER DIBANG  
VALLEY,ROING-792110,ARUNACHAL  
PRADESH,  
PH :03803-262843/.

**TAWANG**

74.## TAWANG MARUTI SERVICING STATION  
(4255), OLD BAZAR LINE P.O. &  
P.S.,TAWANG,ARUNACHAL PRADESH  
PH :03782-222143.

**YINGKIONG**

\*\* A-Category Mass : Free & paid Service, Major repairs & Accidental repairs

## C-Category Mass : Free & paid Service & Minor repairs

\* B-Category Mass : Free & paid Service & Major repairs

# D-Category Mass : Free Service & Minor repairs

**MARUTI AUTHORISED SERVICE STATION (MASS) (AS ON 01.08.2016 )**

75.## VIJAY MOTORS (5971), UPPER  
MARKET, P.O.:YINGKIONG-791002,DISTRICT-  
UPPER SIANG,ARUNACHAL PRADESH,  
PH :-9,436,228,808.

**ZIRO**

76.## HILLS AUTO AGENCY (3922), POLICE  
RESERVE & PETROL PUMP ROAD,HAPOLI  
BAZAR P.O. ZIRO,DISTT. LOWER  
SUBANSIRI,ARUNACHAL PRADESH - 791 120  
PH :03788-224736.

**ASSAM**

**BADARPUR**

77.## MARUTI CAR PLAZA (3635), NEAR  
INDUSTRIAL, AREA,S.T.  
ROAD,BADARPUR,DISTT. KARIMGANJ  
(ASSAM) PIN-788 806  
PH :03845-268257.

**BIHPURIA**

78.## RICHA MOTORS (5949), NEAR ALLAHABAD  
BANK,BIHPURIA-784161,DISTRICT-NORTH  
LAKHIMPUR,ASSAM  
PH :-9859451185.

**BISHAWANATH CHARIALI**

79.## DISHANG DONE (1058), 52  
N.H.,BISHWANATH CHARIALI-784176,DISTT.  
SONITPUR,ASSAM  
PH :-222309.

80.\* BINA AUTOMATION (3677), P.O.  
BISHAWANATH CHARIALI,DISTT.  
SONITPUR,ASSAM-784 176  
PH :03715-230356.

**BOKAJAN**

81.## SREE GANESH MOTORS (6040),  
SUKHANJAN SUPER  
MARKET,P.O.:BOKAJAN(C.F.),DISTRICT  
KARBHI ANGLONG,ASSAM,  
PH :03675-246977/9435167138.

**BOKAKHAT**

82.## GOENKA AUTOMOBILES (2878), P.O.  
BOKAKHAT,DISTT. GOLAGHAT,ASSAM-785  
612,  
PH :03776-268366.

**DHALIGAON**

83.## ADHIKARI MOTOR WORKS (4049), P.O.  
DHALIGAON,DIST-BONGAIGAON,ASSAM-783  
385,  
PH :03664-241721/9435214176.

**DHEMAJI**

84.## NARAH AUTOMOBILES (3852), C/O BLUE  
HILL COUNTER,P.O. DHEMAJI,DISTT.  
DHEMAJI,PIN-787 057 (ASSAM)  
PH :03753-225146.

**DHUBRI**

85.## BRAHMAPUTRA MOTOR SERVICING  
STATION (3127), G.T.B ROAD,DHUBRI-783  
301,(ASSAM),  
PH :03662-234021.

**DIBRUGARH**

86.\* GEE DEE AUTO SERVICE (),  
JHALUKPARA,DIBRUGARH-786 001,ASSAM,  
PH :0373-2329796.

87.\*\* MEHBOOB AUTOMOBILES & TYRE  
SERVICES (1760), CHOWKIDINGHEE,NEAR  
STATE TRANSPORT,DIBRUGARH-3,  
PH :0373-2318072.

**DIGBOI**

88.\*\* GAURI AUTOMOBILES (3760),  
MULIABARI,DIGBOI 786 171,  
PH :03751-269029.

**DIPHU**

89.## WOJARU MOTORS (4377), DPHU MANJA  
ROAD,DILAJI,NEAR BIRLA FACTORY,DIPHU  
PH :03671-271466.

**DOOM DOOMA**

90.\* S K AUTO CARE (3962),  
UCHAMATI,NATIONAL HIGHWAY,DOOM  
DUMA,ASSAM 786151  
PH :03759-240243/9435135876.

**GOALPARA**

91.## BHARAT ENGINEERING WORKS (), PO -  
BALDMARI,AGIA ROAD,GOALPARA (ASSAM)  
-783 102,  
PH :-240321.

**GOLAGHAT**

92.## KAKOTI MOTOR WORKS (1074), NEW  
AMOLAPATTY,RANGPUR,P.O.  
GOLAGHAT-785 621,DISTT. GOLAGHAT  
(ASSAM)  
PH :03774-283177.

**GOSSAIGAON**

93.## NARZARY AUTOMOBILES (4544), NH-31C,  
HABRUBIL,GOSSAIGAON,DIST  
KOKRAJHAR,ASSAM-783360  
PH :-9435127166.

**GUWAHATI**

94.\*\* ASSAM IND.SYNDICATE (), RAJDHANI  
NUSSURY ROAD,MANIK  
NAGAR,P.O.DISPUR,GUWAHATI-781005  
(ASSAM)  
PH :-2201758/2508.

95.\* BAJAJ AUTOMOBILES (),  
SARUSAJAI,BETOLA,NATIONAL  
HIGHWAY,GUWAHATI-781018 (ASSAM)  
PH :-2306218.

96.\*\* MONO MOTOR WORKS (), BAMUNI  
MAIDAN,GUWAHATI-781 021,  
PH :-2550115/2656982/9864060665.

97.\*\* RAJU AUTOMOBILE WORKS (), R.G.  
BARUAH ROAD,(ZOO  
ROAD),GUWAHATI-21,(ASSAM)  
PH :-9435101017.

98.## BAJAJ SERVICE STATION (5155), GANESH  
PURI,DISPUR,GUWAHATI - 781005,DISTRICT  
-KAMRUP,ASSAM  
PH :0361-2342334.

99.## NAAZ MARUTI CARE (5451), HATIGANON  
BHETAPARA ROAD. HATIGAON,DISPUR -  
GUWAHATI,DISTRICT - KAMRUP,ASSAM  
PH :-9435258044.

**HAILAKANDI**

100.## RONOK AUTOMOBILES (5978), LALA  
ROAD,NEAR CIVIL  
HOSPITAL,HAILAKANDI-788151,DISTRICT-HA  
ILAKANDI,ASSAM  
PH :-223328/97074-28563.

**HOZAI**

101.## PRAMAN MOTORS (5730), NAGANDRA  
NAGAR,WARD  
NO.1-HOJAI,DISTRICT-NAGAON,PIN-782435,  
ASSAM  
PH :-9954369700.

**JONAI**

102.## BOROOAH MOTORS (4545), NH-52  
MURKONG SLEEK,DIST.  
DHEMAJI,JONAI-787060,ASSAM  
PH :03758-222219 (R).

**JORHAT**

103.## DREAM LAND (4877), T.R. PHUKAN  
ROAD,JORHAT-785001,ASSAM,  
PH :0376-23288835, 9435052688, 9864168679.

**KARIMGANJ**

104.## S D AUTOMOBILE (4931), SILCHAR  
ROAD,KARIMGANJ - 788710,  
PH :-9435074975.

**KOKARAJHAR**

105.## NAGA AUTOMOBILES WORKS (3879),  
JUHWLAO DIWIMALOO  
ROAD,BHOBANIPUR,DISTT  
KOKRAJHAR,ASSAM - 783370  
PH :03661-275545.

**LUMDING**

106.## BEDI MOTORS (5827), MAIN ROAD,NORTH  
LUMDING,LUMDING-782447,DISTRICT -  
NAGAON,(ASSAM),  
PH :-9435163185.

**MANGALDAI**

107.## PRIYAM AUTOMOBILES (2424), NH 52  
COLLEGE  
ROAD,MANGALDAI,ASSAM,PIN-784 125  
PH :03713-230528.

**MARGHERITA**

108.\* VIRDI MOTOR WORKS (), MISSION  
ROAD,P.O. MARGHERITA-786 181,DIST.  
TINSUKIA,(ASSAM)  
PH :-220406.

**MARIANI**

109.## VASKAR AUTOMOBILES (5237), NEAR NST  
TINALI. P.O. :MARIANI,DISTRICT -  
JORHAT,ASSAM,  
PH :03771-293810.

**MIRZA**

110.## KALITA AUTOMOBILES (4259), N.H. 37,NEAR  
PETROL PUMP,MIRZA-781125,ASSAM  
PH :-9864410013.

**MORANHAT**

111.\* CHINAKI SERVICE STATION (2973), (MARUTI  
AUTHORISED SERVICE STATION),NATUN  
NAGAR A.T. ROAD,MORANHAT-785  
670,(ASSAM)  
PH :03754-03754-229522/9401512821.

**MORIGAON**

112.## PRAGATI MOTORS (5273), MORIGAON  
TOWN.WARD NO.1 BHATBOR.,DOLON  
PATH,P.O.:MORIGAON,DISTRICT -  
MORIGAON,ASSAM  
PH :-9864189158.

**NAGAON**

113.## DAS MARUTI MOTOR WORKS (3734),  
NAGAON -782001,(ASSAM)  
PH :03672-225031.

**NAHARKATIA**

114.\* MARUTI LIFE (4226), P.O. NAHARKATIA,DIST  
DIBRUGARH,ASSAM,  
PH :0374-2575308.

\*\* A-Category Mass : Free & paid Service, Major repairs & Accidental repairs

## C-Category Mass : Free & paid Service & Minor repairs

\* B-Category Mass : Free & paid Service & Major repairs

# D-Category Mass : Free Service & Minor repairs

# MARUTI AUTHORISED SERVICE STATION (MASS) (AS ON 01.08.2016 )

## NALBARI

115.## B.R.K. AUTOMOBILES ENGINEERING WORKS (2838),HAJO ROAD,NALBARI-781 335,(ASSAM),  
PH :03624-9954050050.

## NAMRUP

116.## RAJ ENTERPRISES (3849), NAMRUP INDUSTRIAL ENTERPRISES,SONARI TINIAJI,PARBATPUR,NAMRUP-786 623 (ASSAM)  
PH :0374-2502856.

## NORTH LAKHIMPUR

117.\*\* GREEN LAND MARUTI WORKS (2974), NH-15,TOWN BANTOW,PO- KHELMATI,NORTH LAKHIMPUR  
PH :03752-9435086197,  
9859015991,9577646296.

## PATHSALA

118.## USHA AUTOMOBILES (4240), N.H 31,PATHSALA-781325,DISTRICT-BARPETA,ASSAM,  
PH :9401310431 / 03666-266012.

## RANGIA

119.## SWEET MOTOR WORKS (4375), NH-31,N.T. ROAD,WARD NO. 5,RANGIA-781354  
PH :03621-240525, 9435141291 .

## SIBSAGAR

120.\*\* TWIN BOX (2245), B.G. ROAD,SIBSAGAR DISTT. ASSAM,PIN-785 640,  
PH :03772-222712.

## SILAPATHAR

121.## J. B. MOTORS (5743), NH-52,JONAI ROAD-SILAPATHAR,DISTRICT - DHEMA JI,PIN-787059,ASSAM  
PH :9954635182.

## SILCHAR

122.\*\* CARDROME (1559), OPP. YAMAHA DROME,SONAI ROAD,SILCHAR-788 006,(ASSAM)  
PH :-913842225128.

## TEZPUR

123.## POOJA MOTOR WORKS (4373), N.T. ROAD,MURATETLI,TEZPUR-784001,ASSAM  
PH :03712-200127.

## TINSUKIA

124.\* AUTO MAKERS (), NEAR SHIVDHAM TEMPLE,MAKUM ROAD,TINSUKIA,ASSAM-786146  
PH :0374-94356-40641 / 94350-08534 / 0374-2352841.

125.## CLASSIC CAR CARE (1226), MANAB KALAYAN ROAD,TINSUKIA-786 125,(ASSAM),  
PH :-2330160.

## TITABAR

126.## SHANKAR AUTO WORKS (5174), C/O-SHIV SHAKTI AUTO WORKS,BALAJI,MARKET TITABAR CHARIAJI TITABAR,DISTRICT - JORHAT,ASSAM  
PH :-249096.

## UDALGURI

127.\*\* RENU MOTORS (4543), WARD NO. 2, U.T. ROAD,UDALGURI TOWN,UDALGURI-784509,ASSAM  
PH :03711-225096, 9435222344.

## BIHAR

### ARRAH

128.## ANJALI ENTERPRISES (5533),ARRAH SASARAM MAIN ROAD,ZERO MILE,NEAR POWER GRID,ARRAH-802301,DISTRICT-BHOJPUR,(B IHAR)  
PH :06182-9386734804.

### AURANGABAD (BIHAR)

129.## K R N AUTOMOBILE (2242), NEW G.T. ROAD,(NH-2),AURANGABAD-824 101,(BIHAR)  
PH :06186-9304930657.

### BARH

130.## MARUTI MOTORS (4353), C/O ADVOCATE REYAZ HASAN,AHSAN HOUSE,SALIMPUR, P.O + PS,BARH  
PH :06132-9234121406/9334097233.

### BEGUSARAI

131.## K.B. MOTORS (4768), NH-31,SINGHAUL, POKHAR,BEGUSARAI-851134,BIHAR  
PH :06243-9835214115.

132.\* NATIONAL AUTO WORKS (1536), INDUSTRIAL AREA,BARAUNI,BEGUSARAI-851 122,  
PH :06243-9973381733.

### BETTIAH

133.## SHARAN AUTOMOBILE (3130), SUPRIA ROAD,BETTIAH-845 438,(BIHAR),  
PH :06254-232085.

### BHAGALPUR

134.\*\* RUPRA AUTOMOBILES (1577), EAST OF AIRPORT,BHAGALPUR-813 210,P.O. BAHADURPUR,(BIHAR)  
PH :0641-9334385531.

### BIHAR SHARIFF

135.## SARVADAY ENGG. & AUTO SER (1549), INDUSTRIAL ESTATE,RAMCHANDRAPUR,BIHARSHARIFF (NALANDA),  
PH :06112-9334672919.

### CHAPRA

136.## PRASAD AUTOMOBILES (1974), BHAGWAN BAZAR,CHAPRA-841 301,(BIHAR),  
PH :06152-9431216362.

### DALTONGANJ

137.## ABHAY ENGINEERING (3179), JAIL CROSSING,ABADGANJ,DALTONGANJ-822 101,PALAMU (JHARKHAND)  
PH :06562-9431138805.

### DARBHANGA

138.\* SINGH MARUTI CARE (2277), P.O. LALBAGH,DARBHANGA-846 004,(BIHAR),  
PH :06272-9308483736.

### DEHRI-ON SON

139.# SWASTIK ENTERPRISES (5956), NEW GT ROAD,DEHRO ON SONE-821305,DISTRICT-ROHTAS,BIHAR  
PH :-9386472707.

### GAYA

140.\* AUTO CARE (3027), DURGA BARI,HARIDAS CHATTERJEE LANE,NEAR SAINT PAUL SCHOOL,GAYA-823 001 (BIHAR)  
PH :0631-9939407978.

### GOPALGANJ

141.## SINGH MARUTI AUTOMOBILE (3031), NH-28 BANJARI MORE,GOPALGANJ,(BIHAR),  
PH :06156-225236.

### HAJIPUR

142.## ALFA AUTO (5454), PASWAN CHOWK,NH13,HAJIPUR,DISTRICT - VAISHALI,BIHAR,  
PH :06244-9431327965.

### HAZIPUR

143.\*\* HI-TECH AUTOMOBILE (3123), GANDHI SETU PATH,N.H.-19,HAJIPUR,VAISHALI (BIHAR)  
PH :06224-9835044502.

### KAHALGAON

144.## MAHA GAURI ENTERPRISES (5822), NTPC ROAD,GANGANAGAR ,CHOWRATHIYASTHAN,KAHALGAON-813203 ,DISTRICT-BHAGALPUR,BIHAR  
PH :-9431463558.

### KHAGARIA

145.## HIGHWAY SERVICE STATION (2374), NH-31,P.O. KOSHI COLLEGE,KHAGARIA-851 204 (BIHAR),  
PH :06244-9430067775.

### MADHEPURA

146.## KRISHNA AUTOMOBILES (2639), PATHRAHA,SINGHSWAR ROAD,MADHEPURA-852 213,(BIHAR)  
PH :06476-223315.

### MADHUBANI

147.## VIDYAPATI AUTOMOBILE (4234), BHAUJARA,GANGASAGAR,MADHUBANI,BIHAR  
PH :06276-9534298143.

### MOTIHARI

148.\* PUJA AUTOMOBILES (3174), NEAR LAL PD. PETROL PUMP,NH-28 CHHATAUNI,MOTIHARI,EAST CHAMPARAN (BIHAR)  
PH :06252-9709752799.

### MUNGER

149.## SUN BEAM ENGG WORKS (1533), 150 BETWAN BAZAR,P.O.& DISTT. MUNGER- 811201 (BIHAR),  
PH :6344-9431418941.

### MUZAFFARPUR

150.\*\* DYNAMIC MARUTI SERVICE CENTRE (1163), HARI SHARAN MARG,AMGOLA,MUZAFFARPUR-842 002,  
PH :0621-9386834595.  
151.## PERFECT MOTORS (3465), NEAR CHANDNI CHAUK,JHITKAIYA,POST: MIT. PS: BRAHAMPURA,MUZAFFARPUR-842 003 (BIHAR)  
PH :0621-9470450260.

### NAWADAH

152.## GIRIJA MOTORS (3745), NEAR HANS PETROL PUMP,LOHANI DIGHA,PATNA-RANCHI ROAD, N.H-31,NAWADAH  
PH :06224-9431262089.

### PATNA

\*\* A-Category Mass : Free & paid Service, Major repairs & Accidental repairs

## C-Category Mass : Free & paid Service & Minor repairs

\* B-Category Mass : Free & paid Service & Major repairs

# D-Category Mass : Free Service & Minor repairs

**MARUTI AUTHORISED SERVICE STATION (MASS) (AS ON 01.08.2016 )**

153.**	CAR SCANNER (1552), OPP. BATA,KANKAR BAGH COLONY, PATNA-800 020, PH :0612-9835481222, 9431016342.
154.**	CITY AUTO SERVICE (1250), NEAR ALPANA MARKET, PATLIPUTRA COLONY,PATNA-13, PH :0612-93341 17070.
155.**	GOOD WRENCH SERVICES (3364), DAUDBIGHA,NR. NALANDA MEDICAL COLLEGE,KANKAR BAGH, MAIN ROAD,PATNA-800 020 (BIHAR) PH :0612-7277772777.
156.##	MARUTI CARE (BIHAR) P. LTD (1539), SAHADEO MAHATO MARG,BORING ROAD,PATNA-1, PH :0612-2210244.
157.##	MARUTI MAINTAINER (4842), PLOT NO. 73,NEAR RAJENDAR NAGAR,OVER BRIDGE, KANKARBAGH,PATNA-800020 PH :0612-9304564382.
158.*	MOHINI AUTOMOBILES (1049), BEHIND RESERVE BANK OF INDIA,EXHIBITION ROAD,PATNA-800 001, PH :0612-9431094340.
159.**	RANJAN MOTORS (3665), SUDARSHAN PATH,NEAR PATNA SAHIB STATION,PATNA CITY -800 009, PH :0612-9334084343.
160.##	RELIABLE MOTORS (2972), NEAR WEST OF COMMUNITY HALL,NEAR NISHA DEVI ASHRAN,EAST LOHANIPUR KADAMKUAN,PATNA-800 003 (BIHAR) PH :0612-9835268469.
161.**	TIRUPATI AUTO (1956), ASHIANA MORE,BAILEY ROAD OPPOSITE UNION BANK,RAJABAZAR,PATNA-14 PH :0612-9835050292.

**PURNEA**

162.##	AUTO INDIA (3026), BIHAR TALKIES ROAD,LINE BAZAR,PURNEA-854 301 (BIHAR), PH :0641-9334461651/9470204501.
--------	---

**RAXAUL**

163.##	B.K. MARUTI MAINTAINER (1274), PANKAJ CINEMA CHOWK,MAIN ROAD,RAXAUL,(BIHAR) PH :06255-222182/9835232655.
--------	---

**SAMASTIPUR**

164.##	MARUTI CARE (1526), TAJPUR ROAD,SAMASTIPUR -848 101,(BIHAR), PH :06274-9835034061.
--------	---

**SASARAM**

165.##	TRIPTY CAR SERVICE CENTRE (5535), NEAR RELIANCE PETROL PUMP,G.T. ROAD,NH-2,SASARAM-821115,DISTRICT-SA SARAM,BIHAR PH :-9934792421.
--------	---

**SITAMARHI**

166.*	SITAMARHI AUTO CARE (6050), INDUSTRIAL AREA,RAJOPATTI,PO.SITAMARHI-843302,DI STRICT-SITAMARHI,BIHAR PH :9430012437.
-------	--

**CHANDIGARH****CHANDIGARH**

167.##	HAPPY SERVICE STATION (), SECTOR 17B,MADHYA MARG,CHANDIGARH, PH :9216721561.
168.**	CAR CLINIC (), 128 INDUSTRIAL AREA,PHASE-II,CHANDIGARH, PH :9417216782.
169.##	RATTAN MOTORS (1155), SECTOR 23-C,CHANDIGARH-160 023, PH :9814008335.
170.##	HI-TEK MOTORZ (4743), PLOT NO. 658,INDUSTRIAL AREA,PHASE-1,CHANDIGARH PH :0172-9872567868.

**CHHATTISGARH****AMBIKAPUR**

171.#	MARUTI AUTO CARE (4839), KHARSIA NAKA,AMBIKAPUR -497001,DISTRICT-SURGUJA,CHATTISGARH PH :0774-9425256087/280294.
-------	---

**BHILAI**

172.##	KHETAN AUTOMOBILES (5058), 34/13, DAKSHIN GANGOTRI,SUPELLABHILLAI,DISTRICT DURG, PH :0788-9229911268/9893000051.
--------	---

**BILASPUR (CHAT)**

173.##	RAINEY'S AUTO CARE (4770), RAIPUR ROAD MAHARANA PRATAP CHOWK,NEAR LABOUR COMMISSIONER OFFICE,JARBHATA,BILASPUR-495001 (CHATTISGARH) PH :07752-224224.
--------	--

**CHAMPA**

174.##	GALAXY AUTOMOBILES (4954), KALPANA COMPLEX, BARPALI CHOWK,STATION ROAD,CHAMPA-495761,DISTRICT-JANJIR (CHATTISGARH) PH :07819-244221, 9300007281.
--------	---

**JAGDALPUR**

175.**	MARUTI AUTOMOTIVE (1634), RAJMAHAL PARISAR,JAGDALPUR -494 001,(M.P.), PH :07782-223350.
176.##	VISHWAKARMA AUTOMOBILES (4467), RAJMAHAL PARISAR,BAHAMBERS OF COMMERCE ROAD,JAGDALPUR,CHHATTISGARH PH :07782-223196, 228207.

**JAMNIPALI**

177.##	AUTO CARE (3823), 203,J P COMPLEX SADA COLONY,JAMNIPALI-495 450,TEH. KATHGHORA DIST. KORBA (CHATTISGARH) PH :07759-233797/233353.
--------	--

**KORBA**

178.##	AUTO SELF SERVICE (5020), MURARKA MARKET ROAD,(INDUSTRIAL ROAD),KORBA-495677, PH :07759-247250/251.
--------	--

**MANENDRAGARH**

179.##	SHARMA AUTO CENTRE (5354), MAIN ROAD - MANENDRAGARH,DISTRICT - KOREA,PIN - 497442,CHHATISGARH PH :07771-241872/215305.
--------	---

**RAIPUR**

180.##	SHIVAM CAR SERVICES (4774), BILASPUR ROAD,KHAMTARAI,RAIPUR-492006,CHATTIS GARH PH :0771-3090522/2563093/32905022.
--------	--

**RAJ NANDGAON (CHH)**

181.##	SAI MOTORS (3672), OPP DENTAL COLLEGE,SUNDARA,DURG NAGPUR HIGHWAY (NH-8),RAJNANDGAON - 491 441 PH :07744-228433/9179791051.
--------	--

**SARANGARH**

182.##	MITTAL AUTO CENTRE (5775), NAGAR PALIKA CHOWK,RAIGARH ROAD,SARANGARH-496445,DISTRICT-RAIG ARH,(CHATTISGARH) PH :-9425251070.
--------	---

**DELHI****DELHI**

183.**	SUBHYATRA AUTOMOBILES (5045), PLOT NO 31,N BLOCK SECTOR - 3,BAWANA INDUSTRIAL AREA BAWANA, PH :011-9810668715/9717421118.
184.##	B K AUTOMOBILES (5057), MAIN BUS STAND NEAR JAI MANN PUBLIC,SCHOOL & DAV SCHOOL KHERA KHURD,DELHI, PH :011-39177.

185.**	NAVEEN AUTOMOBILES (4934), 37, PATPARGANJ INDUSTRIAL AREA,NEW DELHI-110092, PH :011-22163719/65082326.
186.##	AUTO ENGRS.SERVICE STN. (8023), OPP.MODEL TOWN,DERAWAL NAGAR,DELHI-9, PH :011-27231421/27231839.
187.*	DRIVE WELL SERVICE STN. (), 1/486,G.C.S. COMPLEX,MAIN G.T. ROAD,DILSHAD GARDEN,NEW DELHI-110095,DELHI, PH :011-22575411/22119859.
188.**	RAJINDRA SERVICES P.LTD. (), B-55 G.T.KARNAL ROAD,INDUSTRIAL AREA,DELHI-110 033., PH :011-27114915/42384512.
189.**	SHALIMAR AUTOMOBILES PVT. LTD (). C-91/9 WAZIRPUR INDUSTRIAL AREA,ASHOK VIHAR CROSSING,DELHI-110052,DELHI PH :011-27377718/27373096.
190.##	WIG AUTOMOBILES (8012), D-3 S.M.A CO-OP. INDL. ESTATE,(OPP. JAHANGIR PURI CHOWK),G.T. KARNAL ROAD,DELHI-110 033 PH :011-27692649/27696855.
191.*	AAPKA KARKHANA (MOTORS)PL (). 62/I POSANGIPUR MAIN MARKET,A-3 BLOCK JANAKPURI,NEW DELHI-58, PH :011-25520157/25620947.
192.##	ASHA AUTOMOBILES (), A-2 CHOTTEY LAL PARK,NAJFARGARH ROAD,OPP.KIRTI NGR.P.O,NEW DELHI-15 PH :011-25418492/25102655.
193.*	AUTOWISE SERVICE STATION (8001), PP-38A GALI NO.10,ANAND PARBAT,KAROL BAGH,NEW DELHI-110 005 PH :011-28761021.
194.##	BASANT MOTORS (8003), 78 TOLSTOY LANE,BEHIND SCINDIA HOUSE,NEW DELHI-110 001, PH :011-23529566/23326860.
195.##	BHASIN SERVICE STATION (), DR.K.S.KRISHNAN ROAD,NEAR PUSA GATE,NEW DELHI-110 012., PH :011-25841794/25842852.
196.##	ENGINEERS SERVICE STATION (), SHRI AUROBINDO MARG,(SAFDARJANG AIRPORT),NEW DELHI-110 003, PH :011-27512696.
197.##	GUPTA SERVICE STATION (), MOTI BAGH SOUGH,NEW DELHI-110021, PH :011-26170989/26192162.

\*\* A-Category Mass : Free &amp; paid Service, Major repairs &amp; Accidental repairs

## C-Category Mass : Free &amp; paid Service &amp; Minor repairs

\* B-Category Mass : Free &amp; paid Service &amp; Major repairs

# D-Category Mass : Free Service &amp; Minor repairs



**MARUTI AUTHORISED SERVICE STATION (MASS) (AS ON 01.08.2016 )**

198.##	KITCHNER ROAD SERVICE STATION (, ROAD NO.41,SAHEED LALA JAGAT NARAYAN MARG,NEAR T.V. TOWER PITAMPURA,DELHI-110 034 PH :011-65375676/27315321.	211.**	R S AUTOMOBILES (, BAWA POTTERIES INDUSTRIAL COMPOUND,ARUNA ASAF ALI MARG,VASANT KUNJ,NEW DELHI-110070 PH :011-47601200, 41761026.	224.**	A-ONE AUTOMOBILES (3362), 487/35 NATIONAL MARKET,PEERAGARHI,DELHI-110 087, PH :011-25278935/25287066.
199.**	KUMAR AUTOMOBILES (, B-281 OKHLA INDUSTRIAL AREA,PHASE-I,NEW DELHI-110 020, PH :011-26812566/26813132.	212.##	NORTHERN SERVICE STATION (, SARAI BASTI,ROAD NO.40,OPP. SHASTRI NAGAR,DELHI-35 PH :011-23653122/65796229.	225.*	EXCLUSIVE AUTOMOBILES PVT. LTD. (3546), 98 MANGOLPUR KALAN,SECTOR-2 NEAR JAIPUR GOLDEN HOSPITAL,ROHINI,DELHI-110 085 PH :011-7162696/32483339.
200.##	MOTORADES (, DR.K.S.KRISHNAN ROAD,(NEAR N.P.L.PUSA INSTITUTE),NEW DELHI-110 012, PH :011-5841855.	213.**	P R G MOTORS (, A-99.103CH.TEKCHAND MARKET,GANESH NAGAR - TILAK NAGAR,DELHI-110 018,DELHI PH :011-42137852/25996299.	226.##	AUTOTECH ENGINEERS (4551), PLOT NO. 20-24,MATTYALA VILLAGE,SECTOR-3, NEAR DPS DWARKA,NEW DELHI-110075 PH :011-25083711.
201.**	MULTAN AUTOMOBILE ENGRS. (, B-7/1 OKHLA INDUSTRIAL AREA,PHASE II,NEW DELHI-110 020., PH :011-41610495/41610496.	214.##	SINTEX SERVICE STATION (, 883,RITHALA INDUSTRIAL AREA,FIRNI NALA ROAD,DELHI - 85,DELHI PH :011-27055055/64694522.	227.##	ANAND MOTORS (4471), B-27,G.T. KARNAL ROAD,INDUSTRIAL AREA,NEW DELHI-110033 PH :011-27226256, 27466835.
202.**	SEVEN HILLS AUTO.(P)LTD. (, D-20/1 OKHLA INDUSTRIAL AREA,PHASE II,NEW DELHI-110 020., PH :011-26388766/26388768.	215.*	AUTO POINT SERVICE (1267), 70B RATTAN PARK,OPP. RAMESH NAGAR,NEW DELHI-110 015, PH :011-25434040/25101270.	228.##	CHANAKYA PURI SERVICE STATION (4554), OUTER RING ROAD,PASCHIM VIHAR,NEW DELHI-110087, PH :011-25258993/25275100.
203.##	YASHWANT PLACE SER.STN. (8022), AFRICA AVENUE,(OPP.CHANAKYA CINEMA),NEW DELHI-21, PH :011-24122424/26876388.	216.##	DEEP,JYOTI AUTOMOBILES (1474), PLOT NO.:11-12,A-BLOCK KESHOPUR.,INDUSTRIAL AREA,VIKAS PURI,NEW DELHI-110018,DELHI PH :011-27044183/27052190.	229.##	BHAGIRATH MOTORS (4737), PLOT NO. 153/543,POOTH KHURD,DELHI-110039, PH :011-27761321.
204.**	BRIGHT MOTORS (P) LTD. (, C-263 PEERAGARHI,OUTER RING ROAD,DELHI - 110 087, PH :011-25267885,5252226.	217.##	SHARMA AUTOMOBILES (1939), 11/78 VILLAGE MOTI BAGH,NEAR NANAKPURA GURDWARA,RING ROAD,NEW DELHI-110 021 PH :011-26875050, 26118764.	230.##	MOTOR ART (4756), WZ 304-B PALAM VILLAGE,NEAR BRAHMA APARTMENTS,SECTOR-7, DWARKA,DELHI-110045 PH :011-25074737.
205.##	SRI BALAJI AUTOMOBILE (8038), KHASRA NO.33,13/2-12 MAIN BAWANA ROAD,SAMEYPUR (NEAR DELHI COLLEGE OF ENGG.),DELHI PH :011-65151149.	218.##	SHRI BALAJI CAR SCAN (2677), 43/12 OPP, NEW ANAJ MANDI,NAJAFGARH,NEW DELHI-110 043, PH :011-28012074/65478300.	231.##	HUNDRED PERCENT FILLING & SERVICE STATION (4939), LSC, SECTOR-9,OPP. NHAI,DWARKA,NEW DELHI-110075 PH :011-25082966/25082967.
206.##	SRI SAI AUTO ENGINEERS (8074), 487/59 PEERA GARHI,INDUSTRIAL AREA,DELHI, PH :011-25260904/24356581.	219.##	STAR AUTOMOBILES (2574), MAIN SAFIABAD ROAD,NARELA,DELHI-110 040, PH :011-27284784.	232.##	BAJAJ MOTORS (4940), T-5/242,MANGOLPURI INDUSTRIAL AREA,PHASE-1,NEW DELHI-110083 PH :011-65164147.
207.*	CMP AUTOMOBILES (8073), C-18 SHASHI GARDEN,OPP. MAYUR VIHAR,DELHI-110 092, PH :011-22750083, 22750084.	220.*	IMAGE (2561), IOC PUMP,NEAR SAMACHAR APT. OPP. KIRTI APT.,MAYUR VIHAR PHASE-I EXT.,DELHI-110 091 PH :011-22716910/22717590.	233.##	TANISHA MOTOR SERVICES (5333), 32- DLF INDUSTRIAL AREA ,MAIN NAZAFGARH ROAD,MOTINAGAR-NEW DELHI,DELHI PH :011-25167280/45026671.
208.**	TONIKA AUTOMOBILES (8079), A-15 WAZIRPUR INDL. AREA,MAIN RING ROAD,DELHI-52, PH :011-41472572.	221.##	GLOBE SERVICE STATION (3631), 18TH KM MATHURA ROAD,BADARPUR,NEW DELHI-110 044, PH :011-41898333.	234.##	SHIKHAR AUTOMOBILES (5546), A-2/1CHOTTEY LAL PARK,SHIVAJI MARG,OPP KIRTI NAGAR,METRO PILLAR NO.341,NEW DELHI-110015,DISTRICT - DELHI,DELHI PH :011-25432956.
209.##	QUTAB SERVICE STATION (8078), MEHRAULI ROAD,NEW DELHI-110 017, PH :011-26522726/26561242.	222.##	EXCEL AUTOMOBILES (3342), PLOT NO. 78,BAGDOLA VILLAGE,SECTOR 8, DWARKA,NEW DELHI-110 045 PH :011-25366202/65469750.	235.##	SHRADHA MOTORS & SERVICE STATION (5646), SHEED BHAGAT SINGH NAGAR,NEAR WATER TANK,MADANPUR ROAD,KARALA ,DELHI-110081,DISTRICT-DELHI NORTH,DELHI PH :9868200193.
210.*	SATYA SERVICE STATION PVT. LTD. (3625), L-BLOCK HARI NAGAR,JAIL ROAD,NEW DELHI-64, PH :011-25432926.				

**NEW DELHI**

236.## ROHAN SERVICES (5444), PLOT NO:125,VILLAGE POCHANPUR,SECTOR - 23 DWARKA,DISTRICT - DELHI (WEST),DELHI  
PH :011-9911180827.

**GOA**

**BICHOLIM**

237.## SHREE GURUKRUPA AUTOWORLD (1249), PLOT NO.76,BICHOLIM INDUSTRIAL ESTATE,BICHOLIM,GOA-403 529  
PH :0832-2362600/9823831555.

**CURCHOREM**

238.## VIPUL AUTOMOBILES (5376), PLOT NO.7,8,9,KAKODA INSUSTRIAL-,STATE,KAKODA CURCHOREM,DISTRICT - SOUTH GOA,GOA  
PH :0832-2651888/ 09422018746.

**GOA**

239.\* VIKAS ENGINEERING WORKS (4953), BHOMA,KUNDAIM,GOA-403107,  
PH :0832-2396033/9823780335.

**MAPUSA**

240.## SARDESAI AUTOMOBILES (2176), NEAR MILAGRES CHURCH,194 GAUNSAWADA,MAPUSA,GOA-403 507  
PH :0832-2256350, 2262361.

**PONDA**

241.\* DHAVLIKAR AUTOMOBILES (2041), NO.5 TIP TOP MANSION IV,INDIRA NAGAR,PONDA,GOA-403 401  
PH :0832-2317769/2315688/9890669879.

**VERNA**

242.\* LUBRICARE SERVICES (, 7-D GOULLOY,NH.17 NUVEM,SALCETE,GOA-403 601  
PH :-2790040.

**GUJARAT**

**AHMEDABAD**

243.\* AUTOWAY (, MANGALYA COMPLEX,NEAR ANJALI CINEMA CROSS ROAD,BATTHA,AHMEDABAD  
PH :079-9898016888.  
244.## DAHISON MOTORS (, NEAR MANAV MANDIR,DRIVE IN ROAD,AHMEDABAD-380 052,  
PH :079-9898064929 / 9898096242.

\*\* A-Category Mass : Free & paid Service, Major repairs & Accidental repairs

## C-Category Mass : Free & paid Service & Minor repairs

\* B-Category Mass : Free & paid Service & Major repairs

# D-Category Mass : Free Service & Minor repairs

**MARUTI AUTHORISED SERVICE STATION (MASS) (AS ON 01.08.2016 )**

245.\* RAJAN MOTORS (2873), C/O M/S. SUPER SERVICE STATION,79/80 JAGABHAI PARK, RAM BAUG  
MANINAGAR,AHMEDABAD-380 008  
PH :079-9825972345 / 9879273953.  
246.## MEGHDOOT MOTORS (3437), MASONIC LODGE COMPOUND, SHAHIBAUG ROAD, AHMEDABAD-4,  
PH :079-9825488228.  
247.## MOTORKRAFT (4754), RATNAM, NEAR DESAI ORTHOPEDIC HOSPITAL, SARDAR PATEL STADIUM, M.B. HOUSE, SARDAR PATEL STADIUM ROAD,  
NAVRANGPURA, AHMEDABAD-380014  
PH :079-30022477/9825074777/99998800087.  
248.\*\* SPEED AUTO CARE PVT. LTD (5524), NH-8,VIRAT NAGAR AHMEDABAD,DISTRICT - AHMEDABAD, GUJARAT,  
PH :079-9825210344 / 9925204239.  
249.\* POKAR AUTO REPAIRERS (2479), NEAR UNION CO. BANK, SAJUPUR BOGHA, NARODA ROAD, AHMEDABAD-382 345  
PH :079-9998336510.

**AMRELI**

250.\* CAR CARE CENTRE (2734), PATEL GARAGE, CHAKRAGADH ROAD, AMRELI-365 601,(GUJARAT)  
PH :02792-220099/233519/9825422922.  
251.\* KHODIAR MOTORS (3029), GAVADKA ROAD, AMRELI-365 601,(GUJARAT),  
PH :02792-224696/9825672657.

**ANAND**

252.\* PATEL TRACTOR COMPANY (2221), (SERVICE DIVISION), BEHIND SUNIL CHAMBERS, STATION ROAD, ANAND-388 001  
PH :02692-9925534494.  
253.## SHAKTI MOTORS (2226), OPP. J.K. PARK, NATIONAL HIGHWAY NO.8,P.O. VAGHASHI-388 320,TA: ANAND DISTT. KHEDA  
PH :02692-9825792999.

**ANJAR**

254.## CAR AGE (5542), PLOT NO.11, MAHATMA NAGAR -1,ANJAR, GADHPADAR ROAD,NR.MAHAKALESHWAR,MAHADEV MANDIR,ANJAR, GUJARAT  
PH :02836-9427216886/942721167/241796.

**BARDOLI**

255.\*\* POOJA MOTORS (), NEAR GIDC,SURAT ROAD,BARDOLI-394 601,(GUJARAT)  
PH :02622-9825762621.

256.## JIGAR AUTOMOBILES (3950), DESAI MARKET, M G ROAD,BARDOLI,DISTT SURAT  
PH :02622-228818/650570.

**BHARUCH**

257.\* NEW MARUTI MOTORS (5156), 9/16 AKASH GANGA,B/H CNG PUMP,OLD NH -8,BHOLAV,DISTRICT - BHARUCH,GUJARAT  
PH :02642-9879532460.

**BHAVNAGAR**

258.## VIKRAM MOTOR GARAGE (), TAKHTESHWAR PLOT,NEAR CHANDRA BHUVAN,BHAVNAGAR - 364 002.,  
PH :0278-9426463280.

**BHUJ**

259.\* ASHA MOTORS (3629), LAL TEKRI,HOSPITAL ROAD,BHUJ-370 001,(GUJARAT)  
PH :02832-9825235088.

**BILIMORA**

260.## PATEL AUTOMOBILES (4030), DANDEKAR COMPOUND,GANDEVI ROAD,BILIMORA,  
PH :02634-9824123875 / 9825471557.

**BORSAD**

261.## SUMAN MOTORS (3863), NEAR NISHRAYA CROSSING,BHARAN ROAD,BORSAD,DISTT. ANAND  
PH :02696-221524/9428434436.

**CHAND KHEDA**

262.\* BALVINDER AUTOMOBILES (2528), PLOT NO.202/2,NATIONAL HIGHWAY NO.8,CHAND KHEDA,DISTT. GANDHI NAGAR-382 424 (GUJARAT)  
PH :079-9924016000 / 9924061000.

**CHIKHLI (GUJ.)**

263.## SHREE AMBICA MOTORS (2663), KUNDI FATAK,NEAR ADARSH NURSERY,N.H.8,CHIKHLI DISTT. VALSAD (GUJARAT)-396 001  
PH :02632-285477/285029/9825131520.  
264.## INAL MOTORS (3929), POST MAJIGAM,CHIKLI BILIMORA ROAD,DISTT NAVSARI,  
PH :02634-9099033773.

**DABHOI**

265.## SHREE AUTO CARE (6365), ATTEN POST VEGA OPP.LOCL.PETROL PUMP TALUKA -DABHOI-390010,DISTRICT - VADODARA, GUJARAT  
PH :9825420466/9974707660.

**DAHOD**

266.\* CAR SEVA (2438), APNA PLASTIC COMPOUND,OPP. ST. STEPHEN SCHOOL,GODHRA ROAD,DAHOD-389 151  
PH :02673-9426469122.

**DAMAN**

267.## CAR ZONE (4358), SURVEY NO. 70/3,VARKUND, OPP VEERA DA DHABA,VAPI DAMAN ROAD,DAMAN-396210  
PH :0260-9824184449.  
268.## TOP GEAR (5469), DAMAN-KUNTA ROAD, KUNTA DAMAN-396210,DISTRICT - UNION TERRITORY, GUJARAT,  
PH :9825631264.

**DEESA**

269.## VAKHARIA MOTORS (3970), G L PADARI COMPLEX,PALANPUR PATHAN HIGHWAY,OPP. RAJMANDIR TALKIES,DEESA  
PH :9377728841.

**DHARI**

270.## GURUKRUPA MOTORS (5876), NR. NARMADESHWAR MAHADEV TEMPLE,DHARI,AMRELI  
ROAD,DHARI-365640,DISTRICT-AMRELI,GUJ ARAT  
PH :9924728405/9825374658.

**DHORAJI**

271.## UNIVERSE AUTO (5837), SARDAR CHOWK,DHORAJI-360410,DISTRICT- RAJKOT, GUJARAT,  
PH :9727714643.

**DWARKA**

272.## BHADRA SERVICES (5975), OPP.SATHWARA BHUVAN,NR.KANDAS BAPU ASHRAM,DWARKA-361315,DISTRICT-JAMNA GAR, GUJARAT  
PH :02892-222207/9879615919.

**GANDHI NAGAR**

273.## SHITAL MOTORS P.LTD. (), 304 G.I.D.C.,SECTOR-28,GANDHINAGAR - 382 028 (GUJARAT),  
PH :079-9824310888 / 9924127065.  
274.\* RIDDHI MARUTI(A DIVISION OF SHREE ARBODA PVT. LTD (2151), E-19/10 G.I.D.C. SECTOR 26,NEAR K-7,GANDHINAGAR-382 044,  
PH :02712-9825041331.  
275.\* LABH MOTORS (4527), 803/2 KASHI DIAMOND,NR. PARTH GAS AGENCY,GIDC, SECTOR-28,GANDHINAGAR-382028  
PH :079-9825020030 / 9712920030.

**HALOL**

276.## MAA MOTORS (4767), GODHRA ROAD,NEAR TELEPHONE EXCHANGE,HALOL, GUJARAT  
PH :02676-222375/9898610212.

**HALVAD**

277.## NAVNEET MOTORS (5879), VAJINATH PARK-7,OPP. SBI BANK,DHANGADHRA-MALIYA HIGHWAY,HALVAD-363330,DISTRICT-SUREN DERNAGAR,GUJARAT  
PH :9879073549.

**HIMMATNAGAR**

278.## MEHTA SERVICE STATION (), NEAR SHANTI GARDEN,RESTAURANT,DIWALI BAUG MOTIPURA,N.H.B. HIMMATNAGAR GUJARAT-383 001  
PH :9825052891 / 9879682582.

**IDAR**

279.## ADINATH AUTOMOBILE & WORKSHOP (3136), NEAR HOTEL GREEN PARK,AMBAJI HIGHWAY ROAD,IDAR-383 430,(GUJARAT)  
PH :02778-255787/255411.  
280.## SUN MOTORS (5175), IDAR-HIMMATNAGAR HIGHWAY ROAD,AT.KRUSHNAGAR,PO NETRAMLI,,TA.IDER DISTRICT SABARKANTA, GUJARAT  
PH :02778-9879589145 / 9228286768.

**JAM KHAMBHALIA**

281.## SHRI HARI OM MOTORS (4539), JADESWAR ROAD CHAR RASTA,OPP. KRISHNA WAY BRIDGE,JAM KHAMBHALIA-361305, GUJARAT  
PH :02833-9426955344.

**JAMNAGAR**

282.\* LANDMARK AUTOMOBILES (1973), AIRPORT ROAD,KHAMBHALIA HIGHWAY,JAMNAGAR-361 006,(GUJARAT)  
PH :0288-9227620700.

**JETPUR**

283.## GIRIRAJ MOTORS (3971), SARDAR CHOWK,JETPUR HIGHWAY,JETPUR,  
PH :02823-225780/9727154392.

**JUNAGARH**

284.## MARUTI MOTORS (), G.I.D.C. - I,RAJKOT HIGHWAY,DOLATPARA,JUNAGADH(GUJARA T)  
PH :0285-9904717770.

**KADI**

\*\* A-Category Mass : Free & paid Service, Major repairs & Accidental repairs

## C-Category Mass : Free & paid Service & Minor repairs

\* B-Category Mass : Free & paid Service & Major repairs

# D-Category Mass : Free Service & Minor repairs

# MARUTI AUTHORISED SERVICE STATION (MASS) (AS ON 01.08.2016 )

285.## KRUNAL AUTOMOBILES (2679), KADI-KALOL ROAD,NEAR PANTRAPOLE,KUNDAL,KADI-382 715 (GUJARAT)  
PH :02764-9879797852.

## KALOL

286.## SUNRISE AUTO CENTRE (), OPP. IFFCO,AHMEDABAD-MEHSANA ROAD,SAJ KALOL,(NORTH GUJARAT)-382 721  
PH :02764-309646,/9824407885.

## KAMREJ

287.\* PATEL MOTOR GARAGE (2764), SURAT ROAD,JYOTI PARK,KAMREJ CHAR RASTA,KAMREJ DIST. SURAT-394 285  
PH :02621-9825127413.

## KAPADVANJ

288.## DISHA MOTORS (5960), MAHAMADPURA,KAPADVANJ-NADIAD ROAD,KAPADVANJ-387620,DISTRICT-KHEDA ,GUJARAT  
PH :02691-9825641244 / 9426361548.

## KESHOD

289.## PRASAD MOTORS (3969), VERAVAL HIGHWAY,KESHOD,  
PH :02871-9426424488 / 93280 01734.

## KHEDBRAHMA

290.## MARUTI AUTO CARE (5342), OPP POLICE STATION,AHMEDABAD-AMBAJI STATE HIGHWAY,KHEDBRAHMA,GUJARAT  
PH :02775-9427369512.

## KHODINAR

291.## MARK MOTORS (4159), VERAVAL HIGHWAY,NEAR KADVASAN PHATAK,KHODINAR,  
PH :02795-9228171956.

## LIMDI

292.## PARTH AUTOMOBILES (4171), NEAR LIMDI CHOWK,AHMEDABAD RAJKOT HIGHWAY,LIMDI,  
PH :02763-9426714510.

## LUNAWADA

293.## N.J. MOTORS (4370), MODASSA ROAD,NR. SAIFEE HOSPITAL,LUNAWADA,DIST: PANCHMAHAL (GUJARAT)  
PH :026474-250700/99254252700.

## MEHSANA

294.\*\* SHUBH AUTO SERVICES (3367), NEAR AGRO PETROL PUMP,OLD RTO,RAMOSNA JAKAT NAKA,MEHSANA (GUJARAT)  
PH :02762-9825120859 / 9825322460.

295.\* SANSKAR MOTORS (5488), PALAVASANA -BECHARAJI ROAD,NR.ONGC FIRE STATION ,MEHSANA-384002,DISTRICT-MEHSANA,GUJ ARAT  
PH :02762-9825206359 / 9825604959.

## MODASA

296.## AMEE MOTORS (1768), MEGHRAJ ROAD,BYPASS CHOKADI (SAYARA),TA MODASA,DIST. S.K.-383 315  
PH :02774-9825522323.

## MORVI

297.\*\* ARUN MOTORS (2071), SANALA BYE PASS,NEAR G.P. GINING MILLS,MORBI -363641,GUJARAT  
PH :02822-9825100253 / 9825222825.

## NADIAD

298.## SHIVAM MOTORS (4430), OPP RASHAM RESTAURANT,DABHAM CROSSING, N.H 8,NADIAD,GUJARAT  
PH :0268-9824253473.

## NAKHATRAMA

299.# ASHA MOTORS (4340), NANA ANGLADESH,NAKHATRAMA HIGHWAY ROAD,NAKHATRAMA,KUTCH  
PH :02835-9427272315.

## NAVSARI

300.\*\* JIGAR MOTORS (), N.H-8,KABILAPORE,NAVSARI,VALSAD DIST. -396 424 (GUJARAT).,  
PH :02637-9879549533.

## PALANPUR

301.## PANCHAL AUTO REPAIRING WO (), HIGHWAY ROAD,NEAR RAILWAY CORSSING,PALANPUR-385001,  
PH :02742-9426323294.

## PETLAD

302.## SIDDHI MOTORS (4166), NADIAD-CAMBAY ROAD,NEAR KAILASH DHAM,PETLAD,  
PH :02697-9429031303.

## PULSANA

303.## ZEBA MOTORS (4535), PLOT NO. 5,ZAIBUNISHA MANZIL ANUKOOL NAGAR,BEHIND SAFED CHAL,UNN SURAT (GUJARAT)  
PH :0261-9727719082.

## RAJKOT

304.\*\* KHODIYAR MOTORS (), DHEBAR ROAD (SOUTH),ATIKA INDUSTRIAL ESTATE,RAJKOT-360 001,  
PH :0281-9925311011.

305.\* UNIVERSE AUTO (5544), C/O DELHI GUJARAT TRANSPORT,NR. NAVAGAM,OCTROI POINT,AHMEDABAD HIGHWAY, RAJKOT-380002,DISTRICT - RAJKOT,GUJARAT  
PH :0281-2705643/9879616643.

## RAJPIPLA

306.## R. N. MOTORS (5255), 22-GIDC NEAR PETROL PUMP,RAJPIPLA,DISTRICT - NARMADA,GUJARAT  
PH :02640-220549/9925325300.

## SAVARKUNDLA

307.## SHYAM MOTORS (5961), OPP. ESSAR PETROL PUMP,AMRELI ROAD,SAVARKUNDLA-364515,DISTRICT-AM RELI,GUJARAT  
PH :02845-9722222923.

## SIDDHPUR

308.## GOOD LUCK MOTORS (5341), 2,UMIYA COMPLEX ,NEAR GURUKUL,HIGH SCHOOL SIDDHPUR,DISTRICT - PATAN,GUJARAT  
PH :02767-9428665131.

## SIHOR

309.# MOMAI MOTORS (6032), NR. RAJ MOMAI PETROLIUM,BHAVNAGAR-RAJKOT HIGHWAY,SIHOR-364240,DISTRICT-BHAVNA GAR,GUJARAT  
PH :9909521980.

## SILVASSA

310.## SHREE KRISHNA MOTORS (5374), PLON NO.43.66 KVA ROAD AMLI,SILVASSA-396230,DISTRICT - (UT),GUJARAT  
PH :9904707111 / 9904707123.

## SURAT

311.## EMPEROR CAR TECH (1748), F.PLOT NO.124 NEAR RELIANCE COMPLEX,BESIDE SHEETAL MARBLE,SURAT-DUMAS ROAD PIPLOD,SURAT-395 007  
PH :0261-9825033396.

312.## SEIKON MOTORS (3161), PLOT NO.49,50,51 SAI ASHISH INDL. ESTATE,NEAR BAMROLI BRIDGE,120 FT. BAMROLI ROAD,SURAT (GUJARAT)  
PH :0261-9426149996.

313.\*\* PATEL MOTORS (3060), 64 BAJRANG NAGAR,NEAR OCTROI CHECK POST,NANA VARCHA,SURAT-395 006  
PH :0261-9909149498.

314.\* J.K.MOTORS (5158), LUHAR MOHALLA .POSTT PALGAM,DISTRICT - SURAT,SURAT -394510,GUJARAT  
PH :0261-9879865551.

315.\* TARUN MOTORS (5254), PLOT NO.A-10/14,ROAD NO.4,MAHATMA GANDHI ROAD,UDYOG NAGAR,UDHNA - SURAT,GUJARAT  
PH :0261-9712976141.

316.\* NILESH MOTORS (5347), AMBER SHOPPING CENTRE.OPP.SADHNA CHAMBERS,VARACHHA ROAD,DISTRICT - SURAT,GUJARAT  
PH :0261-9377762660.

## SURENDERANAGAR

317.## ADIT MOTORS (1247), 504/B PHASE-III,G.I.D.C. WADHWAN CITY,SURENDRANAGAR-363 035,  
PH :02752-9825228205.

## TALALA

318.\* RUBY MOTORS (5942), SASAN ROAD,OM NAGAR,TALALA-362150,DISTRICT-JUNAGAD H,GUJARAT  
PH :02877-9426975022.

## TARAPUR

319.# JANMANGAL MOTORS (5871), NR. LPG GAS STATION,TARAPUR BAGODAR ROAD,TARAPUR-388180,DISTRICT-ANANAD, GUJARAT  
PH :02698-255800/255062.

## THARA

320.## SUKAN MOTORS (6030), NATIONAL HIGHWAY,THARA,TA-KANKREJ,DISTRICT-B ANASKANTHA-385550,GUJARAT,  
PH :9427494360.

## UMBERGAON

321.## KARAN AUTOMOBILES (2571), OPP. DAMRU WADI,UMBERGAON SANJAN ROAD,UMBERGAON DIST. VALSAD,GUJARAT-396 170  
PH :0260-9826336583.

## UNJHA

322.## AMBIKA MOTORS (3932), SADGURU COMPLEX,AHMEDABAD PALAM PUR HIGHWAY ROAD,UNJHA,MEHSANA-384170  
PH :9824517382.

## VADALI

323.# VRAJ MOTORS (4560), UMIYA PARK, HIGHWAY ROAD,VADALI TA,VADALI,SABARKANTA (GUJARAT)  
PH :02626-9427364109 / 9824030109.

\*\* A-Category Mass : Free & paid Service, Major repairs & Accidental repairs

## C-Category Mass : Free & paid Service & Minor repairs

\* B-Category Mass : Free & paid Service & Major repairs

# D-Category Mass : Free Service & Minor repairs

**MARUTI AUTHORISED SERVICE STATION (MASS) (AS ON 01.08.2016 )**

**VADGAM**

324.## CHAUDHARY & CHAUDHARY MOTORS (5651), OPP.RELIANCE PETROL PUMP,PALAMPUR ROAD - VADGAM,DISTRICT - BANASKANTHA,GUJARAT PH :02793-9925457783.

**VADODARA**

325.## MAYUR SERVICE STATION (2224), NEAR POLICE STATION,PRATAPNAGAR ROAD,BARODA-390 004, PH :0265-9879453031.

326.\*\* CAR CARE (2229), NEAR GANDHI OIL MILL,GORWA INDUSTRIAL ESTATE,BARODA-390 016, PH :0265-9227106915.

327.\*\* HONEST AUTO STRUCTURE WORKS (), NEAR SURAZ PLAZA,EAST OF JETALPUR RAILWAY UNDERBRIDGE,SAYAJI GUNJ,BARODA-390 005 PH :0265-9824014046.

328.\* GENERAL MOTOR REPAIRING WORKS (2529), NEAR LOK SATTIA PRESS,NAGARWADA,VADODARA-390 001, PH :0265-9825026106.

329.## DREAM MACHINES (2933), 19 MULJINAGAR COLONY,OPP. GHELANI PETROL PUMP,NIZAMPURA,VADODARA-390 002 PH :0265-9913420202 / 7575809939.

330.\* CAR CLINIC (4640), PLOT NO. B-7 (PART),ANUR ESTATE,NEAR DABHOI ROAD, JAKATNAKA,VADODARA (GUJARAT) PH :0265-9925003558.

**VALIA**

331.## HARI OM AUTO CARE (5750), NEAR MAZDA HOTEL - VALIA,ANKALESHWAR ROAD-VALIA,DISTRICT-BHARUCH,GUJRAT PH :-9427336094.

**VALSAD**

332.\* HONEST AUTO GARAGE (2220), SUGHAR FALIA,BEHIND MOTA GHANCHIWAD,VALSAD-396 001 (GUJARAT), PH :02632-9925055600 / 9426110767.

**VANTHLI**

333.\* INFINITY MOTORS (5963), 'RAVI RATAN'VADLA FATAK,OPP.HP PETROL PUMP ,POST VADLA,TAL VANTHLI-362205,DISTRICT-JUNAGADH,GUJ ARAT PH :-9737521899.

**VAPI**

334.\* H.V. MOTORS (5047), NEAR BILL KHADI,NH-8,BALITHA,API-396191,DISTRICT - VALSAD PH :0260-9824145599 / 9824405599.

**VIRAMGAM**

335.## KRISHNA MOTOR GARAGE (4038), OUTSIDE BHARWADI GATE,NEAR BHARAT PETROL PUMP,VIRAMGAM, PH :02715-9426415274 / 9016726604.

**VYARA**

336.# PARTH MOTORS (5240), D-1.CITY LIGHT TOWER KAKRAPAR,BYPASS ROAD-VYARA,DISTRICT-SURAT,GUJARAT PH :02626-9925039082.

**HARYANA**

**AMBALA**

337.\*\* RAVI MOTORS (1957), 125 STAFF ROAD,HOTEL SAVOY,AMBALA CANTT-126 102, PH :9315110209/9416640012.

338.\*\* GURU NANAK MOTORS (2036), POLICE LINES CHOWK,AMBALA CITY, PH :0171-2551645/2517061/9416155906.

339.## HIRA MOTORS (2740), 207 MILE STONE,VASANT VIHAR GT ROAD,N.H. -1,AMBALA CITY PH :9255285212.

340.## BASSAN MOTORS (4964), 99 TH MALL,AMBALA CATT - 133001,HARYANA, PH :9466000000.

**BADHARA**

341.\* S.S MOTORS (5735), NEAR REST HOUSE,BADHARA-123308,DISTRICT-BHIWANI,HARYANA PH :9255141288/9812451052.

**BAHADURGARH**

342.## GL AUTOMOBILES (5263), MAIN ROHTAK ROAD,SANKHOL OPP CH. DEVI LAL PARK,DISTRICT - BHADURGARH,HARYANA PH :01276-9416303473.

**BARARA**

343.## LUXMI AUTOZONE (5334), VPO BARARA,DISTRICT - AMBALA,HARYANA, PH :8222024046.

**BARWALA**

344.\*\* FAQIR CHAND QUALITY FUELS (5435), KILLA NO.20L.H.S. NH-65 ,CHANDIGARH ROAD - BARWALA,DISTRICT - HISAR,HARYANA PH :9215027000.

**BHIWANI**

345.## VEER MOTOR WORKSHOP (1850), 24 NEW MOTOR MARKET ,BHIWANI,(HARYANA),, PH :-9416057857.

**BHUNA**

346.\* MITTAL AUTOMOBILES (5748), NEAR BUS STAND ,JAKHAL ROAD - BHUNA,PIN-125111,DISTRICT-FATEHABAD,H ARYANA PH :9813207221.

**FARIDABAD**

347.\*\* INSUH AUTO ENGINEERS P. LTD. (), 13/3 MAIN MATHURA ROAD,(ADJOINING FRICK INDIA),FARIDABAD-121 003, PH :0129-2272587, 2272484, 9810135516.

348.## KHURANA AUTOMOBILES (2863), 3C/60 B.P. (OPPOSITE ESI HOSPITAL),N.I.T.,FARIDABAD, PH :0129-4056020, 4056021.

349.## SARASWATI AUTOMOBILES (4465), 44 B.P.NEELAM BATA ROAD,N.I.T,FARIDABAD PH :0129-4029665, 2429665/9811446686.

350.## BALAJI SERVICE STATION (4956), SECTOR 23-24, MAIN ROAD,NEAR BALAJI DHARM KATA,FARIDABAD-121 004,HARYANA PH :0129-9818700422/4100265.

351.\*\* PERFECT AUTOZONE (P). LTD. (5667), VILLAGE ANKHIR,OPP,SEC 21D,MAIN BADHKAL ROAD,DISTRICT - FARIDABAD,HARYANA PH :0129-2460020/2460030.

352.## AUTO ENGINEERS (5350), 131.DLF INDUSTRIA AREA ,PHADE-1,DISTRICT - FARIDABAD,HARYANA, PH :0129-9810004318/9312524511/4124511.

**FARRUKHNAGAR**

353.\*\* M R MOTORS (5946), GURGAON-JHAJJAR ROAD,OPP. ANAAZ MANDI,FARRUKHNAGAR-123506,DISTRICT- GURGAON,HARYANA PH :9810831200.

**FATEHABAD**

354.## DHINGRA AUTOMOBILES (1856), G.T. ROAD,FATEHABAD,(HARYANA), PH :9416049167.

355.## INDORA MARUTI SERVICE STATION (3064), BHATTU ROAD,FATEHABAD-125 050,(HARYANA), PH :01667-9812325457.

**GANAUR**

356.## SITA AUTOMOBILES (4260), 347, WARD NO. 10,BST ROAD,GANAUR,DISTT- SONEPAT PH :0130-9416062747.

**GANGWA**

357.\*\* PANCHMUKHI AUTOMOBILES (5968), HISSAR RAJGARH ROAD,GANGWA-125001,DISTRICT-HISSAR,H ARYANA PH :-9728100029/9255562564.

**GOHANA**

358.## KRISHNA MOTORS (4132), ROHTAK ROAD,GOHANA, PH :01263-9017062999.

**GURGAON**

359.## GANGA MOTORS (), SHIVPURI,GURGAON-122 001, PH :0124-2314940/2322084/98104306028.

360.\*\* SOMESH AUTOMOBILES (), SHIVALAYA,A-56 ROAD PHASE-I,DLF QUTAB ENCLAVE,GURGAON-122 002 PH :0124-4055275/2352162/9213094482-83.

361.## TECHORIVE AUTOMOBILES PVT. LTD. (3346), 27,NATHUPUR ROAD,DLF CITY PH-3,GURGAON-122002,HARYANA PH :0124-4067799/4069977/9999009977.

362.\*\* QUTAB AUTOMOBILES (3668), BEHIND SUSHANT LOK-I,POLICE POST NEAR RIDGEWOOD,DLF PHASE-IV,GURGAON PH :0124-2385333/92267334/4046658-59/9811687 333.

363.## TOP GEAR AUTOMOTIVE ENGINEERS (4464), MAIN JHARSA ROAD,GURGAON,(HARYANA), PH :0124-4039011, 9810304011, 9891439407.

364.## A & A ENTERPRISES (4639), 396,PHASE-IV,UDYOG VIHAR,GURGAON (HARYANA) PH :0124-2399862, 63, 9312063450/9868599812.

365.## RAJASTHAN AUTO WORKS (4760), LT. ATUL KARATIA MARG, NEAR PETROL PUMP,AKASHI FILLING STATION,AMAN PURA, SECTOR-5 ROAD,GURGAON-122001 (HARYANA) PH :0124-2300238/9211819420/9810058722.

366.## MANISH AUTOMOBILES (4777), GHATA ROAD,WAZIRABAD, NEAR SECTOR-56,GURGAON-122001,HARYANA PH :0124-9873243858/9899561595/9899475288.

367.\* KUMAR AUTOMOBILES (4848), BEHRAAMPUR ROAD,NEAR NH-8,GURGAON -122001,HARYANA PH :0124-9873431696/2215696/9873448804.

\*\* A-Category Mass : Free & paid Service, Major repairs & Accidental repairs

## C-Category Mass : Free & paid Service & Minor repairs

\* B-Category Mass : Free & paid Service & Major repairs

# D-Category Mass : Free Service & Minor repairs

**MARUTI AUTHORISED SERVICE STATION (MASS) (AS ON 01.08.2016 )**

368.## S G MOTORS (5756), PLOT NO.494,SECTOR 37,PACE CITY II,VUDYOG VIHAR VI - GURGAON,DISTRICT- GURGAON,HARYANA PH :0124-9910955113.

369.## SRI PARKASH AUTOMOBILES (5862), BAUGHNERA ROAD,NEAR PARKASH PURI ASHRAM,NEW PALAM VIHAR,GURGAON-122001,DISTRICT-GURGA ON,HARYANA PH :-9899157729.

370.\*\* SEVEN HILL SERVICE STATION (6038), VIJAY VIHAR,MAIN SILOKHRA ROAD,SEC-30,GURGAON- 122002,HARYANA, PH :-9810602354.

**HANSI**

371.\*\* VIKAS AUTOMOBILES (4744), SHANTI NIKETAN,OPP. JIND BYE PASS, G.T. ROAD,HANSI,DISTRICT-HISSAR (HARYANA) PH :01663-9466248037.

**HISSAR**

372.\* PALCO MOTOR GARAGE (4739), 96 AUTO MARKET,HISSAR-125001,HARYANA, PH :01662-9896303233.

373.\*\* SALASAR AUTO (4735), OPP. VIDYUT NAGAR GATE NO. 2,DELHI ROAD,HISSAR-125001,HARYANA PH :01662-9355486716.

374.\* SAI AUTOMOBILES (5267), MAIN DELHI ROAD,HISSAR,PIN - 125001,HARYANA, PH :01662-9812900046.

**HODAL**

375.## VED MOTORS (2247), HIGHWAY ROAD,NEAR RAILWAY STATION CHOWK,HODAL-121 106,(FARIDABAD) PH :01275-236238/9255456907.

**INDRI**

376.## ASHOKA MOTOR (6041), OPP. PARTAP FILLING STATION,LADWA ROAD,TEHSIL-INDRI,DISTRICT-KARNAL,HAR YANA, PH :-9896234001.

**ISMAILABAD**

377.\* VINAYAK MOTORS (6052), OPP. MAHARAJA PALACE,AMBALA HISSAR ROAD,ISMAILABAD-136129,HARYANA PH :-9416250081/9996045636.

**ISRANA**

378.## SHIV DARSHAN AUTOMOBILES (6051), ISRANA PANIPAT ROAD,NR. NC COLLEGE,ISRANA-132103,DISTRICT-PANIPA T,HARYANA PH :-9911366230.

**JHAJJAR**

379.## VASUNDHRA MOTORS (1467), REWARI ROAD,JHAJJAR-124 103,(HARYANA), PH :-9812012180.

**JIND**

380.## MOHIT MOTORS (1574), SAFIDON GATE,JIND-126 102, PH :-9215501565.

**KAITHAL**

381.## HIND AUTOMOBILES (1858), AMBALA ROAD,KAITHAL, PH :-9355632777 , 9872849992.

**KANINA**

382.## SHREE KRISHNA MOTORS (5953), BHOOP SINGH MARKET,NEAR PETROL PUMP,MAHINDERGARH ROAD,KANINA-123027,DISTRICT-MAHINDER GARH,HARYANA PH :-9467641678.

**KARNAL**

383.\*\* RUBY MOTORS (4734), 28/3 HSIDC,NEAR NAMASTEY CHOWK INDUSTRIAL AREA,KARNAL-132001,HARYANA PH :0184-9896345633.

**KHARKHODA**

384.\* PRANAV MOTORS (5771), SAMPLA ROAD,KHARKAUDA-131402,DISTRICT-SONE PAT,HARYANA, PH :-09896145161.

**KUNDLI**

385.## SHIV SHAKTI AUTOMOBILES (4628), JANTI ROAD,NEAR S.P. COLD STORAGE,KUNDLI,HARYANA PH :-9811047480.

**KURUKSHETRA**

386.## KARTAR MOTORS (1645), RED ROAD,KURUKSHETRA-132 118, PH :01744-9896245900.

387.## SAINI MOTORS (2131), G.T. ROAD,UMRI CHOWK,KURUKSHETRA,(HARYANA) PH :01744-9896183931.

388.\*\* KARTAR MOTORS (5349), PLOT O 65-66,SECTOR -2,HUDA INDUSTRIAL,AREA KURUKSHETRA PH :01744-221343.

**LOHARU**

389.## BHAWNA MOTORS (6028), BHIWANI ROAD,LOHARU-127201,DISTRICT-BHIWANI, HARYANA PH :01251-9466117900/217239.

**MAHENDERGARH**

390.## SHREE SHYAM MOTORS (5843), NEAR I.O.C PETROL PUMP,MAHENDERGARH-123029,DISTRICT-M AHENDERGARH,(HARYANA) PH :01285-222020/9416065855.

**MANDI ADAMPUR**

391.## MITTAL AUTO AGENCIES (2966), 113-15 AUTO MARKET,MANDI ADAMPUR,(HARYANA), PH :01669-43300.

**MANESAR**

392.## MAITRI SERVICE STATION (2378), N.H.8,DELHI-JAIPUR ROAD,MANESAR (GURGAON), PH :0124-2290349/9212017293/9911104120.

**NARNAUL**

393.## SHYAM AUTO TRADE (1571), SINGHANA ROAD,NARNAUL-123 001,(HARYANA), PH :01282-251605/251620/9466432785.

**NILOKHERI**

394.## SURENDERA MOTORS (5049), NEW NEHSIL ROAD,NILOKHERI,DISTRICT KARNAL,NILOKHERI-132117,HARYANA PH :-9996308730.

**PALWAL**

395.\*\* D.K. & R.K. MOTORS (1159), NEAR BUS STAND,BYE-PASS ROAD,PALWAL-121 102,(HARYANA) PH :01275-252647/251816.

396.\* SHEELA MOTORS (5141), OPP MUNICIPAL COUNCIL OFFICE,G T ROAD,DISTRICT - FARIDABAD,HARYANA PH :01275-9416066251/401501.

**PANCHKULA**

397.\*\* PANCHKULA AUTO SERVICES (1949), PLOT NO.300,PHASE-II INDUSTRIAL AREA,PANCHKULA-134 109,(HARYANA) PH :-9915230196.

**PANIPAT**

398.\*\* PREM MOTORS (2266), PLOT NO.134,SECTOR 25 INDUSTRIAL AREA,PANIPAT, PH :01742-9416438046.

**PATAUDI**

399.## SHUBHAM AUTOMOBILES (4641), REWARI ROAD,PATAUDI,DISTT. GURGAON, PH :0124-2672942, 9812665240.

**PEHOWA**

400.\* AMAR AUTOMOBILES (2270), OPP. DAV COLLEGE,AMBALA ROAD,PEHOWA DISTT. KURUKSHETRA,(HARYANA) PH :-9896002974.

**PUNDRI**

401.## KHURANA MOTORS (3839), GREEN VALLEY,KARNAL ROAD,PUNDRI, PH :01746-9996150250.

**RADAUR**

402.\* SHRI SHIVAM AUTOMOBILES (5852), S.K. ROAD,OPP. ESSAR PETROL PUMP,RADAUR-135133,DISTRICT-YAMUNAN AGAR,HARYANA PH :135133-9255952717.

**RANIA**

403.## SINGLA MOTORS (3779), NEAR BUS STAND,RANIA-125 076,DISTT. SIRSA (HARYANA), PH :01698-9416011238.

**REWARI**

404.## GAUTAM MOTORS (1837), NARNAUL ROAD,REWARI -123401 (HARYANA)., PH :01274-22895/222395/325095.

405.\* SHIVAM SERVICES (1466), OPP. CENTRAL SCHOOL,GARHI BOLNI ROAD,REWARI-123 401, PH :01274-254825/9416288341.

406.## PULYANI MOTORS (4663), BEHIND KAMLA PALACE,CIRCULAR ROAD,REWARI-123401 ,HARYANA PH :01274-9416064738/ 252238/ 257938/9955963168.

**SADHAURA**

407.## SHREE GANESH MOTORS (5959), NEAR INDIAN OIL PETROL PUMP,KALA AMB ROAD,SADHAURA-133204,DISTRICT-YAMUN ANAGAR,HARYANA PH :-9813376260.

**SHAHABAD**

408.\*\* MAHALAXMI MOTORS (), LADWA ROAD,SHAHABAD MARKANDA-136 135,(HARYANA), PH :-42433,41933.

**SIWANI**

\*\* A-Category Mass : Free & paid Service, Major repairs & Accidental repairs

## C-Category Mass : Free & paid Service & Minor repairs

\* B-Category Mass : Free & paid Service & Major repairs

# D-Category Mass : Free Service & Minor repairs

**MARUTI AUTHORISED SERVICE STATION (MASS) (AS ON 01.08.2016 )**

409.## GANESH AUTOMOBILES (5931), LOHARU  
MORH,SIWANI-127046,DISTRICT-BHIWANI,H  
ARYANA  
PH :-9812022020.

**SOHNA**

410.\*\* SHRI SHYAM MOTORS (5951),  
OPP.RAGHUNANDAN PETROL PUMP,NEAR  
GD GOENKA INTERNATIONAL  
SCHOOL,SOHNA-122103,HARYANA  
PH :-9582350079.

**SONIPAT**

411.## NEW HIGHWAY MOTORS (5055), MAIN  
DELHI ROAD,SONEPAT,HARYANA,  
PH :-9416672009, 9812530120.

**TAURU**

412.## R M MOTORS (5842), WADE NO:4BEHIND  
WINE SHOP MAIN REWARI SOHNA  
ROAD,TAURU-122105,DISTRICT-MEWAT,HA  
RYANA  
PH :-9812378663.

**TOHANA**

413.## DHANDA MOTORS (2271), PLOT NO.4,RATIA  
ROAD,TOHANA,DISTT. FATEHABAD  
PH :-20368.

**TOSHAM**

414.## MOHINI AUTOMOBILES (6026), OPP.NEW  
ANAJ MANDI,NEAR MINI  
BANK,TOSHAM-127040,DISTRICT-BHIWANI,H  
ARYANA  
PH :-9215959995/9992251000.

**UKLANA**

415.\* SHREE GANESH MOTORS (5747), PLOT  
NO#29,UKLANA  
MANDI,DISTRICT-HISSAR,PIN-125113,HARY  
ANA  
PH :-98123091531.

**YAMUNANAGAR**

416.\*\* GOPAL AUTOMOBILE SERVICE STATION  
(1874), NEAR LAL DAWARA,JAGADHRI  
ROAD,YAMUNANAGAR-135 001,  
PH :01732-21067 FAX:21067.

**HIMACHAL PRADESH**

**ALAMPUR**

417.## SUBH AUTOMOBILES (5964),  
SH-39,ALAMPUR-176110,DISTRICT-KANGRA,  
HIMACHAL PRADESH,  
PH :-9805751228/9418006656.

**AMB**

418.## SHUBHAM MOTORS (5933), NEAR PINDI  
ASHRAM,HAMIRPUR  
ROAD,AMB-177203,DISTRICT-UNA,HIMACHA  
L PRADESH  
PH :-9418114176.

**ANNI**

419.## SARAJ AUTO WORLD (6044), VERMA  
BUILDING,NR. NAGAN  
HARIPUR,TEHSIL,ANNI-172026,DISTRICT-KU  
LLU,HIMACHAL PRADESH  
PH :-9805030002.

**BADDI**

420.\*\* LAJ MOTORS (5541), 436.MAUJA  
SURAJ,MAJRA LABANA,BADDI,DISTRICT -  
SOLAN,HIMACHAL PRADESH  
PH :-9218644189.

**BANGANA**

421.## TRISHLA AUTOMOBILES (5869), VILLAGE  
BPO & TEHSIL  
BANGANA,BANGANA-174307,DISTRICT-UNA,  
HIMACHAL PRADESH  
PH :-9817645350.

**BANOI**

422.## BAWA SERVICE STATION (4634), VILL  
BANOI,TEH SHAHPUR P.O.,BANOI,DIST  
KANGRA (HIMACHAL PRADESH)  
PH :-9218433873.

**BARMANA**

423.## AVER AUTO (5955), VILLAGE LAGAT,TEHSIL  
SADAR,PO BARMANA-174013,HIMACHAL  
PRADESH,  
PH :-9418064130.

**BHAMBLA**

424.\* DHIMAN MOTORS (3837), PLOT NO.  
42,INDUSTRIAL AREA,  
BHAMBLA,JAHU,DISTT MANDI  
PH :01972-9816227437.

**BHUNTAR**

425.## HANDA MOTORS (4262), HANDA  
COMPLEX,NEAR AIRPORT,BHUNTAR,KULLU  
(H.P)  
PH :01902-9816007003.

**BILASPUR (H.P)**

426.## BHASKAR AUTO SPARE & SERVICE (1730),  
8-B ROURA SECTOR II,(NEAR DURGA  
MANDIR),BILASPUR-174 001 (H.P.),  
PH :-9817011700.

**CHAMBA**

427.## KAILASH SERVICE STATION (3527), AMRIT  
NIWAS MOHALLA,BONGUTA,CHAMBA  
TOWN,DISTT CHAMBA  
PH :01899-24485.

428.\* AUTOZONE (5247), PATHANKOT RAOD  
.FAREL,SULTANPUR - CHAMBA,DISTRICT -  
CHAMBA,HIMACHAL PRADESH  
PH :-9418214848.

**DARLAGHAT**

429.## CHANDEL SERVICE STATION (5233),  
DARLAGHAT,DISTRICT-SOLAN,HIMACHAL  
PRADESH,  
PH :-9816039865.

**DEHRA**

430.\* WALIA ENTERPRISES (4252), HANUMAN  
CHOWK,NEAR DEHRA  
BRIDGE,DEHRA,DISTT. KANGRA  
PH :01970-233184, 233751.

**DHARAMSALA**

431.## EAGLE MOTOR SERVICE STN. (6426), SHAM  
NAGAR,DHARAMSALA-176215 (HIMACHAL  
PRD ),  
PH :-9418540627.

432.## SHIV SHAKTI CAR CARE (1277), NEAR  
RAINBOW SCHOOL,DARI  
ROAD,DHARAMSHALA-176 057,  
PH :-9318752074.

433.## HIM AUTO STATION (3773), VPO  
DARI,DHARAMSHALA,(H.P.),  
PH :01892-23055.

**GAGGAL**

434.\* CHAUDHARY SERVICE STATION (1966),  
GAGGAL (ICHHI),DISTT. KANGRA  
(H.P.),PIN-176 209,  
PH :-.

**GHUMARWIN**

435.## BHASKAR AUTO SPARES & SERVICES  
(5147), VILLAGE  
KULARU,GHUMARWIN,DISTRICT -  
BILASPUR,HIMACHAL PRADESH  
PH :-9816597285.

**GUMMA**

436.## CHAUHAN ENTERPRISES (5660), VILLAGE  
GUMMA,TEHSIL KOTKHAI,GUMMA,DISTRICT  
- SHIMLA,HIMACHAL PRADESH  
PH :-9816125191.

**JAWALA JI**

437.## SRI PARBHAT MOTORS (5036), VPO &  
TEHSIL, JAWALI-(BHANEI),DISTRICT -  
KANGRA,(HIMACHAL PRADESH),  
PH :-09816302881,09418004143.

**JAWALAMUKHI**

438.## LAKSHMI AUTO SPARES & SERVICE  
CENTRE (4630), NEAR GANJU BAGH, DEHRA  
ROAD,JWALAMUKHI,TEH. DEHRA,DIST.  
KANGRA (HIMACHAL PRADESH)  
PH :01970-223018, 9418091048.

**KARSOG**

439.## DEEPAK AUTOMOBILES (4057), MR.  
DEEPAK SHARMA,C/O SHARMA GENERAL  
STORE,KARSOG, MAIN BAZAR,DIST MANDI,  
HIMACHAL PRADESH  
PH :01907-9817063007.

**KAZA**

440.## SPITI MOTORS (6033), VILL. &  
PO,KAZA-172114,DISTRICT-LAHAUL &  
SPITI,HIMACHAL PRADESH,  
PH :-9418758974.

**KEYLONG**

441.## YOLAX MOTORS (3830), KEYLONG,DISTT.  
LAHAUL & SPITI,  
PH :01900-22448, 22517.

**KULU**

442.## SURYA MOTORS & SERVICE CENTRE  
(2943), NH-21,MANALI ROAD,BABELI,DISTT.  
KULLU-175 138 (H.P.)  
PH :01902-9418059966.

443.## PURI BROTHER'S (4242), I.O.C  
DEALER,DHALPUR,KULU,H.P  
PH :01902-9805410063.

**KUMARHATTI**

444.\* SOLAN AUTOMOBILES PVT. LTD. (6420),  
DAGHOTA(SOLAN),P.O.KUMAR HATTI-173  
229 (H.P.),  
PH :-66173.

**KUMARSAIN**

445.## RED LINE (5965), VILL. KEPU,PO KIRTI  
SAINZ,TEHSIL,KUMARSAIN-172030,DISTRIC  
T-SHIMLA,HIMACHAL PRADESH  
PH :-9805996506.

**MANDI**

446.\*\* BHAGWATI AUTOMOBILES (), 13  
INDUSTRIAL AREA,PHASE-III,SAULI  
KHAD,MANDI-175 001  
PH :-9418461897.

**MARANDA**

447.## MODERN SERVICE CENTRE (1175), PUSH  
P COMPLEX,MARANDA-176 102,(H.P.),  
PH :-9816263610.

**MEHATPUR**

\*\* A-Category Mass : Free & paid Service, Major repairs & Accidental repairs

## C-Category Mass : Free & paid Service & Minor repairs

\* B-Category Mass : Free & paid Service & Major repairs

# D-Category Mass : Free Service & Minor repairs

# MARUTI AUTHORISED SERVICE STATION (MASS) (AS ON 01.08.2016 )

448.## BUDHA AUTO HOUSE (6422), MAIN BAZAR,UNA,MEHATPUR-174315 (H.P.), PH :-64061,61766.

## MUBARAKPUR

449.## SHIV SHAKTI AUTOMOBILES (1732), HOSHIARPUR ROAD,MUBARKPUR,DISTT. UNA,(H.P.) PH :1976-64661.

## NADAUN

450.\*\* CAR CARE ENGINEERS (4423), HOSHIARPUR ROAD,MANPUL,NADAUN-177033,DISTT HAMIRPUR (H.P) PH :01972-9857799080.

## NAHAN

451.## AGARWAL MOTORS (3334), GUNNU GHAT,NEAR TELECOM COLONY,NAHAN-173 001, PH :01702-25679(O),23558(R).

## NALAGARH

452.## KRISHNA MOTOR (5275), PEERTHAN.PO NALAGARH,DISTRICT - SOLAN,HIMACHAL PRADESH, PH :01795-223561.

## PALAMPUR

453.\*\* SANGRAI AUTO SERVICE (6430), OPP. SITLA MATA MANDIR,PALAMPUR-176 061,DISTT. KANGRA (H.P.), PH :01894-32685.

454.## SANTOSHI AUTOMOBILES (4776), VILLAGE & P.O, BHAWARNA,TEHSIL,PALAMPUR,DISTRICT-KANGRA (HIMACHAL PRADESH) PH :01894-9418225068.

## PAONTA SAHIB

455.## SUMEET MOTORS (1441), SHAMSHERPUR,PAONTA SAHIB-173 025,(H.P.), PH :-22264.

## PAPROLA

456.## ABROL AUTOMOBILES (3470), RAJ KUMAR ABROL,V&PO BIR,TEH. BAJUNATH,DISTT. KANGRA (H.P.)-176 077 PH :01894-68517.

## PARWANOO

457.## DIVYA SALES (6428), DIVYA BHAWAN VILL. KAMU,SECTOR-1,PARWANOO, PH :-32685.

## PATLI KUMAL

458.\* JAMDAGNI MOTORS (), VILLAGE PATLI KAUHAL,P.O,KATRAIN,DISTT.KULLU (H.P.), PH :-9816040247.

## RAJGARH

459.## RAJGARD AUTOMOBILES (5458), PO RAJGARH,TEH RAJGARH,DISTRICT - SIRMOUR,HIMACHAL PRADESH, PH :01799-221055.

## RAMPUR BUSHAHR

460.\*\* HIGHWAY SERVICE STATION (2649), CHUHA BAG,RAMPUR BUSHAHR,DISTT. SHIMLA,(H.P.) PH :01782-34043.

461.## KRISHNA AUTOMOBILE (4438), VILL CHUHA BAG,RAMPUR BUSHAHR-172001, PH :0177-233046, 233091.

## RECONG PEO

462.## KRISH AUTO (4134), V.P.O. DUNI,RECONG PEO,TEHSIL KALPA,DISTT KINNOUR (HP) PH :01786-226053, 226017.

## ROHRU

463.## KAMTA SERVICE STATION (2338), ROHRU,DISTT. SHIMLA,(H.P.), PH :01781-34430.

## SALASHI

464.## THAKUR AUTOMOBILES (3838), JALANDHAR MANALI NATIONAL HIGHWAY (NH70),NEAR DAV SCHOOL,VILLAGE SALASHI,DISTT HAMIRPUR PH :01972-9418490904.

## SARKAGHAT

465.## SHAKUNTLA MOTORS (5755), MANDI ROAD-SARKAGHAT,DISTRICT-MANDI,PIN-17 5024,HIMACHAL PRADESH PH :-8679591009.

## SHIMLA

466.\*\* GURRAJ AUTO SERVICE (), BAMLOE CHOWK,SIMLA-171 001, PH :-6558.

467.\*\* MOTO WORLD (6433), NAVBAHAR,SIMLA-171 002, PH :-72917.

## SOLAN

468.## SOLAN SERVICE CENTRE (), BYE PASS,NEAR PWD OFFICE,SOLAN-173 212, PH :-3149.

## SUBATHU

469.## SHYAM AUTOMOBILES (4558), NEAR SHANTI FILLING STATION,V.P.O RADYANA,SUBATHU,DIST SOLAN (HIMACHAL PRADESH) PH :0179-2275606.

## SUNDERNAGAR

470.\*\* V.M. SERVICE STATION (3777), CHAMUKHA,P O HARABAGH,NH-21,SUNDER NAGAR-174 402 (H.P.) PH :01907-9882196857.

## THEOG

471.## JOSHI MOTORS (2778), SHALLI BAZAR,THEOG,DIST. SHIMLA,(H.P.) PH :-.

## UNA (HP)

472.## TRINITY AUTO FAST ENGINEERS (1755), RAKKAR COLONY,NANGAL ROAD,UNA (H.P.), PH :01975-9816628020.

473.## RUDRA MOTORS (3925), NEAR OLD HOSPITAL CHOWK,NH-22,UNA - 174303 (H.P.), PH :01935-9816906717.

## JAMMU & KASHMIR

### ANANTNAG

474.## ENN DEE MOTORS (1222), NATIONAL HIGHWAY,BATENGGOO,ANANTNAG.(J&K),. PH :-9878329758.

### AWANTIPORA

475.## KESAR AUTOMOBILES (5938), KHAR ,MORH,NATIONAL HIGHWAY 1A,AWANTIPORA-192122,DISTRICT-PULWA MA,JAMMU & KASHMIR PH :-9419507495.

### BARAMULA

476.\* MARUTI MASTERS (4369), KANISPORA,BARAMULA,KASHMIR, PH :-990659944.

### BARI BRAHMANA

477.\* HIGHWAY AUTO CARE (5941), NH1A,OPP. PAHALWAN RESTAURANT,BARI BRAHAMNA-181133,DISTRICT-SAMBA,JAMMU & KASHMIR PH :-9419199262.

### CHADOORA

478.\* VEHICLE MASTERS (4661), MAIN ROAD,CHADOORA-190001,DIST. BUDGAM,JAMMU & KASHMIR PH :-9419475708.

## DURU

479.## NOBLE GARAGES (6031), NEAR BUS STAND,DURU-192211,DISTRICT-ANANTNAG, JAMMU & KASHMIR PH :-9419000788.

## JAMMU

480.\*\* KWIK FIT (2343), AMBPALLA,B.C. ROAD,JAMMU-180 001, PH :-9419182675.

481.\*\* MOBEL GARAGES (), NARWAL CHOWK,TRANSPORT NAGAR,JAMMU-180 007, PH :-9796800000.

482.\*\* CHECK N CARE AUTOMOBILE CENTRE (1773), OPP. GURUDWARA SRI SINGH SABHA,NARWAL BYE PASS ROAD,JAMMU, PH :-9419190796.

483.## NEW HIGHWAY AUTOMOBILES (4531), NATIONAL HIGHWAY ROAD,SIDHRA BYE PASS,JAMMU, PH :-9419181243.

484.\* CARE POINT AUTOMOBILES (4652), OPP. BSF CAMPUS ROAD,AKHNOOR ROAD,JAMMU-180002, PH :0191-9419283151.

485.## NATIONAL MOTORS (5074), OPP APNA VIHAR,B.P. PETROL PUMP,NH-1A,KUNJWANI JAMMU,DISTRICT - JAMMU,JAMMU & KASHMIR PH :-9419194368.

## KARGIL

486.\* ZOZILA ENGG. WORKS (), KARGIL,LADAKH-194 103, PH :-9419176212.

## KATHUA

487.\* KATHUA MOTORS (3323), HATLU MORE,KATHUA-184 102,(J&K), PH :-9419150136.

## KATRA

488.## VIDYA AUTOMOBILES (1165), JAMMUR ROAD,KATRA JAMMU ROAD,KATRA,(J&K) PH :01991-9419162339.

## KISHTWAR

489.## MINTOO MOTORS (4133), NEAR H.H.P.C SCHOOL,KISHTWAR,DISTT DODA (J & K), PH :01995-9419154100.

## MATTAN

490.## DANISH AUTOMOBILES (5478), PAHAL GAM ROAD,STATE HIGHWAY - MATTAN,DISTRICT - ANANTNAG,JAMMU & KASHMIR PH :01932-9419045672.

\*\* A-Category Mass : Free & paid Service, Major repairs & Accidental repairs

## C-Category Mass : Free & paid Service & Minor repairs

\* B-Category Mass : Free & paid Service & Major repairs

# D-Category Mass : Free Service & Minor repairs



**MARUTI AUTHORISED SERVICE STATION (MASS) (AS ON 01.08.2016 )**

**PHINTER**

491.## BADYAL AUTOMOBILES (4149), C/O BADYAL AUTOMOBILE,PHINTER,TEH BILLAWAR,DISTT KATHUA PHINTER (J & K) PH :01921-9419691916.

**POONCH**

492.\* REHAN AUTOMOBILES (5145), KUNYIAN THSIL HAVLI,DISTRICT POONCH - 185101,JAMMU & KASHMIR, PH :09419934151.

**PULWAMA**

493.\*\* KASHMIR AUTOMOBILES (5352), SRINAGAR SHOPIAN ROAD,FRUIT MANDI,PULWAMA,DISTRICT - PULWAMA,JAMMU & KASHMIR PH :01933-9906799324.

**RAJOURI**

494.## MILLENNIUM MOTORADES (2937), ALPHA GATE,T.C.P.,RAJOURI-185 132,(J&K) PH :01962-9419329486.

495.## HIGHWAY CAR CARE (2779), POONCH ROAD,NEAR MES WATER POINT,RAJOURI,(J&K) PH :01962-9419189172.

**REASI**

496.## U LIKE CAR CLINIC (4771), GITA NAGAR,REASI JYOTIPURAM ROAD,REASI,DISTRICT-UDHAMPUR (JAMMU & KASHMIR) PH :01991-9906015150.

**SAMBHA**

497.## DHANSAR CAR CLINIC (5146), NATIONAL HIGHWAY,SUPWAL SAMBHA,DISTRICT - JAMMU,J&K PH :9419934151.

**SHOPIAN**

498.## MALIK'S CAR CENTRE (5370), SOFANAMAN,SHOPIAN,JK-192303,DISTRICT - PULWAMA,(JAMMU & KASHMIR), PH :9906634192.

**SOPORE**

499.## HASSAN MOTORS (2434), BPC DEALER,SOPORE,KASHMIR, PH :9419597727.

**SRINAGAR**

500.## AHMED MOTORS (3032), SEMPORA,PANTHCHOWK,NATIONAL HIGHWAY,SRINAGAR-191 101 PH :0194-9906437333.

501.## MODERN MOTORS (4532), NH-1A,NARBAL CROSSING,SRINAGAR, PH :0194-9419014779.

502.\* SRINAGAR AUTOMOBILES (4925), M.A. LINK ROAD,NEAR TRANSPORT YARD BRIDGE,CHINARBAGH,SRINAGAR-190001 (JAMMU & KASHMIR) PH :0194-9419001793.

503.## NEW NATIONAL AUTOMOBILES (5073), RAM BAGH,AIRPORT ROAD.SRINAGAR,DISTRICT - SRINAGAR,JAMMU & KASHMIR, PH :0194-9419909528.

504.\* A.B. MOTORS (5072), BEHIND NEW SECRETARIAT ROAD,SRINAGAR,DISTRICT - SRINAGAR,JAMMU & KASHMIR PH :0194-9419909528.

505.\* HASEEN MOTORS (5249), BY-PASS BRIDGE BAGH MEHTAB,SRINAGAR,JAMMU & KASHMIR, PH :0194-9419518416.

506.\*\* J&K AUTOMOBILES (5562), ALI JAN ROAD,NEAR SKIMS SOURA SRINAGAR,DISTRICT - SRINAGAR,JAMMU & KASHMIR PH :0194-9419078787.

507.\*\* ADAM'S AUTOAIDES (5766), SIDCO INDUSTRIAL EXTATE,SHALTENG,SRINAGAR,-DISTRICT-S RINAGAR,JAMMU & KASHMIR PH :0194-99065800893.

508.\* STANDARD AUTOMOBILES (5476), MIRZA KAMIL SAHIB HAWAL CHOWK,SRINAGAR,DISTRICT - SRINAGAR,JAMMU & KASHMIR PH :0194-9419729483.

**SURNKOTE**

509.## A.S. AUTOMOBILES (5976), IQBAL NAGAR,SURANKOTE,DISTRICT-POONCH,JA MMU & KASHMIR, PH :9,469,014,765.

**THANA MANDI**

510.## DANISH AUTOMOBILES (6047), R/O W NO.3,HUSPLATE,THANAMANDI-185212,DIST RICT-RAJOURI,JAMMU & KASHMIR PH :9858938248.

**VIJAYPUR**

511.## BANSI LAL MARUTI SERVICE STATION (4748), SWANKHA MORH,NATIONAL HIGHWAY,VIJAYPUR-180001,DISTRICT-SAM BA (JAMMU & KASHMIR) PH :01923-9419106798.

**JHARKHAND**

**BOKARO**

512.## UUEA AUTOMOBILES (4845), S-21 CITY CENTRE,BOKARO STEEL CITY,BOKARO-827004,,JHARKHAND PH :06542-9431127441.

**CHANDRAPUR**

513.# SAKHUJA AUTOMOBILES (5826), HIRAK ROAD,NEAR DVC MAIN GATE,CHANDRAPURA-825303,DISTRICT-CH ANDRAPURA,,JHARKHAND PH :9835787536.

**DEOGHAR**

514.\* GARGEES AUTOMOBILE (2276), OPP. D.C. RESIDENCE,CIRCULAR ROAD,BARMASIA,DEOGHAR-814 112 (BIHAR) PH :06432-9431132526.

**DHANBAD**

515.## MAJUMDAR CAR SCAN (5135), BHUFORCE ,K G ASHRAM ROAD,SARAIDELA - 828301,DISTRICT - DHANBAD,JHARKHAND PH :0326-9835361472.

516.## PRIYA AUTO (4868), OPPOSITE MINNING SCHOOL,SINDRI ROAD, BHAGA,DHANBAD-828301,JHARKHAND PH :0326-9431124817.

**DUMKA**

517.\* NATIONAL ENGG. WORKS (5220), AUTOMOBILE ENGINEERS,DUMKA (BIHAR), PH :06434-222325.

**GARHWA**

518.## VIKAS AUTOMOBILE SERVICES (2647), RAILWAY STATION ROAD,GARHWA-822114,ZARKHAND, PH :06561-9204527287.

**HAZARIBAGH**

519.## ALOK MOTORS (), NEAR INDRAPURI CHAWK,HAZARIBAG-825 301,(BIHAR), PH :06546-9431140740.

520.## SRI RAM MARUTI SERVICE STATION (3663), DEVI DAYAL LANE,HAZARIBAG-825 301,(JHARKHAND), PH :06546-9431384877.

**JAMSHEDPUR**

521.\*\* CAR CURE (1261), C/O MODERN AUTO STORES,KALIMATI ROAD,SAKCHI,JAMSHEDPUR-1 PH :0657-6576452965.

522.## MAHESHWARI BROS. (5124), NATIONAL HIGHWAY 33,BALLIGUMA MANGO,P.O. -M.G.M. MEDICAL COLLEGE,JAMSHEDPUR-831 018 PH :0657-9031144444.

523.## MARUTI CAR WORLD (5375), 108,RADHIKA NAGAR,KHARAGJHAR, TELCO COLONY,DISTRICT - JAMSHEDPUR,(JHARKHAND) PH :0657-2286115/9430665333.

**KHUNTI**

524.## MOD MOBILES (5579), MAIN ROAD,RANCHI ROAD - KHUNTI,DISTRICT - KHUNTI,PIN - 835210,JHARKHAND PH :9006055883.

**MAITHON**

525.# MAITHON SERVICING CENTRE (5838), MAITHON ROAD,NEAR VMC COLONY,SANJAY CHOWK ,PO CHIRKUNDA-MAITHON,DISTRICT-DHANBAD, (JHARKHAND) PH :7209423707.

**PAKUR**

526.## SPEED WHEEL SERVICE CENTRE (4976), MAIN ROAD,PAKUR - 816107, PH :9434101917.

**RAMGARH**

527.## RAHIL MOTORS (5054), C/O NIYAMAT MISTRI,DUSHAD MOHLA,DISTRICT RAMGARH CANTT., PH :9835324514.

528.## SAINI MOTORS (5126), NEAR VISWAKARMA MANDIR,MAIN ROAD,RAMGARH CANTT 829 122.DISTT. HAZARIBAG PH :06553-223699.

**RANCHI**

529.## BHARAT MOTORS (5970), SHIV JEE CHOWK,HARU ROAD,RANCHI-834001,DISTRICT-RANCHI,JH ARKHAND, PH :9608502258.

530.\*\* MARUTI AUTOMOBILES (5127), HOTEL AKASHWANI MANSION,RATU ROAD,RANCHI-834 001, PH :0651-9835156186.

531.## MARUTI CLINIC (2548), LAL KOTHI,OLD HAZARIBAGH ROAD,KANTA TOLI,RANCHI-1 (BIHAR) PH :0651-9431109214.

532.## MOTOR KRAFT (4769), H.B. ROAD,DIPA TOLI,RANCHI-834009,JHARKHAND PH :0651-3254965/3203666.



MARUTI AUTHORISED SERVICE STATION (MASS) (AS ON 01.08.2016)

SIDRAUL

533.## KIRTIVASA AUTOMOBILES PVT. LTD. (4424),  
RANCHI TATA HIGHWAY, SIDRAUL, P.S  
NAMKOM,  
PH :0651-9334657490.

KARNATAKA

ATHANI

534.## CHOUGULE MOTORS (3874), HALYAL  
ROAD, ATHANI 591304, DISTT BELGAUM,  
PH :08289-52992.

BAGALKOT

535.## NARA AUTOMOBILES (4357), TP NO. 158  
A/2, WARD NO. 10, SHABADI COMPOUND  
EXTN, BAGALKOT-587101  
PH :08354-424092/ 423178/  
9448124093/9880875595.

BAGEPALLI

536.# N.N. GARAGE (4263), T.B. CROSS, NH-7,  
BAGEPALLI, NEAR RTO OFFICE, KOLAR  
DISTRICT, KARNATAKA  
PH :9845125260.

BAILHONGAL

537.# MAHANTH MOTORS (5763), RTO ROAD  
BAILHONGAL  
, TALUK-591102, DISTRICT-BELGAUM, KARNA  
TAKA,  
PH :9900255566.

BALEHONNUR

538.## SRI ANNAPOORNA MOTORS (5253), MALLE  
GOWDA COMPLEX, JAYAPURA, ROAD  
BALEHONNUR ROAD, DISTRICT -  
CHIKAMAGALUR, KARNATAKA  
PH :577112-9449620366.

BANGALORE

539.\*\* ANEKAR MOTORS (), 230 MAGADI  
ROAD, BANGALORE-560 023, (KARNATAKA),,  
PH :080-3353766, 3354339 FAX:3402104.

540.\*\* MARS ENTERPRISES PVT. LTD. (), NO.41  
SANJAY NAGAR MAIN ROAD, ASWATH  
NAGAR, BANGALORE-560 094,  
PH :080-3418158/9408023513/9448358884,

541.\* MAYUR ENTERPRISES (), NEXT TO PIA  
BHAVAN, KIADB MAIN ROAD, PEENYA 1ST  
STAGE, BANGALORE-58,  
PH :080-8395263.

542.\* GIRIMAJI ENTERPRISES (), NO.2 27TH  
CROSS, K.R. ROAD, B.S.K. II  
STAGE, BANGALORE-560 070  
PH :080-6549042, 6540502.

543.\* SATHNUR SERVICE STATION (1153), 2ND  
MAIN KHB COLONY, GANDHI  
NAGAR, YELAHANKA, BANGALORE-560 064  
PH :080-8562995/9845038372.

544.\*\* PACE AUTOMOBILES (1057), 6TH MAIN HMT  
LAYOUT, R.T. NAGAR, BANGALORE-560 032,  
PH :080-23432173/23332338.

545.\* PRITHVI MOTORS (1178), SY.  
NO.81/3, HULIMAVU, OPP MEENAKSHI  
TEMPLE, BEHIND GURU PALACE, BG ROAD -  
BANGALORE, KARNATAKA  
PH :080-6680707/9900149425.

546.\* SPEED MOTORS (1750), 17/1  
SUBRAMANYAPURA MAIN  
ROAD, KADIRENAHALLI, PADMANABHA  
NAGAR, BANGALORE-560 070  
PH :080-6699716/6698408.

547.\* KESHKAMAL MOTORS (2075), NO.943 21ST  
MAIN, BANASHANKARI 2ND STAGE, (NEAR  
KIMS MEDICAL COLLEGE), BANGALORE-560  
070  
PH :080-6710423/9448071067.

548.\*\* GREEN CARS PVT. LTD. (2154), NO.12/6 80  
FEET ROAD, 6TH BLOCK  
KORAMANGALA, BANGALORE-560 095,  
PH :080-5535178, 5539635.

549.## SOLOTECH MOTORS (2760), SY  
NO.82/2, D'SOUZA  
NAGAR, HOSAKEREHALLI-BANGALURU, DIST  
RICT-BANGALURU, KARNATAKA  
PH :080-9845072603, 6692613.

550.\* ASHWA CARS PVT. LTD. (2827), NO.196 5TH  
MAIN  
ROAD, CHAMARAJAPET, BANGALORE-560  
018,  
PH :080-6679019/9341228231.

551.## RAJ MOTORS (2829), NO.10 MAGADI MAIN  
ROAD, OPP. UNANI MEDICINE  
INSTITUTE, KOTIGEPALEYA, BANGALORE-560  
091  
PH :080-9845293413/3286153.

552.\*\* NEXUS (2768), PLOT NO. 275/301, 80 FEET  
ROAD, R.M.V. 2ND STAGE 2ND  
BLOCK, BANGALORE-560 094  
PH :080-98440-13436/3412200/34123300.

553.\*\* U.M. CARS PVT. LTD. (2847), KARNATAKA  
GOLF ASSOCIATION ROAD, KODIHALLI, OFF.  
AIR PORT ROAD, BANGALORE-560 008  
PH :080-5211212/5217979.

554.## BENAKA MOTORS (3237), NO.158/2  
VIBHUTIPURA, VIGNAN NAGAR BEHIND  
B.E.M.L., NEAR RENUKA SWIMMING  
POOL, BANGALORE-560 017  
PH :080-98452 12416/5236201.

555.\*\* VISWAS CAR SERVICES PVT. LTD. (3238),  
NO.121/1 C. SHANKER REDDY  
LAYOUT, (ADJACENT TO VINAYAK  
TEMPLE), KALYAN NAGAR RING  
ROAD, CHELEKERE BANSWADI POST  
BANGALORE-43  
PH :080-25445649.

556.\*\* LE MANS MOTORS (3460), NEAR AYYAPPA  
TEMPLE, S.M. ROAD, T.  
DASARAHALLY, BANGALORE-560 057  
PH :080-8371183/8376058.

557.\*\* SMART CARS (3571), 3RD CROSS NEAR J.B.  
TILES, KAGGADASA PURA MAIN ROAD, C.V.  
RAMAN NAGAR, BANGALORE-560 093  
PH :080-5246481/9336624362.

558.## LOTUS MOTORS (3632), NO.3, 6TH MAIN,  
H.V.R. LAYOUT, MAGADI MAIN  
ROAD, OPP.KAMASKHIPALYA, POLICE  
STATION, BANGALORE-560079, KARNATAKA  
PH :080-9448059438.

559.## ADARSHA AUTOMOBILES (4553), # 974  
VARATHUR MAIN ROAD, NEAR  
PURVANKARA APARTMENTS, AFTER  
MARATHAHALLI, RAILWAY BRIDGE,  
BANGALORE-560037  
PH :080-28524550, 9880195465.

560.## VAHAN UDYOG (4626), # 45/28 GUBBANNA  
INDUSTRIAL ESTATE, DR. RAJ KUMAR  
ROAD, 6TH BLOCK, RAJAJI  
NAGAR, BANGALORE-560010  
PH :080-23351143.

561.## PUSHPAK MOTORS (4642), 105/1 2ND MAIN  
NANJAPPA LAYOUT, VIDYARANYAPURA  
MAIN ROAD, (OPP KRUTHIKA  
HOSPITAL), BANGALORE-560097  
PH :080-560097.

562.## WINGS CARS (4631), # 10/3  
KAIKONDRAHALLI, NEAR ALT TRAINING  
COLLEGE, ALPS ESTATE, SARJAPUR  
ROAD, BANGALORE-35  
PH :080-9880252100.

563.\*\* TRINITY MOTORS (4638), NO. 36, 4TH  
STAGE, W.C.  
ROAD, BASAVESHWARANAGAR, BANGALOR  
E-560079  
PH :080-9845539474.

564.## CHANDANA MOTORS (4872), NO. 9  
UNIVERSITY ROAD, GNANABHARTHI  
(POST), MARIYAAPPANA  
PALYA, BANGALORE-560056 (KARNATAKA)  
PH :080-9880659864.

565.## U.M. CARS PVT. LTD. (4942), NO. 5  
SUBEDAR GARDEN, SREE KRISHNA TEMPLE  
ROAD, INDIRA NAGAR, BANGALORE-560038  
PH :080-41698001-05.

566.## SOLOTECH SERVICE CENTRE (5245), 50  
FEET MAIN ROAD  
.AVALAHALLI, MUNESHWARA  
BLOCK, DISTRICT -  
BANGALORE, KARNATAKA  
PH :080-32419203/9448046289.

567.## TEAM TECH AUTOMOBILES (5662), PLOT  
NO.27/2, DODDODKANAHALLI, SARJAPUR  
MAIN ROAD-BANGALORE, DISTRICT -  
BANGALORE, KARNATAKA  
PH :080-9986176513.

568.\*\* TRINITY CAR CARE PVT. LTD (5851),  
SURVEY NO 52/1, SRI GANDHADAKAVAL  
VILLAGE, NAGARBHAVI, BANGALORE-560091,  
DISTRICT-BANGALORE, KARNATAKA  
PH :080-23306401.

BELGAUM

569.\* BHARAT AUTO SCAN (), 892/1 PB  
ROAD, BELGAUM-590 016,  
PH :433895.

BIJAPUR

570.## BAGALI MOTORS (5159), SHIKARKHANA  
ROAD, BIJAPUR - 586104, DISTRICT -  
BIJAPUR, KARNATAKA  
PH :08352-9448100444/24323.

CHENNAIRAYAPATNA

571.## SHANKAR CAR SERVICE (5932),  
BHAGYASHREE TOWERS, NR. HEMAVATHI  
PARK B.M.  
ROAD, CHANNARAYAPATNA, DISTRICT-HASS  
AN, KARNATAKA  
PH :08176-9886615289.

CHIKBALLAPUR

572.## SUKOVE ENTERPRISES (3426), B.B. ROAD  
N.H.7, CHIKBALLAPUR-562  
101, (KARNATAKA),  
PH :08155-85218/9448435735.

CHIKMAGALUR

573.## FORMULA MOTORS (), K.M.  
ROAD, CHIKMAGALUR-577 101,  
PH :08262-30370, 20369.

574.## AAMANTHRANA MOTORS (4346), K.M.  
ROAD, CHIKMAGALUR,  
PH :08262-230704.

CHIKODI

575.# OM MOTORS (4445), 1751, ANKALI  
ROAD, NEAR B K  
COLLEGE, CHIKODI-591201, KARNATAKA  
PH :9448484503.

CHINTAMANI

\*\* A-Category Mass : Free & paid Service, Major repairs & Accidental repairs

## C-Category Mass : Free & paid Service & Minor repairs

\* B-Category Mass : Free & paid Service & Major repairs

# D-Category Mass : Free Service & Minor repairs

**MARUTI AUTHORISED SERVICE STATION (MASS) (AS ON 01.08.2016 )**

576.## TIPPUR AUTO GARAGE (5770), MG ROAD,NEAR BAGEPALLI CROSS,CHINTAMANI-563125,DISTRICT-KALOR,KARNATAKA  
PH :-9731178590.

**CHITRADURGA**

577.## PRINCIPAL (J, J.M.I.T,N.H.4,P.B. NO.73,CHITRADURGA-577 502  
PH :-9844088858.

578.## SAI AUTOMOBILES (2473), OPP. R.T.O. NH-4,IIND CROSS,JCR EXTN.,CHITRADURGA-577 501  
PH :08194-9448154945.

**COORG**

579.\* AUTO SERVICE & AGENCIES (2520), GEN.THIMMAIAH ROAD,MADIKERI,KODAGU. (KARNATAKA),  
PH :6358/6516(R).

**DAVANGERE**

580.## SREE MALLIKARJUNA MOTOR (J, 269 JAYADEVA CIRCLE ROAD,DAVANGERE-577 002 (KARNATAKA),,  
PH :-3779 5115(R).

581.## HEGDE AUTO CENTRE (J, P.B. ROAD,DAVANGERE-577 006,  
PH :-28864/52208.

**DEVANAHALLI**

582.# SAHARA AUTOMOBILES (4731), OPP. A . RTO OFFICE,NH-7, B.B. ROAD,DEVANAHALLI-562110,KARNATAKA  
PH :-9448662364.

**DHARWAD**

583.\*\* MYSORE GARAGE (2468), BELGAUM ROAD,DHARWAD-580 001,(KARNATAKA),  
PH :080-447377/9844133273.

**DODDABALLAPUR**

584.# PRESTIGE MOTORS (4875), SITE NO. 51/48/2717,OPPOSITE BPCL PETROL PUMP,5TH WARD, SHENIGARPET,DODDABALLAPUR-561203 (KARNATAKA)  
PH :-9900274594.

**GADAG**

585.## MODERN MOTORS (2337), HUBLI ROAD,GADAG-582 103,(KARNATAKA),  
PH :08372-273344/9448874203.

**GAURIBIDANUR**

586.# SUKOVE MARUTI SERVICE STATION (4275), BANGALORE ROAD,GAURIBIDANUR,KOLAR DIST,KARNATAKA  
PH :08155-285218/9448005947.

**GULBARGA**

587.## DELUX AUTO SERVICE (5840), SURVEY NO 77/8,VILLAGE KUSNOOR,NEAR -.UNIVERSITY,SEDAM ROAD,GULBARGA-585104,DISTRICT-GULBARGA,(KARNATAKA)  
PH :-9242991292.

**HAVERI**

588.## AISHWARYA AUTO CARE (2429), C/O M/S. AUTO OIL TRADERS,IJC DEALER,VIDYANAGAR NH-4,HAVERI-581 110  
PH :08375-340104.

**HONNAVAR**

589.# SHRI GURU RAGHAVENDRA MOTORS (5830), EMMEPAIL,KASABA GUNDI BAIL,NH-17,HONNAVAR-581334,DISTRICT-UTTAR KANNADA,(KARNATAKA)  
PH :-9945788851.

**HOSPET**

590.## SUPREME AUTO SERVICE (2569), NEAR RTO OFFICE,HARIHAR ROAD,HOSPET-583 203,(KARNATAKA)  
PH :08394-30513.

**HUBLI**

591.## SHRI BASAVA MOTORS (4968), OPP DR. TEGGINMANI CLINIC,2ND CROSS HOSUR,HUBLI-580021,KARNATAKA  
PH :0836-9980025644/ 4260694.

**INDI**

592.## VINEET MOTORS (5860), NEAR FIRE FIGHTER STATION,BIJAPUR ROAD,INDI-586209,DISTRICT-BIJAPUR,KARNATAKA  
PH :-9880246949.

**KADUR**

593.# SRI SAI MARUTHI SERVICE STATION (5725), OPP.KSRTC BUS STAND,UB ROAD,KADUR-577548,DISTRICT-CHIKMAGALUR,KARNATAKA,  
PH :9632221320.

**KARKALA**

594.## KARKALA MOTORS (3549), TELLAR ROAD,KARKALA-574 104,(KARNATAKA),  
PH :08258-20364.

**KOLAR**

595.## SHIVA SERVICE POINT (2472), M.B. ROAD,KOLAR-563 101,(KARNATAKA),  
PH :08152-23890.

**KOLLEGAL**

596.# FIXPLUS WHEEL ALIGNMENT & AUTO CARE CENTRE (4249), C-8, IND. ESTATE,MAHADESHWARA COLLEGE ROAD,KOLLEGAL-571440,  
PH :-09886252833/ 9448595590.

**KOPPA**

597.## AUTO TECH (3448), MAIN ROAD,UPPERPET,KOPPA-577 126,(CHIKMAGALUR DIST.)  
PH :08265-21838.

**KOPPAL**

598.## MODERN MOTORS (5856), NH-63,NEAR RELJANCE PETROL PUMP,HOSPET ROAD,KOPPAL-583231,DISTRICT-KOPPALKARNATAKA  
PH :08372-237978.

**KRISHNA RAJA NAGAR**

599.# MOHIT MOTORS (5752), 21/2,CHIRNAHALLI ROAD,VINAYAKA EXTENSION,KRISHNA RAJA NAGAR-571602,DISTRICT-MYSORE,KARNATAKA  
AKA  
PH :-9880320051.

**KUMTA**

600.# SOLOTECH (4547), NEAR HAVYAK SABHA MANTAP,MUROOR ROAD,KUMTA-581343,KARNATAKA  
PH :-9448149607.

**KUNDAPUR**

601.\* PRAKASH AUTO SERVICE (4522), NEAR: K.E.B.,VODERHOBOLI,KUNDAPURA-576 201,  
PH :08254-231327.

**MANGALORE**

602.## MARUTI AUTO POINT (5355), COCONUT GARDEN,NH-17,DISTRICT - MANGALORE,PIN - 575002,KARNATAKA  
PH :-9844088858.

**MANIPAL**

603.# MANIPAL MARUTI AUTO WORKS (4578), MANIPAL ALEVOOR ROAD,NEAR R.C. CHURCH,OPP. SIGMA BAZAR,MANIPAL (UDUPI DIST)  
PH :-9448108318.

**MUDHOL**

604.## OM MOTORS (5857), OPP TALUKA OFFICE,LOKAPUR ROAD,MUDHOL-587313,DISTRICT-BAGALKOT,KARNATAKA  
PH :-9,448,776,744.

**MUDIGERE**

605.## BADRIYA CAR SERVICE POINT (5364), K.M. ROAD,MUDIGERE,DISTRICT-CHIKAMANGALORE,PIN - 577132,(KARNATAKA)  
PH :08263-9448007094.

**MYSORE**

606.\*\* CAR CLINIC (J, NO.8 GOKULAM 4TH STAGE,INDUSTRIAL LAYOUT NEAR GOKUL THEATRE,KRS ROAD,MYSORE-570 020  
PH :0821-516055/517644 FAX:518635.

**NELAMANGALA**

607.## GOUTHAM MOTORS (4332), PATEL CHANNAPPA EXTN,NELAMANGALA-562123,KARNATAKA,  
PH :080-7722077, 9880251546, 9448668946.

**RABAKAVI BANAHATTI**

608.## SANGAMA MOTORS (5726), BESIDE CMC,RAMPUR MAIN ROAD,RABAKAVI-587314,DISTRICT-BAGALKOT,KARNATAKA  
PH :-9480534916.

**RAICHUR**

609.## HEERA MOTORS (3730), OPP. MOTI MASJID,SHIVJI OIL MILL COMPOUND,TIPU SULTAN ROAD,RAICHUR-584 101 (KARNATAKA)  
PH :-08532-30651(R), 98451-56322,50598.

**RAMNAGARAM**

610.# MENEZES MOTORS (4969), NO:315/298A,NEAR KANAKAPURACIRCLE ,B.M. ROAD,ARCHAKARAHALL,BAGALORE ,DISTRICT-BANGALORE RURAL,KARNATAKA  
PH :-9986301054.

**RANEBENNUR**

611.# KIZEN MOTORS (4568), P.B. ROAD,OPP. A.P.M.C MARKET,RANEBENNUR-581115,  
PH :08373-266364, 9844401484.

**SAGAR (KARNATAKA)**

612.## MALLIKA AUTO CENTRE (2133), MALLIK COMPLEX,B.H. ROAD,SAGAR-577 401,  
PH :08183-29405.

\*\* A-Category Mass : Free & paid Service, Major repairs & Accidental repairs

## C-Category Mass : Free & paid Service & Minor repairs

\* B-Category Mass : Free & paid Service & Major repairs

# D-Category Mass : Free Service & Minor repairs

**MARUTI AUTHORISED SERVICE STATION (MASS) (AS ON 01.08.2016 )**

613.## ADITYA AUTOMOBILES (2077), JOG ROAD,SAGAR-577 401,(KARNATAKA), PH :08183-28236,28636.

**SHIMOGA**

614.\* SHIMOGA AUTO ENGG WORKS (), GARDEN AREA,SHIMOGA-577 201,KARNATAKA, PH :9819321132.

615.## NEPTUNE AUTO WORKS (5271), PLOT -5 AUTO COMPLEX,SAGAR ROAD - SHIMOGA,DISTRICT - SHIMOGA,KARNATAKA PH :9448319758.

**SIDDAPUR**

616.## MARUTI AUTO WORKS (5335), SORAB ROAD,SIDDAPUR (U.K)-581355,DISTRICT - UTTAR KANAND,PIN- 581355,KARNATAKA PH :9448525801.

**SIRSI**

617.\* ARUNDHATI MOTORS (1258), HUBLI ROAD,SIRSI-581 402,(UTTAR KARNATAKA), PH :9845098822.

**SRINGERI**

618.# SHUBHASHREE MOTORS (5434), AGUMBLE ROAD ,SRINGERI,DISTRICT - CHIKAMAGALUR,SRINGERI - 577139,KARNATAKA PH :08265-9448170400.

**TIRTHALLI**

619.## SUMUKA AUTOMOBILES (5133), AP ROAD,CEEENE KERI,DISTRICT-SIMGA,SHIMGA-577414,KAR NATAKA PH :08181-9448159463.

**TUMKUR**

620.## APOORVA CAR CARE CENTRE (5327), B.N.P. COMPOUND .BEHIND KRISHNA THEATRE,M.G. ROAD - TUMKUR,DISTRICT - TUMKUR,KARNATAKA PH :9448168275.

**UDUPI**

621.\* ST. JUDE AUTOMOBILE ENGG. WORKS (4521), B.D.MARG,AMBALAPADI,UDUPI-576 103, PH :0820-23319.

**UPPINANGADY**

622.## RATNA ENTERPRISES (5447), N.H. 48. OLD GATE,UPPINANGADY,PIN - 574241,DISTRICT - DASSHI KANNADA,KARNATAKA PH :9972995341.

**KERALA**

\*\* A-Category Mass : Free & paid Service, Major repairs & Accidental repairs

## C-Category Mass : Free & paid Service & Minor repairs

**ADIMALY**

623.## PLATHOTTAM AUTOMOBILES (3864), NH-49,OPPOSITE TO MINI INDUSTRIAL ESTATE,ADIMALI-685561, PH :04864-223037/9447023073.

**ADOOR**

624.## AUTO CLUB (2132), NEAR H.P. PUMP,VADAKKADATHUKAVU P.O,ADOOR,PATHNAMTHITTA DISTT PH :0473-4225744/9447440184.

**ALAPPUZA**

625.## ESSAR MOTORS (4959), KALARKODE,NEAR CHINMAYA SCHOOL, NH-47,ALAPPUZHA-688003,KERALA PH :0477-9249938474/2267202.

**ALOOR**

626.## C.C. AUTO GUARDS (2733), ALOOR-680 683,THRISSUR DIST. KERALA, PH :0480-2720351/9446232074.

**ALUVA**

627.## AUTO TEAM (2630), A/189 A,PARUR JUNCTION,ALUVA,(KERALA) PH :0484-2605550/2603330.

**AMBALLUR**

628.## LAKSHMI DEVI AUTO GARAGE (4137), AMBALLUR,P.O. PUDUKAD,TRICHUR,KERALA PH :0480-2753728/3293141/9847903949.

**ANCHAL**

629.## NAMI-TAJ (2534), NAMITAJ MARUTI SERVICE CENTRE,(OPP.) PETROL PUMP,R.O. JUNCTION,ANCHAL-691 306 (KERALA) PH :0475-2276881/9447453745.

**ANGAMALY**

630.## OTC SERVICE TERMINAL (2837), NEAR RAILWAY STATION,ANGAMALY-683 572,( KERALA ), PH :0484-2450406.

**ANJUMOORTHY**

631.## SAFA AUTO CARE (3847), N H ROAD,MANGALAM PALAM,ANJUMOORTHY POST, VADAKKENCHERY,PALAKKAD DISTT, KERALA PH :0492-258146.

**ATTINGAL**

632.## OM SHAKTI AUTOMOBILES (4466), KIZHUVILAM P.O.,MAMOM,ATTINGAL,KERALA-695104 PH :0470-9744658681/ 9447202776.

**AYOOR**

633.\* MAKKATTU AUTO CLINIC (5051), AYOOR- ANCHAL ROAD,PANACHAILA,AYOOR - 691306,DISTRICT - KOLLAM,KERALA PH :0475-3254189/2270287.

**CALICUT**

634.## MARUTI VEHICLES CENTRE (4727), SUBHADRA BUILDINGS,POTTAMMAL P.O.,NELLIKODE,CALICUT-673 016 PH :0495-2741532/9447275499.

635.## MARUTI SCAN (1675), BYE PASS JUNCTION,MEENCHANDA,CALICUT-673 018, PH :0495-2420315.

636.## MALABAR MOTORS (4655), EAST NADAKKAVU,P.O. ERANIPALAM,CALICUT-673006,KERALA PH :0495-2768699.

**CHALLAKUDDY**

637.\* VIJAY AUTO SERVICE (1626), POTTA,CHALAKUDY-680 307, PH :0480-2701521/2703580.

638.## STAR MARUTI GARAGE (5367), NH47 BYE PASS,NEAR CRESCENT PUBLIC SCHOOL, CHALAKUDY,DISTRICT - THRISSUR PH :0480-9946009375/2703047.

**CHANGANACHERRY**

639.## SAAFAA AUTOMOBILES (1148), OPP. APSARA THEATRE,CHANGANACHERRY-686 101, PH :0481-2409997.

640.\* PALATHRA MOTORS & SERVICE CENTRE (1072), VADAKKEKARA,VEROOR P.O.,CHANGANACHERRY-686 104, PH :0481-2423071/3259016.

**CHAVARA**

641.## CHITHIRA AUTOMOBILES (4755), KANKATHU MUKKU,CHAVARA,KOLLAM, PH :0474-2792954/2792956.

**CHENGANNUR**

642.\* NEW TECH AUTOMOBILES (1978), INDUSTRIAL ESTATE,MUNDANCAVU,CHENGANNUR-689 121,KERALA PH :0479-2452983/3290435.

**CHERTHALA**

643.\* POZHICKAL CAR WORLD (3037), NEAR BOYS HIGH SCHOOL,CHERTHALA,ALAPPUZHA DIST.,KERALA-688 524 PH :0478-2820251/9947474752.

**COCHIN**

644.## TOPLINE SERVICES (1676), 50/1187 RAILWAY STATION ROAD,EDAPPALLY,COCHIN-682 024, PH :0484-2800818.

**ERATTUPETA**

645.## AUTO COMFORT (3948), PKMS BUILDING,ERATTUPETTA-2, PH :04822-276876/9447186876.

**ETTUMANOOR**

646.## ROHIT MOTORS (4636), THELLAKOM P.O.,M.C. ROAD,ETTUMANOOR,KERALA PH :0481-9447079010/2790109.

**IRINJALAKUDA**

647.## RELIANCE MARUTI SERVICE CENTRE (2136), KODUNGALLORE ROAD,KOMBARA,IRINJALAKUDA-680 121,KERALA PH :0480-2521764.

**IRITTY**

648.## ABUJIT MOTOR WORKS (3930), PERUMPARABA,IRITTY 670703,IRITTY PO 670 703, PH :0490-2493676.

**KALANJOOR**

649.## AGT MOTORS (5937), KIP JUNCTION,KALANJOOR-689694,DISTRICT-P ATHANAMTHITTA,KERALA PH :04734-270003/9744409444.

**KALLAMBALAM**

650.# PRAKASH AUTO ENGINEERS (5548), VADASSERIKONAM P.O. KALLAMBALAM,VARKALA,KALLAMBALAM-69 5143,DISTRICT-TRIVANDRUM,KERALA PH :0470-2602630.

**KALLUMUTTY**

651.## MARUTI CARE (4179), KALLUMUTTY,IRITTY P.O.,KANNUR,KERALA - 670703 PH :0490-2491918/2493488.

**KALPETTA**

652.## VARCO MOTORS (4724), CALICUT MYSORE ROAD,KALPETTA,NORTH KERALA, PH :04936-326720/205.

**KANJIRAPALLI**

653.## MACK ENTERPRISES (2729), T.B.ROAD,KANJIRAPALLY, PH :04828-202238/203739.

**KANNUR**

\* B-Category Mass : Free & paid Service & Major repairs

# D-Category Mass : Free Service & Minor repairs

**MARUTI AUTHORISED SERVICE STATION (MASS) (AS ON 01.08.2016 )**

654.\*\* PIONEER AUTO & ENGG.WORKS (4722),  
KANNOOTHUMCHAL ROAD,KANNUR -  
2,(KERALA),  
PH :0497-2701315/ 2705768.  
655.## AREN MOTORS (5139), CHAKKARAKAL P.O.  
MUZHAPPALA,DISTRICT - KANNUR,KERALA,  
PH :0479-944671/237.

**KARIMANNOOR**

656.## MACS AUTOMOBILES (5745), SILVER  
SQUARE  
KARIMANNOOR,THODUPUZHA,DISTRICT-ID  
UKKI,KERALA,  
PH :0486-2262739.

**KARUVANCHAL**

657.## SAFEGUARD MARUTI SERVICE STATION  
(4351), MARIPURATHU  
HOUSE,KOKKAMULLU, KAYAMKUMPARA  
P.O.,CHEMPERY - VIA,CANNANORE  
PH :0460-2246694/9447235468.

**KASARGOD**

658.## CARS CARE (4579),  
ANANDPUR,VIDYANAGAR  
P.O.,KASARGOD,KERALA-671123  
PH :04994-329515/9847251115.

**KATTAKADA**

659.## CITY ENGINEERS (4947), MARUTI SERVICE  
CENTRE,NEYYATTINKARA  
ROAD,KATTAKADA-695572,DISTRICT-TRIVA  
NDRUM (KERALA)  
PH :0471-9447206257/2295127.  
660.## MADATHIL MOTORS (5456), MADATHIL  
HOUSE,CHOONDUPALAKA,KATTAKADA P.O.  
- TRIVANDRUM,DISTRICT -  
TRIVANDRUM,(KERALA)  
PH :0471-9495192389/2290569.

**KATTAPPANA**

661.## UNITED SERVICE CENTER (4433),  
EDASSERT  
JUNCTION,KATTAPPANA-685508,KERALA,  
PH :04868-251974/9961432941.

**KAYAMKULAM**

662.## PERFECT MOTORS (4948), MARUTI  
SERVICE CENTRE,  
NH-47,CHEPPAD,KAYAMKULAM-690507,DIST  
RICT-ALAPPUZHA (KERALA)  
PH :0479-9447048338/2473618.

**KOLENCHERRY**

663.## CARTECH MARUTI CARE (2069), M.M.  
JUNCTION,KOLENCHERY,ERNAKULAM-682  
311,(KERALA)  
PH :0484-2761741/9447294048.

**KOLLAM**

664.## QUILON MARUTI SERVICE (2737),  
CHANDANATHOPE P.O.,KOLLAM-691  
014,(KERALA),  
PH :0474-2712956/2712954.

**KONNI**

665.## GLOBAL MOTORS (2836), VAKAYAR  
P.O., KONNI-689 698,(KERALA),  
PH :0463-721621/9446222944.  
666.## MUTTATH AUTOMOBILES (5525),  
AROORPALAM,KONNI-689691,DISTRICT -  
PATHANANTHITTA,KERALA,  
PH :0468-9447431751/2342605.

**KOOTHATUKULAM**

667.## EXTRA CARE SERVICES (3232), DEVA  
MATHA JUNCTION,M.C.  
ROAD,KOOTHATTUKULAM-686  
662,ERNAKULAM DIST.(KERALA)  
PH :0485-2252983/9846723351.

**KOTHAMANGALAM**

668.## MAJESTIC MOTORS (1253), NEAR  
THANKALAM BYE-PASS  
ROAD,KOTHAMANGALAM-686 691,KERALA,  
PH :0485-2825530.  
669.## EXCEL MARUTI SERVICE (4342), BYE-PASS  
ROAD,KOTHAMANGALAM,ERNAKULAM-6866  
91,  
PH :0485-2862009/9847177202.

**KUNDARA**

670.# SPARK SERVICE (5772),  
ELAMPALLOOR,P.O.  
KUNDARA-691501,DISTRICT-KOLLAM,(KERA  
LA),  
PH :9846432709.

**KUTHUPARAMBA**

671.## KRISHNA MOTORS (3435),  
KUTTIKKUNNU,NEAR 66 KV SUB  
STATION,KUTHUPARAMBA-670 643,KANNUR  
DIST. (KERALA)  
PH :0490-2361699/2360405.

**MANANTHAVADY**

672.## AUTO CARE (2541), (SHEEJA AUTO ENGG.  
WORKS),THALASSERY  
ROAD,MANANTHAVADY-670 645,WAYANAD  
(DIST.)  
PH :0493-9447040068/5240068.

**MANJERI**

673.## MARUTI AUTO HOUSE (4726), MARUTI  
SERVICE  
CENTRE,MELAKKAM,MANJERY-676 123,  
PH :0483-2766910/9447129289.

**MANNAR**

674.## MOHANS AUTOMOBILES (5457), MOHANS  
AUTOMOBILES &  
ENGINEERS,KUTTEMPEROOR P.O.  
MANNAR,DISTRICT - ALAPPUZHA,(KERALA)  
PH :9447877377/9287500485.

**MANNUTHY**

675.\*\* TOP CLEAN SERVICES (2834), 13/450  
MANNUTHI BYE PASS,P.O.  
OLLUKKARA,THRISSUR,(KERALA)  
PH :0487-2372192/2375108.

**MEENANGADI**

676.## MOTOR TECH (2440), EAST  
MEENANGADI,KRISHNAGIRI  
P.O.,WAYANAD-673 591,(KERALA)  
PH :0493-6248029/6248808.

**MOOCHIKKAL**

677.## CHELADAN'S MARUTI ENGINEERS (4659),  
THANUR  
ROAD,MOOCHIKKAL-676307,MEENADATHUR  
, TIRUR,MALAPURAM DIST (KERALA)  
PH :0494-2426435.

**MUNNAR**

678.## PLATHOTTAM AUTOMOBILES (4447),  
NH-49,ADIMALY,IDUKKI  
DIST,KERALA-685612  
PH :04865-4222875.

**MUVATTUPUZHA**

679.\*\* JAWAN AUTOMOBILES (2730), MADAVOOR  
POST,MUVATTUPUZHA-686 669,  
PH :0485-2811790.

**MYLOM**

680.## B.T AUTOMOBILES (4167),  
INCHAKADU,MYLOM,P.O.,  
KOLLAM,KERALA-691560  
PH :0474-2661100.

**NEYYANTTINKARA**

681.## XANON ENGINEERS (4635), RAVELI TOLL  
JUNCTION,NEYYATTINKARA,TRIVANDRUM-  
695121,  
PH :0471-9447014813, 3207099.

**NILAMBUR**

682.## CONFIDENCE MOTORS (5140),  
PALUNDA,CHUNGATHARA,NILAMBUR-67933  
4,DISTRICT - MALLAPURAM,KERALA  
PH :9447681623.

**NILAMEL**

683.## LIBRA (3431), M.C. ROAD,NILAMEL-691  
535,KOLLAM DIST.,(KERALA)  
PH :0474-2433468.

**OCHIRA**

684.\* MANGALATH AUTOMOBILES (3838), NH 47  
VALIYAKULANGARA,OCHIRA P O,KOLLAM  
DIST,KERALA-690526  
PH :0476-2697314/3290303.

**OLLUR**

685.## TOPCLEAN SERVICES (4468),  
10/153,CHRISTOPHER NAGAR,P.O  
OLLUR,TRICHUR (KERALA)  
PH :0487-3256947.

**PALAKKAD**

686.## CAR CRAFT (2139), 5/682  
(1),MANALI,PALAKAD-678 001,(KERALA)  
PH :0491-2544687/9349607619.

**PANDALAM**

687.\* AISHWARYA AUTOMOBILES (2067), NEAR  
K.S.R.T.C. BUS STOP,PANDALAM-689 501,  
PH :0473-4254858/9847049140.

**PARIPPALLY**

688.## ALLIANCE MARUTI SERVICES (3243),  
NH-47,PARIPPALLY-691 574,KOLLAM DIST.  
(KERALA),  
PH :0474-2577640.

**PATHANAPURAM**

689.## MANNIL AUTOMOBILES (4150), NEAR  
PANCHAYAT  
OFFICE,PATHANAPURAM,KERALA-689695,  
PH :0475-2352998/9447258496.

**PATHNAMTHITTA**

690.\*\* C.J. MARUTI CARE CENTRE (1255),  
VARIYAPURAM,ELANTHOOR EAST  
P.O.,PATHANAMTHITTA-689 643,(KERALA)  
PH :0468-321390/2221714/9446913874.

**PERAVOOR**

691.## CAR CARE AUTOMOBILES (4422), P.K.  
NIVAS,KUNITALA P.O.,PERAVOOR,KANNUR  
DIST.  
PH :04902-446201, 9447648474/9446772916.

**PERUMBAVOOR**

692.## ACC MARUTI (2835), XIV/III-B.M.C.  
ROAD,PERUMBAVOOR-683 542,(KERALA)  
PH :0484-590490.

\*\* A-Category Mass : Free & paid Service, Major repairs & Accidental repairs

## C-Category Mass : Free & paid Service & Minor repairs

\* B-Category Mass : Free & paid Service & Major repairs

# D-Category Mass : Free Service & Minor repairs

MARUTI AUTHORISED SERVICE STATION (MASS) (AS ON 01.08.2016 )

693.## MILLENNIUM MOTORS (4873), OLD VALLAM ROAD,KADUVAL,PERUMBAVOOR-683542,DI STRICT-ERNAKULAM (KERALA)  
PH :0484-9447052488, 2524885.

**PIRAVOM**

694.## WESTERN AUTOMOBILES (1743), ONE WAY ROAD,KODUPPATHIL BUILDING,PIRAVOM-686 664,ERNAKULAM (DISTT.) KERALA  
PH :0485-2243404/9895223295.

**QUILANDY**

695.## HITECH MARUTI (3025), MAIN ROAD,KOYILANDY,PIN-673 305,CALICUT DISTT.  
PH :0496-2622027/9447457996.

**RANNY**

696.## DEEPA AUTOMOBILES (5177), DEEPA AUTOMOBILES PAZHAVANGADI,P.O. RANNY 689673,DISTRICT-PATHANAMTHITTA,KERALA  
PH :04735-226247/9447215890.

**SASTHA MANGALAM**

697.## MARSHAL AUTOMOBILES (4035), SWATI NAGAR, TC 10/147,PIPPIN MOODU, SASTHA MANGALAM,PEROORKADA,TRIVANDRUM 695005  
PH :0471-2435380/9447461101.

**SULTAN BATHERY**

698.## AUTOMECK (4725), BEENCHI P.O.,SULTAN BATTERY-673 592,  
PH :0493-6221052.

699.## NEW INDIAN MARUTI SERVICE CENTRE (4577), MYSORE ROAD,SULTAN BATHERY,WAYANAD DISTRICT,KERALA-673592  
PH :0493-6223001/9446810701.

700.## TEE PEE MOTORS (4773), 9/668-B OOTY ROAD,NEAR BLOCK OFFICE,SULTAN BATHERY,WAYANAD (KERALA)  
PH :04936-227331, 221421, 9447934726.

**TALIPARAMBA**

701.## YESKAY (3368), KAKATHODE,TALIPARAMBA - 670141,KANNUR DISTT (KERALA),  
PH :0460-2200518.

**THALASSERRY**

702.## SAFE HANDS (3038), ERANHOLI,CHUNGAM,THALASSERRY -670 107,(KERALA)  
PH :0490-350332/2351591.

**THALAYOLAPARAMBU**

703.\* MYALIPARAMPIL MOTORS (3233), SILON JUNCTION,NEAR THALAYOLARAMBU,POOZHIKOL P O 686604,  
PH :04829-239788.

**THAMARASSERY**

704.## MALABAR MOTORS (4645), WARD NO. 12, BLDG NO. 121,WAYANAD ROAD, KARADY,THAMARASSERY,CALICUT  
PH :0495-2222887.

**THIRUVALLA**

705.## MARUTI AUTO SPOT (1628), MUTHOOR,M C ROAD,THIRUVALLA 689 107,  
PH :0469-2604540/2634608.

**THIRUVANANTHAPURAM**

706.## SREEKARIYAM AUTOMOBILES (), SREEKARIYAM P.O.,THIRUVANANTHAPURAM-695 017,  
PH :0471-2595031/9447050313.

707.\* PROFESSIONAL MOTORS (1256), NEAR ELECTRICITY BOARD,PEROORKADA,TRIVANDRUM-695 005,  
PH :0471-2373560/9447697945.

708.## HITECH INDUSTRIES (1951), NEAR ULLOOR BRIDGE,PATTOM P.O.,THIRUVANANTHAPURAM-695 004,(KERALA)  
PH :0471-2557550/9447732057.

709.## EMINENT MARUTI SERVICE (2360), T.C. 610 M.C. ROAD,MANNANTHALA,TRIVANDRUM-695 015,  
PH :0471-2543639/9447713639.

710.## MUKUNDANS (3434), PADMAVILASAM,T.C. 2/1370,PATTOM PALACE P.O.,THIRUVANANTHAPURAM-695 004  
PH :0471-2559495/9887834555.

**THODUPUZHA**

711.## UNIVERSAL MARUTI (2563), VENGALLOOR P.O.,THODUPUZHA,(KERALA),  
PH :0486-223022/9447023024.

**TRIVANDRUM**

712.\* KICHU MOTORS (5453), TC.49/962 ,SREEMOOLAM NAGAR CHIRAMUKKU,MANACAU (PO) TRIVANDRUM,DISTRICT - TRIVANDRUM,KERALA  
PH :0471-9847023025/2459455.

**VADAKKANCHERY**

713.## TOPCLEAN SERVICES (4354), 275-A,NEAR UTHRALIKKAVU TEMPLE,KUMARANELLUR P.O.,VADAKKANCHERY, TRICHUR  
PH :04884-329447/9846037818.

**VADANAPPALLY**

714.## MONARCH MARUTI CARE CENTRE (4079), NEAR NORTH JUMA MASJID,GANESHA MANGALAM,P O VADANAPALLY,TRICHUR DIST (KERALA)  
PH :0487-2683137/9847792698.

**VADAVATHOOR**

715.## GCARS (5754), VADAVATHOOR PO-KOTTAYAM,DISTRICT-KOTTAYAM,PIN-6 86503,KERALA  
PH :0481-2573883.

**VARKALA**

716.\* S.S. MOTORS (2979), NEAR POLICE STATION,VARKALA-695 141,TRIVANDRUM DISTT.  
PH :0472-2604146.

**VATAKARA**

717.## RANI AUTOMOBILES & ENGINEERING WORKS (1674), NADAPURAM ROAD,MADAPALLY COLLEGE (P.O.),VATAKARA-673 102,  
PH :0496-2513139.

**LAKSHADWEEP**

**LAKSHADWEEP**

718.## POPULAR REPAIR & SERVICE CENTRE (2944), SECRETARIAT ROAD,KAVARATTI,LAKSHADWEEP-682 555,  
PH :0489-6262422.

**MADHYA PRADESH**

**BALAGHAT**

719.## GULAB AUTOMOBILES (1553), GUJARI CHOWK,BALAGHAT-481 001,MADHYA PRADESH,  
PH :07632-9425402926.

720.## SAURAV MOTORS (4069), DEENHI ROAD,GARRA INDUSTRIAL AREA,BALAGHAT,MADHYA PRADESH  
PH :07632-9826310979.

**BARWANI**

721.## SPEED AUTOMOBILES (5260), KHANDWA BARODA ROAD,NR. BALAJI TOLL KANTA,BARWANI-451552,DISTRICT-BARWA NI,MADHYA PRADESH  
PH :451551-9926146073.

**BETUL**

722.## ADITYA MOTORS (1263), NAGPUR BHOPAL ROAD,SADAR,BETUL-461 001,MADHYA PRADESH  
PH :07140-9425381581.

**BHIND**

723.## MAA PITAMBRA MOTORS (5241), OPP.RAJENDERA CONVENT SCHOOL,LAKSHAR ROAD - BHIND,MADHYA PRADESH,  
PH :9826240582.

**BHOPAL**

724.\*\* VIDHYA AUTOMOBILES PVT. LTD. (), PLOT NO. 235,ZONE II,M.P. NAGAR,BHOPAL (M.P.)  
PH :0755-9826053198.

725.## SHRI KRISHNAN CAR CARE (1679), POLYTECHNIC ROAD,NEAR PETROL PUMP,BHOPAL,(M.P.)  
PH :0755-9424454030.

726.\* SHIVANI MOTORS (1970), E-3/59 10NO. MARKET,NEAR OLD CHAMPION SCHOOL,ARERA COLONY,BHOPAL  
PH :0755-2420750.

727.\* TAURUS AUTOMOBILES (3372), ALAKNANDA COMPLEX,OPP.VIJAY STAMBH PRESS COMPLEX,M.P. NAGAR ZONE-I,BHOPAL (M.P.)  
PH :0755-9303131403.

728.## SHUBHAM AUTOMOBILE (5052), PLOT NO 1 & 2 CHAWANI SHAHPURA,GULMOHAR ROAD, SHAHPURA,DISTRICT BHOPAL,  
PH :0755-9425009869.

729.\*\* RANJIT AUTOMOBILES (5452), 117.ZONE II . M.P. NAGAR,BHOPAL,DISTRICT - BHOPAL,PIN-462011,MADHYA PRADESH  
PH :0755-9826250439.

**BIAORA**

730.## GURUKRUPA MOTORS (5670), OPP PRABHAT BREAD INDUSTRY,AB ROAD - BIOARA,DISTRICT - BIOARA,MADHYA PRADESH  
PH :07374-9425037506.

731.# NEW INDIA AUTO GARAGE (5337), NEAR VARMA SALES,AB ROAD -BIOARA,DISTRICT - RAJGARH,MADHYA PRADESH  
PH :9826555002.

**BURHANPUR**

732.\*\* SWADESHI MOTORS (4229), NEAR GANPATI MANDIR,GANPATI NAKA,BURHANPUR,  
PH :07325-9425086920, 07325245150.

**CHINDWARA**

\*\* A-Category Mass : Free & paid Service, Major repairs & Accidental repairs

## C-Category Mass : Free & paid Service & Minor repairs

\* B-Category Mass : Free & paid Service & Major repairs

# D-Category Mass : Free Service & Minor repairs

**MARUTI AUTHORISED SERVICE STATION (MASS) (AS ON 01.08.2016 )**

733.## BINDRA AUTOMOTIVE (5420), SHANICHTRA  
BAZAR,CHHINDWARA,M.P.,  
PH :9827292392.

**DABRA**

734.## MODI MOTORS (3857), BHALLA KA  
DERA,JHANSI ROAD,DABRA,GWALIOR  
PH :07524-9425119888.

**DAMOH**

735.## MARUTI PRIME (1156), BUS STAND,STATION  
ROAD,DAMOH-470 661,  
PH :9425096209.

**DATIA**

736.## HIND MOTORS (4470), JHANSI  
ROAD,KALAMPURAM  
TIRHA,DATIA-475661,MADHYA PRADESH  
PH :07522-9406969206.

**DEWAS**

737.## AZAD MOTORS (4534), 26 NEW  
MARKET,MOTI BANGLA,DEWAS,MADHYA  
PRADESH  
PH :07272-9827533591.

**DHAMNOD**

738.## REWANCHAL MOTORS (6027), NEW  
PRAKASH NAGAR,AB  
ROAD,DHAMNOD-454552,DISTRICT-DHAR,M  
ADHYA PRADESH  
PH :-9,425,334,147.

**DHAR**

739.## JIYO MOTORS (5031), OPP DAK  
BANGLA.INDORE ROAD DHAR.,DISTRICT -  
DHAR,DHAR - 454001,MADHYA PRADESH  
PH :07292-9893633559.

**GWALIOR**

740.\*\* MARUTI ENTERPRISES (3021), KHERAPATI  
ROAD,GWALIOR-474 002,(M.P.),  
PH :0751-9425116466.

741.## CLASSIC MOTOR & SERVICE STATION  
(5242), CHAUHAN PIAO.M.G.  
ROAD,THATIPUR  
.MORAR,GWALIOR,MADHYA PRADESH  
PH :9329603001.

**HARDA**

742.## MANOJ UDYOG & SERVICE CENTER (4145),  
87-88, INDUSTRIAL AREA,CHHIPANER  
ROAD,HARDA,M.P  
PH :-9826227245.

**INDORE**

743.\*\* KHALSA AUTO SERVICE (5325), 36 KIBE  
COMPOUND,INDORE-452 001,  
PH :9425055788.

744.\*\* BOMBAY MOTORS (1655), 10 Y.N.  
ROAD,INDORE-452 003,(M.P.),  
PH :0731-9893887867.

745.## BADSHAH MOTORS (5027), 150/2,NOORANI  
NAGAR,NEAR JAIMAL SINGH PETROL  
PUMP,DHAR  
ROAD,INDORE-452008,DISTRICT-INDORE,M  
ADHYA PRADESH  
PH :9826099427.

746.## JYOTI RAGHUNATH MOTORS (5149), 3/3  
RAMBAGH,BEHIND PETROL PUMP,INDORE  
-452001,MADHYA PRADESH  
PH :0731-9425965001.

**ITARSI**

747.\*\* UNITY ENTERPRISES (3270), PLOT  
NO.97,INDUSTRIAL AREA,KHEDA,ITARSI-461  
111 (M.P.)  
PH :07572-9893528689.

748.## PITAMBARA MOTORS (5041), NH-69.BETUL  
ROAD,NEAR PLYBOARD,FACTORY  
ITARSI,DISTRICT - ITARSI,MADHYA  
PRADESH  
PH :9826528912.

**JABALPUR**

749.## YASH VEHICLES CARE (2169), 1663 WRIGHT  
TOWN,OPP. TELEGRAPH GATE  
NO.2,JABALPUR,(M.P.)  
PH :0761-9826259859.

750.## SUPER MARUTI SERVICE (4952), 375-A  
PREM NAGAR,OPP.  
GURUDWARA,JABALPUR-482001,MADHYA  
PRADESH  
PH :0761-9827094994.

**JAORA**

751.\* RATNARAJ MOTORS (4245), MHOW  
NEEMUCH ROAD,BHIMAKHERI  
FATAK,JAORA (M.P.),  
PH :9827238700.

**JAWAD**

752.## SHARMA MOTORS (5764), IN FRONT OF  
PAWAN MILL,STATION  
ROAD,JAWAD-458330,DISTRICT-NEEMUCH,  
MADHYA PRADESH  
PH :9425441270.

**KATNI**

753.## KATNI MOTORS (4949), C/O MAHURANIPUR  
UNION,TRANSPORT CORPORATION,NH-7,  
PANNA MORH,KATNI-483501 (MADHYA  
PRADESH)  
PH :07622-9425162660.

**KHANDWA**

754.## M.K.AUTOMOBILES (5326), SANTOSH  
NAGAR,OPP. JHEELODHYAN,INDORE  
ROAD,KHANDWA - 450 001  
PH :0733-9425085666.

**KUKSHI**

755.## DILIP MARUTI SERVICE CENTER (4649),  
OPP. GAYATRI SAROVAR,KUKSHI,DISTT  
DHAR,  
PH :07297-9893227070.

**MANDSAUR**

756.\* JANGID MOTORS (2735), NAYAPURA  
ROAD,NEAR R.K. HOSPITAL,MANDSAUR-458  
001,(M.P.)  
PH :07422-9827266583, 07422241146.

757.## DEV MOTORS (4562), SITAMAU  
FATAK,MANDSAUR-458001,MADHYA  
PRADESH,  
PH :9826751534.

**MHOW**

758.\* HIGHWAY MOTORS (4144), A.B.  
ROAD,DONGRAGAON,MHOW-453441,INDOR  
E M.P  
PH :07324-7324277181, 9826035653.

**MORENA**

759.## SHYAM MARUTI SERVICE STATION (2964),  
SHYAM BIHAR COLONY,A.B.  
ROAD,MORENA-476 001,(M.P.)  
PH :07532-9425366274.

**NAGDA**

760.## MARUTI NANDAN (3939), 15 VERDHAMAN  
NAGAR,MEHATWASA,BIRLAGRAM,NAGDA,  
DISTT UJJAIN  
PH :0736-9406918392.

**SAGAR**

761.## SAGAR MOTORS (4955), NEAR  
GURUDWARA,JHANSI BHOPAL ROAD,  
BHAGWANGANJ,SAGAR-470002,MADHYA  
PRADESH  
PH :07582-9826070549.

**SARNI**

762.## JHANVI SERVICE STATION (3738), MAIN  
ROAD,BAGDONA,SARNI-460 449,DISTT.  
BETUL (M.P.)  
PH :07146-9425382313.

**SATNA**

763.\* KAPOOR SERVICING CENTRE (1162), 90  
PREM NAGAR,SATNA-485 001,(M.P.),  
PH :-9827095182.

**SEONI**

764.## HIGHWAY MOTORS (2262), NEAR MOTEL  
CENTER POINT,SEONI-JABALPUR  
HIGHWAY,SEONI,(M.P.)  
PH :-9424364655.

**SHAHDOL**

765.## PACE CRAFTERS AND AUTO SERVICES  
(2145), NEAR VIRAT  
TEMPLE,BANGANGA,SHAHDOL,(M.P.)  
PH :07652-9424701495.

**SHAJAPUR**

766.## SHRIYA MOTORS (2568), 174 A.B.  
ROAD,SHAHJAPUR-456 001,(M.P.),  
PH :07364-9826783993.

**SHAMGARH**

767.## CHOUDHARY MOTORS (5973), CHOUDHARY  
COMPLEX,GAROTH  
ROAD,SHAMGARH-458883,DISTRICT-MANDS  
AUR,MADHYA PRADESH  
PH :9993143260.

**SHEOPUR**

768.## GOYAL AUTO (5446), NEAR BABBAN  
MARKET,BARODA  
ROAD,SHEOPUR,DISTRICT -  
SHEOPUR,MADHYA PRADESH  
PH :-9826240944.

**SHIVPURI**

769.\* KARUN MOTORS (4273), NEAR ARUN  
DHARAMKANTA,GUNA NAKA,A.B.  
ROAD,SHIVPURI  
PH :07492-9425137808.

**SIDHI**

770.## MAMTA MOTORS (2447), BHUSA  
MORE,POST - SINGRAULI,DISTT. SIDHI  
(M.P.),  
PH :07805-9919804489.

771.## KHARE MOTORS (4068), NH-75,SINGRAULI  
ROAD,SIDHI,MADHYA PRADESH  
PH :07805-8120090404.

**TIKAMGARH**

772.\* ASHENDRA AUTOMOBILES (2636), 350 OPP.  
JAWAHAR NAVODAYA  
VIDYALAYA,KUNDESHWAR,TIKAMGARH-472  
001,(M.P.)  
PH :07683-9425141840.

**UJJAIN**

773.## SUGANDHI BROTHERS (), DEWAS  
ROAD UJJAIN (M.P.),  
PH :07341-9425379301.

\*\* A-Category Mass : Free & paid Service, Major repairs & Accidental repairs

## C-Category Mass : Free & paid Service & Minor repairs

\* B-Category Mass : Free & paid Service & Major repairs

# D-Category Mass : Free Service & Minor repairs

MARUTI AUTHORISED SERVICE STATION (MASS) (AS ON 01.08.2016 )

774.## ZALANI AUTO SERVICE (1554), 4/2  
NAZARALI MARG,FAZALPURA,UJJAIN-456  
006,  
PH :0734-9893446739.  
775.\*\* SIMRAN AUTOMOBILES (4368), HURIA  
FARMS,GRAM DENDIA,INDORE  
ROAD,UJJAIN-456001 (MADHYA PRADESH)  
PH :0734-9301629990.

**VIDISHA**

776.## SAMAY MOTORS (5179), NEAR SC/S  
SHED,PITALMIR CHOURAHA,SAGAR ROAD  
NH-86,VIDISHA-464002  
PH :07592-9425392521.

**WAIDHAN**

777.## ANANT MOTORS (5732), BILAUNJI  
,WAIDHAN,DISTRICT-SINGRAULI,PIN-486886  
,MADHYA PRADESH  
PH :9753167070.

**MAHARASHTRA**

**AKLUJ**

778.## SONAJ AUTOMOTIVES PVT. LTD. (2665),  
SHANKARRAO MOHITE PATIL,CO-OP  
INDUSTRIAL ESTATE,PLOT NO.36 P.O. BOX  
NO.-11,AKLUJ -413 101 (MAHARASHTRA)  
PH :02185-224376 FAX: 02185-22719  
/9422644194.

**AKOLA**

779.## AUTOLAND (5936), RAM NAGAR,TOSHNIWAL  
LAYOUT,AKOLA-444005,DISTRICT-AKOLA,M  
AHARASHTRA  
PH :0724-2453560/09422164050.

**AKOLE**

780.## SAMARTH CAR CARE (5555), MAHALAXMI  
COLONY,K.G. ROAD-AKOLE,DISTRICT -  
AHMEDNAGAR,PIN-422601,MAHARASHTRA  
PH :9763896321.

**AMALNER**

781.## LUCKY AUTO CARES (5853), R.K.  
COMPLEX,R.K. NAGAR,DHULE  
ROAD,AMALNER-425401,DISTRICT-JALGAO  
N,MAHARASHTRA  
PH :9422789764/9404056044.

**AMBERNATH**

782.\* J.S. AUTOMOBILES (4567), B-31/3,MIDC,  
KALYAN AMBERNATH  
ROAD,AMBERNATH-421501,MAHARASHTRA  
PH :0251-2602061/62/9370116436.

**AMRAVATI**

783.## KRUSHNARAPAN AUTOMOBILES (),  
BADNERA ROAD,AMRAVATI- 444 605  
(MHRS)-,  
PH :0721-2670070.

**AURANGABAD**

784.\* MARUTI AUTOMOBILES (3441), MAHAVIR  
COMPLEX,AKASHWANI CHOWK,JALNA  
ROAD,AURANGABAD-431 008  
(MAHARASHTRA)  
PH :0240-9822015949/2330992.  
785.\* CAR CARE (5173), #85.SERVICE INDUSTRIAL  
SECTOR,TOWN  
CENTRE.CIDCO,DISTRICT-AURANGABAD,M  
AHARASHTRA  
PH :0240-240-2488929/2488939.

**BADLAPUR**

786.## OMKAR AUTO SERVICES (3376), OMKAR  
BUNGLOW,GOLE WADI,KULGAON  
STN.,BADLAPUR DIST. THANE  
PH :0251-2690371.

**BARAMATI**

787.## AUTO WINGS (2142), PLOT NO.  
C-22/23,BARAMATI CO-OP INDUSTRIAL  
ESTATE,JALOCHI DISTRICT  
PUNE,MAHARASHTRA-413 102  
PH :02112-243252/ 243077/24379.

**BARSI**

788.## OM SERVICE CENTRE (5359), KURWEDI  
ROAD - BARSIDISTRICT - SOLAPUR,PIN -  
413401,(MAHARASHTRA )  
PH :9850437003.

**BEED**

789.## NEW AGWAN SERVICES (2235), 850 SHYOG  
NAGAR,JALNA ROAD,BEED-431 122,  
PH :02442-227007.

**BHANDARA**

790.## J.P. MOTORS (2023), NATIONAL HIGHWAY  
NO.6,BHANDARA-441 904,(MAHARASHTRA),  
PH :07184-650272.

**BHIWANDI**

791.## VAQUAR AUTO WORKS (), AGRA ROAD  
JUNCTION,VANJARPATI  
NAKA,BHIWANDI,THANE DISTT. (MHRS).  
PH :02522-243975/243966/9822655991.

**BHUSAWAL**

792.\* SAIKRIPA AUTOMOBILES (2129), NATIONAL  
HIGHWAY NO.6,S.NO.54/5X6 NEAR KHADKA  
ROAD CROSSING.BHUSAWAL-425  
201,DISTT. JALGAON (MAHARASHTRA)  
PH :024819-9422789764.

**BOISAR**

793.## SIFAR CAR CARE (4055), PLOT NO. 15 AT-  
KURGAON,P O KUNDAN,BOISAR TARAPUR  
ROAD,TAL PALGHAR, DISTT THANE  
PH :02525-282384.

**BULDHANA**

794.## JADHAV & SONS (2122), MR.SUSHIL  
JADHAV,MAIN ROAD,NEAR POLICE  
STATION,WARD NO.25 BULDHANA  
PH :07262-242647/9421464285.

**CHALISGAON**

795.\* IDEAL MOTORS (3875), OPP KHARATMAL  
PETROL PUMP,DHULE  
ROAD,CHALISGAON,DISTT JALGAON 424101  
PH :02589-228111/9822498911.

**CHANDRAPUR**

796.## SHEIKH AUTOMOBILES (5379), APPOSITE  
GOVT. ITI,CIVIL  
LINES,CHANDRAPUR,DISTRICT -  
CHANDRAPUR,MAHARASHTRA  
PH :07172-253218.

**CHIPLUN**

797.## MANORKAR AUTOMOBILES (), NEAR  
RAILWAY STATION,BOMBAY-GOA  
HIGHWAY,WALOPE CHIPLUN-415 605,DISTT.  
RATNAGIRI  
PH :02355-256299/255299.  
798.## MAYUR MOTORS (), SITA  
APARTMENTS,NEAR BAHADUR SHEIKH  
NAKA,CHIPLUN DISTT.  
RATNAGIRI,MAHARASHTRA  
PH :02355-320048/255885.

**DAPOLI**

799.\* ROYAL AUTO SERVICE STATION (3444),  
DAPOLI-MANDANGAD  
ROAD,MAUJE-DAPOLI,TAL- DAPOLI,DIST.  
RATNAGIRI-415 712 (MAHARASHTRA)  
PH :02358-282274/9422661033/9226701776.

**DEOPUR**

800.\*\* AGRO ENGINEERING SERVICES (2244),  
DIVERSION ROAD,DEOPUR,DHULE-424 005,  
PH :02562-26171/270964/9423193884.

**DOMBIVILI**

801.## MEGA SERVICES (2573),  
A-173,PHASE-1,NEW KALYAN BYPASS  
ROAD,OPPOSITE ADARSH  
PARK,MIDC,DOMBIVILI (E)-421203  
PH  
:0251-2448877/2448977/9821012736/99874971  
97.

**GADACHIROLI**

802.## VENUS AUTOMOTIVE (4170), PLOT # 2, NR  
GOVERNMENT ITI COLLEGE,ADJ TO  
CHANDRAPUR GADACHIROLI  
HIGHWAY,GADACHIROLI,MAHARASHTRA-44  
2605  
PH :07132-233222/9422151222/9689228222.

**GADINGALAJ**

803.## SHAH AUTO SCANNING CENTRE (3861),  
SHANKESHWAR ROAD,NEAR NEORA  
SCHOL,GADHINGLAJ 416502,DISTT.  
KOLHAPUR  
PH :02327-223353.

**HINGANGHAT**

804.## S.K MOTORS (5530), JAGANNATH  
WARD,NH-7,HINGANGHAT,DISTRICT -  
WARDHA,PIN-442301,MAHARASHTRA  
PH :9421726700.

**ICHALKARANJI**

805.## SAI AUTO LEADS (3821), 7/597 SANGLI  
VES,ICHALKARANJI-416 115,DIST.  
KOLHAPUR,  
PH :0230-435827/439227.

**INDAPUR**

806.## AJINKYA MOTORS (3868), S.NO.  
233(448),PUNE SOLAPUR HIGHWAY,NEAR  
HOTEL SAI PALACE,A/P INDAPUR DISTT.  
PUNE - 413 106  
PH :0211-225471.

**ISLAMPUR**

807.## VIJAY MOTORS (5134), PETH ISLAMPUR  
ROAD,NEAR PETH NAKA  
-ISLAMPUR,DISTRICT -  
SANGLI,MAHARASHTRA  
PH :9860446084.

**JALGAON**

808.\* SHREE MOTORS (3040), 362 SHIVAJI  
NAGAR,JALGAON-425 001,  
PH  
:0257-2221927,MOBILE-98231-50704/9404050  
704.

**KALWA**

809.\*\* SHREE SIDDHI MOTORS (5668), NEXT TO  
LILAVATI CO-OP  
SOCIETY,DATTAWADA,KALWA KHAREGAON  
ROAD,KALWA(W)-400605,DISTRICT -  
THANE,(MAHARASHTRA)  
PH :-64537777/2540777879.

**KALWAN**

\*\* A-Category Mass : Free & paid Service, Major repairs & Accidental repairs

## C-Category Mass : Free & paid Service & Minor repairs

\* B-Category Mass : Free & paid Service & Major repairs

# D-Category Mass : Free Service & Minor repairs



**MARUTI AUTHORISED SERVICE STATION (MASS) (AS ON 01.08.2016 )**

810.## KRISHNA AUTOMOTIVE (4037), GANESH  
NAGAR AT POST & TALUKA,KALWAN,DIST  
NASHIK-423501  
PH :02592-9420233134/8087988735.

**KALYAN**

811.## SHIVAM AUTO CARE (), C/O GRIHALAXMI  
VATSU NIRMAN,MURBAD  
ROAD,KALYAN,BOMBAY-421 304  
PH :0251-2321518/6518007/9867001771.

**KANKAVLI**

812.\*\* SAPALE AUTO SERVICE PRIVATE LIMITED  
(1975), MUMBAI GOA  
ROAD,N.H.17,KALMATH,KANKAVLI DISTT.  
SINDHUDURG-416 602  
PH :02367-233434/231934/9422434701.

**KATOL**

813.## BALAJI SERVICE STATION (5962), PLOT NO.  
XI,MIDC,SAWARGAON  
ROAD,DONGARGAON-KATOL,NAGPUR-441  
302,DISTRICT-NAGPUR,MAHARASHTRA  
PH :07112-9763867144.

**KHAMGAON**

814.## JAIDEEP MOTORS (4779), NEAR RELIANCE  
PETROL PUMP,NANDURA  
ROAD,KHAMGAON-444303,DISTRICT-BULDH  
ANA (MAHARASHTRA)  
PH :07263-9850352826/9922917419.

**KHED**

815.## BHARAT AGENCIES (4548), AT POST  
BHARNA  
NAKA,NH-17,KHED-415621,RATNAGIRI DIST  
PH :02356-263309/260309/  
9049024781/9420910709.

**KOLHAPUR**

816.\* VAKRATUNDA MOTORS (3142), OPP  
MAHAVIR COLLEGE,NAGALA  
PARK,KOLHAPUR,  
PH :0231-2680742.

**KOPARGAON**

817.\* SAI MOTORS (4449), NAGAR MANMAD  
HIGHWAY,NEAR HOTEL  
ASHOKA,KOPARGAON,DIST. AHMEDNAGAR  
(MAHARASHTRA)  
PH :02423-9326439000/9850684384.

**LONAVALA**

818.## APPOLO MOTOR REPAIRING WORKS (2543),  
MUMBAI-PUNE  
ROAD,LONAVALA,MAHARASHTRA-410 401,  
PH :02114-280330/9370721905.

**MAHAD**

819.## SHREE AUTO (2572), NAGALWADI PHATA  
BOMBAY GOA HIGHWAY,AT & TALUKA -  
MAHAD,DISTT. RAIGAD,MAHARASHTRA-402  
301  
PH :02145-233111/  
223256/9422495797/9422495799.

**MALEGAON**

820.## MALEGAON AUTO CENTRE (3721), NEAR  
MOTI BAUG NAKA,MALEGAON-423 203,  
PH :0255-9371376911/02554-255011.

**MANGAON**

821.## KRUPA SERVICES (), KRUPA SERVICES,AT :  
NANORE,POST :  
MANGAON,DISTT-RAIGAD-402 104  
PH :263363.

**MIRAJ**

822.## ASHOK AUTOMOBILES (5672), C.S.  
NO:70-C,CHH - SHIVAJI  
ROAD,MIRAJ,DISTRICT -  
SANGLI,MAHARASHTRA  
PH :0233-2375961.

**MUMBAI**

823.## AUTO SERVICES (), KING'S  
CIRCLE,MATUNGA,MUMBAI-400 019  
(MHRS).,  
PH :022-24141031/24141877/65804809.

824.## HIND AUTOMOBILES (), 29 SEWREE  
WADALA ROAD,KING'S CIRCLE,MUMBAI -  
400 019 (MHRS).,  
PH :022-24096680/24096544/24037922.

825.## KUNDANMAL SERVICE STATION (), 41  
G.DESHMUKH MARG,MUMBAI-26 (MHRS).,  
PH :022-24942547/24946863.

826.\*\* RAVI AUTOMOBILE SERVICES (),  
GHATKOPAR-MAHUL ROAD,TILAK  
NAGAR,MUMBAI-400 089,  
PH  
:022-25227282/32929767/25221656/65752531/  
25293582.

827.\*\* ZENITA AUTO WORKS (), BEHIND  
H.P.PETROL PUMP,NAV PADA MAROL  
NAKA,ANDHERI E,MUMBAI-400 059 (MHRS.)  
PH  
:022-28322659/28200653/28390850/28218906(  
FAX).

828.\* ASHA AUTO SERVICE (), I.O.C.  
DEALER,L.B.SHASTRI  
MARG,KURLA,MUMBAI-400 070  
PH :26505338, 26506088, 9820727091.

829.## SURAJ SANGHI SERVICE STATION (), DR.  
ANNIE BESANT ROAD,WORLI,MUMBAI-400  
018,  
PH :24931704, 24924754.

830.\*\* SHAMAL MOTORS (1154), VAITY  
WADI,BHANDUP-SONAPUR ROAD,BHANDUP  
(WEST),MUMBAI-400 078  
PH :022-25665266/64500500/25666465.

831.\*\* CHAMUNDA MOTORS (P) LTD. (), RAM BAUG  
NEAR SUNDAR DHAM,OFF  
S.V.ROAD,BORIVILI (W),MUMBAI-400 092  
PH :022-28635677/ 28090888/28616701.

832.## BANAI AUTO CARE (6053), OPP. MAROL  
POLICE CAMP,NEXT TO AAREY CHECK  
POST,MAROL MAROSHI ROAD,MUMBAI-400  
059  
PH :022-28349816/28349817.

833.## JAGMAN MOTORS PVT. LTD. (1556), NEXT  
TO HOTEL ROYAL SALUTE,ANDHERI KURLA  
ROAD,SAGBAUG,MUMBAI-400 059  
PH :022-28502590/28504983.

834.\*\* POWAI AUTO WORKS (1660), OPP. PANCH  
KUTIR BUS STOP,19 ADI SANKARACHARYA  
MARG,POWAI,MUMBAI-400 076  
PH  
:022-25700358/25700176/25708842/25703826.

835.\*\* ORIX AUTO INFRASTRUCTURE SERVICES  
LTD (1971), 94 MAROL INDUSTRIAL  
ESTATE,ANDHERI KURLA ROAD,ANDHERI  
(EAST),MUMBAI-400 059  
PH  
:022-67070100/67070221/67070216/67070222.

836.## LAXMI AUTO WORKS (2542), PLOT  
NO.1041,SAYANI  
ROAD,PRABHADEVI,MUMBAI-400 025  
PH  
:022-24308566/24378788/24321722/982030364  
6.

837.\* SUPER AUTO SERVICE PVT. LTD. (2430),  
DESAI WADI JAYWANT SAWANT  
ROAD,NEAR HAPPY HOME  
SOCIETY,DAHISAR (W),MUMBAI-400 068  
PH :022-28930239/28927124.

838.## CHEMBUR MOTORS (2526), 31/A ANAND  
NAGAR,OFF SION TROMBAY ROAD,SINDHI  
SOCIETY CHEMBUR,MUMBAI-400 071  
PH :022-25243639.

839.\* ALLIED AUTO AGENCIES (2666), 86/20 DR.  
AMBEDKAR ROAD,KHAR,MUMBAI-400 052,  
PH :022-26007066, 26498850, 26042540,  
F-6007101.

840.## PRINCE SERVICE CENTER (3440), 34  
GAMDEVI ROAD,SANGHANI  
ESTATE,GHATKOPAR (WEST),MUMBAI-400  
086  
PH :022-25001383/25001333.

841.\*\* CARKRAFT AUTOMOBILE SERVICES PVT.  
LTD. (4654), ABC GODOWN, MINERVA  
INDUSTRIAL ESTATE,OFF P K. ROAD,NEAR  
SAI DHAM MANDHIR, MULLUND (W),MUMBAI  
PH :25628005, 6, 7, 9820296924.

842.\*\* DEV MOTOR CARE PVT LTD (4878),  
24ABCD,GOVT. INDUSTRIAL  
ESTATE,HINDUSTAN  
NAKA,CHARKOP,KANDIVLI(W),MUMBAI-4000  
67,(MAHARASHTRA)  
PH :022-9867444334/28625366/28082661.

843.\*\* AUTO CRAFT (4759), PLOT NO. 1-B,NEXT TO  
DAMJI SHAMJI IND ESTATE,LBS MARG,  
VIKROLI (W),MUMBAI-400083  
PH :022-25783586/ 55974075/9323151010.

844.\*\* POWAI AUTO WORKS (4966), GALI NO  
14/15/16, BUILDING NO1,C WING, KAILASH  
INDUSTRIAL COMPLX,PARKSITE VIDHROLI  
(W),  
PH  
:022-25173986/25173961/25173126/25173127.

845.\*\* CAR SOLUTION (4850), PLOT  
NO.28,SAKINAK GHATKOPAR LINK  
ROAD,ASALFA,MUMBAI - 400084  
PH  
:022-25163805/3905/25163872/9820946435.

846.\* ST.FRANCIS AUTOMOBILES (5154), MOUNT  
POINSUR BORIVALI (WEST),MUMBAI -  
400103,DISTRICT - MUMBAI,MAHARASHTRA  
PH :022-28951206/28934325.

847.## CHHAGAN MITHA (5230), CORNER OF  
WARDEN ROAD & PEDDAR ROAD,POST  
BOX NO. 6521,MUMBAI  
-400026,MAHARASHTRA  
PH :022-66578384/5/6/7.

848.\*\* SHAH CAR CARE (5436), SADANWADI LAKE  
ROAD,OFF LBS MARG,NEAR KRISHNA  
TALKIES,DISTRICT -  
MUMBAI,(MAHARASHTRA)  
PH :022-25961831/32/33/9819159447.

**MURBAD**

849.## JAYDEEP AUTOMOBILES (5676), MURBAD  
KALYAN HIGHWAY(NH-222),NEAR  
NAVURGGA  
HOTEL,AT-PO-TAL-MURBAD-421401,DISTRIC  
T-THANE,MAHARASHTRA  
PH :02524-682260/9423370219/9226840777.

**MURTIJAPUR**

850.## SAI SERVICE (6035), SAMATA  
NAGAR,AKOLA-NAGPUR  
HIGHWAY,MURTIJAPUR-444107,DISTRICT-A  
KOLA,MAHARASHTRA  
PH :07256-9422863756.

\*\* A-Category Mass : Free & paid Service, Major repairs & Accidental repairs

## C-Category Mass : Free & paid Service & Minor repairs

\* B-Category Mass : Free & paid Service & Major repairs

# D-Category Mass : Free Service & Minor repairs



**MARUTI AUTHORISED SERVICE STATION (MASS) (AS ON 01.08.2016 )**

**NAGAPUR**

851.\* AMIT SERVICE STATION (4158), NEAR NAGAPUR HIGHWAY BRIDGE,NAGAR-MANMAD HIGHWAY,NAGAPUR DIST-AHMADNAGAR,MAHARASHTRA PH :0241-5601141/ 9822216286/2778336.

**NAGOTHANE**

852.## PUSHPAK AUTOMOBILES (), MUMBAI GOA HIGHWAY,NAGOTHANE,DISTT: RAIGAD,MAHARASHTRA - 402 106 PH :02194-222340/ 9881417978.

**NAGPUR**

853.\*\* HASAN GARAGE (2021), MOHAN NAGAR,NAGPUR - 440 001 (MHRS), PH :0712-2580972/533805/FAX-712-52692.

854.## SHREEJEE SERVICES (2027), CHANDAK KOTHI,SUBASH ROAD,NAGPUR-440 018, PH :0712-276202/2721690.

855.\* SAGAR AUTOMOBILES (2667), MARUTI AUTHORISED SERVICE STATION,PLOT NO.3 NEAR PETROL PUMP,WARDHA ROAD ULJWAL NAGAR,NAGPUR-440 025 PH :0712-9423959528/9960695823.

856.\* BALAJI MOTORS (3078), PLOT NO.18/27,NEAR NAKA NO.-1,KORADI ROAD,NAGPUR-20 PH :07120-9960634068.

857.## R. K. MOTORS (3023), 69 A V A LAYOUT, LAKADGANJ,NAGPUR-440 008, PH :0712-2730300/9422113088.

858.\*\* SAGAR AUTOMOBILES (4971), A-15/28,MIDC,BUTTIBORI,NAGPUR-440025,NAGPUR-440025 PH :9422145365/8552082080.

859.## M S SERVICES (5339), 14 HILL ROAD,GANDHI NAGAR - NAGPUR,DISTRICT - NAGPUR,MAHARASHTRA PH :-9373422822.

**NANDED**

860.## MARUTI CARES AND COLOURS (5778), LABH NAGAR,BACK SIDE OF SURABH HOTEL,NANDED-431605,DISTRICT-NANDED, MAHARASHTRA PH :9225751444.

**NANDURBAR**

861.\* MAULEE MOTORS (4736), SURVEY NO. 130/2, PLOT NO. 43,ADARSHA NAGAR, NIZAR ROAD,NANDURBAR-425412,MAHARASHTRA PH :02362-9822377931/261300.

**NASHIK**

862.## RACCA SERVICE (3720), (MR. RS RACCA),RACCA COLONY,SHARANPUR ROAD,NASIK-422 002 PH :0253-2570837/8796939960/8087924594.

863.## SAI AUTOMOBILES (3722), SAPAT COMPLEX,OPP. PRESS HOSPITAL,NASIK ROAD-422 101, PH :9822027931/2462300.

864.## HITECH AUTO SERVICES (4451), RAMESHWAR NAGAR,OPP NAVSHYA GANPATI,GANGAPUR ROAD,NASIK-13 PH :0253-9225142471.

**NAVI MUMBAI**

865.\* BOSS (), AT/P.O. - TURBHE,SECTOR-22,VASHI,NAVI MUMBAI-400 705 PH :022-27831354/27831358.

866.\*\* CHETAN MOTORS (3143), PLOT NO.45/B SECTOR 19/A,OPP. GATE NO.2 DANA BAZAR,BEHIND SHAMIR VITHAL CO-OP BANK VASHI,NAVI MUMBAI-400 705 PH :022-27840564/27840565/27841566.

867.## C G MOTORS (4138), PAPR-73, TTC INDUSTRIAL AREA,RABALE, OPP RABALE RAILWAY STATION,THANE- BELAPUR ROAD,MAHARASHTRA PH :-9821695355, 9820933338.

**NIGDI**

868.## SHALU AGENCY (2872), 516/27 PRADHIKARAN,NIGADI,PUNE-411 044, PH :020-7652631/7652966.

**NIPHAD**

869.## SHRI SAI SERVICE STATION (4452), NIPHAD AURANGABAD ROAD,NIPHAD,NASIK,MAHARASHTRA PH :02550-240320/240321.

**OMERGA**

870.## SHREE SWAMI SAMARTH SERVICES (5874), 311/1,OPP. H.P. PETROL PUMP,NH-9,OMERGA-413606,DISTRICT-OSM ANABAD,MAHARASHTRA PH :02475-252199/9422935656.

**PACHORA**

871.## POOJA MARUTI SERVICE CENTRE (5564), PLOT NO 75,PREM NAGAR, KRISHNA PURI SHEVAR,PACHORA,DISTRICT - JALGAON,MAHARASHTRA PH :02596-9890320803/2596247104.

**PALGHAR**

872.## SIDDHI MOTORS (5553), THEMBEHEDE ROAD,GANESH KUND,PALGHAR,DISTRICT - THANE,MAHARASHTRA, PH :02525-256406/ 09890609107.

**PANVEL**

873.\*\* IDEAL AUTOMOBILES (2279), IDEAL HOUSE,PLOT NO-83,PANVEL INDUSTRIAL CO OP ESTATE LTD,PANVE,DISTRICT - RAIGAD,(MAHARASHTRA) PH :022-27451607/2250/31508709.

874.\*\* GANGAL MOTORS (2934), PLOT NO.:125-127,SECTOR-1S,ROAD NO-5,BEHIND CIDCO GODOWN-NEW PANVEL,DISTRICT - RAIGAD,(MAHARASHTRA) PH :022-27460525.

**PARBHANI**

875.## SAI SERVICING CENTRE (5252), P7/5 MIDC,PARBHANI-431 401,MAHARASHTRA, PH :02452-249099/9326147460.

**PASHAN**

876.\* MARUTI CAR SANJIVINI (5278), SURVEY NO 5/2,SUTARWADI SUSROAD,PASHAN,DISTRICT - PUNE,PUNE - 411021,MAHARASHTRA PH :-9996073360.

**PATHARDI**

877.## SAGAR MOTORS (5979), OPP. TEHSIL KACHERI,NAGAR ROAD,TALUKA,PATHARDI-414102,DISTRICT-AHMEDNAGAR,MAHARASHTRA PH :0241-2429349/9822197969.

**PEN**

878.## NAVNATH AUTO (5677), OPPOSITE RAMWADI,S.T. STAND,NATIONAL HIGHWAY-17,TAL PEN-402107,DISTRICT-RAIGAD,MAHARASHT RA PH :02143-255948.

**PHALTAN**

879.## BORAWAKE AUTOLINES (), JINTI BRIDGE,PUNE ROAD,PHALTAN-415 523,(MAHARASHTRA) PH :02166-220750/9226233000.

880.## VORA AUTOMOTIVE (2436), SHINGNAPUR ROAD,KOLKI,PHALTAN-415523, PH :02166-23562/9422606296.

**PIMPALGAON**

881.## ASHWAMEDHA AUTO (2435), 'ASHWAMEDH' MUMBAI-AGRA HIGHWAY,PIMPLEGAON (B),DISTT. NASHIK PH :02550-9766600064/8275015640.

882.\* JOSHI MOTORS (5526), VANI-CHAUFULI,MUMBAI AGRA ROAD,PIMPALGAON,DISTRICT-NASIK,MAHA RASHTRA PH :02550-9422246481/9323147635.

**PUNE**

883.\*\* SAINATH AUTOMOBILES INDUSTRIES (1569), SURVEY NO.36 PLOT NO.1,VADGAON KHURD SINHAGAD ROAD,NEAR GREEN FIELD HOTEL,PUNE-411 041 PH :-9890166886.

884.\* SANTOOR CAR CARE (2053), ASHOK PLAZA,32/2 WADGAON SHERI NEAR WEIKFIELD,PUNE NAGAR ROAD,PUNE-411 014 PH :020-6687799

E-MAIL:SANTOORCAR@HOTMAIL.COM.

885.\* APPU SERVICE STATION (4927), BG/SEI 11/10,NEAR TELEPHONE EXCHANGE,MIDC, BHOSARI,PUNE-411026 (MAHARASHTRA) PH :020-9422005332/27123838.

886.## APPU AUTOMOBILE (5029), MARUTI AUTHORISED REPAIR STATION,#81.SR.NO 164,TALAWAD ROAD,KANBAY ROAD,TRIVENI NAGAR,AHARASHTRA PH :-9371017595.

887.## KULKARNI AUTOMOTIVE (5042), PRERNA APPARTMENT,NEXT TO INVENSYS ,COMPANY BEHIND GIGA SPACE ,VIMAN NAGAR - PUNE,(MAHARASHTRA) PH :-9371101104.

888.\* ATHARVA CAR SERVICES (5161), GUJRATH COLONY,SARAF LANE,NEAR VANAZ COLONY,KOTHRUD,PUNE-411038,MAHARAS HTRA PH :-9960690751/9960690761.

889.\* MANAS AUTOMOTIVE (5443), SURVEY NO 2/4 PARRANKUTI,LANE NO.1 ,KARVE NAGAR - PUNE,DISTRICT - PUNE,MAHARASHTRA PH :020-65002239/9822043007.

890.\* MARUTI CARE POINT (3337), S. NO 273/5,BANER ROAD,OPP. VARSHA PARK,BANER,PUNE-411045,MAHARASHTRA, PH :020-5663231.

**RAHURI**

\*\* A-Category Mass : Free & paid Service, Major repairs & Accidental repairs

## C-Category Mass : Free & paid Service & Minor repairs

\* B-Category Mass : Free & paid Service & Major repairs

# D-Category Mass : Free Service & Minor repairs

**MARUTI AUTHORISED SERVICE STATION (MASS) (AS ON 01.08.2016 )**

891.\* ANAND MOTORS (4152), IN FRONT OF  
ASHWINI HOTEL,NAGAR MANMA ROAD,A/P  
RAHURI DIST-  
AHMADNAGAR,MAHARASHTRA  
PH :02426-235662/9622759180/9822159180.

**RAVER**

892.## RUCHI MOTORS (2631), MARUTI  
AUTHORISED SERVICE  
STATION,RAVER-425 508,DISTT.  
JALGAON,(MAHARASHTRA)  
PH :02584-9423188307/9423974064/250300.

**ROHA**

893.\* AMIT MOTORS (4972), NANA SHANKAR  
SHETH ROAD,ROHA - 402109,DISTRICT -  
RAIGAD,MAHARASHTRA  
PH :02194-9422096149/233290.

**SAKURI**

894.## SHREE SAI SERVICE CENTRE (5344),  
NAGAR-MANMAD ROAD .GODAVARI,HOTEL  
JEWEL .PO:SAKURI, TAL,RAHATA,DISTRICT  
- AHMEDNAGAR,MAHARASHTRA  
PH :9970741777.

**SANGAMNER**

895.\* SAI MOTORS (2840), NEAR GULEWADI  
PHATA,PUNE NASIK ROAD,SANGAMNER  
DIST. AHMEDNAGAR,PIN-422 608 (MHRS.)  
PH :02424-227513.

**SANGLI**

896.\*\* ASHOK AUTOMOBILES (3723),  
595/B,M.G.ROAD,SANGLI-416 416,  
PH :0233-375961/9823053596.  
897.## BALAJI AUTO SERVICE (1564), PLOT  
NO.43.GOLDEN PARK,BYPASS  
ROAD,SANGLI-416416,DISTRICT-SANGLI,MA  
HARASHTRA  
PH :9822106126.  
898.\* AWATI MOTORS (4772), PADMAVATI  
COLONY,NEMINATH NAGAR  
VISHRAMBHAG,SANGLI-416415,MAHARAST  
RA  
PH :9422407284.

**SATANA**

899.## PATHAK MOTORS (5037), YASHWANT  
NAGAR,TAHARABAD ROAD,SATANA -  
411014,DISTRICT - NASIK,(MAHARASTRA)  
PH :9890216257.

**SATARA**

900.## SIDDHI AUTOMOBILES (5464),  
294/A DEGAON PATA -  
SATARA,RAHAMTPUR ROAD,MIDC  
SATARA,DISTRICT -  
SATARA,(MAHARASTRA)  
PH :-9860639368.

**SAWANTWADI**

901.\* VENKATESHA AUTO CARE (1659), PLOT  
NO.21 MUMBAI GOA  
HIGHWAY,KOLGAON-BHOM,SAWANTWADI-4  
16 510,MAHARASHTRA  
PH :02363-274164/271533/9423304639.

**SHAHADA**

902.## MATOSHREE AUTOMOBILES (2870), NO.558  
SHAHADA DHONDAICHA ROAD,TAL.  
SHAHADA,NANDURBAR  
DISTT.(MAHARASHTRA)  
PH  
:02565-226030/227340/9890530937/942172623  
0/9403801484.

**SHAHAPUR**

903.## RAMA MOTORS (5565), DR.DESHPANDE  
COMPOUND,NEAR  
BHASTA-COLONY,GOTHEGAR-SHAHAPUR-  
3,DISTRICT-THANE,MAHARASHTRA  
PH :-9421542444/9821628756.

**SHIRDI**

904.## SHREE GANESH AUTO CARE (4268), POST  
SAKURI,TALUKA  
RAHATA,AHMEDNAGAR-423107,  
PH :02423-243192/ 243450/9422726052.

**SHIRPUR**

905.## TANISHA MOTORS (5867), OPP. GOLD  
REFINERY,NH-3  
AJANDE,SHIRPUR-425405,DISTRICT-DHULE,  
MAHARASHTRA  
PH :02563-2560899/911062235.

**SHOLAPUR**

906.\*\* BALAJI MOTORS (1930), 8536 B/1 MURARJI  
PETH,OPP. OLD PUNE NAKA  
OFFICE,SOLAPUR-413 002,  
PH :629696/ 629595/9823111110.

**SHRIRAMPUR**

907.\* G.K. MOTORS (2871), K.V.  
ROAD,SHRIRAMPUR,DISTT.  
AHMEDNAGAR,PIN-413 709.  
PH :952422-8446222297.

**THANE**

908.\* PATRICIA AUTOMOBILES (, 34 AMAR GION  
SER & OFFICE COMPLEX,AGRA  
RD.,THANE-400 601 (MHRS.),  
PH :022-25471105/9987175866.

909.\*\* THANAWALA MOTOR AGENCY (3724),  
DHIIRAJ BAUG,L.B.S. MARG,NEAR  
HARINIWAS CIRCLE,THANE-400 602  
PH :022-67302222.

910.\*\* STERLING MOTOR GARAGE (, OPP. RAVI  
STEEL INDUSTRIES,2ND POKHRAN  
ROAD,THANE-400 601,  
PH :022-25890325/  
25890892/25891981/9224019485.

911.\* TOP GEAR AUTOMOBILES (4840), SAI  
NAGAR,GHODBUNDER  
ROAD,KASARVADAVALI,THANE (W)  
PH :022-64509201/64526472.

912.\* SEAN MOTORS (5377), DONTALAV -  
VATAR,(W),VIRAR SATPALA  
ROAD,TAL-VASAI,  
DISTT-THANE,MAHARASHTRA,  
PH :9324003123.

**ULHASNAGAR**

913.\* MODERN CAR CARE (3260), 171/2,RRV  
INDUSTRIAL AREA,BEHIND SAI BABA  
MANDIR,SHANTINAGAR,ULHASNAGAR-421  
003,MAHARASHTRA  
PH :0251-2732027/9322542027/9819692027.

914.\* CHIMAN AUTOMOBILES (3845), NEAR KAJAL  
PETROL PUMP,BALANI  
COMPOUND,VITHALWADI STATION  
ROAD,ULHASNAGAR  
PH :0251-2557790/2561627.

**URAN**

915.## SAI AUTOMOBILES (5665), STATE HIGHWAY  
NO.56,NEAR JASAI NAKA,JASAI  
VILLAGE,URAN-410206,DISTRICT -  
RAIGAD,MAHARASHTRA  
PH :64213533.

**VADA**

916.## SAI MOTORS & SERVICE CENTRE (5675),  
AT-GANDRE,PO-TUSE,TAL-VADA-421303,DIS  
TRICT - THANE,MAHARASHTRA,  
PH :-9270005533.

**VASAI**

917.\* ANGEL AUTO WORLD (4979), KUBER  
APARTMENT,AMBANI ROAD,VASAI  
WEST,DISTRICT - THANE  
PH :0250-2332728/ 2337754/982338272.

**VITA**

918.## SONA AUTOMOTIVE (5671), YASHWANT  
NAGAR,NEAR WATER TANK,ROAD NO.10 -  
VITA,DISTRICT - SANGLI,MAHARASHTRA  
PH :-9960708270.

**WAI**

919.## ADITYA AUTO SERVICE (4271), WAI SATARA  
ROAD,WAI-412803,SATARA DIST.,  
PH :02167-9423971005.

**WARDHA**

920.## BHARAT MOTOR (1631), NAGPUR  
ROAD,NALWADI,WARDHA,MAHARASHTRA  
PH :07152-9881588388.

**WARORA**

921.## ROHIT AUTOMOTIVE (5873),  
NAGPUR,CHANDRAPUR  
ROAD,VINAYAK-,LAYOUT,TILAK  
WARD,WARORA-442907,DISTRICT-CHANDR  
APUR,MAHARASHTRA  
PH :07176-281099/9226118165.

**YAVATMAL**

922.## RAMESH MOTORS (2024), GARDEN  
ROAD,YAVATMAL,MAHARASHTRA-445 001,  
PH :07232-243330/246660.

923.## M.S. MOTORS (, AMRAVATI ROAD  
HIGHWAY,LOHARA,YAVATMAL-445 001,  
PH :-249207/651565.

**YEOLA**

924.## BIJASANI AUTOMOTIVE (3041),  
NAGAR-MANMAD ROAD,YEOLA,DIST. NASIK  
(MAHARASHTRA),  
PH :02559-09923204225/9423185025.

**MANIPUR**

**IMPHAL**

925.## BORDIN MARUTI GARAGE (4879),  
SANGAIPROU,AIRPORT  
ROAD,IMPHAL,MANIPUR-795001  
PH :0385-0385-2455460,9436023659.

**SENAPATI**

926.## KOMUO MARUTI WORKS (4644),  
NH-39,TAPHOU  
RIK-HUMAI,SENAPATI-795106,MANIPUR  
PH :9436072671/9436422938.

**MEGHALAYA**

**TURA**

927.## MULTI MOBILE PRECISION (3222),  
OPP.MECOFED,CENTRAL GODOWN,NEW  
JAIL ROAD ARAI MILE,TURA  
PH :03651-8974037020.

**MIZORAM**

\*\* A-Category Mass : Free & paid Service, Major repairs & Accidental repairs

## C-Category Mass : Free & paid Service & Minor repairs

\* B-Category Mass : Free & paid Service & Major repairs

# D-Category Mass : Free Service & Minor repairs

MARUTI AUTHORISED SERVICE STATION (MASS) (AS ON 01.08.2016 )

CHAMPAI

928.## IRDIV- TC AUTO WORKS (5744), SVENTH DAY TLANG,ZOTLANG ROAD,NEW CHAMPHAI-CHAMPHAI,DISTRICT-CHAMPHAI ,MIZORAM  
PH :9862405715.

LAWNGTLAI

929.## B.S MOTOR WORKS (5637), LAWNGTLAI -3,LAWNGTLAI,PIN - 796891,MIZORAM,  
PH :-9436148833.

LUNGLEI

930.## LAWMA ENGINEERING WORKS (3125), A O C SQUARE,LUNGLEI,MIZORAM-796 701  
PH :0372-2325035.

NAGALAND

DIMAPUR

931.\*\* ERJO MOTORS (4871), EAST BURMA CAMP,NEAR BIBLE HOUSE,DIMAPUR-797112,NAGALAND  
PH :03862-03862-231888.

KOHIMA

932.## SEKHOSHE SERVICE STATION (), NEW SECRETARIAT COMPLEX ROAD,NEAR HIGH SCHOOL JUNCTIOM,KOHIMA,  
PH :9856070644.

MOKOKCHUNG

933.## INFERNO AUTOMOBILES (5438), MEREPKONG,UNGMA.MOKOKCHUNG,DIST RICT - MOKOKCHUNG,PIN - 798601,NAGALAND  
PH :-9436439137/9402013479.

ORISSA

ANGUL

934.## ZEET AUTOMOBILES (1573), NALCO NAGAR,KANDASAR,ANGUL - 759 145,ORISSA  
PH :06764-221885/9437065053.

BALANGIR

935.## ASHIRWAD AUTOMOBILE WORKS (3177), DAMJI GARAGE, THIKADARPARA,BALANGIR-767 001  
PH :06652-233345/231896.

BALESHWAR

936.## AUTO CARE (), AT - AZIMABAD,BALASORE-757 001,  
PH :-9437051944/9437285606.

937.\* TEKNO INDIA (3666), D-2/9 INDUSTRIAL AREA,O.T. ROAD,BALASORE-756 003,(ORISSA)  
PH :06782-266879/9437953595/9861034990.

BARBIL

938.## INDU MOTORS (3241), IN FRONT OF UTKAL AUTOMOBILES,JODA-BARBIL HIGHWAY,BARBIL-758 035,(ORISSA)  
PH :06767-276158/ 276727/9337383947.

BARGARH

939.## CARSCAN (1164), PLOT - 1/1 INDUSTRIAL ESTATE,RAILWAY STATION ROAD,BARGARH-768 028,  
PH :06646-232820.

BHUBANESWAR

940.## INDO JAPAN SERVICE (4936), PLOT NO. 18, 19, 30 & 31, BHAGABANPUR INDUSTRIAL ESTATE,PO: PATRAPADA,BHUBANESHWAR-752019,ORIS SA  
PH :0674-2470033, 6545624, 9861124660, 9861095444.

CUTTACK

941.\* DURGA SERVICE CENTRE (), NEAR PALAMANDAP, BADAMBADI,PO - ARUNODAY MARKET,DISTT - CUTTACK,PIN-753012  
PH :0671-2311261/2315762.

942.\* AUTO MATES (), MADHUPATNA,CUTTACK-753010,  
PH :0671-2311646/2322646 /2322646.

DHENKANAL

943.## ANAND AUTOMOBILES (5449), ANAND NAGAR,IN FRONT OF TARINI MANDIR,DISTRICT - DHENKANAL,PIN - 759001,(ORISSA)  
PH :06762-9437414972/243272.

JHARSUGUDA

944.## AUTO MECHANIKA (2638), S.H.-10 BEHERAMAL,JHARSUGUDA-768 203,ORISSA,  
PH :06645-273510/9861353332.

PARALAKHEMUNDI

945.## GANAPATI AUTOMOBILES (3178), B. SITAPUR,PARALAKHEMUNDI,DIST. GAJAPATI-761 200,(ORISSA)  
PH :06815-322765/9437140023.

PURI

946.## URMILA MOTORS (5040), HERA GOHIRI SAHI CHOWK, PURI - 1,DISTRICT - PURI,(ORISSA),  
PH :06752-223820/9776006748/9861110745.

SAMBALPUR

947.## ANITA AUTO CARE (4834), SALIA BAGICHA,LIONS CLUB ROAD,KUMBHARPARA,SAMBALPUR-768001 (ORISSA)  
PH :0663-9437068044/2403044/ 9861248403.

SEMILIGUDA

948.## ASHUTOSH MOTORS (5035), MAIN ROAD. NH-43,SEMILIGUDA,DISTRICT-KORAPUT,(O RISSA)  
PH :-919437405417/9939639257.

TALCHER

949.## PAL MOTORS (4843), BALHAR CHHAK, SANTHAPADA,TALCHER-759104,DISTRICT-A NGUL,ORISSA  
PH :06760-9861030311/249910.

PONDICHERRY

KARAIKAL

950.## MARUTI TECH (2669), NO.1 AKKARAIVATTAM,NAGAORE MAIN ROAD,OPP TO ONGC,KARAIKAL-609604,DISTRICT-KARAICA L,PONDICHERRY  
PH :04368-227101/9842383125.

PONDICHERRY

951.\*\* S D K MOTORS (), PLOT NO.12,100 FEET ROAD,OZHANDAI KEERAPALAYAM MUDALIARPET,PONDICHERRY-605 004  
PH :0413-2358540/9843045689.

952.\* A.P.P. MARUTI MOTORS (2670), PLOT NO.6 GUNDU SALAI ROAD,NATESAN NAGAR,NEAR 100 FEET ROAD,PONDICHERRY-605 005  
PH :0413-2240844/9894059004.

953.## MARUTI MISSION (5067), 60 RAGAVENDIRA NAGAR,KAMARAJ SALAI,THATTANCHAVADY PONDICHERRY,TINDIVANAM ROAD PONDICHERRY-9,PONDICHERRY  
PH :0413-2241100/9786589000.

PUNJAB

AHMEDGARH

954.## GAHIR AUTOMOBILES (2877), LUDHIANA MALER KOTLA ROAD,VILL. GOPALPUR CITY,AHMEDGARH,(PUNJAB)  
PH :01628-9878854118.

AJNALI

955.## VISHWAKARMA MOTORS (5666), NEAR VIMAL DHARAMKANTA - AJNALI,DISTRICT - FATEHGARH SAHIB,PUNJAB,  
PH :-9814528084.

AMLOH

956.## BINDRA MOTORS (5844), NEAR DESH BHAGAT COLLEGE SONTI,AMLOH,DISTRICT-FATEH GARH SAHIB,PUNJAB  
PH :-09814882000.

AMRITSAR

957.\*\* KAPOOR'S KAR KARE (), I/S MAHA LAKSHMI,CALICO PRINTING MILLS,OLD JAIL ROAD,AMRITSAR(PUNJAB).  
PH :-9814213113.

958.\* SAGGU SERVICE STATION (), HIDE MARKET,AMRITSAR-143 001 (PUNJAB).,  
PH :-9888005610.

959.\*\* HANSON AUTOMOBILES (1722), MAQBOOL PURA,G.T. ROAD,AMRITSAR,  
PH :-9815167669/8427010988.

960.\*\* JACKSON LUBRICANTS (), 16 COURT ROAD,NEAR RAVI GAS AGENCY,AMRITSAR-143 001,  
PH :-9814299944.

BANUR

961.## AMRIK SERVICE STATION (2433), PATIALA ROAD,BANUR,DISTT. PATIALA (PUNJAB),  
PH :-9815591325.

BARNALA

962.\* PUNJAB MOTOR GARAGE (6222), DHANAULA ROAD,BARNALA (PUNJAB),  
PH :-9876130360.

963.## GAURAV MOTORS (4962), DHANAULA ROAD,BARNALA - 148101,DISTRICT SANGRUR,PUNJAB  
PH :01679-9317512916.

BEGOWAL

964.## GAURAV MOTORS (3428), NADALA ROAD,NEAR MAIN BUS STAND,BEGOWAL DISTT. KAPURTHALA,PIN-144 621 (PUNJAB)  
PH :01822-9317512916.

BHADSON

965.## FRIENDS MOTORS (2233), NABHA ROAD,BHADSON-147 202,DISTT. PATIALA,(PUNJAB)  
PH :-9815700778.

BHAGTA BHAI KA

\*\* A-Category Mass : Free & paid Service, Major repairs & Accidental repairs

## C-Category Mass : Free & paid Service & Minor repairs

\* B-Category Mass : Free & paid Service & Major repairs

# D-Category Mass : Free Service & Minor repairs

**MARUTI AUTHORISED SERVICE STATION (MASS) (AS ON 01.08.2016 )**

966.## JAGDAMBEY MOTORS (4741), MOGA  
ROAD,NEAR SINGLA COLD  
STORAGE,BHAGTA BHAI KA,DISTRICT-  
BATHINDA (PUNJAB)  
PH :01651-9463023388.

**BHATINDA**

967.## SUPER AUTOMOBILES (6232),  
TINKONI,GONIANA ROAD,BHATINDA,  
PH :0164-9814036163.

968.\*\* MODERN MOTORS (6234), OPP. T.V.  
TOWER,MANSARA ROAD,BHATINDA,  
PH :9814177075.

969.## KRISHNA AUTOS (4571), 40 FEET NAMDEV  
ROAD,NEAR DELHI ESCORTS HEART  
HOSPITAL,BATHINDA,PUNJAB  
PH :0164-9888671810.

**BUDHLADHA**

970.## JINDAL AUTOMOBILES (2147), NEAR  
P.S.E.B.,BHIKHI ROAD,BUDHLADA-151  
502,DISTT. MANSA  
PH :9815516964.

**DERABASSI**

971.## BINDAL AUTOMOBILES (1248),  
CHANDIGARH AMBALA ROAD,PARAS RAM  
MARKET,DERA BASSI-140 507,  
PH :01762-9914449711.

**DHARIWAL**

972.## SANJIV AUTOMOBILES (1643), BATALA  
ROAD,DHARIWAL-143 519,DISTT.  
GURDASPUR,(PUNJAB)  
PH :9815651781.

**DHURI**

973.## SHIV MOTORS (1962), NEAR OCTROI  
POST,SANGRUR ROAD,DHURI-148 024,  
PH :9872851068.

**DINANAGAR**

974.## D.S. MARUTI SERVICE STATION (3333), G.T.  
ROAD,DINA NAGAR,DIST. GURDASPUR-143  
531,(PUNJAB)  
PH :9814695433.

**DIRBA**

975.## PENTAGON MECHANICAL WORKS (2564),  
JIND-SANGRUR ROAD,DIRBA,DISTT.  
SANGRUR,(PUNJAB)  
PH :01672-01672-242525.

**DORAHNA**

976.\* FATEH MOTORS (2048), G.T.  
ROAD,DORAHNA,(LUDHIANA),  
PH :01628-9814031784.

**FAZILKA**

977.## BAHL MOTORS (6229), ABOHAR  
ROAD,FAZILKA-152 123,  
PH :01638-9888620550.

**FEROZEPUR**

978.## SUTLEJ AUTOMOBILES (3568), G.T.  
ROAD,FEROZEPUR CANTT.,PIN-152 001  
(PUNJAB),  
PH :01632-9815144790.

979.## BOBB MOTORS (4378), NEAR BSF  
COLONY,MOGA ROAD,FEROZEPUR CANTT.,  
PH :01632-9814090331.

**GIDDERBAHA**

980.\* JIWAN CAR CENTRE (3442), BHATINDA  
ABOHAR,NATIONAL  
HIGHWAY,GIDDERBAHA-152 101,DIST.  
MUKETSAR (PUNJAB)  
PH :01637-9814730286.

**GOINDWAL SAHIB**

981.## DAS MOTORS (3537), KAPURTHALA  
CHOWK,GOINDWAL SAHIB,DISTT.  
AMRITSAR-143 429,(PUNJAB)  
PH :01859-9914699121.

**GORAYA**

982.## GORAYA AUTOMOBILES (4434), G.T.  
ROAD,GORAYA-144409,DISTT  
PHAGWARA,PUNJAB  
PH :01827-9814002617.

**GURDASPUR**

983.\* VIJAY SERVICE STATION (), NEAR RAILWAY  
CROSSING,PATHANKOT  
ROAD,GURDASPUR,(PUNJAB)  
PH :9814437637.

**HOSHIARPUR**

984.## JOGINDER MOTORS (2268), BYE PASS  
TANDA ROAD,HOSHIARPUR-146 001,  
PH :9216519763.

**JAGRAON**

985.## DHALIWAL AUTOMOBILES (2035), NEAR  
AJANTA PETROL PUMP,G.T.  
ROAD,JAGRAON DISTT.  
LUDHIANA,(PUNJAB)  
PH :01624-9814318600.

**JALANDHAR**

986.\*\* KAAR KARES (), G.T.ROAD,JALANDHAR,144  
001 (PUNJAB),  
PH :0181-0181-231938.

987.\* PUNJAB MOTOR GARAGE (1575), HMV  
CHOWK,G.T. ROAD,JALANDHAR-144 008,  
PH :9317512360.

988.\* KAPOOR MOTOR GARAGE (1649), OPP.  
SPORTS COLLEGE,KAPURTHALA  
ROAD,JALANDHAR CITY,  
PH :9815543853.

989.## CITY POINT SERVICE STATION (4528),  
AVTAR NAGAR ROAD,BEHIND T.V.  
CENTRE,OPP HOTEL REGENT  
PARK,JALANDHAH  
PH :0181-9888382255.

990.## DHALIWAL WHEEL CARE (5250), OPP FAIR  
FARM RESORTS.AMRITSAR,BYE -PASS  
ROAD,JALANDHAR,DISTRICT -  
JALANDHAR,PUNJAB  
PH :98158852279.

**KAPURTHALA**

991.## T.S. WALIA MOTORS (),  
MANSOORWAL,JALLANDHAR  
ROAD,KAPURTHALA,  
PH :9357211525.

992.## AVTAR AUTO TECH (5329), KANJLI  
ROAD,NEAR  
OCTROI,KAPURTHALA,PUNJAB,  
PH :9888262026.

**KOTKAPURA**

993.## MAHADEV MOTORS (4231), OPP.  
MAHARAJA PALACE,MOGA  
ROAD,KOTKAPURA,PUNJAB  
PH :01635-9464029198.

**KURALI**

994.## VISHWAKARMA MOTORS (3335), PRAKASH  
ICE FACTORY,CHANDIGARH  
ROAD,KURALI-140 103,(PUNJAB)  
PH :01888-9814273873.

**LALRU**

995.## VIKAS MOTORS (2777), IOC PETROL  
PUMP,AMBALA CHANDIGARH ROAD,LALRU  
DISTT. PATIALA,PUNJAB  
PH :9216069888.

**LUDHIANA**

996.\*\* PUNJAB AUTO CENTRE (6221), OPP  
TELEPHONE EXCHANGE,BHARAT NAGAR  
CHOWK,LUDHIANA-141 001,  
PH :9855117003.

997.\* REEHAL AUTOMOBILE SERVICES (1176),  
OPP. JAMALPUR POWER  
HOUSE,CHANDIGARH ROAD,LUDHIANA-141  
010,  
PH :0161-2680309.

998.## VISHAL AUTOMOBILES (1262), G.T.  
ROAD,DHOLEWAL,LUDHIANA-141 003,  
PH :9815206060.

999.## SATNAM MOTOR WORKSHOP (4533), OPP  
MILK PLANT,FIROZPUR ROAD,LUDHIANA,  
PH :0161-9855228591.

1000.## STAR AUTOS (4650), JALANDHAR BY  
PASS,G.T. ROAD,LUDHIANA,  
PH :0161-9216844220.

**MALOUT**

1001.## DELHI MOTORS (6225), TINKONI  
CHOWK,BHATINDA ROAD,MALOUT-152107,  
PH :9814874061.

1002.## N N AUTOLAND (4479), ABOHAR  
ROAD,MALOUT,PUNJAB,  
PH :9888520060.

**MANDI GOBINDGARH**

1003.## NATIONAL MOTORS (1070), G.T.  
ROAD,NEAR P & S BANK,MANDI  
GOBINDGARH-147 301,  
PH :9876181801.

**MANSA**

1004.## RAJ AUTOMOBILES (2162), NEAR N.M.  
COLLEGE,MANSA-151 505,(PUNJAB),  
PH :01652-9872679591.

**MOGA**

1005.\* GURU NANAK MOTOR REP.WORK (),  
G.T.ROAD,MOGA-142 001 (PUNJAB),,  
PH :9914121387.

**MOHALI**

1006.\*\* MOHALI MOTORS (), C-55 INDUSTRIAL  
AREA,PHASE-VI,S.A.S. NAGAR,MOHALI-160  
055  
PH :9501506065.

1007.\*\* SETHI MOTORS (4742), PLOT NO.  
E-159,INDUSTRIAL AREA,  
PHASE-7,MOHALI,PUNJAB  
PH :9814307002.

1008.## UNIPOINT (5043), PLOT NO.593.,INDUSTRIAL  
AREA PHASE-IX,MOHALI.,DISTRICT -  
MOHALI,(PUNJAB)  
PH :9316108300.

1009.\*\* BENZ AUTO SCAN (5734), E-153,PHASE  
7,INDUSTRIAL AREA  
-MOHALI,DISTRICT-MOHALI,PUNJAB  
PH :0172-9815654303.

**MOONAK MANDI**

1010.## GOYAL SERVICE STATION (6034),  
TOHANA-SURJAN,BHAINI ROAD,MOONAK  
MANDI-148033,DISTRICT-SANGRUR,PUNJAB  
PH :08427346677.

**MORINDA**

\*\* A-Category Mass : Free & paid Service, Major repairs & Accidental repairs

## C-Category Mass : Free & paid Service & Minor repairs

\* B-Category Mass : Free & paid Service & Major repairs

# D-Category Mass : Free Service & Minor repairs

# MARUTI AUTHORISED SERVICE STATION (MASS) (AS ON 01.08.2016 )

1011.## SONY MOTOR PALACE (1077), SIRHIND ROAD,MORINDA-140 101, PH :-9818612477.

## MUKERIAN

1012.## NEW MODERN AUTOMOBILES (4437), G.T. ROAD,MUKERIAN,PUNJAB, PH :01883-9463292013.

1013.\* MARSHAL SALES CORPORATION (5251), PATHANKOT ROAD,NEAR RADHA SOAMI,SATSANG GHAR - MUKERIAN,DISTRICT - HOSHARPUR,PUNJAB PH :-9872335923.

## MUKTSAR

1014.## MALWA MARUTI CENTRE (4764), KOTKAPURA ROAD,MUKTSAR,PUNJAB, PH :-01633-9914133987.

## NAKODAR

1015.## MEHTA MOTORS (3531), KHADDAR BHANDAR ROAD,NAKODAR-141 310, PH :01515600082.

## PATIALA

1016.\* AJIT SINGH & SONS (4549), 3 GOBIND BAGH,RAJPURA ROAD,PATIALA, PH :0175-9814538271.

1017.## RAJINDRA MOTORS (4935), C-177,INDUSTRIAL FOCAL POINT,PATIALA,PUNJAB PH :0175-9316200335.

1018.\*\* PARAS MOTORS (4778), PLOT NO. 25-A,NEAR HOTEL FLYOVER FACTORY AREA,PATIALA-147001,PUNJAB PH :-9814089861.

## PATTI

1019.## ANU AUTOMOBILE (2747), AMRITSAR ROAD,NEAR RADHA SWAMI SATSANG,PATTI DISTT. AMRITSAR,(PUNJAB) PH :01851-9876342843.

## PHAGWARA

1020.## SWAMI MOTORS (3774), (PAMMI W/SHOP),OPP. B.N. DUGGAL PETROL PUMP,G.T. ROAD,PHAGWARA DIST. KAPURTHALA PH :9815107989.

1021.## VIVA MOTORS (4740), G.T. ROAD,PHAGWARA-144463,DISTRICT-KAPUR THALA,PUNJAB PH :01824-9814310021.

## PHILLAUR

1022.## DHANJU MOTORS (1647), NURMEHAL ROAD,PHILLAUR,DISTT. JALANDHAR, PH :-9814454963.

## QADIAN

1023.# HI-TECH AUTOMOBILES (4945), VILL NATHPUR BATALA ROAD,QADIAN-143516,DISTRICT-GURDASP UR,PUNJAB PH :-9464066479.

## RAIKOT

1024.## RANA SUPREME MOTOR GARAGE (3732), NEAR GURUDWARA TAHLIANA SAHIB,BARNALA BYE PASS ROAD,RAIKOT,DISTT. LUDHIANA (PUNJAB) PH :01624-9814265791.

## RAJPURA

1025.## NOOR MOTORS (3045), PATIALA ROAD,RAJPURA-140 401,(PUNJAB), PH :01762-9855421786.

## RAMPURAPHUL

1026.## VIRDI MOTOR GARAGE (3046), BARNALA ROAD,RAMPURAPHUL-151 103,DISTT. BATHINDA,(PUNJAB) PH :01651-9815472217.

1027.## BALAJI AUTOMOBILES (4443), BARNALA ROAD,RAMPURA PHUL-151103,DISTT BHATINDA,PUNJAB PH :01651-9815443444.

## SAMANA

1028.\* CITY MOTORS (1867), P.B.NO.11,MAIN ROAD,SAMANA-147 101,DISTT. PATIALA (PUNJAB) PH :01764-9814864180.

## SANGRUR

1029.\*\* RAKESH MARUTI SERVICE (6325), JIND - DELHI ROAD,NEAR E.S.I. DISPENSARY,SANGRUR-148 001, PH :01672-9814064202.

1030.## SANGRUR MARUTI CENTRE (1632), PATIALA ROAD,OPP. MILITARY CAMPUS,SANGRUR-148 001,(PUNJAB) PH :-01672-232340.

## SIRHIND

1031.## BADRI DHAM CAR SERVICE (1062), G.T. ROAD,SIRHIND-140 406, PH :-9417045975.

1032.## MALHOTRA MOTORS (4657), OPP. INCOME TAX OFFICE,SIRHIND,DISTT FATEHGARH SAHIB,PUNJAB PH :-9815844008/500600.

## SULTANPUR LODHI

1033.## HANDA MOTORS (2776), TALWANDI ROAD,SULTANPUR LODHI,DISTT. KAPURTHALA,(PUNJAB) PH :01828-9814213113.

## SUNAM

1034.## SUNAM AUTOMOBILES (3924), PATIALA ROAD,NEAR OCTROI POST,SUNAM,DISTT. SANGRUR PH :-01676-3026118.

## TANDA

1035.## MALWA AUTO CARE CENTRE (2073), G.T. ROAD BY-PASS,TANDA,DISTT. HOSHARPUR,(PUNJAB) PH :-9814392103.

## TARN TARAN

1036.## NATH MOTORS (1167), SIRHALI ROAD,TARN TARAN, PH :9356533224.

1037.## GURMEET MOTORS (4757), CHABHAL KHURD,TARN TARAN,DISTRICT-AMRITSAR,PUNJAB PH :9356115101.

## ZIRA

1038.## NEW AUTOMOBILES (5477), NEW TALWANDI ROAD,ZIRA,DISTRICT - MOGA,PUNJAB, PH :01682-9463240231.

# RAJASTHAN

## ABU ROAD

1039.## UNIQUE MOTORS (4923), MOUNT ROAD,AKRABHATTA,ABU ROAD-307 026,(RAJASTHAN) PH :02974-228414/9929177781.

## AJMER

1040.## ASHOK AUTOMOBILES (1121), BYEPASS ROAD,PARVATPURA,IND.AREA,AJMER (RAJASTHAN) PH :0145-9829087166.

## ALWAR

1041.## VERTEX AUTOMOBILES PVT. LTD. (1944), CHANDUKA BHAWAN,SWARG ROAD,ALWAR-301 001, PH :0144-9929641020.

1042.## POOJA MOTORS (5439), POOJA MOTORS,NEAR AMARNATH PETROL,PUMP,DELHI ROAD ,MUNGSKA - ALWAR,DISTRICT - ALWAR,RAJASTHAN PH :0144-9414640279/2700921/2371382.

## BAGRU

1043.## NARAYAN MOTORS (5272), N.H.8. AJMER ROAD- BAGRU DISTRICT - JAIPUR,RAJASTHAN,RAJASTHAN PH :0141-9826711131.

## BARAN

1044.## K.M. MOTORS (2673), OPP. NURSURY,KOTA ROAD,BARAN-325 205,(RAJASTHAN), PH :07453-9414286941.

## BARMER

1045.\* VEW SERVICE (1238), S-181 & 182,RIICO,BARMER-344 001,(RAJASTHAN) PH :02982-9460158584.

## BASSI

1046.## VARDHANI MOTORS (5358), NEAR NALAYA BASSI,DISTRICT - JAIPUR,RAJASTHAN, PH :01429-9414312552/222317.

## BEHROR

1047.## K.L. INTERNATIONAL AUTOMOBILES (1763), DELHI JAIPUR HIGHWAY,VILLAGE DHAMI,P.O. KANKARDOPA,TEHSIL BEHROR DIST. ALWAR (RAJASTHAN) PH :01492-221396/9414014603.

## BHARATPUR

1048.## MEHRA SONS (5635), OUTSIDE KUMBER GATE,BHARATPUR-321 001, PH :05644-228385/94142028207.

1049.\*\* CLASSIC MOTORS (2348), DEEG ROAD,KUMHER GATE,BHARATPUR-321 001,(RAJASTHAN) PH :05644-229301/9414026545.

1050.## CHHONKAR MOTORS (2445), JAGHINA GATE,CIRCULAR ROAD,BHARATPUR, PH :05644-9610084935.

## BHILWARA

1051.\* QUICK SERVICES (3473), SABUN MARG,PURAN DAS JI KI BAGICHEE,BHILWARA-311 001, PH :01482-9414144046.

1052.## NATIONAL SERVICE CENTER (4761), SANGANER COLONY,KOTA ROAD,BHILWARA-311001,RAJASTHAN PH :01482-9929120285.

## BHINIMAL

1053.## GURJAR MOTORS (5567), RAMSIN ROAD,OPP PRADEEP PETROL PUMP,BHINMAL,DISTRICT - JALOR,RAJASTHAN PH :02969-9414374962.

## BHIWADI

\*\* A-Category Mass : Free & paid Service, Major repairs & Accidental repairs

## C-Category Mass : Free & paid Service & Minor repairs

\* B-Category Mass : Free & paid Service & Major repairs

# D-Category Mass : Free Service & Minor repairs

**MARUTI AUTHORISED SERVICE STATION (MASS) (AS ON 01.08.2016 )**

1054.\*\* WHEEL-O-CITY (4246), E-7D (A)  
PHASE-1,NEAR RIICO  
CHOWK,BHIWADI,RAJASTHAN  
PH :01493-9887000004.

**BIKANER**

1055.## GENERAL AUTOMOBILES (1123), RANI  
BAZAR,RAIWAY CROSSING,BIKANER  
(RAJASTHAN),  
PH :0151-9460049067.

1056.## VISHI MOTORS (5559), PLOT NO 55(A) ,I.A.  
RANI BAZAR-BIKANER,DISTRICT -  
BIKANER,RAJASTHAN,  
PH :9414127918.

**BUNDI**

1057.## SHREE JI MOTORS (2174), OPP. KUMBHA  
STADIUM,KHOJA GATE,BUNDI, (RAJASTHAN)  
PH :0747-9414175255.

**CHITTORGARH**

1058.## SISODIA MOTORS (5673), 31.OLD  
INDUSTRIAL AREA,BYE PASS  
ROAD,CHITTORGARH,DISTRICT -  
CHITTORGARH,RAJASTHAN  
PH :01472-9414110657.

**CHOMU**

1059.## SHREE LAXMI MOTORS (3072), MORIJA  
ROAD,CHOMU,JAIPUR-303702, (RAJASTHAN)  
PH :01423-207248/9828160281.

**CHURU**

1060.\* ABS MOTORS (2978), JAIPUR  
ROAD,CHURU-331 001, (RAJASTHAN),  
PH :01562-9414084633.

**DAUSA**

1061.## BALAJI MOTORS (4564), NEW MANDI  
ROAD,NEAR  
TRANSFORMER,DAUSA-303303,  
PH :01427-9414273443/9828169601.

**DEOLI**

1062.## SWASTIKA AUTO AGENCY (5348), KOTA  
ROAD - DEOLI,DISTRICT -  
TONK,RAJASTHAN,  
PH :0143-9887221260.

**DHAULPUR**

1063.## NARSING SERVICE CENTRE (3074), NEAR  
JAGDISH TALKIES,BARI  
ROAD,DHOLPUR-328 001, (RAJASTHAN)  
PH :05642-9414026820.

1064.\*\* NARAYAN MOTORS (3345), G.T.  
ROAD,DHOLPUR, (RAJASTHAN),  
PH :05642-240697/9414027335.

**DIDWANA**

1065.## SANTOSH AUTOMOBILES (5450), SANTOSH  
ATUOMOBILES KUCHAMAN  
ROAD,DIDWANA,DISTRICT -  
NAGAU, (RAJASTHAN)  
PH :01580-9414118142/220909.

**DUDU**

1066.## NEETA AUTOMOBILE (4855), C/O NEW JAIN  
GUEST HOUSE,NH-8, JAIPUR AJMER  
ROAD,DUDU, RAJASTHAN,  
PH :01428-513229/9828307560.

**FATEHNAGAR**

1067.## PIPADA MOTORS (4926), MODERN  
TVS,NEAR WATER WORKS  
OFFICE,UDAIPUR  
ROAD,FATEHNAGAR-313205 (RAJASTHAN)  
PH :02955-220401,  
9352524290/221401/9414268301.

**JAIPUR**

1068.## SUPREME MOTORS (1130), A-25 ASSAM  
MANSION,TRANSPORT NAGAR,JAIPUR-302  
003,  
PH :0141-7737279332.

1069.\* RIGHTWAYS CO. (1131), KISHANPOLE  
BAZAR,JAIPUR,  
PH :0141-9799220011.

1070.## ASHOKA MOTORS (1133), C-5 JAMNA  
NAGAR,SODALA AJMER ROAD,JAIPUR  
PH :0141-2221088/3242631/2224119.

1071.\* SERVICE CENTRE (1139), OPP. TOURIST  
HOTEL,M.I. ROAD,JAIPUR-1,  
PH :0141-9314033669 / 9829099469.

1072.\*\* CAR CLINIC (1141), PLOT NO.6,GIRDHAR  
COLONY,SIKAR ROAD,JAIPUR-302 013  
PH :0141-9314505031.

1073.\*\* JAI SHRI RAM AUTO SERVICE CENTRE  
(1140), OPP. SHYAM NAGAR,AJMER  
ROAD,JAIPUR,  
PH :0141-2221241/9829055605.

1074.\*\* GHANI AUTOS (1237), M.I. ROAD,JAIPUR-302  
001 ,  
PH :0141-9829236174.

1075.\*\* SAISHA MOTORS (1764), MAIN SHIPRA  
PATH,OPP. SECTOR 93,AGARWAL  
FARM,JAIPUR-302 020  
PH :0141-2399196/9414454820.

1076.\* AMGI AUTOMOBILES (1938), AIRPORT  
CIRCLE,KOTA ROAD,JAIPUR-302 011,  
PH :9828012009.

1077.## J.K. AUTOMOBILES (2058), 38  
SUSHILPURA,AJMER ROAD,JAIPUR-302 007,  
PH :0141-9828300666.

1078.\* SHARP MOTORS (2032), J-3 HIMMAT  
NAGAR,MAIN TONK ROAD,GOPAL PURA  
CIRCLE,JAIPUR-302 004  
PH :0141-9629014150.

1079.## LAXMI MOTORS (2576), 24 GANGA JAMUNA  
CROSSING,OPP. JK PETROL PUMP,NEAR  
SANGANER ROAD  
MANSAROVAR,JAIPUR-19  
PH :014-9351551181.

1080.## ALFA MOTORS (3347), MAHALAXMI  
NAGAR,OPP. HEERAPURA POWER  
HOUSE,AJMER ROAD,JAIPUR  
PH :0141-9549652223.

1081.## TOSHNIWAL AUTOMOBILES (3475), 131  
SHRI GOPAL NGAR,GOPALPURA  
BYEPASS,JAIPUR, (RAJASTHAN)  
PH :0141-9887553836.

1082.\* M. R. MOTORS (4857), PLOT NO. 120-121 &  
125-126,VANE VIHAR, 200FT BYE  
PASS,JHOTWARA,JAIPUR (RAJASTHAN)  
PH :0141-9799735343.

1083.## A 1 MOTORS (4856), D-28 MALVIYA  
NAGAR,INDUSTRIAL AREA  
JAIPUR, DISTRICT - JAIPUR,RAJASTHAN  
PH :9414047628.

1084.## SRINATH ENTERPRISES (4852),  
GOPALPURA BYEPASS,NEAR -DELHI  
KISHANGAR,-H HIGHWAY,JAIPUR,DISTRICT -  
JAIPUR,RAJASTHAN  
PH :0141-9314805158.

1085.## KRISHNA AUTOMOBILES (5363), B-27  
SUNDAR NAGAR  
.MANSAROVAR,JAIPUR,DISTRICT -  
JAIPUR,RAJASTHAN  
PH :0141-9829057157.

1086.## EDEN AUTO PARTS & SERVICE CENTER  
(5473), CC-134 ,135, GOLE MARKET,  
NEAR,MAA KA HOTEL,JAWAHAR  
NAGAR,JAIPUR, (RAJASTHAN)  
PH :0141-9799299687.

1087.## KATARIA MOTORS (2577), 9-A NEMINAGAR  
VISTAR,AMRAPALI MARG,VAISHALI  
NAGAR,JAIPUR -302021  
PH :0141-2350904/9414468024/2352136.

1088.## R.R. AUTOMOBILES (1473), OPP. GEETA  
ASHRAM,JAISALMER-345 001, (RAJASTHAN),  
PH :02992-8385800800.

1089.## DADHIMATI MOTORS (1648), OPPOSITE  
RSEB OFFICE,BAGAR  
ROAD,JHUNJHUNU, (RAJASTHAN)  
PH :01592-9772207121.

1089.## DADHIMATI MOTORS (1648), OPPOSITE  
RSEB OFFICE,BAGAR  
ROAD,JHUNJHUNU, (RAJASTHAN)  
PH :01592-9772207121.

1089.## DADHIMATI MOTORS (1648), OPPOSITE  
RSEB OFFICE,BAGAR  
ROAD,JHUNJHUNU, (RAJASTHAN)  
PH :01592-9772207121.

1089.## DADHIMATI MOTORS (1648), OPPOSITE  
RSEB OFFICE,BAGAR  
ROAD,JHUNJHUNU, (RAJASTHAN)  
PH :01592-9772207121.

1089.## DADHIMATI MOTORS (1648), OPPOSITE  
RSEB OFFICE,BAGAR  
ROAD,JHUNJHUNU, (RAJASTHAN)  
PH :01592-9772207121.

1089.## DADHIMATI MOTORS (1648), OPPOSITE  
RSEB OFFICE,BAGAR  
ROAD,JHUNJHUNU, (RAJASTHAN)  
PH :01592-9772207121.

1089.## DADHIMATI MOTORS (1648), OPPOSITE  
RSEB OFFICE,BAGAR  
ROAD,JHUNJHUNU, (RAJASTHAN)  
PH :01592-9772207121.

1089.## DADHIMATI MOTORS (1648), OPPOSITE  
RSEB OFFICE,BAGAR  
ROAD,JHUNJHUNU, (RAJASTHAN)  
PH :01592-9772207121.

1089.## DADHIMATI MOTORS (1648), OPPOSITE  
RSEB OFFICE,BAGAR  
ROAD,JHUNJHUNU, (RAJASTHAN)  
PH :01592-9772207121.

1089.## DADHIMATI MOTORS (1648), OPPOSITE  
RSEB OFFICE,BAGAR  
ROAD,JHUNJHUNU, (RAJASTHAN)  
PH :01592-9772207121.

1089.## DADHIMATI MOTORS (1648), OPPOSITE  
RSEB OFFICE,BAGAR  
ROAD,JHUNJHUNU, (RAJASTHAN)  
PH :01592-9772207121.

1089.## DADHIMATI MOTORS (1648), OPPOSITE  
RSEB OFFICE,BAGAR  
ROAD,JHUNJHUNU, (RAJASTHAN)  
PH :01592-9772207121.

1089.## DADHIMATI MOTORS (1648), OPPOSITE  
RSEB OFFICE,BAGAR  
ROAD,JHUNJHUNU, (RAJASTHAN)  
PH :01592-9772207121.

1089.## DADHIMATI MOTORS (1648), OPPOSITE  
RSEB OFFICE,BAGAR  
ROAD,JHUNJHUNU, (RAJASTHAN)  
PH :01592-9772207121.

1090.## VISHWAKARMA AUTOMOBILES (3071), HPC  
DEALER,RANI SATHI ROAD,JHUNJHUNU-333  
001, (RAJASTHAN)  
PH :015972-9461058839.

**JODHPUR**

1091.\* P.D. MOTORS (3340), NATIONAL HIGHWAY  
NO. 65,PALI ROAD,NEAR JHALAMAND  
CHORAYA,JODHPUR  
PH :0291-9928974601.

1092.## DEORA MOTORS (5353), UPPER UNDER  
BRIDGE ,PAOTA 'C'  
ROAD,JODHPUR,DISTRICT -  
JODHPUR,RAJASTHAN  
PH :0291-9829026069/2550707.

**KALWAR**

1093.## ROHLANIYA MOTORS (5554), KALWAR MAIN  
TIRHIA ,NEAR KHARBAS,NEAR PETROL  
PUMP,JHOTWARA ROAD,DISTRICT -  
KALWAR,RAJASTHAN  
PH :0141-9829055634.

**KISHANGARH**

1094.## RADHA SWAMI AUTOMOBILES (),  
MADANGANJ,KISHANGARH-305  
801, (RAJASTHAN),  
PH :01463-244423/9252059798.

1095.## PUROHIT AUTO SERVICE (2976), OPP.  
ADITYA  
MILLS,MADANGANJ,KISHANGARH-305  
801, (RAJASTHAN)  
PH :01463-9828260682/244638.

**KOTA**

1096.## FRIENDS AUTOMOBILES (3679), KOTA  
BUNDI ROAD,NH 12,OPP. HOTEL MENAL  
RESIDENCY,KOTA  
PH :0744-9829424760.

**KOTPUTLI**

1097.## VIKAS MARUTI (4970), NH-8,NEAR MNA GAS  
AGENCY GODOWN,KOTPUTLI -  
303108,RAJASTHAN  
PH :1421-9352307313.

**KUCHAMAN**

1098.## DALUKA AUTO SALES (4565), NEAR MEENU  
AUTO TYRE,DIDWANA  
ROAD,KUCHAMAN-341508,RAJASTHAN  
PH :01586-220215/ 9414433240.

**MAKRANA**

1099.## GEHLOT MOTORS (), OPPOSITE TO  
G.S.S,MANGLANA  
ROAD,MAKRANA,RAJASTHAN  
PH :01588-9829024687.

\*\* A-Category Mass : Free & paid Service, Major repairs & Accidental repairs

## C-Category Mass : Free & paid Service & Minor repairs

\* B-Category Mass : Free & paid Service & Major repairs

# D-Category Mass : Free Service & Minor repairs

# MARUTI AUTHORISED SERVICE STATION (MASS) (AS ON 01.08.2016 )

## MALPURA

1100.## KAILASH RATAN MOTORS (4832), NEAR RELIANCE PETROL PUMP,JAIPUR ROAD,MALPURA-304502,RAJASTHAN PH :01437-9414054829/225935.

## MERTA

1101.## DELUX CAR SERVICE CENTRE (3856), KUCHERY ROAD,MERTA CITY,DISTT. NAGAU, PH :01590-9414004543.

## NAGAU

1102.\* CLASSICA AUTOMOBILES (1179), DIDWANA ROAD,(DELHI GATE),NAGAU-341 001,(RAJASTHAN) PH :01582-9413365552.

## NEWAI

1103.## HEENA MOTORS (5568), NEWAI BYEPASS ,NEAR JHILAY MOAD,NEWAI,DISTRICT - TONK,RAJASTHAN PH :014066233.

## NIMBAHERA

1104.## KAALIKA MOTORS (5551), KASTURI AYAN,NEEMUCH ROAD CHITTORGARH,DISTRICT - CHITTORGARH,PIN - 312604,RAJASTHAN PH :01473-9887013113.

## PILANI

1105.## MARUTI CARE CENTRE (3073), RAJGARH ROAD,SHANTI NAGAR,PILANI DISTT. JHUNJHUNU,RAJASTHAN-333 031 PH :01596-9414082232.

## PINDWARA

1106.## RUNEJA MOTORS (5758), NH 14,OPP PATNAIK MIDWAYA,PINDWARA-307022,DISTRICT-SIR OHI,RAJASTHAN PH :9610451491.

## RAILMAGRA

1107.## SAI MOTORS (5779), DARIBA FATEHNAGAR ROAD,BORIWAL,FILLING STATION,RAILMAGRA-313329,DISTRICT - RAJSAMAND,RAJASTHAN PH :9610035192.

## RAINWAL

1108.## MAHALAXMI AUTO CARS (5566), OPP ROHINI NAGAR IST,PHAGU ROAD - RAINWAL,DISTRICT - JAIPUR,RAJASTHAN PH :0141-9166600666.

## RAJSAMAND

1109.## VIPUL SHARMA (2170), C/O N.L. SHRIMALI,BEHIND PAWAN HOTE,EXCISE OFFICE KI GALI,RAJNAGAR DIST. RAJSAMAND-313 326 (RAJ.) PH :02952-9414681971.

## RAWATBHATA

1110.## APNA MARUTI GARAGE (5940), OPP. RAM TEKRI MANDIR,PRATAP MARKET,MAIN ROAD,RAWATBHATA-323305,DISTRICT-CHIT TORGARH,RAJASTHAN PH :9413356634.

## SALUMBAR

1111.## SWASTIK MOTORS (5974), GANESH GHANTI,BANSWARA ROAD,SALUMBAR-313027,DISTRICT-UDAIPU R,RAJASTHAN PH :02906-9,610,006,309.

## SANCHOR

1112.## S.M. RAO AUTOMOBILES PVT. LTD. (5878), 197,KHASARA NO 643/455,NH-15, GARDHALI,SANCHOR-343041, DISTRICT-JALOR,RAJASTHAN PH :2979-8003199281.

## SAWAI MADHOPUR

1113.## MAHALAXMI AUTOMOBILES (5757), WARD NO 4,BYE PASS ROAD,SHRI MADHOPUR-332715,DISTRICT- TONK,(RAJASTHAN) PH :9887498033.

## SIKAR

1114.\*\* RAJ AUTOMOBILES (5534), SUSHIL TRADING CO. STATION ROAD,SIKAR,DISTRICT - SIKAR,RAJASTHAN PH :01572-9414039783.

## SRIGANGANAGAR

1115.## ROHIT UDYOG (1132), 75 K-BLOCK,SRIGANGANAGAR, PH :0154-9414093565/2474823. 1116.\* NAGPAL MOTORS (3341), NAGPAL COMPLEX,SUKHARIA CIRCLE,SRIGANGANAGAR-335 001, PH :0154-9214094222.

## SUJANGARH

1117.## SHRI CHARBHUJA MARUTI (4924), LANDU ROAD,SUJANGARH,DISTRICT-CHURU,RAJA STHAN PH :01568-222291/ 9828118827/9783455755.

## SURATGARH

1118.## ROHIN SERVICE STATION (2646), N.H.15 BIKANER ROAD,OPP. G.S.S. POWER HOUSE,SURATGARH-335 804,(RAJASTHAN) PH :01509-222514/9413377914.

## TIJARA

1119.## SANJAY MOTORS (5875), ALWAR ROAD,NEAR BOLLYWOOD FARM,TIJARA-,DISTRICT-ALWAR,RAJASTHA N PH :9414215875/9251415875.

## TONK

1120.## SUMIT MARUTI (4566), KOTA ROAD,TONK-304001,RAJASTHAN, PH :0143-9214582617.

## UDAIPUR

1121.\*\* ALOK AUTOMOBILES PVT. LTD. (1977), B.N. COLLEGE PREMISES,OPP. DALAL PETROL PUMP,SEVASHRAM ROAD,UDAIPUR PH :0294-9414166305. 1122.\*\* SHREE SAI CAR CARE (2376), PUNJAWATI,PULLA,UDAIPUR-313 001, PH :0294-3299901/9414166770.

## SIKKIM

## GANGTOK

1123.# SNOWLION AUTOMOBILES LTD (4667), TADONG INDUSTRIAL AREA,P.O. TADONG,GANGTOK,SIKKIM-737101 PH :03592-231092/ 9434153033.

## TAMIL NADU

## AMBUR

1124.## MARUTHI MOTORS (2864), 10-C M.C. ROAD,AMBUR-635 802,(TAMIL NADU), PH :04174-244880/9443637645.

## ARAVAKURICHI

1125.# GOWRI MARUTI (5570), OPPOSITE IOCL PETROL PUMP,NH-7,ARAVAKURICHI,DISTRICT - KARUR,TAMILNADU PH :9994818043.

## ARCOT

1126.## HARI AGENCIES (), 12-A ANNA SALAI,ARCOT N.A.A.DT.,PIN-632 503, PH :04172-234050/9442225070.

## ATTUR

1127.## GANESAA MOTORS (4538), 1/1-D ARANGA BALA NAGAR,SALEM CUDDLORE MAIN ROAD,NARASINGARAM,ATTUR-636108 (TAMIL NADU) PH :04282-9443273866/281966.

## AVINASHI

1128.## K.P.K AUTOMOTIVE (5547), SF NO.460/2,TIRUPPUR MAIN ROAD,AVINASHILINGAMALAYAM,AVINASHI- 641654,DISTRICT-COIMBATORE,TAMILNADU PH :04296-275784/9994937784.

## BHAVANI

1129.## CAR ZONE AUTO SERVICE (5332), METTUR MAIN ROAD,NATARAJAPURAM BHAVANI,DISTRICT - ERODE,TAMILNADU PH :04256-9842485670.

## CHENGLEPUT

1130.## AMMA AUTOMOBILES (2941), 57-A/1 THIRUKAZHUKUNDRAM ROAD,CHENGALPATTU-603 002,(T.N.), PH :044-27421059/9842375112.

## CHENNAI

1131.\* EASVARI MOTORS PRIVATE LIMITED (1431), W-110 ANNA NAGAR,CHENNAI-600 040, PH :044-9840820212. 1132.\*\* SWAMY AUTOMOBILES (), 23 CASA MAJOR ROAD,EGMORE,CHENNAI-600 008, PH :044-28194815/ 28194135/ 9840891916. 1133.\* WHEELS AUTO (), 40 KASTURIBA NAGAR,1ST CROSS ROAD,ADYAR,CHENNAI-600 020 PH :044-24422971/9840138888. 1134.## A-1 CAR CARE (1672), 13/1 BRINDAVAN STREET,(OPP. BATA SHOWROOM),WEST MAMBALAM,CHENNAI-600 033 PH :044-9840089246/24742947. 1135.\*\* O.M.S. MOTORS (P) LTD. (2140), NO.27 VELACHERY MAIN ROAD,RAM NAGAR NORTH,MADIPAKKAM,CHENNAI-600 091 (TAMIL NADU) PH :044-2258181581/9444081390. 1136.## EASVARI MOTORS PRIVATE LIMITED (2236), AC-123.4TH AVENUE SHANTHY COLONY,ANNA NAGAR-CHENNAI,CHENNAI-600040,MAHARA SHTRA PH :044-26612837/9840820212. 1137.\* P.A. SERVICE STATION (2346), NO. 1 GOVINDARAJ ALUMEL AMMAL NAGAR,NEAR 100 FEET ROAD,AGRAHARAM, KORATTUR,CHENNAI-600 076 PH :044-25012075/9840378025. 1138.## KARS KARE SERVICE CENTRE (2579), 648 T.H. ROAD,TONDARPET,CHENNAI-600 081, PH :044-25917671/9841070589.

\*\* A-Category Mass : Free & paid Service, Major repairs & Accidental repairs

## C-Category Mass : Free & paid Service & Minor repairs

\* B-Category Mass : Free & paid Service & Major repairs

# D-Category Mass : Free Service & Minor repairs



**MARUTI AUTHORISED SERVICE STATION (MASS) (AS ON 01.08.2016 )**

1139.\*\* MARUTI NEEDS (2531), NO.2 PARK  
ROAD,PADI,CHENNAI-600 050,  
PH :044-265471/04/994009500.  
1140.## AUTO TECH (3445), NO.6 G.S.T.  
ROAD,KAMATCHI  
COLONY,SANATORIM,CHENNAI-600 040  
PH  
:044-22418315/2238888/22383972/9840375524  
1141.## PIT STOP (3849), P BLOCK NO. 55,6TH  
AVENUE,ANNA NAGAR,CHENAI 600 040  
PH :044-26284142/ 9840409444.  
1142.\* VAISHALI MOTORS (4529), 4/577 RAJIV  
STREET,OLD MAHABALI PURAM  
ROAD,KOTTIVAKAM,CHENNAI-600041  
PH :044-24542233/9840138888.  
1143.\* PERFECT MARUTI CARE (4632), NO.  
51/26,4TH MAIN ROAD,RAJA ANNAMALLI  
PURAM,CHENNAI-600028  
PH :044-9789974300/24323328.  
1144.# SRIRAM CARS (4679), 228/1, WALAJAPATH  
ROAD NO. 1,MANIVAKKAM, CHENGALPUT  
TALUK,CHENNAI-600048,DISTRICT-KANCHIP  
URAM  
PH :044-9884111268/29710176.  
1145.\*\* NSK MARUTI (4975), 2/247, AST COAST  
ROAD,NLANKARAI,CHNNAI-600041,TAMIL  
NADU  
PH :044-24493839/9841047232/9884323652.  
1146.## ABIRAMI MOTORS (5131), 6,ANNA  
NEDUMATHAI,CHOO LABEDU,CHENNAI-6000  
94,TAMILNADU  
PH :044-9840017558/23610806.  
**CHIDAMBARAM**  
1147.## HI-TECH MARUTI (3231), NO.45,SITHIVEL  
NAGAR,SALIYANTHOPPU,BYE PASS  
ROAD,CHIDAMBARAM-608001,DISTRICT-CU  
DDALORE,TAMILNADU  
PH :0444-228589/9585538671/9585538672.  
**COIMBATORE**  
1148.## TDK AUTOMOBILES PVT. LTD. (), 9A NEHRU  
STREET,B.R. PURAM AVINASI  
ROAD,PEELAMEDU,COIMBATORE-641 004  
PH :0422-2577898/2572571/9952300666.  
1149.## LOTUS AUTOMOBILES (4758), 1647-A  
AVINASHI ROAD,HOPE  
COLLEGE,PEELAMEDU,COIMBATORE-64100  
4 (TAMILNADU)  
PH :0422-7667710009/9842265133.  
1150.\* SOUTH INDIA MOTORS (MARUTI) (4752),  
9A/3 AVINASHI ROAD,NEAR KMCH POLICE  
CHECK POST,CIVIL AERODROME POST,  
SITRA,COIMBATORE-641014 (TAMIL NADU)  
PH :0422-9843315065, 6560552/2592579.

1151.## GURU AUTO GARAGE (4965), 2/98, IRUGUR  
ROAD, NEAR BSNL  
OFFICE,CHINNAMPALAYAM,COMBATOR-600  
014,TAMIL NADU  
PH :0422-9843256247/2625295.  
**COONOOR**  
1152.## SHANTHI AUTO CARE (6054), FIGURE OF 8  
ROAD,COONOOR-643101,NILGRIS,(TAMIL  
NADU)  
PH :0423-2330652/9443089750.  
**CUDDALORE**  
1153.## SUNTAR AUTOS (2134), KTR  
BUILDINGS,CHIDAMBARAM  
ROAD,CUDDALORE-607 002,  
PH :04142-223825/9842345690.  
**CUMBUM**  
1154.## SRI BALAJI MOTOR WORKS (3139), 221-A  
1/3 THENI ROAD,NEAR REGULATED  
MARKET,UTHAMAPURAM,CUMBUM-625 516  
PH :04554-2742452/9994169309.  
**DHARMAPURI**  
1155.\* CAR CLINIC (5967), 5 SALEM MAIN  
ROAD,DHARMAPURI-636705,  
PH :04342-232279/9894475272.  
**DINDIGUL**  
1156.\* MAGNUM MOTORS (1241),  
MEENACHINAICKEN PATTY,NH-7 BYE- PASS  
ROAD,DINDIGUL-624 002,(TAMIL NADU)  
PH  
:0451-2432751/2424578/9842120340/98422313  
40.  
**ERODE**  
1157.\*\* SRI KRISHNA AUTOMOBILE ENTERPRISES  
(2320), 560 CAUVERY ROAD,ERODE -  
638003,  
PH :0424-2218010/2218011.  
1158.\*\* SRI SAKTHI CARE (1055), NO.21 & 22  
(TS-10),POOSARI CHENNIMALAI  
STREET,(NATIONAL HOSPITAL  
BACKSIDE),ERODE-638 009  
PH :0424-2273438/2273110/9842855157.  
**GADALUR**  
1159.## GREENWAY MARUTI SERVICE CENTER  
(5471), KALAMPUZHA,D.O. NO  
12/59-3,GUDALUR,DISTRICT -  
NILGIRLS,TAMILNADU  
PH :04262-261699/9443603815.  
**GOBICHETTYPALAYAM**

1160.## HI-TEC AUTO GARAGE (2426), 4/388-A  
BHARATHI DASAN NAGAR,ERODE MAIN  
ROAD,KULLAMPALAYAM P.O.,1ST  
VAIKKAL,GOBICHETTYPALAYAM-638 476  
PH :04285-246636/9842447725.  
**HOSUR**  
1161.## AUTO SCAN (2070), 58-B BANGALORE  
ROAD,HOSUR-635 109,(TAMIL NADU),  
PH :04344-244371/9363344371.  
1162.## SRI VINAYAKA MOTORS (3848), 5/2C/1 (OPP  
TAMIL NADU HOTEL),BYE PASS  
ROAD,HOSUR,  
PH :04344-245036/9443245096.  
1163.\*\* BALAJI MOTORS (5136), PLOT NO.11  
MARUTHI NAGAR,NEAR T.V.S. AGENCIES(T  
V S SHOWROOM),KRISHNAGARI MAIN  
ROAD- HOSUR,TAMILNADU  
PH :04344-9842755402/260664.  
**KALPAKKAM**  
1164.# MARUTI MOTORS (4253), SURVEY  
309/5-A,PUDUPATTINAM VILLAGE  
PANCHAYAT,THIRUKALUKUNDRAM  
TALUKA,  
KANCHEEPURAM,KALPAKKAM-603102  
PH :9443366535, 9842323702.  
**KANCHEEPURAM**  
1165.\* SVS MARUTI SERVICE CENTRE (5466), NO  
46,C KARUKINILAMARNTHAVAL KOIL  
STREET, METTU STREET,OPP. GANESH  
SAWMILL - KANCHEEPURAM,TAMILNADU  
PH :044-9994332290/67277888.  
**KANGAYAM**  
1166.## SRI ARUN CAR CARE (3949), COIMBATORE  
ROAD,NEAR IBP PETROL BUNK,KANGAYAM  
- 638701,  
PH :04257-9360008642/9443329526.  
**KARAIKUDI**  
1167.## SURABI MOTORS (2340), NO.11 TRICHY  
MAIN ROAD,(NEAR RAILWAY  
CROSS),SRIRAM NAGAR,  
KOTAIYUR,KARAIKUDI-630 001  
PH :04565-286853/9443351484.  
**KARUMATHAMPATTY**  
1168.## SIVAN MOTORS (3832), OPP IBP NH47,NEAR  
KONGU VELLALAR  
SCHOOL,KARUMATHAMATTY,  
PH :0421-2336290/ 9842231819.  
**KARUR**

1169.\*\* SRI SAKTHI AUTO CARE (2532), 3/291 COVAI  
ROAD,VADIVEL NAGAR L.N.S.  
POST,KARUR-639 002,(TAMIL NADU)  
PH :04324-227289/9842426585.  
**KODAIKANAL**  
1170.## KODAI MOTORS (6042), NO.10,K R SHOLA  
FALLS,KALLU  
KUZI,KODAIKANAL-624101,DISTRICT-DINDIG  
UL,TAMILNADU  
PH :9444633513/9790988861.  
**KOVILPATTI**  
1171.## CLASSIC AUTOMOBILES (6037),  
NO.3/71,NELLAI MAIN  
ROAD,(NH-7),MADURAI,BYE PASS  
ROAD,INAMANIYACHI,KOVILPATTI-628502,T  
AMILNADU  
PH :04639-9442501479/9442552000.  
**KRISHNAGIRI**  
1172.## THIRUTHANIGAI MOTORS (2427),  
SALEM-CHENNAI BYE PASS  
ROAD,KRISHNAGIRI-635 001,(TAMILNADU),  
PH :04343-231532/9842757017.  
**KUMBAKONAM**  
1173.## SRI SAKTHI MOTORS (4330), T.S.N 581,  
584,DOOR NO. 30, ULLKAM STREET,NEAR  
OLD BUS STAND,KUMBAKONAM-612001  
PH :0435-2403786/ 2431513, 9443131513.  
**MADURAI**  
1174.## FRIENDLY MOTORS (3141), 32 PALAM  
STATION ROAD,NEAR LIC BUS  
STOP,SELLUR,MADURAI-625 002  
PH :0452-9842414041/265255.  
1175.## SHALOM MOTORS (4629), THENI MAIN  
ROAD,ACHAMPATHU,NEAR BHARAT  
PETROLEUM,MADURAI-625019  
PH :0452-9442058150/ 9865357772.  
**MADURANTHAKAM**  
1176.## MARUTHI MOTORS (6036), NO.33,G.S.T.  
ROAD,KARUNGUZHAI,MADURANTHAKAM-603  
303,DISTRICT-KANCHIPURAM,TAMILNADU  
PH :0427-9443354073.  
**MAYILADUTHURAI**  
1177.## R.M.S. MARUTI AUTO (2237), 53/54  
MAHADHANA  
STREET,MAYILADUTHURAI-609 001,(TAMIL  
NADU),  
PH :0364-222685/9842922665.  
1178.\* POPULAR AUTO CARE (5448), NO.6.G.H.  
ROAD MAYILADUTHURAI,DISTRICT -  
NAGAPATTINAM,PIN - 609001,TAMILNADU  
PH :04364-9842521565/222685.

\*\* A-Category Mass : Free & paid Service, Major repairs & Accidental repairs

## C-Category Mass : Free & paid Service & Minor repairs

\* B-Category Mass : Free & paid Service & Major repairs

# D-Category Mass : Free Service & Minor repairs



## MARUTI AUTHORISED SERVICE STATION (MASS) (AS ON 01.08.2016 )

**METTUR**

1179.## CAR CARE CENTRE (5679),  
10/66D,MATHAIYANKUTTAI,RAJAJI  
NAGAR,METTUR DAM,SALEM,DISTRICT -  
SALEM,TAMILNADU  
PH :04298-9842594614/245245.

**NAGAPATTINAM**

1180.\* MARUTI-TECH (1671), RAJATHI  
COMPLEX,OPP. TNEB BIKARA,TIRUVARUR  
ROAD,NAGAPATTINAM - 611 001  
PH :04365-9842653718/9942409032.

**NAGARCOIL**

1181.\* SRI GANAPATHI MOTORS (1629), NO.12  
JAWAHAR STREET,R.V.  
PURAM,NAGERCOIL-629 001,  
PH :04652-233970/233980/9344695657.

**NAMAKKAL**

1182.## ARUNA MOTORS (1461), MARUTI SERVICE  
CENTRE,OPP. N.S.R. BUILDING,SALEM  
MAIN ROAD,NAMAKKAL-637 001  
PH :04281-275761/9842775761.

**NEYVELI**

1183.## SRI MARUTHI MOTOR SERVICE (1458), 8-A  
DAILY BAZAR,BLOCK-19,NEYVELI-607 803,  
PH :04142-324253/9443203191.

**PALLADAM**

1184.# CHENDU MOTORS (4333), KALIVELAMPATTI  
PIRIVU,TRICHY  
ROAD,PALLADAM-641662,COIMBATORE  
DIST  
PH :04255-255805, 9842225058.

**PALLAVARAM**

1185.\* VBK MOTORS (4463), OLD NO. 99, NEW NO.  
91,G.S.T ROAD, ALVITONE ESTATE,(BEHIND  
LAKSHMI THEATRE),PALLAVARAM,  
CHENNAI-600043  
PH :044-42326210, 20, 30, 9841425030.

**PARAMAKUDI**

1186.# SIVA AUTOMOBILES (4542), NEAR  
SRIKUMARA SUBRAMANIYA SWAMY  
TEMPLE,OPP FIRE STATION,MADURAI  
RAMESWARAM ROAD,PARAMAKUDI-623707  
RAMNAD DIST  
PH :04564-9944258794/231253.

**PARAMATHIVELUR**

1187.## RADHA CAR CARE (5828), NO 96/1,BYE  
PASS ROAD,VETTUKATTU PUDAR,PIRIVUR  
ROAD,PARAMATHIVELUR-638182,DISTRICT-  
NAMAKKAL,TAMILNADU  
PH :04268-220009/9600499600.

**PERUNDURAI**

1188.## PRIYAM AUTOMOBILES (3036), 139 KOVAI  
MAIN ROAD,PERUNDURAI-638 052,(TAMIL  
NADU),  
PH :04294-9842744944/9842756006.

**POLACHI**

1189.\* J D & COMPANY (6055), COIMBATORE  
ROAD,POLLACHI-642 002,  
PH :04259-220262/223828/9443172635.

**PUDUKOTTAI**

1190.## UNITED CAR CARE (2843), 121/2A  
PONNAVARAYANKOTTAI,PATTUKOTTAI-614  
601,(T.N.),  
PH :4373-9865772111/235331.

**RAJAPALYAM**

1191.## RAJA MOTORS (4128), 3 MADURAI,BY-PASS  
ROAD,NEAR JANAKI RAM  
TEXTILES,RAJAPALAYAM  
PH :04563-9976606021.

**RASIPURAM**

1192.## ROYAL AUTO CARS (4052), 5/120 NH-7,  
SALEM MAIN ROAD,NEAR TSTC DEPOT,  
MUTHUKALIPATTI POST,RASIPURAM  
TALUK,NAMAKKAL DISTRICT-637408  
PH :04287-9443230339.

**RED HILLS**

1193.## UNIQUE CAR CARE (5868), NO.54,FIRST  
STREET,MANIKANDAPURAM,RED  
HILLS-THIRUVALLUR HIGHWAY,RED  
HILLS-600062,TAMILNADU  
PH :044-26373939/9841059295.

**SALEM**

1194.## MEENATCHI AUTO (2940), 57  
KALARAMPATTY MAIN ROAD,(NEAR DEVI  
THEATRE),SALEM-636 015,(T.N.)  
PH :0427-9443201001/2254426.  
1195.\*\* NATSUN MOTORS (6029),  
NO.220,BANGALORE BYE PASS ROAD  
(NH-7),KODALAMPATTY,SALEM-636010,DIST  
RICT-SALEM,TAMILNADU  
PH :0427-9842704499/9942104477.

**SANKAGIRI**

1196.## TECH ZONE AUTO SERVICE (2640), 10/78  
BHAVANI MAIN ROAD,(NEAR ERODE  
PIRIVU),SANKAGIRI SALEM DISTT.,PIN-637  
303  
PH :04283-244523/9842709103.

**SANKARANKOIL**

1197.## RAJA MOTORS (4555), RALAPALAYAM  
ROAD,OPPOSITE TO LIC  
BUILDING,SANKARANKOIL-627756,  
PH :04633-9994409963.

**SATHYAMANGALAM**

1198.## CAR ZONE AUTO SERVICE (5762), NEAR  
RTO OFFICE-COIMBATORE MAIN  
ROAD-,SATHYAMANGALAM-638402,DISTRIC  
T-ERODE,TAMILNADU  
PH :04295-9842286801.

**TANJAVUR**

1199.## STERLING CAR CARE (), TRICHY  
ROAD,3107-A DANIEL,THOMAS  
NAGAR,TANJORE-613 007  
PH :04362-9442347279/237668.

**THANJAVUR**

1200.## R K P MOTORS (5238), 121/7,THANJAVUR  
KUMBakonam,HIGHWAY  
PALLIAGRAHARAM,THANJAVUR,TAMILNAD  
U  
PH :04362-9976725555.

**THENI**

1201.## SATHURAGIRI MOTOR WORKS (1650),  
3-1-31 TO 36,CUMBUM ROAD,THENI-625  
531,(TAMIL NADU)  
PH :04546-264663/9047011678/9047033678.

**THENKASI**

1202.## CARE ZONE (3766), 5/164(1) KUTHUKKAL  
VALASAI,MADURAI ROAD,TENKASI-627  
811,(TAMIL NADU)  
PH :04633-9842133134/280803.

**TIRUCHENDUR**

1203.\* CLASSIS AUTOMOBILES (4355), 269/2,V.K.N  
NAGAR,PALAYAMKOTTAI  
ROAD,TIRUCHENDUR-628215  
PH :04639-246043/246043/9442246043.

**TIRUNELVELI**

1204.## FRIENDS INDIA AUTO CLINIC (5030), NO.16  
D.BYE PASS  
ROAD,VANNARAPETA,TIRUNELVELI  
627003,TAMILNADU  
PH :0462-2501238/9843006111.

**TIRUPUR**

1205.\*\* LAKSHMI MOTORZ (2461), 4/146 PALLADAM  
ROAD,OPP. LAKSHMI KALYANA  
MANDAPAM,TIRUPUR-641 604,(T.N.)  
PH :0421-2215959/2214799/9842233959.

**TRICHY**

1206.\* VYTHES MOBILE PARK (), 8/6 TANJORE  
ROAD,THIRUCHIRAPALLI-620 008,  
PH :0431-2200716/2200718/9443152529.

**UDAMALAPET**

1207.\* S.R.K. MOTORS (1456), C-109 GANDHI  
NAGAR,UDAMALAPET-642  
154,COIMBATORE (DT.),TAMIL NADU)  
PH :04252-232805/229019/9843011520.

**VELLORE**

1208.\* MARUTI AUTO SERVICE (2844), 106 (OLD  
NO.: 78),KATPADI ROAD,GANDHI  
NAGAR,VELLORE-632 006 (T.N.)  
PH  
:0416-2243422/2245222/9994832099/98430934  
22.

**VILLUPURAM**

1209.## RAGAVENDRA MOTORS (2361), 2/3 MADRAS  
TRUNK ROAD,VILLUPURAM-605 602,(TAMIL  
NADU),  
PH :9244555860/864/862.

**VRIDDHACHALAM**

1210.# VISHWA MARUTI CARE CENTER (5463),  
NO412,PERIYAR NAGAR (NEAR FIRE  
SERVICE S,STATION)VRIDDHACHALAM -  
606001,DISTRICT -  
CUDDALORE,(TAMILNADU)  
PH :04143-9842246092/238095.

**TRIPURA****AGARTALA**

1211.## HIND UDYOG (4838), OPP. TRTC CENTRAL  
WORKSHOP,BARJALA,AGARTALA-799011,DI  
STRICT-TRIPURA (WEST)  
PH :9863032451.

**AMBASSA**

1212.## CHAKRABORTY MECHANICAL WORKSHOP  
(5351), NH-44,NEAR ZILLA PARISWAD  
OFFICE,AMBASSA,DISTRICT -  
DHALAI,TRIPURA  
PH :9436136054.

**BELONIA**

1213.## JOY UDYOG (3977),  
KALINAGAR,BELONIA,SOUTH TRIPURA  
799155,  
PH :03823-9436799415/9774805210.

**DHARMANAGAR**

1214.## RAJ AUTOMOBILES (2868), STATION  
ROAD,RAJABARI,DHARMANAGAR,TRIPURA  
(NORTH)-799 253  
PH :03822-234670/9436477578.

\*\* A-Category Mass : Free & paid Service, Major repairs & Accidental repairs

## C-Category Mass : Free & paid Service & Minor repairs

\* B-Category Mass : Free & paid Service & Major repairs

# D-Category Mass : Free Service & Minor repairs

## MARUTI AUTHORISED SERVICE STATION (MASS) (AS ON 01.08.2016 )

### KHOWAI

1215.## MAA MALLIKA ENGINEERING UDYOG (3223),  
A.A. ROAD,KASHIPUR,P.S. EAST  
AGARTALA,DISTT. TRIPURA WEST -799 008  
PH :-2303792.

### UDAIPUR (WEST)

1216.## RAMKRISHNA MARUTI ENGINEERING  
(4865), RAJARBAGH MOTOR  
STAND,UDAIPUR  
WEST-799120,DISTRICT-TRIPURA SOUTH,  
PH :-9436135422.

### UDAYPUR

1217.## SUR UDYOG (3963), TOWN FULKUMARI NO.  
1,BRAMHABARI, P O UDAIPUR  
COURT,UDAYPUR,TRIPURA SOUTH  
PH :03821-9862276650.

## UTTAR PRADESH

### AGRA

1218.## GAYATRI MOTORS (4730), 101-102,SHASHI  
NAGAR,CHANDRAKALA- COMPLEX.SIKAND  
RA BODLA ROAD,AGRA - 282008,(UTTAR  
PRADESH)  
PH :-9319129910.

1219.\*\* RAJPUT MOTORS (5166), 44/320 B,MAUZA  
BODLA, AGRA,DISTRICT - AGRA,UTTAR  
PRADESH,  
PH :-9319185751/9319108310.

### AKBARPUR

1220.## AKBARPUR MOTORS (4060), PATEL  
NAGAR,TANDA ROAD,AKBARPUR,DISTT  
AMBEDKAR NAGAR (U.P.  
PH :05271-244200/9984456938.

### ALIGARH

1221.## KAPIL AUTOMOBILES (1344), OLD KHURJA  
BUS STAND,G.T.ROAD,ALIGARH(U.P.),  
PH :-9837007636.

1222.## KAR SCAN CENTRE (), RAMGHAT  
ROAD,KWARSII,ALIGARH-202 002,  
PH :0571-9927001133/3292217.

### ALLAHABAD

1223.## ANSHUMAN AUTOMOBILES (4933), 353,  
NAINI BAZAR NAINI,DISTRICT  
ALLAHABAD,ALLAHABAD-211008,UTTAR  
PRADESH  
PH :0532-9335138119/2696474.

1224.\*\* KAY CEE AUTOMOBILES (2155), 72/60 L.B.  
SHASTRI MARG,ALLAHABAD,  
PH :0532-2420225/2420434.

1225.## TRIBENI MOTORS (2539), 23 KANPUR  
ROAD,ALLAHABAD-211 001,(U.P.),  
PH :0532-2624699.

### ALMORA

1226.## AROMA AUTOMOBILES (3149), THE  
MALL,ALMORA,(UTTARANCHAL),  
PH :05962-33081/33432.

### AMROHA

1227.## SUNNY MOTORS (2165), BIJNORE ROAD,J.P.  
NAGAR,AMROHA-244 221,(U.P.)  
PH :-51111.

### ANOOPTSAHAR

1228.\* ENGINEERS AUTOMOBILES (6048), DIBAI  
ROAD,ANOOPTSAHAR-202390,DISTRICT-BU  
LANDSHAHR,UTTAR PRADESH,  
PH :-9811556165.

### ATRAULI

1229.## BHARAT AUTO (6049), ALIGARH ROAD,NEAR  
EIDGARH,ATRAULI-202280,DISTRICT-ALIGA  
RH,UTTAR PRADESH  
PH :-9719539129.

### AURAIYA

1230.## VINAYAK AUTOMOBILES (2842), OPP. NTPC  
COLONY IIND GATE,PHAPHUND  
ROAD,DIBIYAPUR,AURAIYA (U.P.)  
PH :05683-283639.

1231.\*\* SINGH AUTOMOBILES (5248), KANPUR  
ROAD,AURAIYA,DISTRICT - AURAIYA,PIN -  
206122,UTTAR PRADSH  
PH :05683-9412284024/245428.

### AZAMGARH

1232.## BHAGIRATHI MOTORS (4674),  
SARFUDDINPUR,P.O.  
SADAR,AZAMGARH-276001,UTTAR  
PRADESH  
PH :05462-9450029647/243702.

### BABUGARH

1233.\* GURUNANAK AUTOMOBILES (5977),  
NH-24,NR. TOLL PLAZA,BABUGARH,VILL  
SIMROLI,GHAZIABAD-245101,DISTRICT-GHA  
ZIABAD,UTTAR PRADESH  
PH :-9.971.792.397.

### BAGHPAT

1234.# KAUSHIK MOTORS (4473), DELHI  
ROAD,BAGHPAT,UTTAR PRADESH,  
PH :0121-9412410412, 9837800582,  
9411263023.

### BAHRAICH

1235.\*\* AGARWAL MOTORS (4336), STATION  
ROAD,BAHRAICH,UTTAR PRADESH,  
PH :05252-232618/2335973.

### BALLIA

1236.\*\* SERVEJEET MOTOR COMPANY (4236),  
KADAM CHAWRAHA,MISHRA NEORI (NEAR  
MAHAVEER HOSPITAL),HAZIPUR  
ROAD,BALLIA  
PH :05498-222514/9415690253.

### BALRAMPUR

1237.## D M AUTOMOBILES (3933), NEAR BCM,  
POST SIRSIYA,GONDA ROAD,BALRAMPUR  
271201,  
PH :05263-9415071840/235782.

### BANDA

1238.## CHAUDHARY TRACTORS (2249), STATION  
ROAD,BANDA-210 001,(U.P.),  
PH :05192-224882/224202.

### BARAUT

1239.## HIGH TECH ENGINEERS (4821), 216/5  
SAHARANPUR ROAD,BARAUT,  
PH :01234-263327/941220547/983716887.

1240.## SIGNET AUTOMOBILES (4441), NEAR  
INDUSTRIAL POLICE CHOWKI,DELHI  
ROAD,BARAUT-250611,DISTT BAGHPAT  
(U.P)  
PH :01234-267164/9412831171/98411833140.

### BAREILLY

1241.\*\* SAVVY MOTORS (4559), BALWANT MOTORS  
BUILDING,131 CIVIL LINES,NEAR DAINIK  
JAGRAN,BAREILLY (UTTAR PRADESH)  
PH :0581-2420907/ 2420143.

1242.## S P MOTORS (5746), 383,SURKHA  
CHAWNI,NAINITAL  
ROAD,BAREILLY-243001,DISTRICT-BAREILY,  
UTTAR PRADESH  
PH :0581-09412479140/2412829.

### BIJNOR

1243.## SARDAR MOTORS (4671), DELHI HIGHWAY  
ROAD,4TH KM MILE STONE,BIJNOR -  
246701,UTTAR PRADESH  
PH :01342-9837265076/262410.

### BULANDSHAHR (U.P.)

1244.## DELHI AUTO ENGRS (1351), NEAR PANDIT  
PETROL  
PUMP,BHOOR,G.T.ROAD,BULANDSHAHR  
PH :05732-234888/9359155333.

### CHANDAULI

1245.\* M.P. MOTOR SERVICE (4127),  
CHANDASI,NEAR KOILA  
MANDI,CHANDAULI,DIST MUGHALSARAI  
(U.P.)  
PH :0542-9838957576/9935048748.

### CHANDPUR (U.P.)

1246.## BHARTI AUTOMOBILES (1777), DHANORA  
ROAD,CHANDPUR,DISTT. BIJNOR,(U.P.)  
PH :01345-221441/9837380551.

### CHIRIAKOOT

1247.## J K MOTORS (6024), PLOT :354/A,MAIN  
HIGHWAY,CHIRIYAKOT-276129,DISTRICT-M  
AUNATH BHANJAN,UTTAR PRADESH  
PH :0547-9415657033/2336149.

### CHITRAKOOT

1248.\* SHYAM MOTORS (4367), BUS  
STAND,KARWI,CHITRAKOOT-210205,  
PH :05198-236996, 235150, 9415143900.

### DADRI

1249.## EKTA MOTORS (2172), RAILWAY  
ROAD,DADRI,DISTT. GAUTAM BUDDH  
NAGAR,(U.P.)  
PH :-999931602.

1250.## NATIONAL MOTOR AGENCY (5143), NOIDA  
ROAD,DADRI -203207,DISTRICT -  
GAUTAMBUDH NAGAR,UTTAR PRADESH  
PH :0120-9818486888/2667033.

### DANKAUR

1251.## YASH MOTORS (5934), SIKANDRABAD  
ROAD,NEAR KISAN INTER  
COLLEGE,DANKAUR-203201,DISTRICT-  
GAUTAM BUDDH NAGAR,UTTAR PRADESH  
PH :-9410491590.

### DEOBAND

1252.## PRACHI MOTORS (3381), ADJACENT TO  
CIVIL COURTS,G.T. ROAD,DEOBAND,DISTT.  
SAHARANPUR (U.P.)  
PH :01336-22900/9359246585.

### DEORIA

1253.\*\* CLASSIC MOTORS (2971), D-13/14  
INDUSTRIAL ESTATE,OPPOSITE RTO  
OFFICE,GORAKHPUR ROAD,DEORIA-274  
001 (U.P.)  
PH :-9415080981.

### DHAMPUR

1254.## AUTAR AUTOMOBILES (4846), NOORPUR  
ROAD,DHAMPUR-246761,DISTRICT-BIJNOR,  
UTTAR PRADESH  
PH :01344-220440, 230074,  
9411833140,9897073113.

\*\* A-Category Mass : Free & paid Service, Major repairs & Accidental repairs

## C-Category Mass : Free & paid Service & Minor repairs

\* B-Category Mass : Free & paid Service & Major repairs

# D-Category Mass : Free Service & Minor repairs

**MARUTI AUTHORISED SERVICE STATION (MASS) (AS ON 01.08.2016 )**

**FAIZABAD**

1255.\* S K MOTORS (4672), CHANDPUR HARBANS  
ALLAHABAD  
ROAD,NH-96,FAIZABAD-224001,UTTAR  
PRADESH  
PH :9335981364/9335305129.

**FARUKHABAD**

1256.## SANDEEP MOTORS (4161), THANDI  
SADAK,OPP. JITENDRA GAS  
GODOWN,FARUKHABAD,UTTAR PRADESH  
PH :05692-228321/228205/9838840322-321.  
1257.## APOORVA MOTORS (4675), SATAPUR  
MAINDIR ROAD,FARUKHABAD,DISTRICT  
FARUKHABAD,UTTAR PRADESH  
PH :9451880650/9336051151.

**FATEHPUR SIKRI**

1258.## LAXMI MOTORS (5943), FATEHPUR SIKRI  
ROAD,KHEDA KORAI,FATEHPUR  
SIKRI-283110,DISTRICT-AGRA,UTTAR  
PRADESH  
PH :9837749949.

**FIROZABAD**

1259.## GOVIND AUTOMOBILES (1739), OPP.  
IMPERIAL GLASS SHOWROOM,S.N.  
ROAD,FIROZABAD-283 203,(U.P.)  
PH :05612-244650.  
1260.\*\* AMAN MOTORS (4366), OPP CAR CARE  
(INDIA),BYE PASS ROAD,FIROZABAD,UTTAR  
PRADESH  
PH :05612-281546/9219400877.

**GANGOH**

1261.# SHRI KRISHNA MOORS (5939), BYE PASS  
ROAD RAM  
GARH,GANGOH-247341,DISTRICT-SAHARAN  
PUR,UTTAR PRADESH,  
PH :9719471747.

**GHAZIABAD**

1262.\* D.N. AUTOLAND (), E-4 MEERUT  
ROAD,INDUSTRIAL AREA,(NEAR OLD  
MEERUT CHUNGJI),GHAZIABAD,  
PH :0120-6521037/2724316/9810140000.  
1263.\* CHAWLA AUTOMOBILES (2643), 67  
AMBEDKAR ROAD,OPP. NEHRU YUVA  
KENDRA,GHAZIABAD,  
PH :0120-2797021/9811720929/9810663366.  
1264.\* SHIVA MOTORS (3343), 17TH KM  
STONE,118-119 SHIVPURI,SECTOR-9 VIJAY  
NAGAR BYEPASS NH-24,GHAZIABAD-201  
009 (U.P.)  
PH :2744400/3232590/9891464349.

1265.\*\* KRISHNA AUTOMOBILES (5356), 101 LAL  
KUAN - SHIV MANDIR,BULANDSHAHAR  
ROAD,DISTRICT - GHAZIABAD,UTTAR  
PRADESH  
PH :9810311475/999506820.  
1266.## S P MOTORS (4973), HAPUR BYPASS  
ROAD,MEHRAULI,GHAZIABAD,  
PH :0120-9350936262/2824443.

**GONDA**

1267.\* PANKAJ AUTOMOBILES (1370), C/O NEW  
DELHI MOTOR WORKS,BARAICH  
ROAD,GONDA,  
PH :05262-232812.  
1268.\*\* AMAN MOTORS (3858), PORTER  
GANJ,LUCKNOW ROAD,GONDA,  
PH :05262-231506.

**GREATER NOIDA**

1269.## JAISWAL MOTORS (5078), PLOT NO.  
31,SECTOR MUP-II,GREATER  
NOIDA,DISTRICT - GAUTAM BUDH  
NAGAR,UTTARPRADESH  
PH :9810062269/6485444/9212142269.  
1270.## KUMAR MOTORS (5343), M-8 SITE 5 UP SIDE  
.SURAJPUR,INDUSTRIAL AREA,GREATER  
NOIDA,DISTRICT-GOUTAM BUDH  
NAGAR,UTTAR PRADESH  
PH :0120-9911498777/2341088/9811498333.

**HAPUR**

1271.\* SRASTHI MOTORS (3078), NEAR UNITED  
BANK OF INDIA,DELHI ROAD,HAPUR-245  
101,(U.P.)  
PH :950122-2305842/ 9412221608.

**HARDOI**

1272.## M. MOTORS & SERVICE CENTRE (3371),  
CHAND BEHTA,LUCKNOW  
ROAD,HARDOI-241 001,(U.P.)  
PH :05852-21734.

1273.\*\* TAYAL AUTOMOTIVES (4265), SOHRA  
KOTHI,BAWAN CHUNGI,HARDOI-241001,  
PH :05852-234314, 9415149951.

**HATHRAS**

1274.## RADHEY RADHEY AUTOMOBILES (4344),  
NEAR BUS STAND,AGRA  
ROAD,HATHRAS-204101,  
PH :9897069159.

**JAGDISHPUR (U.P.)**

1275.## SUPER AUTOMOBILES (3564), JAFARGANJ  
P.O.,INDUSTRIAL AREA,JAGDISHPUR,DISTT.  
SULTANPUR-227 817 (U.P.)  
PH :05361-291168/9415177882.

**JAUNPUR**

1276.\* KUMAR WINGS (1357), NAIGANG,JAUNPUR.  
(U.P).  
PH :05452-262694.  
1277.## SADGURU MOTORS (5071), FAIZBAGH  
(NEAR TOM  
OFFICE),UMARPUR,JAUNPUR,JAUNPUR-222  
142,UTTAR PRADESH  
PH :9839318653.

**JHANSI**

1278.\* A.B. MOTORS (6022), 4  
KHATTERYANA,JHANSI,  
PH :0510-2471865.  
1279.## JALIM PAINTER (5661), 1051,NEAR ADINATH  
HOTEL,STATION ROAD,JHANSI -  
284001,DISTRICT - JHANSI,UTTAR PRADESH  
PH :9415113566.

**KANNAUJ**

1280.## SARALA AUTO CARE (5854), G.T.  
ROAD,KANNAUJ,DISTRICT-KANNAUJ,UTTAR  
PRADESH,  
PH :9415167503.

**KANPUR**

1281.## KANPUR AUTO CENTRE (2823),  
14/142,CHUNNIGANJ,KANPUR,  
PH :0512-2533160.  
1282.\* AJAY MOTOR WORKS PVT. LTD. (3134),  
117/N/81 KAKADEVO,KANPUR,  
PH :0512-2501044.  
1283.\*\* EXCELLENT MOTORS (2968), 123/793  
FAZALGANJ,KANPUR-208 012,  
PH :0512-2235566.  
1284.\*\* AUTO GARAGE (4266), P-22-A,PRATAP  
GANJ, FACTORY AREA,OPP GANDA  
NALA,KANPUR-208012  
PH :0512-2236763.  
1285.\*\* SUJIPA MOTORS (4337),  
127/465,U-BLOCK,NIRALA NAGAR,KANPUR  
PH :0512-2643146/ 2618156.  
1286.\* PRATAP MOTORS (4335), K-D. SHYAM  
NAGAR,(OPP SANT NIRANKARI  
BHAWAN),KANPUR,  
PH :0512-3200244.  
1287.\*\* CHANDRA MOTORS (4458), 621/3 W-2  
JUHI,BEHIND SACHAN GUEST  
HOUSE,KANPUR,  
PH :0512-3256159.

**KHAIRABAD**

1288.\* BAIG MOTORS PVT LTD (4165),  
KHAIRABAD,LUCKNOW  
ROAD,SITAPUR,UTTAR PRADESH  
PH :9307237710.

**KHALILABAD**

1289.## RATAN MOTORS (5645), RAILWAY STATION  
ROAD - KHALILABAD,DISTRICT- SANT KABIR  
NAGAR,PIN-272175,UTTAR PRADESH  
PH :9415257705.

**KHATAULI**

1290.## EAGLE MOTORS (5142), OPPOSITE EW  
ROADWAYS,G.T. ROAD. NH  
-58,KHATAULI,DISTRICT -  
MUZAFFARNAGAR,UTTAR PRADESH  
PH :01396-9997039786/9897223327/273501.

**KHATIMA**

1291.## FRIENDS MOTORS (4043), WARD NO.  
2,KHATIMA,USNAGAR,  
PH :059443-251907.

**KHEKRA**

1292.\*\* KAILASAH MOTORS (5767), OPP TEHSIL  
.DELHI BAGHPAT  
ROAD,KHEKRA-201101,DISTRICT-BAGHPAT,  
UTTAR PRADESH  
PH :0121-2232903.

**KOSIKALAN**

1293.\*\* ADITYA MOTORS (1940), IOC  
PUMP,NATIONAL  
HIGHWAY,KOSIKALAN,(U.P.)  
PH :05662-232657/9837050778.

**LAKHIMPUR KHERI**

1294.\*\* AJMANI TRACTORS (4143), NIGHASAN  
ROAD,LAKHIMPUR KHERI,UTTER PRADESH,  
PH :05872-266340.

**LALITPUR**

1295.## VARDHMAN MOTORS (1073), SAGAR  
ROAD,LALITPUR-284 403,(U.P.),  
PH :05176-277996.

**LAMBHUA BAZAR**

1296.## VIKRAM MOTORS (3729), LAMBHUA  
BAZAR,SULTANPUR (DIST.),UTTAR  
PRADESH-222 302,  
PH :05364-257380.

**LONI**

1297.## SAMBHAV AUTOMOBILES (5168), 31.RURAL  
INDUSTRIAL ESTATE,ARYA NAGAR  
INDUSTRIAL AREA,MAIN DELHI  
SHAHRAHPUR HIGHWAY,UTTAR PRADESH  
PH :9311690878.

**LUCKNOW**

1298.## BALAJI MOTORS (1336), 1 NEWAL KISHORE  
ROAD,LUCKNOW-226 001,(U.P),  
PH :0522-3956801.

\*\* A-Category Mass : Free & paid Service, Major repairs & Accidental repairs

## C-Category Mass : Free & paid Service & Minor repairs

\* B-Category Mass : Free & paid Service & Major repairs

# D-Category Mass : Free Service & Minor repairs

## MARUTI AUTHORISED SERVICE STATION (MASS) (AS ON 01.08.2016 )

1299.\*\* KALYAN MOTORS (1161), GOVT. POLYTECHNIC CROSSING, FAIZABAD ROAD, GOMTI NAGAR, LUCKNOW PH :0522-4048545-47.

1300.\*\* RELIANCE MOTORS CARE (1236), 7-B/1 PRIME PALACE, FAIZABAD ROAD, INDIRA NAGAR, LUCKNOW-226 016 PH :0522-2340366.

1301.\*\* GUD'S CAR CARE (2538), MAIN ROAD, NISHATGANJ, LUCKNOW-226 006, PH :0522-2330786/67.

1302.\*\* B.K. MOTORS (2537), KALYANPUR, RING ROAD, OPP. CARRIER CONVENT BOARD, LUCKNOW-226 015 PH :0522-2760111.

1303.\* S.K. MOTORS (2449), 8/881 VIKAS NAGAR, PICNIC SPOT ROAD, KHURAM NAGAR, LUCKNOW-226 013 PH :0522-2324809.

1304.\* V.S. MOTORS (4745), RAMADHIN SINGH INTER COLLEGE CAMPUS, BABU GANJ, LUCKNOW-226007, UTTAR PRADESH PH :0522-9839522310/2788564.

1305.\* KRISHNA MOTORS (5026), BALAGANJ HARDOI ROAD, CHOWK LUCKNOW, DISTRICT LUCKNOW, UTTAR PRADESH PH :9839177777.

1306.\*\* KAPOOR MOTORS (5044), 555/GA/50, BARA BIRWA, KANPUR ROAD -ALAMBAGH LUCKNOW, DISTRICT - LUCKNOW, (UTTAR PRADESH) PH :9415080432..

1307.## GALAXY MOTORS (5274), KASHANA SITAPUR ROAD, NEAR SHIA, P G COLLGEG - LUCKNOW, DISTRICT - LUCKNOW, UTTAR PRADESH PH :9305567878.

1308.\*\* MVV MOTORS (5531), A1/14, VIJAY KHAND, GOMTI NAGAR, LUCKNOW-226010, DISTRICT - LUCKNOW, UTTAR PRADESH PH :0522-3247776.

1309.\* THE GARAGE (5479), BEHIND NEW HANUMAN MANDIR, MADIR PARK, MAHANAGAR - LUCKNOW, DISTRICT - LUCKNOW, UTTAR PRADESH PH :9236711634.

1310.\*\* KAPOOR MOTORS (1751), PLOT NO.380, NEAR GUNGA BAHARA SCHOOL, TILAK NAGAR, UTTAR PRADESH PH :252704.

### MAHARAJGANJ

1311.## HIMANSHU MARUTI CENTRE (1959), GORAKHPUR ROAD, PIPRA BABOO, MAHARAJGANJ-273 303, PH :-05523.

### MAHOBA

1312.## ROYAL SERVICE STATION (2238), HAMIRPUR CHUNGH, KANPUR ROAD, MAHOBA, (U.P.) PH :05281-256194/252194.

### MAINPURI

1313.# JATIN MOTORS (5540), GANESH MILL COLONY, RADHA RAMAN ROAD, MAINPURI-205001, DISTRICT-MAINPU RI, UTTAR PRADESH PH :9359843400.

### MANJHANPUR

1314.## HARI OM AUTOMOBILES (5455), OSA CHROWHRA ROAD, IN FRONT OF PRATHAMIC SCHOOL, PATA MANJHANPUR-212207, UTTAR PRADESH, PH :-9415223501.

### MARIAHU

1315.## BABU MOTORS (5740), MACHALISHAHAR ROAD, NEAR POST OFFICE, MARIAHU-222161, DISTRICT - JAUNPUR, UTTAR PRADESH PH :9919263663.

### MATHURA

1316.## GIRIRAJ CAR CARE (5624), BIMAL ENGG COMPLEX, BAD, MATHURA-281 006, PH :0565-2430821.

1317.\* SIYA RAM MOTORS (1666), JAYSINGHPURA, NEAR BIRLA MANDIR, MATHURA-281 003, (U.P.) PH :0565-2530210.

1318.\*\* NAND SERVICE STATION (3578), GOPAL PURA VILLAGE, REFINERY TOWNSHIP, NH-2, MATHURA PH :0565-5416912.

1319.## SHREE GOPAL AUTOMOBILES (5664), DELHI BYE PASS ROAD, NEAR GOKUL RESTAURANT, MATHURA - 281001, DISTRICT - MATHURA, UTTAR PRADESH PH :0562-9760026760.

### MEERUT

1320.## SARAN AUTOMOBILES LTD. (1078), DELHI ROAD, RITHANI, MEERUT, PH :0121-2441986/3253074/93594506555.

1321.\*\* EXPERT CAR SCANNER (1174), 83 HILL STREET (KATH-KA-PUL), BEHIND ABU LANE, MEERUT CANTT., (U.P.) PH :0121-2644860/9412201193.

1322.## KRISHNA AUTOMOBILES (5573), PLOT NO D-10, SHRADHA PURI, KANKARKHERA - MEERUT, DISTRICT - MEERUT, UTTAR PRADESH PH :9927241738.

### MIRZAPUR

1323.## PRABHAT MOTORS (4131), NH-7 REWA ROAD, CHANDAIPUR LAKHAMPUR, MIRZAPUR, U P PH :05442-245859.

### MODINAGAR

1324.## RAJ CAR CARE (5654), NEAR SUMAN CINEMA, GT ROAD- MODINAGAR, PIN - 201204, DISTRICT - GHAZIABAD, UTTAR PRADESH PH :9953098072/9837002462.

### MOHANLAL GANJ

1325.\*\* GURU TEG BAHADUR AUTO ENTERPRISES (4072), 4 SENANI VIHAR, RAI BAREILLY ROAD, MOHANLAL GANJ, LUCKNOW U P PH :0522-2442061.

### MORADABAD

1326.## ASHISH AUTOMOBILES (1477), KANTH ROAD, MORADABAD-244 001, PH :0591-6533559.

### MUZAFFARNAGAR

1327.## SIDDIQUI MOTOR WORKS (1339), ANSARI ROAD, MUZAFFARNAGAR - 251001 (U.P), PH :031-2442626/9412476786.

### NAJIBABAD

1328.## SETHI MOTORS (4557), C/O SETHI BOARD INDUSTRIES LIMITED, OPP. HINDUSTAN COCO-COLA BOTTLING PLANT, NAGINA ROAD, NAJIBABAD-246763, DISTT. BIJNOR (UTTAR PRADESH) PH :01341-220087, 9837349688, 9837590800.

### NOIDA

1329.## AUTO POINT (2263), C-107 SECTOR-2, NOIDA-201 301, (U.P.), PH :0120-9810061814/9910397875.

1330.\* CITY MOTORS (3876), C-2 SECTOR 63, NOIDA, PH :2401772/9810427752.

1331.\*\* RAHUL MOTORS (4662), A-59 SECTOR-80, PHASE-II, NOIDA-201303, UTTAR PRADESH PH :0120-9810572900/9312271259/3963138.

1332.\*\* RAJESH & ANIL MOTOR CO (5330), B-110, SECTOR 2, NOIDA, DISTRICT - GAUTAM BUDH NAGAR, UTTAR PRADESH, PH :0120-9816578786/4211266/2539555.

1333.## NANDA MOTORS (5733), B-180, PHASE-2, NOIDA, DISTRICT-NOIDA, PIN- 201305, UTTAR PRADESH PH :-9566003839.

### OBRA

1334.## APPRECIATE SERVICES (4678), BY PASS ROAD, ROBERTS GANJ, DISTRICT - SONEBHADRA, UTTAR PRADESH PH :05445-267266/9415323710.

### PALIA KALAN

1335.## ANUP MOTORS (4247), SAMPURNA NAGAR ROAD, PALIA KALAN, DIST LAKHIMPUR KHERI, PH :05871-233843.

### PHULPUR

1336.## BHARAT MOTORS (6039), C/O KAUSHLENDRA PANDEY, PUREMABHARATG, PRATAPPUR ROAD, PHULPUR-244601, DISTRICT-ALLAHAB AD, UTTAR PRADESH PH :-9554495877.

### PILIBHIT

1337.\* UNIVERSAL MARUTI SERVICE STATION (4365), BYE PASS ROAD, PILIBHIT, UTTAR PRADESH, PH :05882-255499/ 9412313499.

### PILKHUWA

1338.\* SHREE BANKEY BIHARI MOTORS PVT. LTD. (6025), NH-24, DELHI-GARH ROAD, PILKHUWA-245307, DISTRICT-GHAZIA BAD, UTTAR PRADESH, PH :-9,045,548,101.

### PRATAPGARH

1339.\*\* SHREE MOTORS (4146), ALLAHABAD FAIZABAD ROAD, NH-96, CHILBILA RANJEETPUR, PRATAPGARH (UTTAR PRADESH) PH :05342-236057/ 9415229257.

### RAI-BARELI

1340.\*\* STANDARD GARAGE (4429), MANIKA CENEMA ROAD, NEAR INSPECTION HOUSE, RAE BAREILLY, PH :0535-2701320.

### RAMNAGAR

\*\* A-Category Mass : Free & paid Service, Major repairs & Accidental repairs

## C-Category Mass : Free & paid Service & Minor repairs

\* B-Category Mass : Free & paid Service & Major repairs

# D-Category Mass : Free Service & Minor repairs

MARUTI AUTHORISED SERVICE STATION (MASS) (AS ON 01.08.2016 )

1341.## MAHI AUTOMOBILES (5532), SHANKARPUR  
RAINAGAR,DISTRICT -  
NAINITAL,UTTRAKHAND,  
PH :05947-254740.

**RAMPUR (U.P)**

1342.## FIZZA MOTORS (2241), NEAR AMBEDKAR  
PARK,CIVIL LINES,RAMPUR (U.P.),PIN-244  
901  
PH :0595-2355009.

**RATH**

1343.## MARUTI POINT (4228), ROOP NAGAR,  
BUDHOLIYANA,NEAR BUS STAND, ORAI  
ROAD,RATH,DIST. HAMIRPUR (U.P)  
PH :05280-202427/9415331721.

**RENUKUT**

1344.## AMBIKA MOTORS (1050), PATEL  
NAGAR,MURDHAWA,RENUKUT-231  
217,SONBHADRA (U.P.)  
PH :05446-252238.

**RIHAND NAGAR**

1345.## OUDH MOTORS (4421), RIHAND  
NAGAR,SONEBHADRA,U.P,  
PH :05446-232321/ 9415230855.

**ROBERTSGANJ**

1346.\* KAMAKHYA AUTOMOBILES (4163), PIPRI  
ROAD,ROBERTSGANJ,SONEBHADRA (U.P),  
PH :05444-223022/9415342706.

**SADABAD**

1347.## ASHU SERVICE CENTRE (5849), AGRA BYE  
PASS  
ROAD,SADABAD-281306,DISTRICT-HATHRAS  
UTTAR PRADESH  
PH :09759594110.

**SAHARANPUR**

1348.## GANESH CAR SERVICES (1871), OPP.  
REMOUNT DEPOT GATE,DEHRADUN  
ROAD,SAHARANPUR-247 001,  
PH :0132-26626711/2613997/9358306804.

**SAHIBABAD**

1349.\*\* SANSAR MOTORS PVT. LTD. (2061), 11/27  
SECTOR-3,RAJINDER  
NAGAR,SAHIBABAD,DISTT. GHAZIABAD  
PH :0120-4109879/4109880.

1350.## POOJA MOTORS (3562), TEELA  
MORE,SHAHBAJPUR,LONI,DISTT.  
GHAZIABAD (U.P.)  
PH :0120-9810986463.

1351.## MEHAR AUTOMOBILES (3576), 116/1 NEAR  
GDA MARKET,G.T. ROAD,KATORI MILL  
MOHAN NAGAR,GHAZIABAD-201 007  
PH :9711201557/9871832662.

1352.\*\* MOTOR MAGIC AUTO ZONE (4462), 4/29-A  
SITE-IV,INDUSTRIAL  
AREA,SAHIBABAD,DISTT. GHAZIABAD  
PH :0120-4163108/4163109.

1353.\*\* PANDIT AUTOMOBILES (4647), 3/1/1,SITE-IV,  
INDUSTRIAL AREA,SAHIBABAD,OPP.  
KAUSHAMBI, GHAZIABAD (UTTAR PRADESH  
PH :0120-2776808/ 4114808.

**SANDILA**

1354.## SUBHAM SERVICE CENTRE (4042), NEAR  
NEHA KOTHI ROAD,SANDILA,HARDOI,  
PH :05854-270443.

**SARDHANA**

1355.## UNIQUE AUTO SCANNER (5958), BINOLI  
ROAD,NEAR SHIV  
CHAWK,SARDHANA-250342,DISTRICT-MEER  
UT,(UTTAR PRADESH)  
PH :0121-2645991/9837072642.

**SHAHJAHANPUR**

1356.## SUPER AUTO (3135), OLD DIST. HOSPITAL  
ROAD,SHAHJAHANPUR (U.P.),PIN-242 001,  
PH :05842-223545.

**SHAMLI**

1357.## ROYAL MOTORS (5277), PANIPAT KARANA  
ROAD,SHAMLI,SHAMLI-247776,UTTAR  
PRADESH  
PH :9837138064/61.

**SHIKOHABAD**

1358.## KUMAR MOTORS (5575), SUBHASH TIRAHA  
,AGRA GATE - SIKOHABAD,DISTRICT -  
FEROZABAD,UTTAR PRADESH,  
PH :9411937033.

**SIDDHARTH NAGAR**

1359.## MARUTI CARE CENTRE (2736), OPP.  
SIDDHARTH SCHOOL,AZAD  
NAGAR,SIDDHARTH NAGAR-272 207,(U.P.)  
PH :05544-22090.

**SIKANDRABAD**

1360.## NALIN AUTOS (1725), G.T.  
ROAD,SIKANDRABAD,DISTT.  
BULANDSHAHAR,(U.P.)  
PH :05735-222802/9412227155.

**SIRSAGANJ**

1361.## SATGURU MOTORS (3739), BYE PASS  
KAURARA ROAD,SIRSAGANJ DISTT.  
FIROZABAD,ETAWAH-AGRA  
ROAD,SIRSAGANJ (U.P.)  
PH :05676-22563.

**SONEBHADRA**

1362.## OUDH SERVICE STATION (2925), SHAKTI  
NAGAR,SONEBHADRA-231 222,  
PH :05446-232321.

**SULTANPUR**

1363.## HINDUSTAN AUTO GARAGE (1360),  
BARHAIYA BEER RD.,(ADJ.BUS  
STAND),SULTANPUR-228 001 (U.P),  
PH :05362-222838.

**VARANASI**

1364.\* U.P.MOTOR (SERVICE) (1324), POST BOX  
NO.2004,VARUNAPUL,VARANASI-221  
002(U.P.),  
PH :0542-2504081.

1365.\*\* MISHRA ENGINEERS (4957), S-4/68,NAI  
BASTI, PAHARIA,VARANASI-221002,UTTAR  
PRADESH  
PH :0542-9415301483.

**UTTARAKHAND**

**BAZPUR**

1366.## TARAI AUTOMOBILE ENGG WORKS (4459),  
GURUTEG BAHADUR ROAD,U.S.  
NAGAR,BAZPUR-262401, UTTARANCHAL  
PH :05949-281342/ 9412945672.

**BHAGESWAR**

1367.## SHREE ISHT DEV AUTOMOBILES (4570),  
GARUR ROAD,MOTA SIMAL,DIST.  
BAGESHWAR,UTTARANCHAL  
PH :05963-220699/ 220149/ 9412094543.

**DEHRADUN**

1368.## ASHIRWAD MOTORS (5144), CANAL  
ROAD,NEAR BALLUPUR  
CHOWK,DEHRADUN-248001,UTTARANCHAL  
PH :0133-6454745/ 9997232599.

1369.## KRIIPALESHWARI MOTORS (4475),  
HARIDWAR ROAD,NEAR LIC  
BUILDING,DEHRADUN-248001,UTTARANCHAL  
L  
PH :0135-2671712/ 9412963384.

1370.\* SHREE RAM AUTOMOBILES (5066), NEAR  
TEHSIL,CHAKROTA ROAD,VIKAS NAGAR-  
DEHRADUN,UTTARANCHAL  
PH :01360-9897731200/253601.

1371.## UNIVERSAL AUTOMOBILES (5574),  
F-107,UPSIDC INDUSTRIAL AREA,SELA  
QUI,DEHRADUN,DISTRICT -  
DEHRADUN,UTTRAKHAND  
PH :0315-9927334346.

1372.## HANS LAKHERA MOTORS (5032), JOGI  
WALA RING ROAD,NATHAPUR  
APPARTMNT,NAR NEHRU GRAM POST  
OFFC,MASSOORI BYEPASS, DEHRADUN  
PH :0133-9897456677/2678844/9412933332.

**HALDWANI**

1373.\* HARYAL SERVICE STATION (5340), BAREILY  
ROAD,GUAJALI - TALLI,HALDWANI,DISTRICT  
- NAINITAL,UTTRAKHAND  
PH :9997200227.

1374.## EXCEL MOTORS & ENGG. WORKS (3827),  
RAMPUR ROAD,NEAR STM FOREST  
HOSPITAL,HALDWANI,NAINITAL  
PH :05946-235384.

**HARIDWAR**

1375.## PREET MOTORS (5561), SHRI NATH  
NAGAR,RAILWAY ROAD,JAWALPUR -  
HARDWAR,DISTRICT -  
HARDWAR,UTTARANCHAL  
PH :01334-250094/9412022430.

**KANKHAL**

1376.## HIGHWAY MOTORS (4261), NEAR SINGH  
DWAR CHOWK,ROORKEE-HARDWAR BY  
PASS ROAD,POST OFFICE. GURUKUL  
KANGRI,KANKHAL, DISTT HARDWAR  
PH :01334-246999, 243125,  
9837039946,9412074578,9412072889.

**KASHIPUR**

1377.## KRISHNA AUTOMOBILES (4824),  
MORADABAD ROAD,KASHIPUR,  
PH :05947-276079.

1378.## OM MOTORS (4329), OPPOSITE SWAGAT  
MANDAP,BAZPUR ROAD,KASHIPUR  
DIST.,U.S. NAGAR (UTTARANCHAL)  
PH :05947-273944/ 9837719072.

**KICHHA**

1379.## SHREE SHYAM JI AUTO SERVICE CENTRE  
(5648), BAREILY  
ROAD,KICHHA,PIN-263148,DISTRICT-UDHAM  
SINGH NAGAR,UTTRAKHAND  
PH :05944-265033/9837033377.

**KOTDWARA**

1380.## BHATT MOTORS (1775), NAIJIBABAD  
ROAD,KOTDWARA,(GARHWAL),UTTARANCHAL  
AL  
PH :01382-225553/9412081333.

\*\* A-Category Mass : Free & paid Service, Major repairs & Accidental repairs

## C-Category Mass : Free & paid Service & Minor repairs

\* B-Category Mass : Free & paid Service & Major repairs

# D-Category Mass : Free Service & Minor repairs

**MARUTI AUTHORISED SERVICE STATION (MASS) (AS ON 01.08.2016 )**

**LAKSAR**

1381.## SHIV AUTOMOBILES (5560), 110/1/3  
BALAWALI ROAD - LAKSAR,DISTRICT -  
HARIDWAR,PIN - 247663,UTTARANCHAL  
PH :9719054422.

**LOHRIASAL MALLA**

1382.## ANJANI SERVICE CENTRE (5552), NEAR  
BLOCK OFFICE,KALADHUNGI  
ROAD,LOHRIASALMALLA-263139,DISTRICT -  
NAINITAL,UTTARAKHAND  
PH :9837098699.

**NEW TEHRI**

1383.## BHAGWATI SERVICE CENTER (4472),  
SECTOR-8E/537,NEAR STADIUM,  
BARURI,NEW TEHRI,GARWAL  
(UTTRANCHAL)  
PH :01376-232341/ 9412394776/9759282913.

**PAURI**

1384.## KRISHNA MOTORS (5957), SHRINAGAR  
ROAD,NEAR KARGIL SHAHEED  
PETROL,PUMP,PAURI-246001,DISTRICT-PAU  
RI GARHWAL,UTTRANCHAL  
PH :01368-222677.

**PITHORAGARH**

1385.## MAHAKALI MOTORS (4142), DHARCHULA  
ROAD,RAI  
BRIDGE,PITHORAGARH,UTTARANCHAL  
PH :05964-9412168976/9897922203.

1386.## CAR CARE CENTER (4371), CANT  
ROAD,PITHORAGARH,UTTARANCHAL,  
PH :05964-228388/9412428288.

**RANIKHET**

1387.## LATIF MOTOR WORKS (3269), SADAR  
BAZAR,GANDHI  
CHOWK,RANIKHET,(UTTARANCHAL)  
PH :05966-220225.

**RISHIKESH**

1388.\* RAKESH AUTOMOBILE ENGINEERS (1464),  
OPP. BHARAT MANDIR INTER  
COLLEGE,HARDWAR ROAD,RISHIKESH-249  
201,  
PH :0135-2430918/2431918/9412051655.

1389.## GARHWAL GASOLINE STATION (3639), H.P.  
PETROL PUMP,LAXMAN JHULA  
ROAD,RISHIKESH-249 201  
PH :0135-4300351,438626,432617.

**ROORKEE**

1390.## DUM DUM ENGG. WORKS (1343), 72 CIVIL  
LINES,NEW HARDWAR ROAD,ROORKEE -  
247 667(U.P).,  
PH :01332-272903/9412070962.

1391.## ROORKEE AUTO SCANNERS (2675), 786  
WEST AMBER TALAB,RAM NAGAR  
CHOWK,ROORKEE-247 667,  
PH :01332-262467/9837032367.

**RUDRAPRAYAG**

1392.## RAJESHWARI AUTOMOBILES (5669),  
BADRINATH  
ROAD,GHOLTIR,RUDRAPRAYAG,DISTRICT -  
RUDRAPRAYAG,UTTARANCHAL  
PH :9997771107.

**RUDRAPUR**

1393.\*\* CORUS MOTORS (5059), D1  
D2.20/1.NAINITAL ROAD,DISTRICT - U.S.  
NAGAR,UTTARAKHAND,  
PH :05944-9927500007/2413110.

1394.\*\* BALAJI SERVICE CENTRE (1335), HALDWANI  
ROAD,RUDRAPUR(NAINITAL),(U.P).,  
PH :05944-243385.

**SIMLI**

1395.## PINDER AUTOMOBILES (5527), PLOT #  
C6-C9,INDUSTRIAL AREA,NEAR  
KARNAPRAYAG - SIMLI,UTTARANCHAL  
PH  
:01363-9412977249/9837424700/247412/24755  
4.

**SITARGANJ**

1396.## SHRI RAM MOTORS (5833), AGARWAL  
BHAWAN,BYE PASS  
ROAD,SITARGANJ-242605,DISTRICT-UDHAM  
SINGH NAGAR,UTTARANCHAL  
PH :05948-254083/9927131111.

**VIKASNAGAR**

1397.## SOUMYA MOTORS (4272), CHAKRATA  
ROAD,BEHIND STATE BANK OF  
INDIA,VIKASNAGAR,DISTT. DEHRADUN  
(U.A)  
PH :01360-252951/ 9412382490/9319799470.

**WEST BENGAL**

**ALIPUR DUAR**

1398.## PRADDYOUT AUTOMOBILE WORK (),  
PURAN  
BAZAR,P.O.ALIPURDUAR,JALPAIGURI,WEST  
BENGAL  
PH :03564-255410/9434192320/9832487473.

**ARAMBAGH**

1399.## MARUTI ZONE (3748),  
PARULARAMBAGH,HOOGLHY,WEST  
BENGAL  
PH :03211-258899, 9749139776.

**ASANSOL**

1400.\*\* WEST END MOTORS (1665), KALYANPUR  
SATELITE TOWNSHIP PROJECT,KANYAPUR  
LINK ROAD, PALASHDIAH  
MORE,PO-KANYAPUR,  
PIN-713341,ASANSOL, WESTBENGAL  
PH :0341-6532854/ 2252798.

1401.## AGARWALLA AUTO SERVICE (3122), 181  
BURNPUR ROAD,P.O. BURNPUR,DT.  
BURDWAN-713 325,(WEST BENGAL)  
PH :0341-2230300/2230459/ 9832123211.

**BAHRAMPUR**

1402.## NARAYAN BUS SERVICE (), 17 RABINDRA  
THAKUR ROAD,P.O.BAHRAMPUR (WEST  
BENGAL),  
PH :03482-224516/9732628065.

1403.\* MARUTI CARE (3674), NH-34 UTTARPARA  
MORE,P.O.  
RADHARGHAT,BERHAMPORE,MURSHIDABA  
D -742 187 (WEST BENGAL)  
PH :03482-226428/9732444000/9434394040.

**BALLY**

1404.## CRYPTON AUTOMOBILES (4276), N.H-2  
THAKURANI CHAWK,SAMABAYA PALLI,P.O  
BALLY,HOWRAH-711205  
PH :033-26716527/2855204226/26711608/  
9830105226/9874393505/06/09.

**BALURGHAT**

1405.## GHOSH AUTOMOBILES (2644),  
NARAYANPUR,BALURGHAT,DAKSHIN  
DINAJPUR-733 101,  
PH :03522-255411, 9434963493.

**BANDEL**

1406.## CAR HOSPITAL (3675), 2 NO. NETAJI  
PARK,G.T. ROAD,(OPP. MILITARY  
COLONY),BANDEL (WEST BENGAL)  
PH :033-26318639/9831264416/ 9883178879.

**BARRACKPORE**

1407.## SAMANTA AUTOMOBILES PVT. LTD. (),  
CHIRIMORE,BARRACKPORE-743 101,NORTH  
CHIRIMORE,BARRACKPORE-743 101,NORTH  
PH  
:033-25120820/25420067/5600067/5600820/  
9831823079.

1408.## SPEED AUTOMOBILE (5445),  
BARRACKPORE-BARASAT ROAD,SEWLI  
,BARRACKPORE -700121,DISTRCT -  
24-PARANAGAS (NORTH),(WEST BENGAL)  
PH :033-9836561219/25351536/65363484.

**BIRPARA**

1409.## PRATAP ENGINEERING WORKS (5246),  
NH-31, DEMDIMA, PO-BIRPARA,PIN  
-735204,DISTRICT JALPAIGURI,WEST  
BENGAL  
PH :03563-9832429319/266494/266496/  
266486.

**BOLPUR**

1410.## BASUNDHARA AUTOMOBILES (4241), GOAL  
PARA,BOLPUR SURI ROAD,BOLPUR,  
PH :03463-254644,  
9434132551/261761/9934233318/ 261861-62.

**BURDWAN**

1411.## INDO INDUSTRIES (2422), MUCHIPARA,G.T.  
ROAD,BURDWAN-713 103 (W.B),  
PH :0342-2540450, 9233308720.

**CHANDITALA**

1412.## AUTO CARE (4064), VILL + PO  
KRISHNARAMPUR,PANCHBATITALA,DISTT  
HOOGLHY,WEST BENGAL  
PH :03212-236153/ 9830135511/9932822787/  
9933754171.

**CHINSURAH**

1413.## UNIVERSAL AUTO REMEDY (), C/O MR.BN  
CHATTERJEE,BHAGABOTI DANGA KHADINA  
MORE,PO CHINSURAH,HOOGLHY-712102  
PH :033-26860303/26860090/9748438862-3.

**COOCH BEHAR**

1414.## PROVA AUTOMOBILES (2846), CHAKCHAKA  
CHECK POST,NH-31,COOCH BEHAR-736  
101,(WEST BENGAL)  
PH :03582-258082/236204/9434174309.

**DHALKOLA**

1415.## ZAINAB MOTORS (5738), NEAR NEW BUS  
STAND, NH-34,DALKHOLA, NORTH  
DINAJPUR,WEST BENGAL,  
PH :-.

**DINHATA**

1416.## DINHATA AUTOMOBILES (5739),  
BALRAMPUR ROAD  
PO/PS,DINHATA,DISTRICT-COOCHBEHAR,PI  
N-736135, WEST BENGAL  
PH :03581-259087/ 9333937795 / 9434256518.

**DURGAPUR**

\*\* A-Category Mass : Free & paid Service, Major repairs & Accidental repairs

## C-Category Mass : Free & paid Service & Minor repairs

\* B-Category Mass : Free & paid Service & Major repairs

# D-Category Mass : Free Service & Minor repairs

# MARUTI AUTHORISED SERVICE STATION (MASS) (AS ON 01.08.2016 )

1417.## THE QUICKEST (2879), BANS KOPA,(NEAR PARADISE INN),G.T. ROAD,DURGAPUR-713 212 PH :0343-2520805/9832165126/564234/564870.

## FARAKKA

1418.\*\* SPEED WHEEL SERVICE CENTRE (1056), TTS HCC COLONY,FARAKKA,P.O. NABARUN,DISTT. MURSHIDABAD (W.B.) PH :03485-252269/9434101197/9439752269.

## HABRA

1419.## EVERGREEN AUTOMOBILES & ENGINEERING WORKS (4666), BIRA JOYPUL,HABRA,NH-35,WEST BENGAL-743234 PH :03216-9333737566/269852/9830485232/9332906057.

## HALDIA

1420.\*\* S.D. REPAIRING CENTRE (2168), I.O.C. GATE NO.1,P.O. HALDIA OIL REFINERY,HALDIA-721 606,DISTT. MIDNAPORE (W.B.) PH :03224-252152/645146/9434021405.

## HOWRAH

1421.## GREWAL AUTO SERVICE (1570), 97/1 FORESHORE ROAD,SHIBPUR,HOWRAH-711 102, PH :2678-7250,32403445, 9831017806. 1422.## WHEEL WORKS (5063), GIP COLONY,JAGACHA,KONA EXPRESS WAY,HOWRAH,DISTRICT - HOWRAH,WEST BENGAL PH :033-9830044007/26575467/9871754302.

## JAIGAON

1423.\*\* SHAKTI TRADING CO. (), M.G. ROAD,JAIGAON-736 182, PH :0356-263241, 9547540605, 9233780027.

## JALPAIGURI

1424.## AUTOSTEL (), SAKOAJHORA,P.O. GAIKATA-735 212,DIST.JALPAIGURI,(W.B.) PH :03567-233116/9934111868.

1425.\*\* S.S. AUTOMOBILES (3664), ASSAM MORE,JALPAIGURI,WEST BENGAL-735 101, PH :03561-256565/255220/9434340252.

## KALYANI

1426.## GOPAL AUTO SERVICE CENTRE (3373), B.K. EXPRESSWAY,BUDHHA PARK,KALYANI-741 235,NADIA (WEST BENGAL) PH :033-25822481/98310 10481.

1427.## KRISHNA ENGINEERING WORKS (5270), PLOT NO.199,KANTABELE,O.N.G.C ROAD,KALYANI EXPRESS ROAD,PO:GHORAGACHHA,PS - KALYANI,WEST BENGAL PH :-9231807716.

## KOLKATA

1428.\*\* AUTOKRAFT (), F 1/G-3,RIC IND.ESTATE UPEN BANERJEE ROAD,PARNASREE,CALCUTTA - 700060 (W.B)

PH :033-24925747, 24925299. 1429.\* BHAWANIPUR AUTO CENTRE (), 49 S.P.MUKHERJEE ROAD,CALCUTTA - 700 026 (W.B), PH :033-24753130/24766011/9831783130.

1430.## CAMAC (), 2/E CAMAC STREET,CALCUTTA-700016(W.B), PH :033-22296781, 9831553520, 9831493716.

1431.\*\* DIAL AUTOMOBILES PVT.LTD. (), 162 A PARY MOHAN RAY ROAD,CALCUTTA-700027(W.B), PH :033-24484393/9830552491.

1432.\*\* MOTORKRAFT (), P-149 REMOUNT ROAD,CALCUTTA-700 027, (W.B), PH :033-24493849/24491562.

1433.## RUSSA ROAD SERVICE STATION (), 30 SP MUKERJEE RROAD,CALCUTTA - 700025 (W.B), PH :033-24533394/24551146.

1434.## YOUNG AUTOMOBILES (), 50/2 HAZARA ROAD,CALCUTTA-700 019, (W.B), PH :033-24753944/9433552047/ 9830250904.

1435.\* DELUXE SERVICE STATION (), P-256 257 CIT ROAD,CALCUTTA-700 010, PH :033-23710012/23630151/9830062952.

1436.\*\* NORTH POINT MOTORS PVT. LTD. (), DUTTO BAGAN - 3D/I BUS TERMINUS,64/2B BELGACHIA ROAD,CALCUTTA-700 037, PH :033-25573826, 25560501, 9903972383.

1437.\*\* ADAMS MOTOR WORKS (), 61 A SHAKESPEARE SARANI,CALCUTTA-700 017, PH :033-2476402/2807414 FAX: 2807414.

1438.\* MARUTI LINK (1633), CK-12 SECTOR 2,SALT LAKE,CALCUTTA-700 091, PH :033-23586921, 23590675, 9732909394.

1439.\*\* R.S. SERVICE CENTRE (1948), 1/2 MAHENDRE ROY LANE,CALCUTTA-700 046, PH :033-2470968/2477204.

1440.## AUTO SCAN (2272), 100/I B.T. ROAD,CALCUTTA-700 090, PH :033-9231622309/033-2531-5066.

1441.\* PRINCE MOTOR WORKSHOP (2845), TM - 2/8 TEGHARIA,P.O. HATIARA,CALCUTTA-700 059, PH :033-25703948 / 25708420 / 9836392945.

1442.## INTERNATIONAL AUTO WORKS (2648), 48-C SOUTH TANGRA ROAD,KOLKATA-700 046, PH :033-23282119/32403311/9331265805.

1443.## AUTO GEN-TECH (3034), 489 DIAMOND HARBOUR ROAD,KOLKATA, PH :033-468-5348/98310-70657/9831821211.

1444.## SONA AUTO UDYOG (3144), 1404 PURBACHAL MAIN ROAD,OPP. KALIKAPUR MARKET,KOLKATA-700 099, PH :033-24840682, 9331054525, 24844373, 9830217490, 24736398.

1445.## CLASSIC ENGINEERING WORKS (3171), C/O CLASSIC ENGINEERING WORKS,820 D H ROAD BEHALA INDUSTRIAL ESTATE,PLOT NO.G-1,KOLKATA-700 034 PH :033-24477502/9903390559.

1446.## FORTUNE AUTO CARE (3167), 16 G/6 KHANPUR ROAD,KOLKATA-700 047,(W.B.), PH :033-24214439, 9831754527, 9831737980.

1447.## SUNNY AUTOMOBILE (3166), 105/H/18 BIDHAN NAGAR ROAD,KOLKATA-700 067, PH :033-23562693/22942414/3218651.

1448.## ULTRA CRAFT (4643), 103/1B,RAJA DINENDRA STREET,KOLKATA-700006,WEST BENGAL PH :033-23525006/5161/30120421.

1449.## ROYAL CALCUTTA AUTOMOBILES (4651), 68 BROAD STREET,KOLKATA-700019, PH :033-9831299851/22693828/29.

1450.## TECHNO AUTO WORKS (4669), 619, RAJA RAM MOHAN ROY ROAD,BIREN ROY ROAD EAST,BEHALA,KOLKATA-700008 PH :033-9830111258/24068823.

1451.## M.S. MOTOR WORKS (5060), 9/5,9/6,TOPSIA ROAD (SOUTH),DISTRICT -24PGS (S),WEST BENGAL PH :033-9883085819/22858299/22853294/2423.

1452.## ZENITH AUTO (5529), BOHLA NATH SARANI,CHINAR PARK,RAJARHAT , KOLKATA-700157,DISTRICT - KOLKATA,WEST BENGAL PH :033-9830388046/35708932/65689931.

1453.## ZOVAN AUTOMOBILES PVT. LTD (5578), 42/A1B,RAJA SANTOSH ROAD,KOLKATA,DISTRICT - KOLKATA,WEST BENGAL PH :033-24792490/24498004/9830288443/9874410 867.

1454.\* RAJ AUTO SERVICE (5338), 35, CANAL EAST ROAD,KOLKATA,PIN - 700011,WEST BENGAL PH :033-9831103901, 23542996.

## KRISHNANAGAR

1455.## TARA MA AUTOMOBILES (1947), BATHJANGLA,KRISHNA NAGAR,DISTT. NADIA (W.B.),PIN-741 101 PH :03472-2722371/652357/9431054765.

1456.## HIGHWAY SERVICE CENTRE (4455), ASHA DEEP, N,H-34,KRISHNANAGAR,NADIA-741101,WES T BENGAL PH :03472-9831186730/272097/271972/ 9434165494.

## MADHYAMGRAM

1457.\* PAUL AUTOMOBILES (), JESSORE ROAD,MADHYAMGRAM,DOHARIYA PO GANGANAGAR,DISTT 24 PGNS NORTH PH :033-69904062, 28261051.

1458.# J. G BEHAL AUTO (4653), DOLTALA,GANGANAGAR,MADHYAMGRAM,K OLKATA-700129 (WEST BENGAL) PH :033-9831094430/ 25268294/ 32915792.

## MALDA

1459.## ABHISEK AUTO CENTRE (1976), N.H.34,NEAR ST. XAVIER SCHOOL,P.O. MOKDUMPUR,DISTT. MALDA-732 101 (W.B.) PH :03512-253987.

## MIDNAPORE

1460.# CHATTERJEE AUTOMOBILE (4960), INDUSTRIAL GROWTH AREA,KHASJANGAL (NEAR KERANICHOTI),MIDNAPORE-721101,DISTRIC T-PACHIM MIDNAPORE PH :-9434043558.

## NARENDRAPUR

1461.## A.M. AUTOMOBILES (3175), KAMALGAZI,NARENDURPUR,KOLKATA-700 103,(WEST BENGAL) PH :033-2477 3402/9830288712.

## PURULIA

1462.## BANERJEE AUTO SERVICE (), S.P.BANERJEE ANALBILA VILLA,RANCHI ROAD,PURULIA (W.B), PH :03252-223228/9434656942.

## RAGHUNATHGANJ

\*\* A-Category Mass : Free & paid Service, Major repairs & Accidental repairs

## C-Category Mass : Free & paid Service & Minor repairs

\* B-Category Mass : Free & paid Service & Major repairs

# D-Category Mass : Free Service & Minor repairs

**MARUTI AUTHORISED SERVICE STATION (MASS) (AS ON 01.08.2016 )**

---

1463.## AUTO WHEEL (4427), UMARPUR,  
NH-34,GHORSHALA,RAGHUNATH  
GANJ,MURSHIDABAD (WEST BENGAL)  
PH :03488-9434101917/  
9434083866/267889/267281.

**RAIGANG**

1464.## JRD MOTORS (5741),  
TULSHIPARA,PO:RUPAHAR,PS:RAIGANJ-733  
134,DISTRICT - UTTAR DINAJPUR,(WEST  
BENGAL)  
PH :03523-253919, 223125.

**RUPNARAYANPUR**

1465.## L. K. MOTORS (3477), NH 2 BYPASS,POINT  
(CHOWRANGI),RUPNARAYANPUR  
(CHALBALPUR),BURDWAN-713 343  
PH :0341-2513800/9434107787.

**SILIGURI**

1466.# BHAWANI MOTOR GARAGE (4844),  
BIDYASAGAR PALLY,NEAR RISHI BHAWAN,  
BURDWAN ROAD,SILIGURI-734405,WEST  
BENGAL  
PH :0358-2500418/9434152477.  
1467.# MUM AUTO WORKS (4835), NEAR DELHI  
PUBLIC SCHOOL,PANCHANAI  
(DAGAPUR),SILIGURI,WEST BENGAL-734003  
PH :-9832068537, 9932190390.

**SODEPUR**

1468.\*\* CAR CARE (11950), B.T.  
ROAD,SODEPUR,P.O.: SUKCHAR,24  
PARGANAS (NORTH)  
PH  
:033-25830783/25635800/25832786/943301339  
3.

**SRIRAMPUR**

1469.\* MARUTI AUTO CENTRE (2167), 85/18 G.T.  
ROAD (WEST),PO :  
MULLIKPARA,SRIRAMPUR,HOOGLY-712 203  
(W.B.)  
PH :033-26225634/9830191251.

**SURI**

1470.## PANCHANATH AUTOMOBILES (4456),  
BROJARGRAM BARABAGAN,BAKRESWAR  
PATHARCHAPURI HIGHWAY  
MORE,SURI,WEST BENGAL-731101  
PH :03462-225558/ 9732026250.

**ULUBERIA**

1471.## APSARA SERVICE STATION (3374), NEAR  
BANITABLA CHECKPOST,ON  
NH-6,ULUBERIA-711 316,(W.B.)  
PH :033-26610656.