

B R E Z Z A

OWNER'S MANUAL


For vehicle fitted with CNG fuel system, use Brezza CNG Supplementary Owner's Manual

Refer for vehicle usage at all times.

Contains Warranty policy and important information on Safety, Operation & Maintenance.

Part No. 99011M66T09-74W
February, 2025 (ENG.)

This Owner's manual applies to BREZZA models. produced by
MARUTI SUZUKI INDIA LIMITED.



Note : The illustrated Model is one of the BREZZA series
Accessories shown in the picture are not part of standard equipment

© Copyright 2025 **Maruti Suzuki India Limited**. All rights reserved.
No part of this manual can be reproduced in any manner whatsoever or transmitted
in any form or by any means without prior written consent of Maruti Suzuki India Limited.

FOREWORD

The digital Owner's Manual is an essential part of your vehicle a rich document which familiarizes you with the vehicle by providing information such as features, warnings, operations and equipment description etc. Please read this manual carefully before operating your new MARUTI SUZUKI vehicle and review the manual from time to time. It is recommended to download this manual (from "Maruti Suzuki Rewards" mobile application with your registered mobile number) and save a soft copy of the same for easy access all times. Please visit MARUTI SUZUKI authorised workshop for availing any service.

To prolong the life of your vehicle and reduce maintenance cost, the periodic maintenance must be carried out according to "PERIODIC MAINTENANCE SCHEDULE" described in "INSPECTION AND MAINTENANCE" section of this manual. It is essential for preventing trouble and accidents to ensure your satisfaction and safety.

Daily inspection and care as per "DAILY INSPECTION CHECKLIST" described in the "OPERATING YOUR VEHICLE" section of this manual is essential for prolonging the life of the vehicle and for safe driving.

Vehicle and the available features/accessories therein should be used and plied by the owner/user in accordance with the applicable legal requirements.

MARUTI SUZUKI INDIA LIMITED believes in conservation and protection of Earth's natural resources.

To that end, we encourage every vehicle owner to recycle, trade-in or properly dispose of, as appropriate, used Engine Oil, coolant and other fluids, batteries and tyres etc.

MARUTI SUZUKI INDIA LIMITED

All information in this manual is based on the latest product information available at the time of publication. Due to improvements or other changes, there may be discrepancies between information in this manual and your vehicle. MARUTI SUZUKI INDIA LIMITED reserves the right to make production changes at any time, without notice and without incurring any obligation to make the same or similar changes to vehicles previously built or sold.

This vehicle may not comply with standards or regulations of other countries. Before attempting to register this vehicle in any other country, check all applicable regulations and make any necessary modifications.

IMPORTANT

▲ WARNING/ ▲ CAUTION/NOTICE/ NOTE

Please read this manual and follow its instructions carefully. To emphasize special information, the symbol and the words **WARNING**, **CAUTION**, **NOTICE** and **NOTE** have special meanings. Pay particular attention to messages highlighted by these signal words:

▲ WARNING

Indicates a potential hazard that could result in death or serious injury.

▲ CAUTION


Indicates a potential hazard that could result in minor or moderate injury.

NOTICE

Indicates a potential hazard that could result in vehicle damage.

NOTE:

Indicates special information to make maintenance easier or instructions clearer.



75F135

The circle with a slash in this manual means “Don’t do this” or “Don’t let this happen”.

NOTE:

- Words like *car*, *model/variant* are invariably used in this manual to denote the “Vehicle”.
- Pictorial representations used in this manual are for reference purposes only.

MODIFICATION WARNING

▲ WARNING

Do not modify your vehicle. Modification could adversely affect safety, handling, performance, or durability and may violate governmental regulations. In addition, damage or performance problems resulting from modification shall not be covered under warranty.

NOTICE

Improper installation of mobile communication equipment such as cellular telephones, CB (Citizen’s Band) radios may cause electronic interference with your vehicle’s ignition system, resulting in vehicle performance problems. Consult your Maruti Suzuki authorised workshop or qualified service technician for advice on installing such mobile communication equipment.

NOTICE

The diagnostic connector of your vehicle is prepared only for the specific diagnostic tool for inspection and service purpose. Connecting any other tool or device may interfere with electronic parts operations and cause running out of batteries.

“WARNING”



Vehicle may **break-down**, meet with an **accident** or **catch fire** due to

1. Installation of
 - High wattage bulbs
 - Non genuine lamps / horns
 - Modified suspension / wheels
 - Non genuine parts / accessories etc.
2. Retrofitment of LPG / CNG fuel systems/kits.
3. Usage of domestic LPG.
4. Short circuiting due to tampering of wiring harness.

CAUTION: DO NOT STORE OR CARRY INFLAMMABLE MATERIALS IN THE VEHICLE.



Avoid driving into or starting the vehicle in a heavily water logged area. Vehicle may **break-down** or **engine may fail** due to

1. Water entry into the engine (which may lead to hydrostatic lock).
2. Short circuiting of the electrical systems.

If the vehicle is stuck in deep water, do not start / crank the vehicle until the level of water drops below the level of exhaust pipe.

NOTE:

IF THE VEHICLE IS SUBMERGED IN WATER, REPORT TO THE NEAREST AUTHORIZED WORKSHOP.

“CAUTION”

1. Retro-fitment of LPG / CNG kit may deteriorate vehicle performance, reduce engine & engine related component's life and also warranty will be null and void for such vehicles.
2. Do not use domestic LPG/LPG cylinder for your factory fitted LPG vehicles.
3. Usage of domestic LPG for running vehicles is prohibited as per law.
4. Do not remove company fitted LPG/CNG kit to install some other kit. It may affect vehicle performance and may cause fire.
5. Drive slowly on wet roads. Tires may slip while braking at higher speeds due to aquaplaning.(reduced contact area between tire and road due to presence of water)
6. Do not leave engine running in garages or confined areas, with passengers inside. This may result in accumulation of carbon-monoxide in cabin and may lead to suffocation or breathing problems.
7. Do not park vehicle on dry leaves or grass. This may lead to fire due to hot catalytic converter, igniting the dry leaves/grass.
8. If the vehicle is equipped with CNG/LPG, ensure availability of fire extinguisher in the vehicle all the time.
9. Always wear seat belt at all the times.
10. Do not use mobile phone while driving.
11. Avoid Smoking in the car, live bud thrown in car may cause fire.
12. Do not put any body part under the vehicle when it is supported on a Jack.
13. Do not use non-genuine accessories in your vehicle.
14. Do not fit accessories from unauthorized workshops/sources.
15. Usage of non-approved electrical accessories in your vehicle may result in spark, fire or personal injury.
16. Do not use camphor, incense sticks inside cabin room. Doing so may cause fire.
17. Avoid usage of cellular phones while refueling. Electric current and/or electronic interference from cellular phones can potentially ignite fuel vapors and cause fire.
18. Avoid entry inside vehicle immediately once after you have begun refueling. You can generate a build up of static electricity by touching, rubbing or sliding against any item or fabric capable of producing static electricity. Static electricity discharge can ignite fuel vapors and may causing a fire.
19. Do not check the engine room / open the hood near the fire area (Outside the vehicle). Fuel, washer fluid, etc. are flammable oils that may cause fire.
20. Avoid driving when vehicle has met with an accident . Before driving, Please contact with authorized MSIL dealership.

To experience and use the Digital Owner's Manual, download Maruti Suzuki app



Maruti Suzuki Rewards app ensures a hassle free car ownership experience. Get easy access to all the services and information you need by downloading the app



How to download Owners manual from Maruti Suzuki application

Step 1: Download "Maruti Suzuki Rewards" application from apple app store / google play store on your mobile phone

Step 2: Input registered mobile number and the OTP received from SMS

Step 3: Select "S-Assist BOT" icon and click "View Owner's Manual" to access digital Owner's Manual

Step 4: Click "Down Arrow" download and save Owner's Manual on your mobile phone

Now, the Owner's Manual is available on your mobile phone for reference at all times.

(For assistance, contact Maruti Suzuki authorised workshop)

WARRANTY POLICY

Maruti Suzuki India Limited (hereinafter called “Maruti Suzuki”), warrants that each new Maruti Suzuki vehicle distributed in India by Maruti Suzuki and sold by a Maruti Suzuki authorized dealer will be free, under normal use and service, from any defects in material and workmanship at the time of manufacture SUBJECT TO THE FOLLOWING TERMS AND CONDITIONS:

(1) Qualification:

To qualify for this warranty the vehicle must be delivered by a Maruti Suzuki authorized dealer and set-up, and serviced by a Maruti Suzuki authorized workshop.

(2) Term:

The term of the warranty shall be Thirty-Six (36) months or 1,00,000 kilometers (whichever occurs first) from the date of invoice to the first owner.

NOTE:

Maruti Suzuki offers warranty for the below parts in vehicle, if equipped, as follows:

- Lithium-ion battery, Integrated Starter Generator (ISG), Hybrid ECU, Inverter / Converter Unit, Power Management ECU - Sixty (60) months or 1,00,000 kilometers (whichever occurs first).
- Hybrid Electric Vehicle (HEV) Battery- Ninety six (96) months or 1,60,000 kilometers (whichever occurs first).

(3) Maruti Suzuki Warranty Obligation:

If any defect(s) should be found in a Maruti Suzuki vehicle within the term stipulated above, Maruti Suzuki’s only obligation is to repair or replace at its sole discretion any part shown to be defective, with a new part or the equivalent at no cost to the owner for parts or labour, when Maruti Suzuki acknowledges that such a defect is attributable to faulty material or workmanship at the time of manufacture. Such defective parts, which have been replaced, will become the property of Maruti Suzuki. The owner is responsible for any repair or replacements which are not covered by this warranty. The decision of Maruti Suzuki shall be final & binding.

(4) Limitation:

This warranty shall not apply to:

- (a) Normal maintenance service required other than the three free services, including without limitation, oil and fluid changes, Consumables, headlight aiming, fastener retightening, wheel balancing, wheel alignment and tyre rotation, cleaning of injectors, adjustments of clutch and valve clearance.
- (b) The normal wear of parts including without limitation, bulbs, tyres* and tubes, spark plugs, belts, hoses, filters, wiper blades, brushes, contact points, fuses, clutch disc, brake shoes, brake pads, cable and all rubber parts (except oil seal and glass run).
- (c) Any vehicle which has been used for competition, rallies or racing.
- (d) Any repairs or replacement arising from accidents or collision.

(* - If there is a complaint related to tyre, the customer may contact respective tyre manufacturer.)

-
- (e) Any defect/ damage caused by misuse, negligence, abnormal use, insufficient care, vandalism, theft, riot, fire, flooding - not limited to entry of water in the components resulting in engine seizure, hydrostatic lock, etc. or external damages to the body/ components.
 - (f) Any damage resulting due to usage of adulterated fuel/ lubricants/ oil/ coolant/ fluids/ polishing products and fuel/ lubricants/ oil/ coolant/ fluids used other than those specified in the Owner's Manual.
 - (g) Any vehicle which has been modified or altered, including without limitation, the installation of performance accessories, enlargements of lights, other changes and external/ consequential reasons.
 - (h) Any vehicle on which parts or accessories not approved by Maruti Suzuki (Non-MSG, Non-MSGP) have been used.
 - (i) Any vehicle which has not been operated in accordance with the operating instructions in this Owner's Manual and Service Booklet.
 - (j) Any vehicle which has not received the service inspections prescribed in this Owner's Manual and Service Booklet.
 - (k) Any vehicle which has been assembled, disassembled, adjusted or repaired by other than a Maruti Suzuki authorized workshop.
 - (l) Any vehicle which has been used for purposes other than what it was designed for.
 - (m) Any damage or deterioration caused by airborne fallout, industrial fallout, acid rain, hail or hail storm, wind storm, lightning, bird droppings, rodents bite / rat bite and such other thing that result in damage to the vehicle.
 - (n) Insignificant defects / noise which do not affect the function of the vehicle including without limitation, sound, vibration and fluid seep.
 - (o) Any natural wear and tear including without limitation, ageing, wear & tear or deterioration such as discoloration, fading, deformation or blurring and fabric discoloration.
 - (p) Installation and usage of domestic LPG gas/LPG Cylinder.
 - (q) V-belts, hoses and gas leaks.
 - (r) Any vehicle retrofitted with LPG/CNG kits.
 - (s) Repainting including patchwork, bodywork and mouldings and interior trims.
 - (t) Corrosion, rusting of body parts and/ or components.
 - (u) Any vehicle on which odometer has been changed unauthorisedly or odometer reading has been modified/ tampered with/ or not matching the service records.
 - (v) The damage(s) caused to the vehicle being unattended despite knowledge that the defect exists and ignorance by the owner/ user of the vehicle.
 - (w) Any damage(s) caused to vehicle including battery/ tyre due to parking of the vehicle in idle condition for long duration of time periods.
 - (x) Any vehicle on which the retro-fitment is not authorized and/ or type approved as per the standards prescribed by the relevant authority including but not limited to Automotive Standards of India.
 - (y) Any vehicle on which the retro-fitment is such which directly or indirectly causes any damage to the vehicle or affects the functions of the vehicle in any manner whatsoever.

(5) Extent of Warranty:

This warranty is the entire written warranty given by Maruti Suzuki for Maruti Suzuki vehicles and no dealer or its or his agent or employee is authorized to extend or enlarge this warranty and no dealer or its or his agent or employee is authorized to make any oral warranty or representation or assurance on behalf of Maruti Suzuki.

Maruti Suzuki reserves the right to add any improvements or change the design of any model at any time with no obligation to make the same changes on units previously sold.

(6) Warranty Service:

To obtain warranty service, the complete vehicle must be presented at the owner's expenses to Maruti Suzuki authorized workshop.

The customer shall be responsible for his belongings or accessories fitted in the vehicle at the time of presenting the vehicle for service and no claim shall be entertained in any manner under any circumstances.

(7) Owner's Warranty Obligations:

NOTICE
The owner shall not use the vehicle in a damaged condition and report the same immediately to the nearest Maruti Suzuki authorized workshop. This would result in early inspection and repair of the vehicle and any possible harm to the person or aggravation of damage to the vehicle can be prevented.

It is responsibility of each owner to:

- Have performed, at his own expenses, by a Maruti Suzuki authorised workshop all the service inspections specified in the Owner's Manual described in "INSPECTION AND MAINTENANCE" section".
- Should you resell the vehicle, please guide the new users/ owners to download this manual (from "Maruti Suzuki Rewards" mobile application with your registered mobile number). Also the soft copy of the manual must be passed on to new users/ owners when resold or otherwise transferred.

If the Owner's Manual is lost due to any reason, the owner or user may download a soft copy of the same (from "Maruti Suzuki Rewards" mobile application with the mobile number) and save it for easy access at any point of time".

(8) Disclaimer of Consequential Damage:

Maruti Suzuki assumes no responsibility for loss of vehicle, loss of time, inconvenience or any other indirect incidental or consequential damage resulting from the vehicle not being available to the owner because of any defect covered by this warranty.

(9) Change of Owner

Even if ownership of the vehicle changes, the remaining warranty period is effective for the new owner.

This Warranty is applicable only in India and not transferable to any other country.

NOTE:

Notwithstanding the warranty obligations, Maruti Suzuki may reuse reworked (refurbished) parts for undertaking rectification of recalled vehicles in terms of applicable laws.

SERVICE STATION GUIDE

1. Fuel (see section 7)
2. Engine hood (see section 7)
3. Tyre changing tools (see section 10)
4. Engine oil dipstick (see section 9)
5. Engine coolant (see section 9)
6. Windshield washer fluid (see section 9)
7. Lead-acid battery (see section 9)
8. Tyre pressure (see Tyre Information Label on driver's door lock pillar)
9. Spare tyre (see section 10)





TABLE OF CONTENTS

QUICK GUIDE	1
FOR SAFE DRIVING	2
BEFORE DRIVING	3
INSTRUMENT CLUSTER	4
OPERATING YOUR VEHICLE	5
ADVICE FOR YOUR DRIVING	6
OTHER CONTROLS AND EQUIPMENT	7
VEHICLE LOADING AND TOWING	8
INSPECTION AND MAINTENANCE	9
EMERGENCY SERVICE	10
APPEARANCE CARE	11
SPECIFICATIONS	12
SERVICE NETWORK	13

QUICK GUIDE

Illustrated Table of Contents	1-1
Warning Lights and Indicators	1-9
Warning Buzzer	1-18



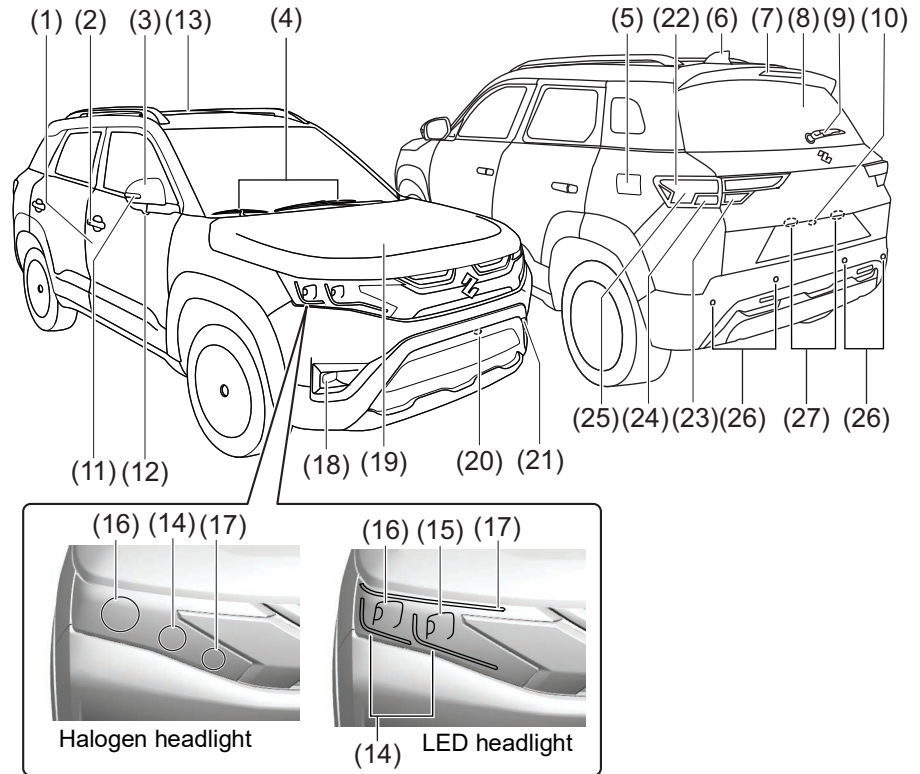
59RN00020

QUICK GUIDE

Illustrated Table of Contents

Exterior

- (1) Door (P.3-3)
- (2) Door Locks (P.3-3)
- (3) Outside Rearview Mirror (P.3-24)
- (4) Windshield Wiper (P.3-36)
- (5) Fuel Filler Cap (P.7-20)
- (6) Radio Antenna (P.7-15)
- (7) High Mount Stop Light (P.9-34)
- (8) Tailgate (P.3-6)
- (9) Rear Window Wiper (if equipped) (P.3-38)
- (10) Rearview Camera (if equipped) (P.5-76)
- (11) Side turn signal light on outside rearview mirrors (if equipped) (P.9-31)
- (12) Side Camera (if equipped) (P.5-51)
- (13) Sunroof (if equipped) (P.7-42)
- (14) Position light (P.9-29)
- (15) Position light and daytime running light (D.R.L.) (if equipped) (P.3-31)
- (16) Headlight (P. 3-28, 9-30)
- (17) Front Turn Signal Light (P.3-34)
- (18) Front Fog Light (if equipped) (P.3-32, 4-50, 9-31)
- (19) Engine Hood (P.7-22)
- (20) Front Camera (if equipped) (P.5-51)
- (21) Towing Eye Cover (P.10-1)
- (22) Brake Light (P.9-31)
- (23) Reversing Light (P.9-33)
- (24) Rear Turn Signal Light (P.3-34, 9-32)
- (25) Tail Light (P.9-31)
- (26) Parking sensor (P.5-71)
- (27) License Plate Light (P.9-28, 9-34)



Interior, Side

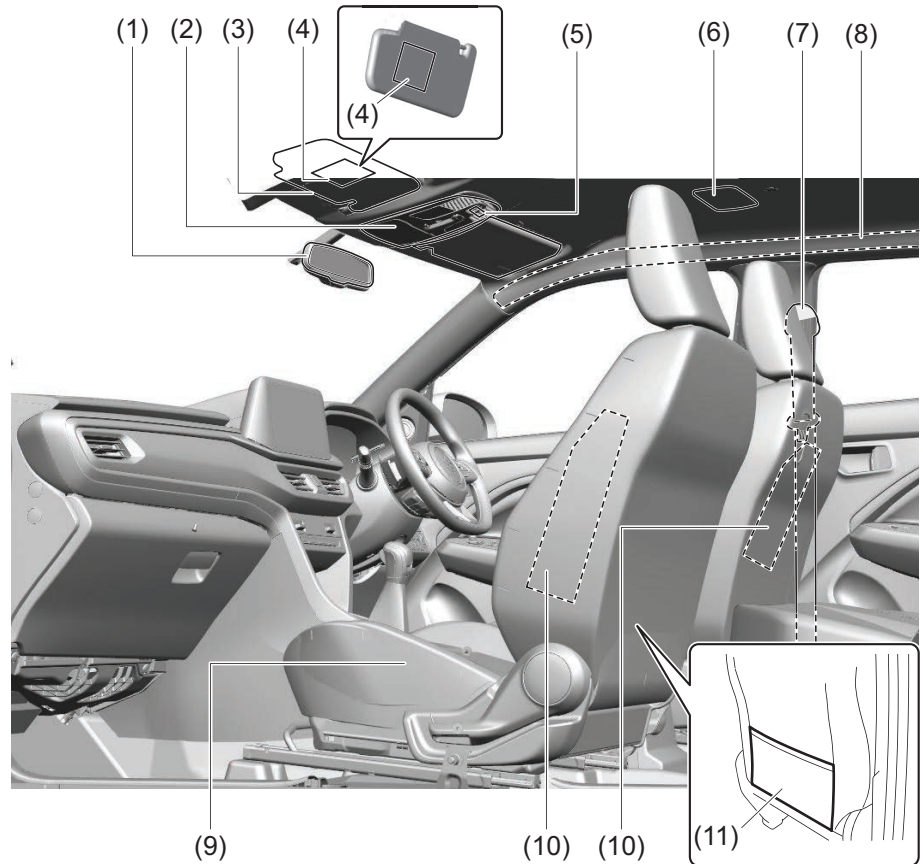
- (1) Inside Rearview Mirror (P.3-23)
- (2) Front Interior Light (P.7-28, 9-35)
- (3) Sun Visor (P.7-25)
- (4) Warning Label for Front Passenger's Front Airbag (P.2-36) *1, *2
- (5) Hands-free microphone (if equipped) (P.7-17)
- (6) Center Interior Light (P.7-28, 9-35)
- (7) Seat Belt (P.2-14)
- (8) Side Curtain Airbag (P.2-34)
- (9) Front Seat (P.2-1)
- (10) Side Airbag (P.2-34)
- (11) Front Seat Back Pocket (if equipped) (P.7-39)

*1: Be sure to read the detailed information in the target page before using a child restraint system.

*2: NEVER use a rearward facing child restraint on a seat protected by an ACTIVE AIRBAG in front of it, DEATH or SERIOUS INJURY to the CHILD can occur.



72M00150

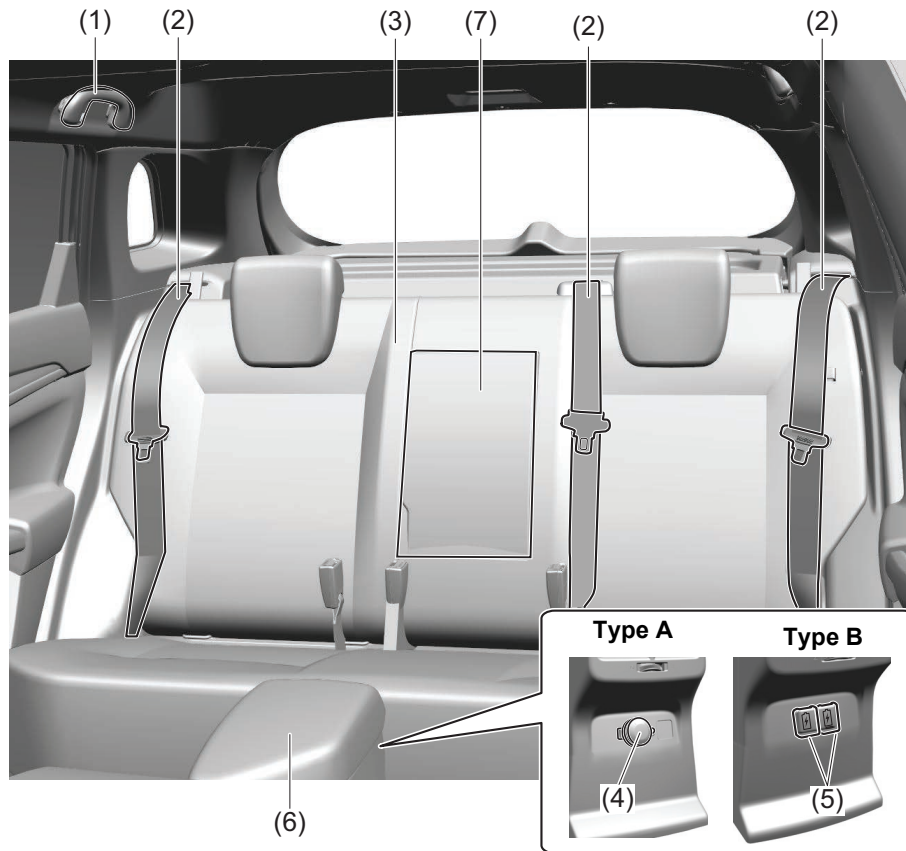


66T010120

QUICK GUIDE

Interior, Rear

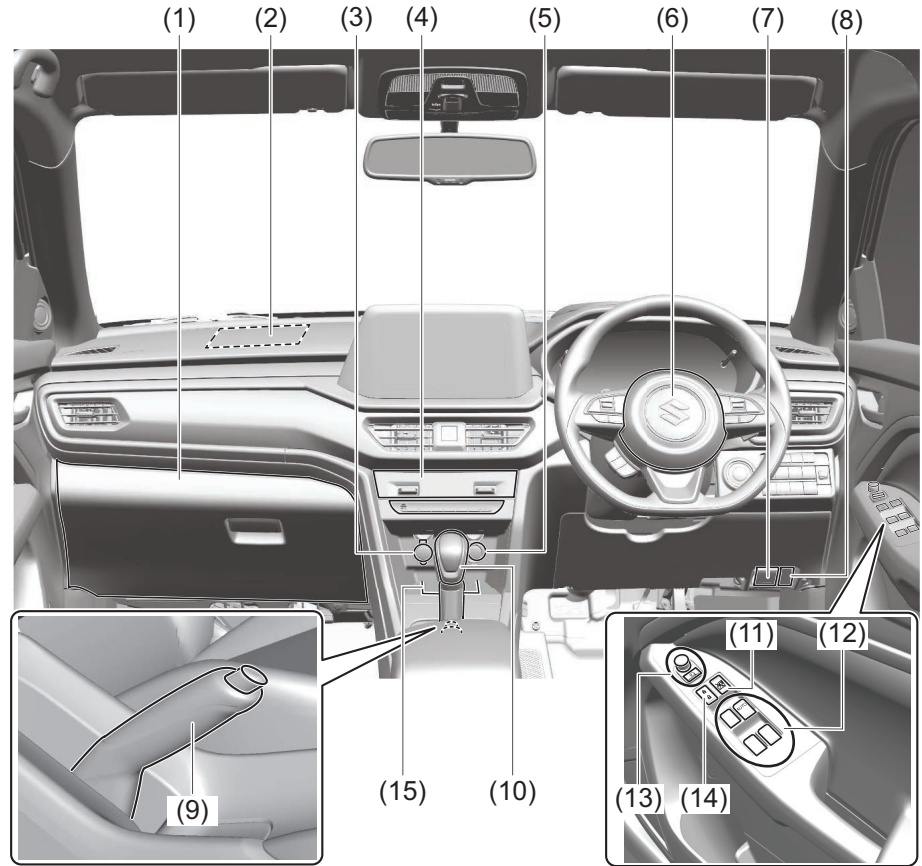
- (1) Assist Grip (P.7-36)
- (2) Seat Belt (P.2-14)
- (3) Rear Seat (P.2-4)
- (4) Accessory Socket (if equipped) (P.7-30)
- (5) USB Charging Socket (if equipped) (P.7-38)
- (6) Front Armrest (if equipped) (P.7-35)
- (7) Rear Armrest (P.7-31)



66T010131

Interior, Front

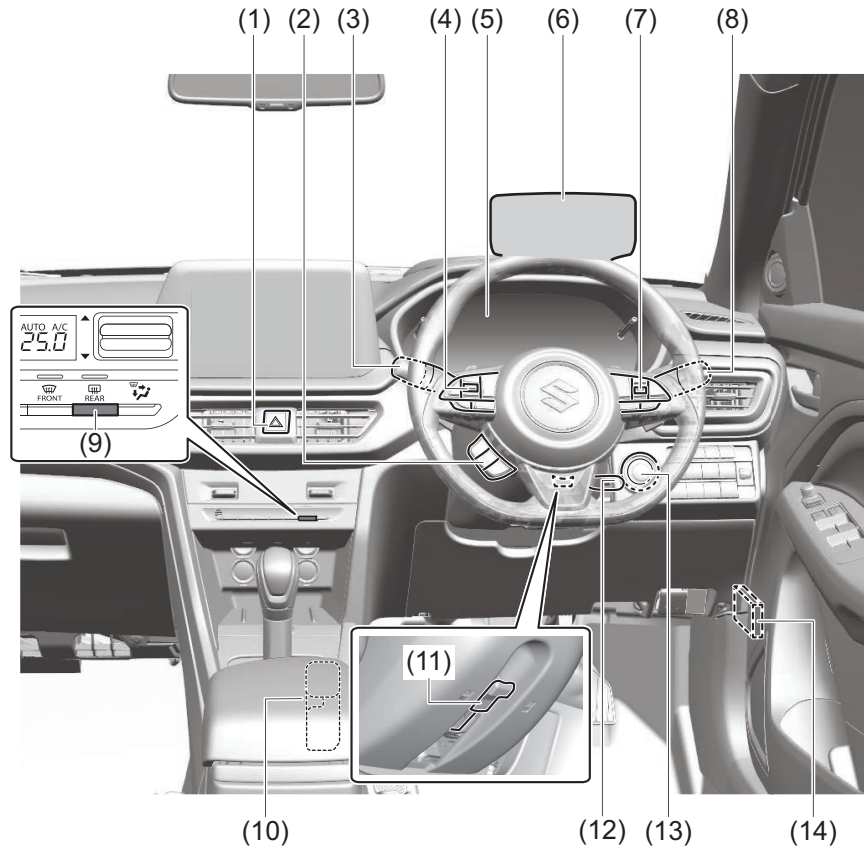
- (1) Glove Box (P.7-34)
- (2) Front passenger's front airbag (P.2-34)
- (3) Accessory socket (P.7-30)
- (4) Heating and Air Conditioning System (P.7-1)
- (5) USB socket (if equipped) (P.7-38)
- (6) Driver's Front Airbag (P.2-34)
- (7) Engine Hood Release Handle (P.7-23)
- (8) Fuel Lid Opener Lever (P.7-19)
- (9) Parking brake Lever (P.5-11)
- (10) Gearshift Lever (P.5-20, 5-22)
- (11) Window Lock Switch (P.3-21)
- (12) Electric Window Control (P.3-20)
- (13) Electric Mirror Control (P.3-24)
- (14) Door Lock Switch (P.3-4)
- (15) Wireless Dock (if equipped) (P.7-47)



QUICK GUIDE

Instrument Panel 1

- (1) Hazard Warning Switch (P.3-35)
- (2) Hands-free switch (if equipped)
(P.7-17)
- (3) Voice recognition switch (if equipped)
(P.7-17)
- (4) Windshield Wiper and Washer Lever
(P.3-36)/
Rear Window Wiper/Washer Switch
(P.3-38)
- (5) Remote Audio Controls (if equipped)
(P.7-16)
- (6) Instrument Cluster (P.4-1, 4-14)
- (7) Head-up Display (if equipped)
(P.5-44)
- (8) Cruise Control Switches (if equipped)
(P.5-42)
- (9) Lighting Control Lever (P.3-28)/
Turn Signal Control Lever (P.3-34)
- (10) Heated Rear Window Switch (P.3-39)
- (11) Drink Holder (P.7-31)
- (12) Tilt / Telescoping (if equipped)
Steering Lock Lever (P.3-38)
- (13) Ignition Switch (vehicle without key-
less push start system) (if equipped)
(P.5-4)
- (14) Engine Switch (vehicle with keyless
push start system) (if equipped)
(P.5-6)
- (15) Fuses (P.9-23)

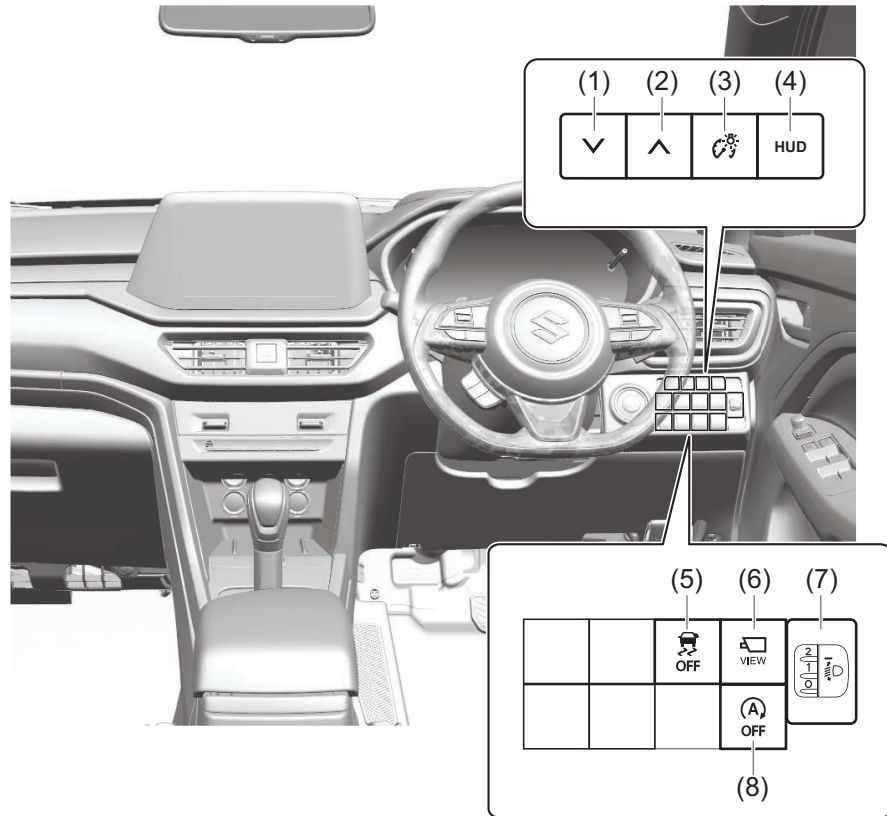


66TM01002

Instrument Panel 2

- (1) Down Switch* (if equipped) (P.5-44)
- (2) Up Switch* (if equipped) (P.5-44)
- (3) Brightness Control Switch* (if equipped) (P.5-47)
- (4) Head-up Display Switch* (if equipped) (P.5-44)
- (5) ESP® OFF Switch (if equipped) (P.5-81)
- (6) Camera Switch (if equipped) (P.5-51)
- (7) Headlight leveling switch (P.3-33)
- (8) ENG A-STOP OFF switch (if equipped) (P.5-41)

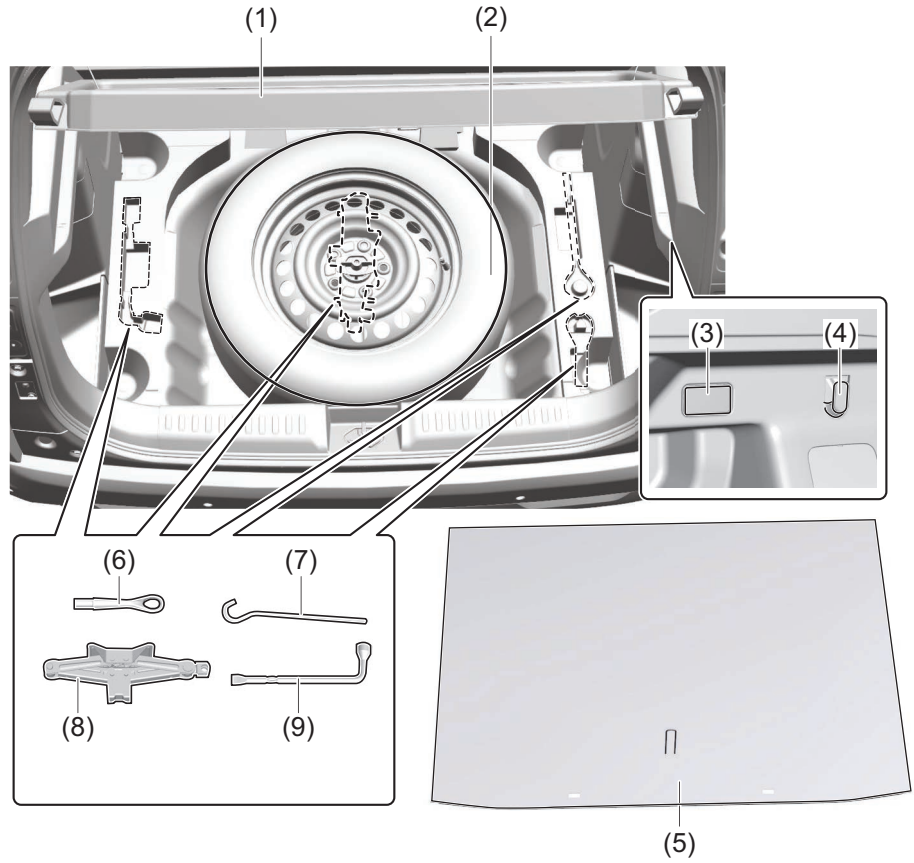
*: For Head-up display



QUICK GUIDE

Luggage Compartment (If equipped)

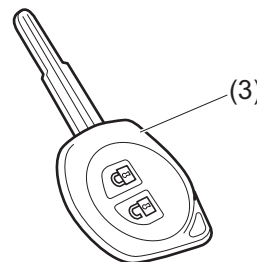
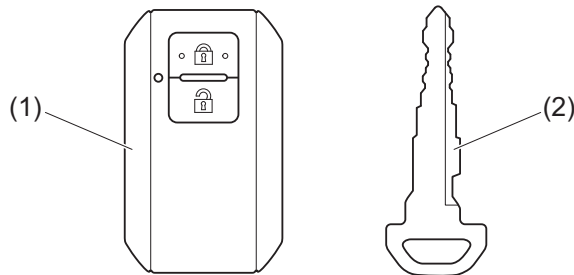
- (1) Luggage compartment cover (if equipped) (P.7-40)
- (2) Spare tyre (P.10-4)
- (3) Luggage compartment light (if equipped) (P.7-29)
- (4) Luggage Compartment Hook (P.7-39)
- (5) Luggage Compartment Carpet (P.7-40)*
- (6) Towing Eye (P.10-1)
- (7) Jack Handle (P.10-4)*
- (8) Jack (P.10-4)*
- (9) Wheel Wrench (P.10-4)*



*NOTE: For CNG variant, please refer CNG supplementary Owner's Manual

Key

- (1) Keyless Push Start System Remote Controller (P.3-11)
Keyless Push Start System (P.5-8)
Starting Engine (P.5-15)
- (2) Keys (P.3-1)
Doors (P.3-3)
- (3) Keyless Entry System Transmitter (P.3-7)
Starting Engine (P.5-14)
Key (P.3-1)
Doors (P.3-3)



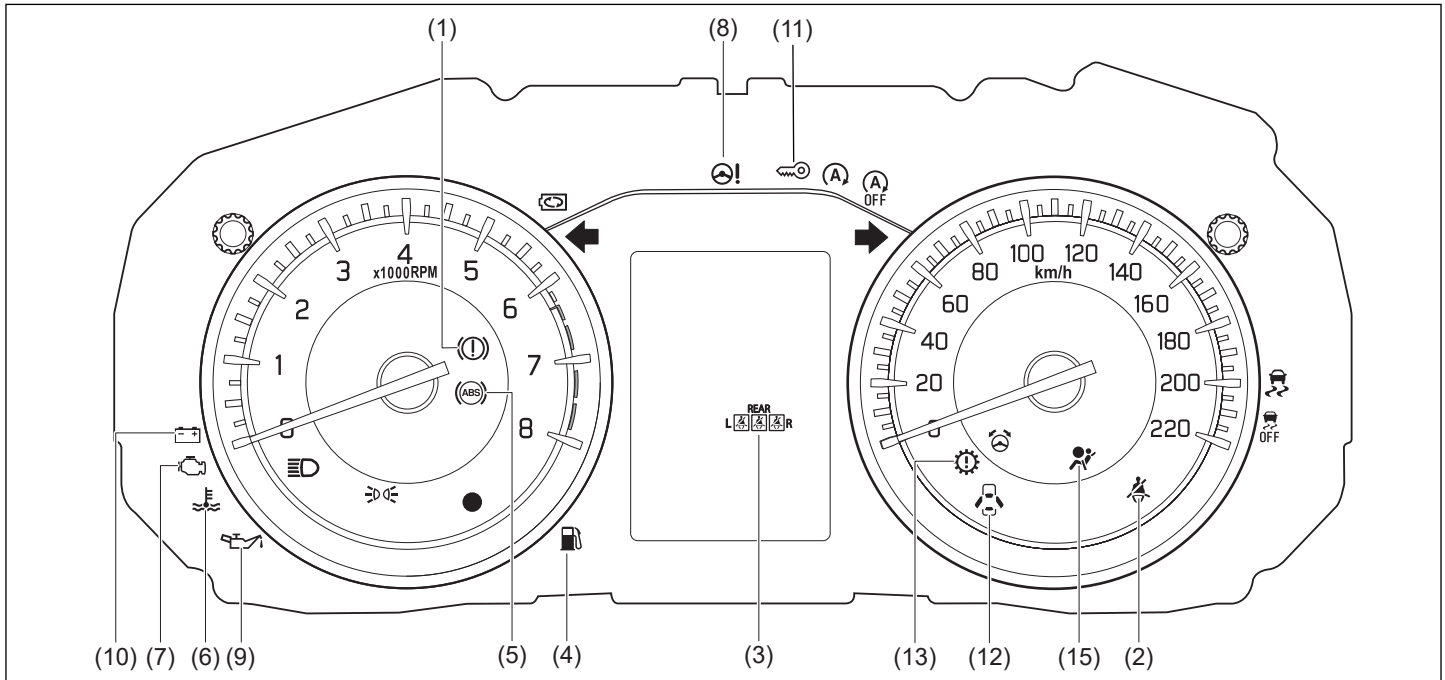
55T010010

QUICK GUIDE

Warning Lights and Indicators

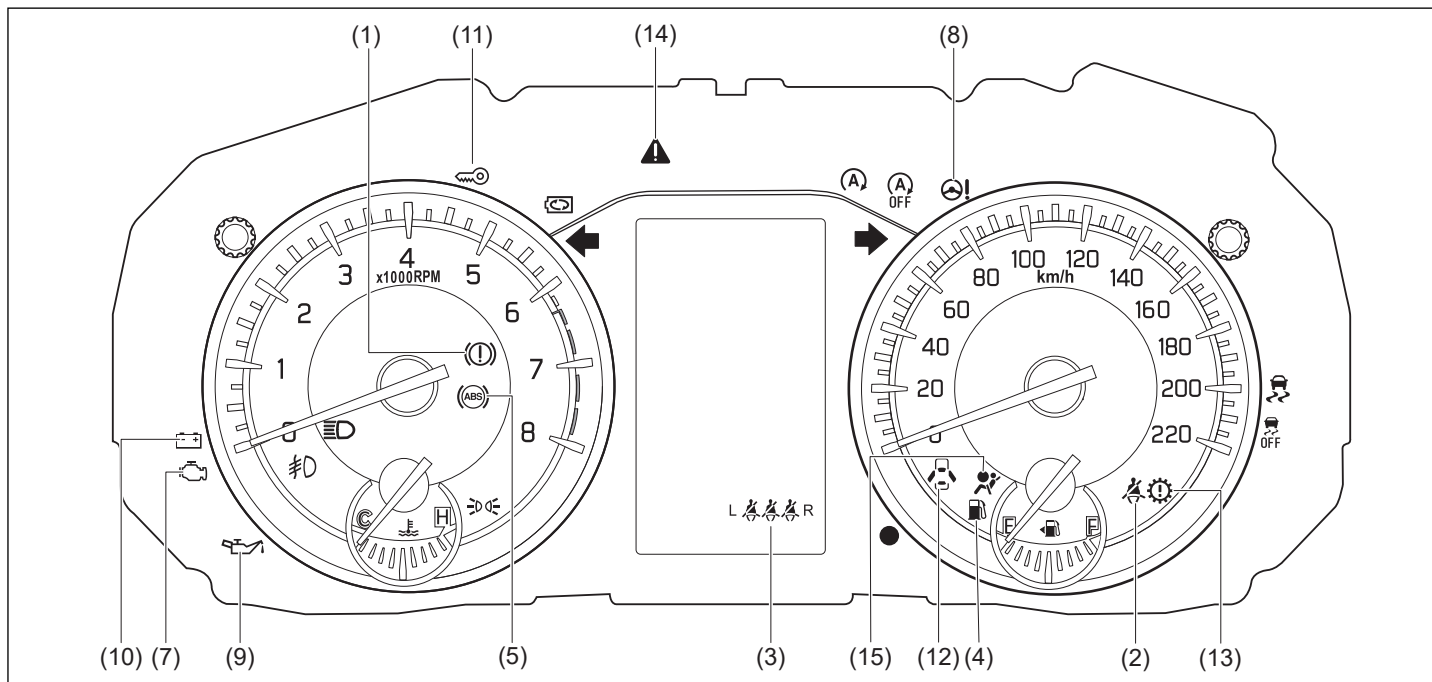
Warning Lights

Instrument cluster (Type A)



66T010181







Instrument cluster (Type B)












66T010191



QUICK GUIDE

- If a warning light continues to be lit or is blinking, there may be a problem with the vehicle or the system. Carefully read the following reference information and consult with a Maruti Suzuki authorized workshop.
- It is considered normal that warning lights and indicators marked with an asterisk (*) are lit when pressing the engine switch to change the ignition mode to ON (i.e., high engine coolant temperature warning light initially lights up in red). If such lights do not light up, consult with a Maruti Suzuki authorized workshop.
- For the ENG A-STOP system (if equipped), there is the particular condition that a warning light or an indicator is lit.

Warning light		Color	Name
(1)		*	Red Brake System Warning Light
(2)			Red Driver's Seat Belt Reminder Light / Front Passengers' Seat Belt Reminder Light
(3)			White Rear Seat Passenger's Seat Belt Reminder Light (Left / Center / Right)
			
(4)			Orange Low Fuel Warning Light
(5)		*	Orange Anti-lock Brake System (ABS) Warning Light

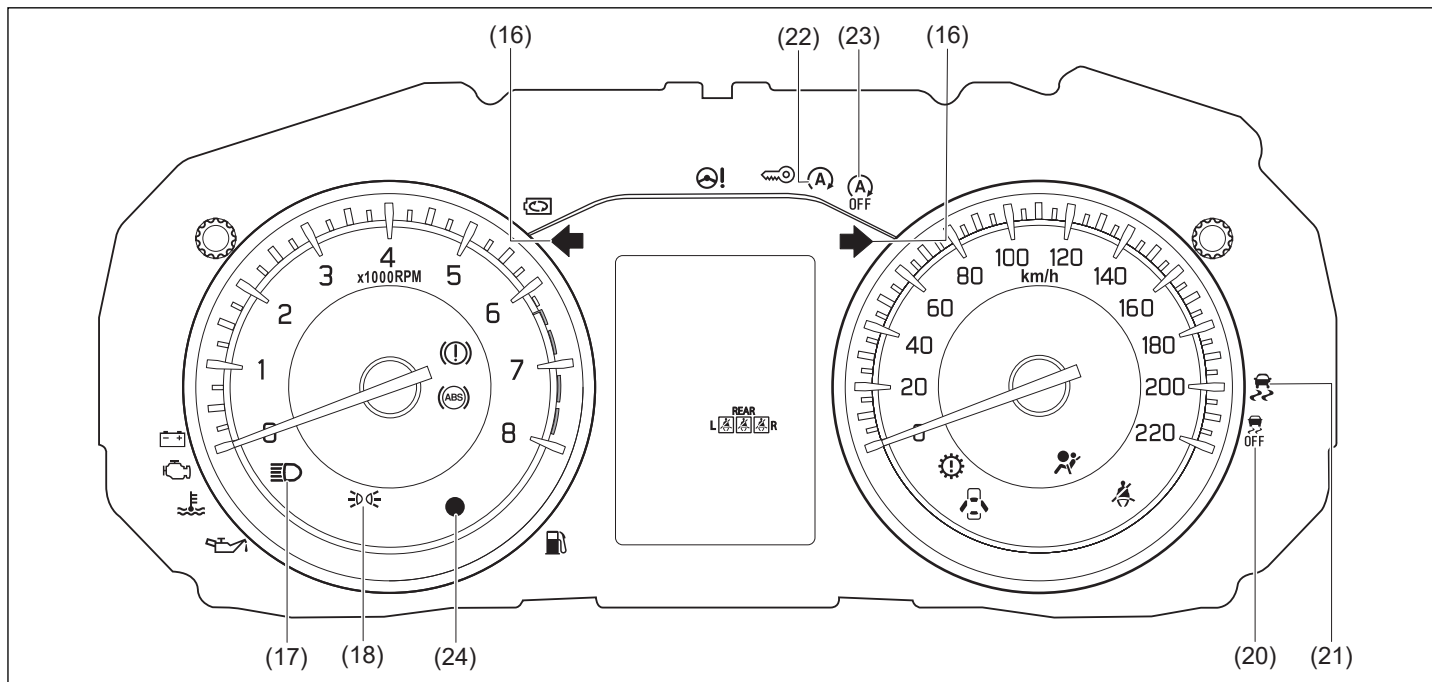
Warning light		Color	Name	
(6)		*	Red	High Engine Coolant Temperature Warning Light
			Blue	Low Engine Coolant Temperature Light
(7)		*	Orange	Malfunction Indicator Light
(8)		*	Orange	Electric Power Steering Light
(9)		*	Red	Engine Oil Pressure Warning Light
(10)		*	Red	Charge Warning Light
(11)		*	Orange	Immobilizer/Keyless Push Start System Warning Light
(12)			Red	Open Door Warning Light
(13)			Orange	Transmission Warning Light (for AGS models)

QUICK GUIDE

Warning light		Color	Name	
(14)		*	Orange	Master Warning Indicator Light (if equipped)
(15)		*	Red	Airbag Warning Light

Indicators

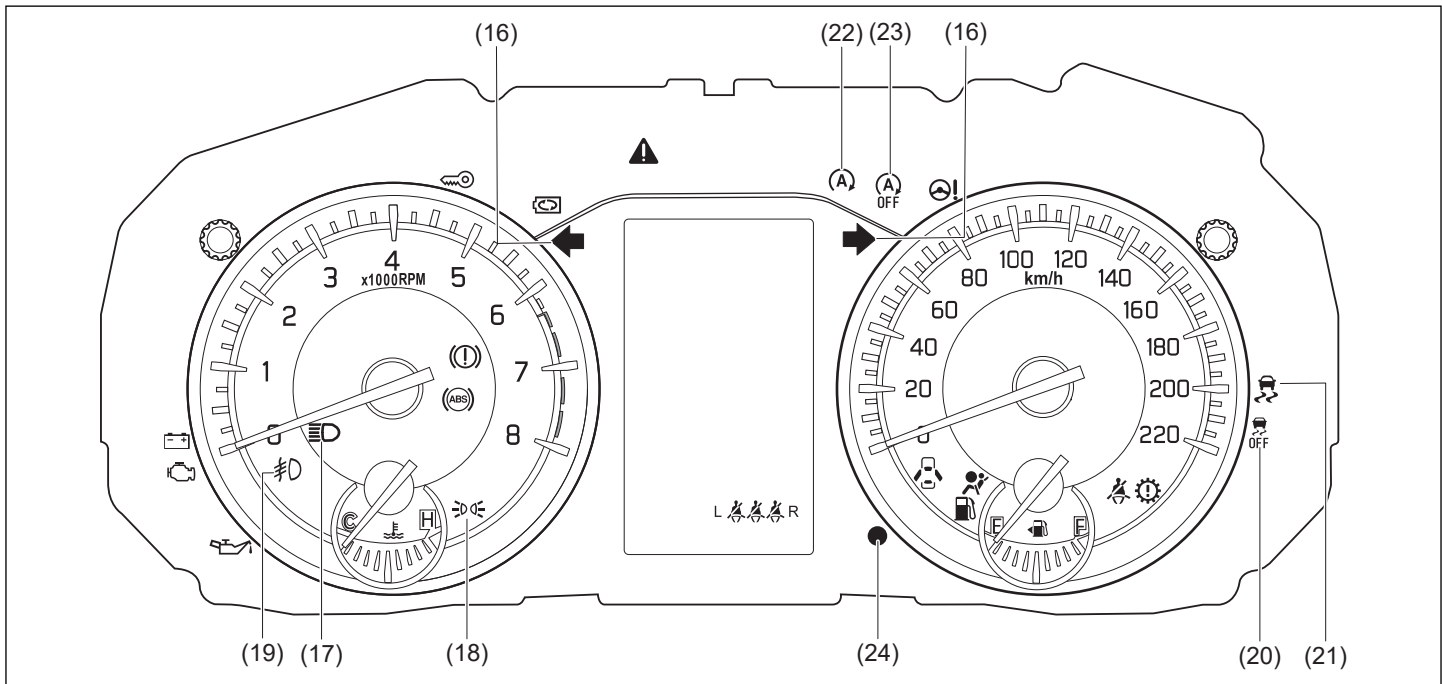
Instrument cluster (Type A)




66T010003

QUICK GUIDE


Instrument cluster (Type B)




66T010004





	Indicator		Color	Name
(16)			Green	Turn Signal Indicators
(17)			Blue	Main Beam (High Beam) Indicator Light
(18)			Green	Illumination Indicator Light
(19)			Green	Front Fog Light Indicator Light
(20)		*	Orange	ESP® OFF Indicator Light (if equipped)
(21)		*	Orange	ESP® Warning Light (if equipped)
(22)		*	Green	ENG A-STOP Indicator Light (If equipped)
(23)		*	Orange	ENG A-STOP OFF Indicator Light (If equipped)

QUICK GUIDE






	Indicator		Color	Name
(24)			Red	Security System Indicator





Warning Buzzer

- *1: The master warning  in the instrument cluster blinks. At the same time, the message will be shown on the information display to inform the driver of the vehicle condition and the remedy.
- *2: The message will be shown on the information display to inform the driver of the vehicle condition and the remedy.




When	Warning buzzer	Instrument cluster	Cause and remedy
When one of the doors is opened	Interior buzzer	 Blinks every 2 seconds	The security system warning is being activated. You can stop the warning by either of the following operations: <ul style="list-style-type: none"> • Unlock the doors using the keyless push start system remote controller or the request switch. • Press the engine switch to change the ignition mode to ON.
	<ul style="list-style-type: none"> • Beeping at short intervals for approx. 10 seconds 		
When the engine switch is pressed to change the ignition mode to ON	Interior buzzer	 Blinks rapidly for approx. 8 seconds	Indicates that a security system has been activated while the vehicle has been parked; check the vehicle to make sure that it is not broken into or nothing is stolen.
	<ul style="list-style-type: none"> • Beeping 4 times 		
	Interior buzzer	*1, *2	The steering wheel lock has not been released. With load not applied, turn the steering wheel to the left or right so as to press the engine switch again.
	<ul style="list-style-type: none"> • Chime (once) 		
When the engine switch is in ON mode	Interior buzzer	 Lights up	The brake fluid is insufficient or the brake system may be faulty. Consult with a Maruti Suzuki authorized workshop.
	<ul style="list-style-type: none"> • Chime (once) 		
	Interior buzzer	 Lights up	The fuel level is low. Refuel soon.
	<ul style="list-style-type: none"> • Chime (once) 		



QUICK GUIDE

When	Warning buzzer	Instrument cluster	Cause and remedy
When driving	Interior buzzer <ul style="list-style-type: none"> • Beeping at short intervals for approx. 95 seconds 	 Blinks *1	The driver does not wear his/her seat belt. Stop the vehicle in a safe place and wear your seat belt. The front or rear passenger(s) does not wear his/her seat belt. Wear the seat belt.
	Interior buzzer <ul style="list-style-type: none"> • Beeping at short intervals for approx. 35 seconds 	 Blinks *1	
		 Blinks *1	
	Interior buzzer <ul style="list-style-type: none"> • 3 beeps repeating at short intervals 	 Lights up *1	
When driving	Interior buzzer <ul style="list-style-type: none"> • Chime (once) 	 Lights up *1	One of the doors is not completely closed. Stop the vehicle in a safe place and close all doors completely.



When	Warning buzzer	Instrument cluster	Cause and remedy
When opening the driver's door	Interior buzzer	 Lights up *1	The headlights or position lights are on. Turn these lights off.
	<ul style="list-style-type: none"> • Continuous beep 		
When the engine switch is pressed to change the ignition mode to LOCK (OFF)	Interior buzzer	*1	You cannot change the ignition mode to LOCK (OFF) because there may be malfunction of the gearshift lever. Consult with a Maruti Suzuki authorized workshop.
	<ul style="list-style-type: none"> • Chime (once) 		
When stopping or reversing the vehicle	Interior buzzer	 or  Indicates	The gearshift lever is in "R" (Reverse) position. Check the gearshift lever position.
	<ul style="list-style-type: none"> • Beeping at short intervals 		
When the engine switch is in ON mode	Interior buzzer	 Blinks every 1 second *1	There may be a problem with the keyless push start system. Ask a Maruti Suzuki authorized workshop to have the system inspected.
	<ul style="list-style-type: none"> • Beeping once 		


QUICK GUIDE

When	Warning buzzer	Instrument cluster	Cause and remedy
When the engine switch operated	Interior buzzer	 Lights up *1	The remote controller may be outside the vehicle or its battery may have become discharged. Bring the remote controller in the vehicle or touch the engine switch with the remote controller.
	<ul style="list-style-type: none"> • Beeping twice 		
When the engine switch is pressed to change the ignition mode to ON or ACC	Exterior and/or interior buzzers	 Blinks *1	When the engine switch was pressed to change the ignition mode to ON or ACC, the remote controller was detected. However, when starting the engine, the remote controller was not detected. Place the remote controller in the interior workable area and then press the engine switch again.
	<ul style="list-style-type: none"> • 5 beeps repeating at short intervals 		
	Interior buzzer		
When one of the door is opened or closed	Exterior and/or interior buzzers	 Blinks *1	The remote controller may be outside the vehicle. Bring the remote controller in the vehicle.
	<ul style="list-style-type: none"> • 5 beeps repeating at short intervals 		
When opening the driver's door	Interior buzzer	-	Press the engine switch to change the ignition mode from ACC to LOCK (OFF).
	<ul style="list-style-type: none"> • Beeping at short intervals 		
	Interior buzzer	-	The steering lock fails to engage due to a fault in the system when the ignition mode is turned to LOCK (OFF) by pressing the engine switch. Have the vehicle inspected by a Maruti Suzuki authorized workshop.
	<ul style="list-style-type: none"> • Continuous short beeps 		

When	Warning buzzer	Instrument cluster	Cause and remedy
When pushing the request switch	Exterior buzzer	–	The engine switch is in ACC or ON mode. Press the engine switch to change the ignition mode to LOCK (OFF).
	• Beeping at short intervals for approx. 2 seconds	–	The remote controller is left inside the vehicle. Take the remote controller outside the vehicle.
		 Lights up *2	Any door (including the tailgate) is open. Close all doors completely
When pushing LOCK button on the remote controller	Interior buzzer	 Lights up *2	Any door (including the tailgate) is open. Close all doors completely
	• Beeping at short intervals for approx. 2 seconds		
When using the shift paddle	Interior buzzer	–	The gear position is not set in the desired position by operating the paddle shift switch. Select the proper gear position for the vehicle speed.
	• 2 beeps at short intervals		

QUICK GUIDE

When	Warning buzzer	Instrument cluster	Cause and remedy
When the engine is stopped automatically by the ENG A-STOP system (If equipped)	Interior buzzer • 2 Beeps	*2	The engine has restarted automatically because either of the following conditions occurred. <ul style="list-style-type: none"> • The difference between the set temperature of the air conditioner and the interior air temperature became big. • The defroster is turned on. • Brake booster vacuum pressure is low. • The battery continues to be discharged. • 2 minutes passed after the engine is automatically stopped by the ENG A-STOP system. • The temperature selector was greatly set toward cool while cooling or greatly set toward hot while heating.
	Interior buzzer • 2 Beeps	–	The engine stalled because the hood is opened after the engine is stopped automatically. To restart the engine, follow the procedure below. <ol style="list-style-type: none"> 1) Set the parking brake firmly, and then place the gearshift lever in the “P” position. 2) Securely close the engine hood. 3) Press the engine switch to restart the engine.
	Interior buzzer • 5 beeps	 or  Lights up *2	The engine has restarted automatically because either of the following operations was performed. <ul style="list-style-type: none"> • The driver’s seat belt is unfastened. • The driver’s door is opened. <p>Before driving, close the door and buckle the seat belt. In addition, before getting out of the vehicle, follow the procedure below.</p> <ol style="list-style-type: none"> 1) Set the parking brake firmly, and then place the gearshift lever in the “P” position. 2) When the vehicle will be stopped for a long time or when you will leave the vehicle unattended, press the engine switch to stop the engine.

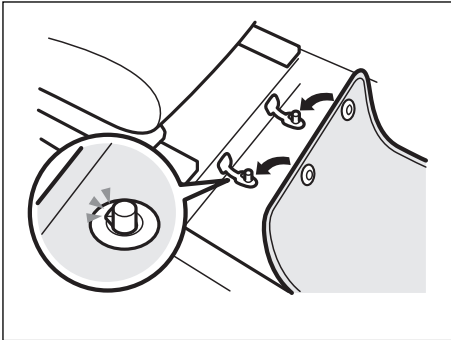


65D231S

FOR SAFE DRIVING

Driver's Seat Floor	2-1
Front Seats	2-1
Rear Seats	2-4
Safety for Child	2-7
Seat Belts and Child Restraint Systems	2-11
Seat Belt	2-14
Seat Belt Pretensioner System (Only for Front Seat)	2-21
Seat Belt Force Limiter System (Only for Front Seat)	2-23
Child Restraint Systems	2-23
Supplemental Restraint System (Airbags)	2-36
When Driving the Vehicle with SRS Airbag System	2-38
Handling for Airbags	2-42
Function of Airbags	2-45
When Starting the Engine	2-52
When Loading the Luggage	2-53

Driver's Seat Floor Floor Mats



60MK020

To prevent the driver's side floor mat from sliding forward and possibly interfering with the operation of the pedals, MARUTI SUZUKI genuine floor mats are recommended.

Whenever you put the driver's side floor mat back in the vehicle after it has been removed, be sure to hook the floor mat grommets to the fasteners and position the floor mat properly in the footwell.

When you replace the floor mats in your vehicle with a different type such as all-weather floor mats, we highly recommend using MARUTI SUZUKI genuine floor mats for proper fitting.

WARNING

Failure to take the following precautions may result in the driver's side floor mat interfering with the pedals and causing a loss of vehicle control or an accident.

- Make sure that the floor mat grommets are hooked to the fasteners.
- Never stack floor mats.
- Never use a floor mat which does not fit the floor as the same may cause hindrance/damage in vehicle and its functioning.
- Never use damaged floor mats.

Clearing the Floor



WARNING

Do not leave empty cans, etc. at your feet. These objects may interfere with pedal operation and cause accidents.

Front Seats

Seat Adjustment

WARNING

- Never attempt to adjust the driver's seat or seatback while driving. The seat or seatback could move unexpectedly, causing loss of control. Make sure that the driver's seat and seatback are properly adjusted before you start driving.
- To avoid excessive seat belt slack, which reduces the effectiveness of the seat belts as a safety device, make sure that the seats are adjusted before the seat belts are fastened.
- All seatbacks should always be in an upright position when driving, or seat belt effectiveness may be reduced. Seat belts are designed to offer maximum protection when seatbacks are in the upright position.
- If you place a cushion, etc. between the seatback and your back, you may not be able to drive the vehicle in a correct posture. Also, the seat belt and the head restraint may not provide the best performance. This may cause severe injury in an accident.

(Continued)

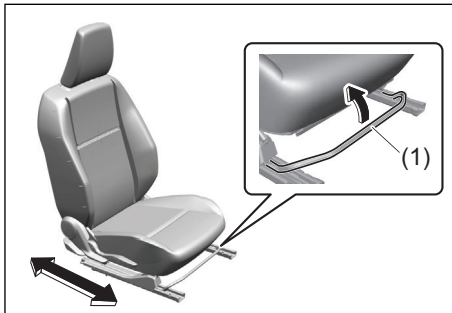
⚠ WARNING

(Continued)

Do not place a cushion, etc. between the seatback and your back.

- Do not place any object under the front seat. If an object gets stuck under the front seat, the seat shall not be latched properly and may cause injury. Also the lithium-ion battery located under the front left side seat, in a model equipped with ENG A-STOP system, will be damaged.
- Do not leave cigarette lighters or spray cans on the floor. If a cigarette lighter or spray can is on the floor, it may light accidentally when luggage is loaded or the seat is adjusted, causing a fire.

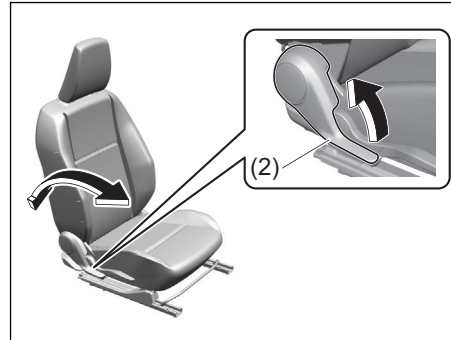
Adjusting Seat Position



66T010020

Seat position adjustment lever (1)

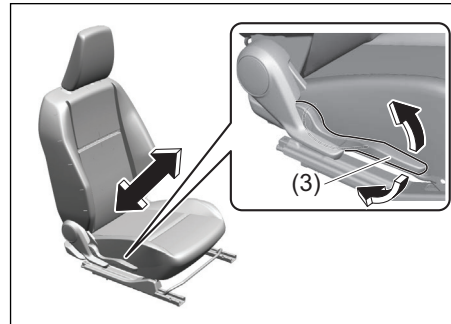
Pull the lever up and slide the seat.



66T010030

Seatback angle adjustment lever (2)

Pull the lever up and move the seatback.



66T010040

Seat height adjustment lever (3) (if equipped)

Pull the lever up to raise the seat. Push the lever down to lower the seat.

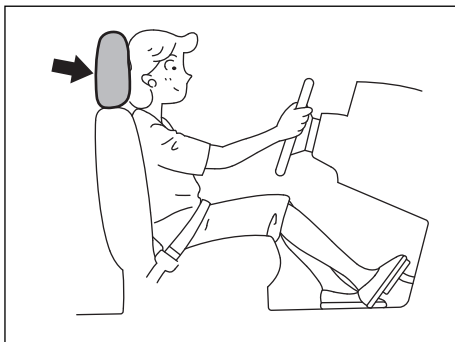
After adjustment, move the seat and seatback back and forth to check if it is securely latched.

NOTE:

To operate the seat back smoothly, pull the seat back adjustment lever (2) in upward direction. Ensure to move seat back only after lever is moved to fully up position. After adjustment of seat back, release the lever gently. Check that seat back is locked by moving it forward and backward.

FOR SAFE DRIVING

Head Restraints



63J246

Head restraints are designed to help reduce the risk of neck injuries in the case of an accident. Adjust the head restraint to the position which places the center of the head restraint closest to the top of your ears. If this is not possible for very tall passengers, adjust the head restraint as high as possible.

WARNING

- If you drive the vehicle with the head restraint removed, a passenger's backward tilting cannot be prevented in a collision from the backward and the impact to a passenger's head cannot be reduced in a sudden braking or a collision. This may cause severe injury.

(Continued)


WARNING

(Continued)

- **Never drive the vehicle with the head restraints removed.**
- **If the head restraint is installed back to front or it is not installed securely, the head restraint may not provide the best performance in case of emergency, resulting in severe injury.**
- **If the head restraint is installed back to front, you cannot adjust the height and install it securely. Make sure to install the head restraint securely in the right direction.**
- **Being distracted by head restraint adjustment could lead to an accident. Do not attempt to adjust the head restraint while driving.**

NOTE:

It may be necessary to recline the seat-back to provide enough overhead clearance to remove the head restraint.



66T010050

To raise the front head restraint, pull upward the head restraint until it clicks. To lower the head restraint, push down the head restraint while holding in the lock button (1). If a head restraint must be removed (for cleaning, replacement, etc.), push in the lock button (1) and pull the head restraint all the way out.

Rear Seats

Head Restraints (if equipped)

Head restraints are designed to help reduce the risk of neck injuries in the case of an accident.

⚠ WARNING

- If you drive the vehicle with the head restraint removed, a passenger's backward tilting cannot be prevented in a collision from the backward and the impact to a passenger's head cannot be reduced in a sudden braking or a collision. This may cause severe injury. Never drive the vehicle with the head restraints removed.
- If the head restraint is installed back to front or it is not installed securely, the head restraint may not provide the best performance in case of emergency, resulting in severe injury. If the head restraint is installed back to front, you cannot adjust the height and install it securely. Make sure to install the head restraint securely in the right direction.
- Being distracted by head restraint adjustment could lead to an accident. Do not attempt to adjust the head restraint while driving.

(Continued)

⚠ WARNING

(Continued)

- If you try to install a child restraint system and it touches the head restraint, a child may be severely injured in a collision. When you install a child restraint system, adjust the height of the head restraint as high as possible or remove the head restraint for avoiding that the child restraint system touches the head restraint.

⚠ CAUTION

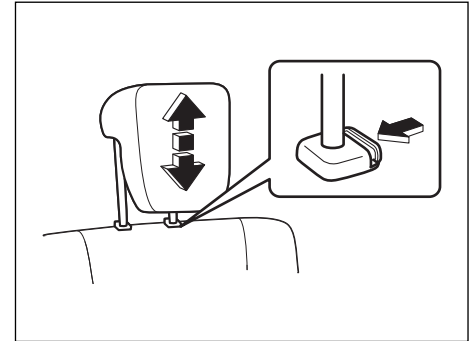
If you leave the removed head restraint in the vehicle, it may jump out and hit passengers or objects, resulting in injury or damage. Do not leave the removed head restraint in the vehicle.

NOTE:

It may be necessary to fold forward the seatback to provide enough overhead clearance to remove the head restraint.

Adjust the head restraint to the position which places the center of the head restraint closest to the top of your ears. If this is not possible for very tall passengers, adjust the head restraint as high as possible.

Rear



61MM0A033

To raise the rear head restraint, pull upward on the restraint until it clicks. To lower the restraint, push down on the restraint while holding in the lock lever. If a head restraint must be removed (for cleaning, replacement, etc.), push in the lock lever and pull the head restraint all the way out.


When installing a child restraint system, adjust the height of the head restraint or remove it for fitting the child restraint system, as necessary.

FOR SAFE DRIVING

Folding Rear Seats

The rear seat(s) of your vehicle can be folded forward to provide additional cargo space.

To fold the rear seats forward:



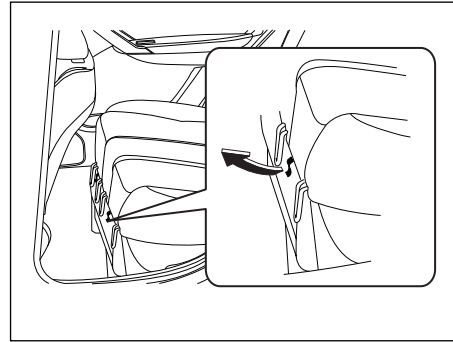
66T010061

- 1) Hook the webbing of the outboard lap-shoulder belts in the belt hangers.

NOTICE

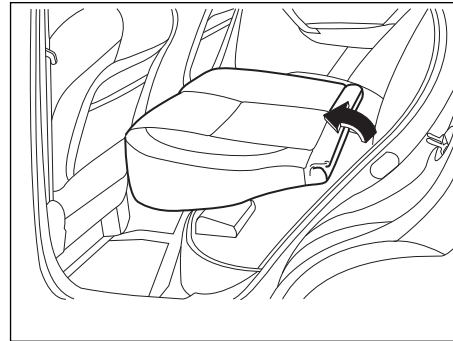
- When you move a seatback, make sure the belt webbing is hooked in the seat belt hangers so the seat belts are not caught by the seatback, seat hinge, or seat latch. This helps prevent damage to the belt system.
- Make sure the belt webbing is not twisted.
- When fold the seat back, make sure all the belt latch plate is out from the belt buckles. It may damage the seat back and seatbelt.

- 2) Set the front seat back to upright position and if necessary, slide the front seat forward.

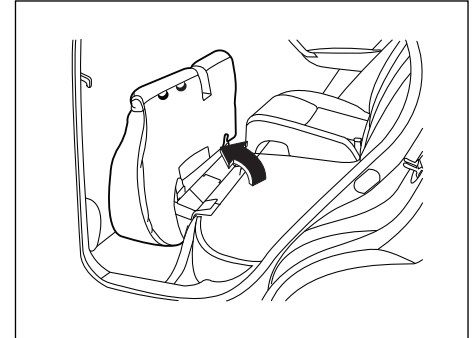


82PH02021

- 3) Lift the front portion of the seat cushion.

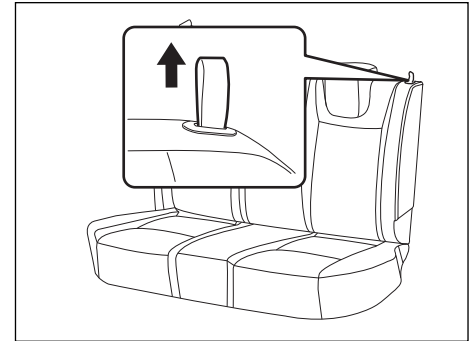


82PH02026



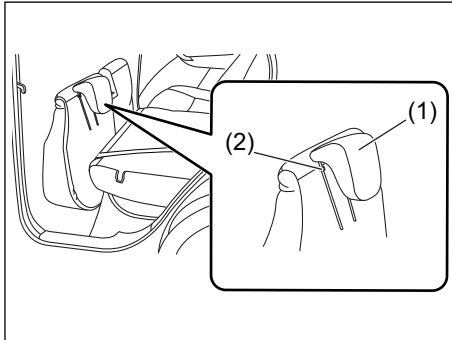
66T010070

- 4) Lift the rear portion of seat cushion to upright position.
- 5) Remove the head restraint (if equipped) from the seatback(s).



82PH02023

- 6) Pull up the release straps on the top of the seat(s), and fold the seatback forward.



66T010080

- 7) Insert the head restraint(s) (if equipped) rod (1) into the loop (2) provided on the cushion(s).

NOTICE

After folding the rear seatback forward, do not allow any foreign material to enter the lock slot. This may cause damage to the inside of the lock and prevent the seatback from being locked securely.

⚠ WARNING

If you need to carry cargo in the passenger compartment with the rear seat back folded forward, be sure to secure the cargo or it may be thrown about, causing injury. Never pile cargo higher than the seatbacks.

To return the seat to the normal position, follow the procedure below.

⚠ WARNING

When returning the rear seatback to the normal position, make sure that there is nothing around the striker. Any foreign materials prevent the seatback from being locked securely.

⚠ CAUTION

When returning the rear seatback to the normal position, be careful that your finger is not caught between the lock and the striker.

NOTE:

When returning the seat(s) to normal position, place the rear safety belt and buckles to proper position. Ensure that the safety belts are not twisted or pinched under the rear seat cushion, it may damage seat belt webbing or harness.



66T010090

- 1) Raise the seatback until it locks into place.

After returning the seat, try moving the seatback to make sure they are securely latched.

⚠ CAUTION

Do not put your hand into the rear seatback lock opening, or your finger may get caught and be injured.

- 2) Install the head restraint(s) (if equipped) on the seat back.
 3) Move the seat cushion to its original position. Push the front part of the seat cushion down to latch it in place.

FOR SAFE DRIVING

▲ CAUTION

If you leave the removed head restraint in the vehicle, it may jump out and hit passengers or objects, resulting in injury or damage. Do not leave the removed head restraint in the vehicle.

NOTICE

- When returning the rear seatback to the normal position, do not allow any foreign material to enter the lock opening. This may prevent the seatback from being locked securely.
- When returning the rear seatback to the normal position, be sure to handle it carefully by hand to avoid any damage to the lock itself. Do not push it by using some material or by applying excessive force.
- As the lock is designed exclusively for securing the rear seatback, do not use it for any other purpose. Incorrect use of it may cause damage to the inside of the lock and prevent the seatback from being locked securely.

Safety for Child

For safety, carefully drive at lower speed than usual.

Place a Child in the Rear Seat



51K0188

- Seat a child next to an adult when possible, and ensure that the child can be visually monitored.
- Select an appropriate child restraint system suitable for the child's age and physical size.

▲ WARNING

- If you do not use the child-proof lock, a child may open a door and the child may be thrown out, resulting in severe injury. To avoid this, use the child-proof lock setting.
- When it is necessary to seat the child who does not need a child restraint system in the front passenger's seat, observe the following point.

(Continued)

▲ WARNING

(Continued)

- Slide the front passenger's seat all the way back. If the front passenger's seat is in a forward position, there is a risk of serious injury due to major impact if the front passenger's seat airbag was to be deployed.



59RN04650

- If a child put a hand out of the window or lean on a door, the child may get severe injury by a strong impact of side or curtain airbag activation. Do not allow a child to put hand out of the window or lean on a door.
- Do not allow the hands or feet, etc., of a child near movable parts inside a vehicle, such as the armrests and the seat rails. Otherwise, there is the possibility of injury.

A Child Needs to Wear Seat Belt



69RHS159

⚠ WARNING

- Do not drive with a child on your lap. Even if you hold the child tightly, proper support is not possible, and in the event of a collision, etc., the child may get serious injury.
- If a child does not wear a seat belt, in a sudden braking and a collision, the child may get serious injury. Be sure to always have a child wear a seat belt.

(Continued)

⚠ WARNING

(Continued)

- If two or more people use a single seat belt, in a sudden braking and a collision, the seat belt may not provide the best performance, resulting in severe injury. Do not allow two or more people to use a single seat belt.



69RHS160

⚠ WARNING

- The seat belts of this vehicle are designed to be suitable for occupants of adult size. If the shoulder strap rests on the neck or chin of a child rather than the shoulder, or if the lap portion of the belt does not rest securely on the hipbone, ensure that the child is seated in a child restraint system placed in the rear seat. Failure to properly use a seat belt may result in serious injury to the child.
- Use a child restraint system securely fastened to the rear seat for any child that cannot hold their head upright or sit on their own.

FOR SAFE DRIVING

Do not Let a Child Play with Seat Belt



69RHS161

⚠ WARNING

If a child play with a seat belt, for example, if the child's body is wrapped by the seat belt, it may cause severe injury such as suffocation. In case of emergency, cut the seat belt with scissors.

Using the Child Restraint System

Refer to "Securing Child Restraint System by Seat Belt" in this section.

An Adult Needs to Open or Close Each Door or Window, and Adjust Seats

Only an adult should open or close each door or window and adjust seats, not to get a child's hands, arms, legs or neck, etc. caught in.



69RHS162

⚠ WARNING

- If the windows are not locked, a child may operate the windows by mistake or the other passengers may be caught in the windows. To avoid unintended operation of the power window by a child, use the window lock switch.

(Continued)

⚠ WARNING

(Continued)

- If you leave the power window in ready condition, it may cause unintended operation of the power window by a child, resulting in an accident.

When you leave the vehicle, make sure to press the engine switch to change the ignition mode to OFF or turn the ignition switch to "OFF" position, keep the key with you and leave the vehicle with your child.

Do not Let a Child Stick His/her Head or Hands out of the Window



69RHS163

⚠ WARNING

Ensure that a child does not put their hands or heads, etc., out the windows. Otherwise, serious injuries due to falling out or sudden braking may occur. Moreover, serious injury could also occur if a child were to come into contact with objects outside the vehicle.

Do not Leave a Child Unattended in the Vehicle




69RHS164

⚠ WARNING

When getting out of the vehicle, do not allow a child to stay in the vehicle without you.

- Unintended and wrong operations by a child may cause a fire or an accident from the vehicle start.
- As the inside temperature of the vehicle will become hot under the blazing sun, a child may suffer from heat stroke or dehydration, resulting in severe health problems or death in the worst case. Even if you turn on the air conditioner, do not leave a child alone in the vehicle.

Do not Place a Child in Luggage Compartment




69RHS165

⚠ WARNING

The luggage areas do not feature a structure that can accommodate people. Do not allow a child to ride in such areas. Otherwise, there is the danger of accidents due to sudden braking, etc. Do not let a child play in luggage areas even while the vehicle is stopped on the road.

Seat Belts and Child Restraint Systems



65D231S

⚠ WARNING

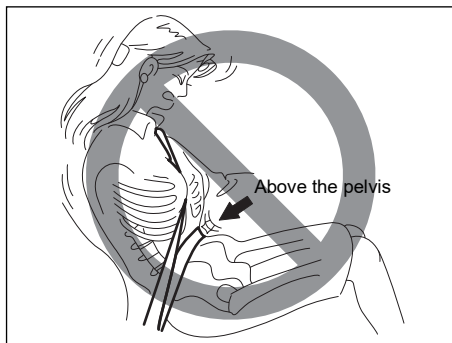
- Wear your seat belts at all times.
- An airbag supplements or adds to the frontal collision protection offered by seat belts. The driver and all passengers must be properly restrained by wearing seat belts at all times, even if driving for a very short distance, whether or not an airbag is mounted at their seating position, to minimize the risk of severe injury or death in the event of a collision.

(Continued)

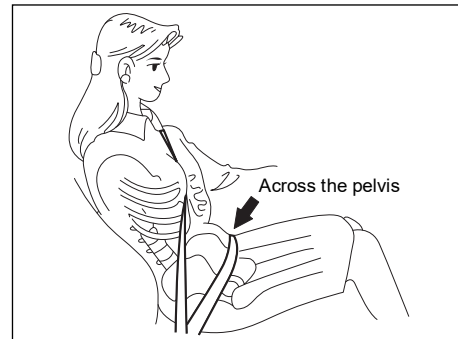
⚠ WARNING

(Continued)

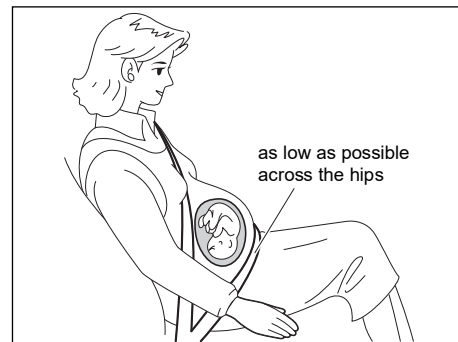
- Do not modify, remove, disassemble seat belts. Doing so may prevent them from functioning properly and cause the risk of severe injury or death in the event of a collision.



59RN02390



59RN02400



59RN02380

⚠ WARNING


- Never allow persons to ride in the cargo area of a vehicle. In the event of an accident, there is a much greater risk of injury for persons who are not riding in a seat with their seat belt securely fastened.
- Ensure that all seat belts are worn correctly. An improperly worn seat belt increases the risk of injury or death if a collision occurs.
- Seat belts should always be adjusted as follows:
 - the lap portion of the belt should be worn low across the pelvis, not across the waist.
 - the shoulder straps should be worn on the outside shoulder only, and never under the arm.
 - the shoulder straps should be away from your face and neck, but not falling off your shoulder.
- Seat belts should never be worn with the straps twisted and should be adjusted as tightly as is comfortable to provide the protection for which they have been designed. A slack belt will provide less protection than a snug belt.

(Continued)

⚠ WARNING

(Continued)

- Check that seat belt latch plate (tongue) is inserted into the proper buckle especially in the rear seats. It is not possible to insert into the wrong buckles in the rear seats.
- Pregnant women should use seat belts, although specific recommendations about driving should be made by the woman's medical advisor. Remember that the lap portion of the belt should be worn as low as possible across the hips, as shown in the illustration.
- Do not wear seat belts over hard, fragile, or sharp items such as pens, keys, eyeglasses, etc in pockets or on clothing. The pressure from seat belt on such items can cause injury in case of an accident.



59RN02440

(Continued)

⚠ WARNING

(Continued)

- Do not hold a child on a passenger's lap. Even if the passenger holds the child tightly, he/she would not be supported enough in the event of an accident and it could result in a serious injury of the child.
- Never use the same seat belt for more than one occupant and never attach a seat belt over an infant or child being held on an occupant's lap. Such seat belt use could cause serious injury in the event of an accident.
- Periodically inspect seat belt assemblies for excessive wear and damage. Seat belts should be replaced if webbing becomes frayed, contaminated or damaged in any way. It is essential to replace the entire seat belt assembly after it has been worn in a severe impact, even if damage to the assembly is not obvious.
- Children aged 12 and under should ride properly restrained in the rear seat.


(Continued)

WARNING

(Continued)

- **Infants and small children should never be transported unless they are properly restrained. Restraint systems for infants and small children can be purchased locally and should be used. Check that the system you purchase meets applicable safety standards. Read and follow all the directions provided by the manufacturer.**
- **For child, if the seat belt irritates the neck or face, use a child restraint system appropriately for the child. The seat belts of your vehicle are principally designed for persons of adult size.**
- **Avoid contamination of seat belt webbing by polishes, oils, chemicals, and particularly battery acid. Cleaning may safely be carried out using mild soap and water.**
- **Do not insert any items such as coins and clips into the seat belt buckles, and be careful not to spill liquids into these parts. If foreign materials get into a seat belt buckle, the seat belt may not work properly.**
- **All seatbacks should always be in an upright position when driving, or seat belt effectiveness may be reduced. Seat belts are designed to offer maximum protection when seatbacks are in the upright position.**

Adjustment before Driving



80J014

WARNING


- **When driving, do not adjust the steering wheel (only adjustable type with certain specifications), the seat, the inside rearview mirror or the outside rearview mirrors. Otherwise, there is the risk of mistaken operation of the steering wheel or reduced awareness of what is in front of you, possibly leading to an accident.**
- **Do not tilt the seatback further back than necessary. Otherwise, the head restraint and the seat belt cannot function as intended.**

Correct Use of Seat Belt



69RHS158

- **Adjust the seat to the correct position. Sit your body fully into the seat.**
- **Make sure that the seat belt is not twisted.**
- **Make sure that you place the lap portion of the belt as low as possible across the pelvis.**
- **The upper belt should rest on the area midway between the shoulder and the base of the neck.**
- **Confirm that the belt is not twisted in any way, and remove any slack.**



77R20050

⚠ WARNING

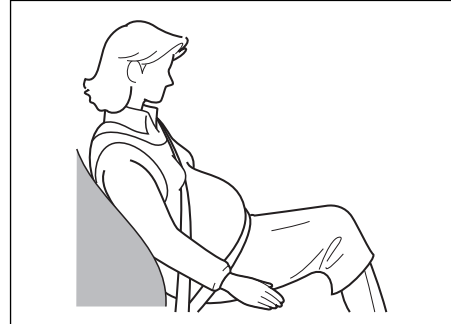
- If you do not fasten your seat belt properly, your body may not be restrained in a sudden braking and a collision. This may cause severe injury. Fasten your seat belt properly before driving.
- If all the passengers do not fasten their seat belts properly, their body may not be restrained in a sudden braking and a collision. This may cause severe injury. Ask all the passengers on the front passenger's seat and the rear seats to fasten their seat belts properly before driving.

Seat Belt

A Child Needs to Wear Seat Belt

Refer to "Safety for Child" in this section.

Information for Pregnant Woman and the Sick Person



69RHS166

⚠ WARNING

- Those that are pregnant or sick/disabled must also wear their seat belts. However, in the event of a collision, there is the danger of heavy pressure focused on certain body areas. Consultation with a physician is recommended.
- For those that are pregnant, ensure that the lap portion of the belt is as low as possible across the pelvis, avoiding to touch the abdomen.

(Continued)

⚠ WARNING

(Continued)

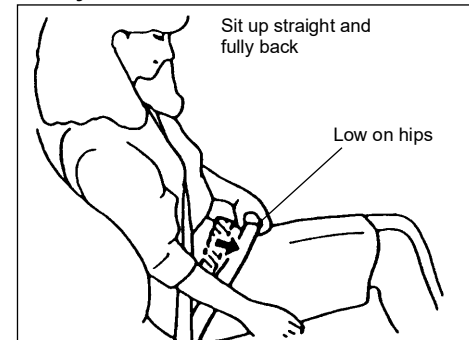
Make sure that the shoulder strap rests halfway between the shoulder and the base of the neck, crossing the chest and avoiding to touch the abdomen.

Lap-Shoulder Belt

Emergency Locking Retractor (ELR)

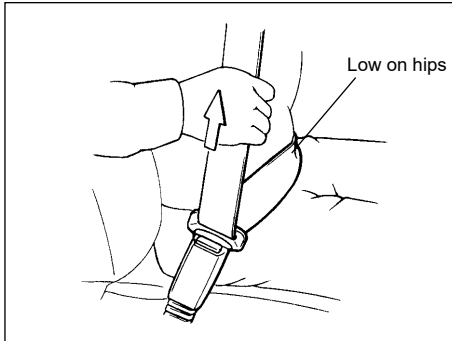
The seat belt has an emergency locking retractor (ELR), which is designed to lock the seat belt only during a sudden stop or impact. It also may lock if you pull the belt across your body very quickly. If this happens, let the belt go back to unlock it, and then pull the belt across your body more slowly.

Safety reminder



60A038

FOR SAFE DRIVING



60A040

To reduce the risk of sliding under the belt during a collision, position the lap portion of the belt across your lap as low on your hips as possible and adjust it to a snug fit by pulling the shoulder portion of the belt upward through the latch plate. The length of the diagonal shoulder strap adjusts itself to allow freedom of movement.

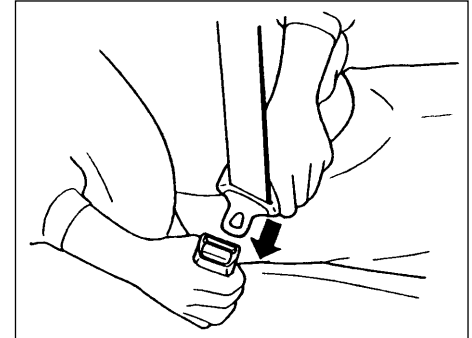


83SH02080

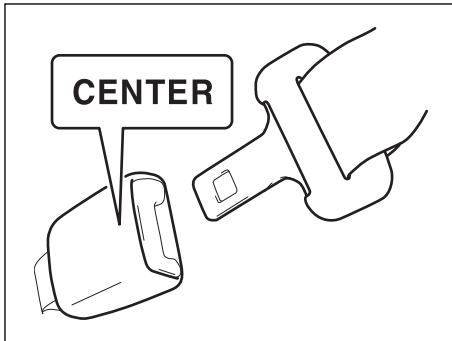
Holding the tongue plate (1) and the seat belt, pull out the seat belt slowly to straighten the twisted seat belt.

NOTE:

When the seat belt is locked and you cannot pull it out, release it once and then pull it out again. If you still cannot pull it out, pull the seat belt strongly, release it and then pull it out again slowly.

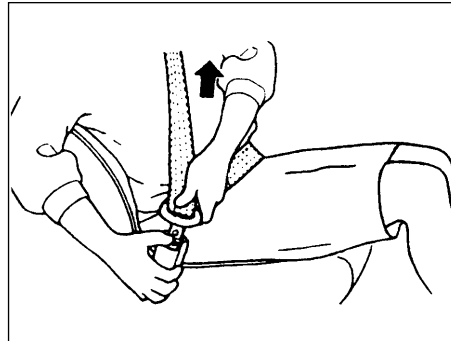


To fasten the seat belt, sit up straight and far back into the seat, pull the latch plate attached to the seat belt across your body and press it straight into the buckle until you hear a click. After pressing the latch plate into the buckle, pull the seat belt to make sure it is securely latched.



80J2008

NOTE:
The word “CENTER” is marked on the buckle for the rear center belt. The buckles are designed so a latch plate cannot be inserted into the wrong buckle.



60A039

To unfasten the seat belt, push the red “PRESS” button on the buckle and retract the belt slowly while holding the belt or/and the latch plate.

NOTE:
If the seat belt cannot be pulled from its fully retracted position, firmly pull the belt and release it. Then smoothly pull the belt out of the retractor.

Adjustment of Seat Belt Length

The seat belt does not require length adjustment. The seat belt extends and retracts according to the movement of the body. If the seat belt gets a strong impact, the belt locks its tension automatically, in order to secure the body.

Correct use of seat belt

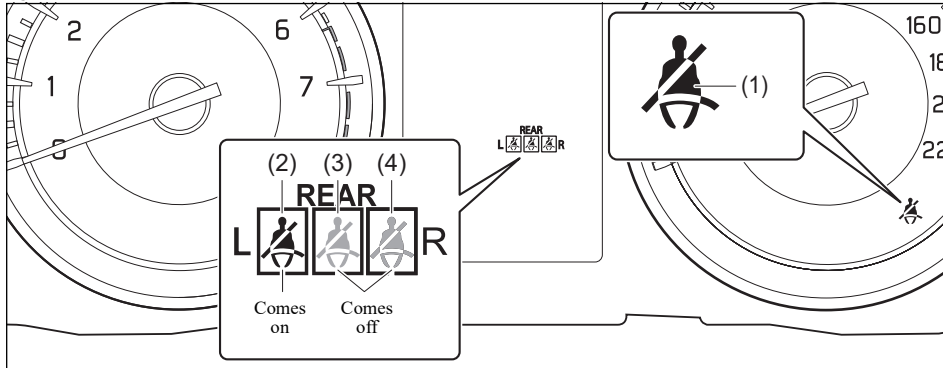
⚠ WARNING

- Use the seat belt correctly. Otherwise, in a sudden braking or a collision, the body may not be restrained, resulting in severe injury. Observe the following points.
- If the seat belt is twisted or contains excessive slack, there is danger of heavy pressure focused on certain body areas.
- If the seat belt rests on the abdomen, this area may sustain heavy pressure when you get a strong impact.
- If the seat belt does not rest firmly over the shoulder, you may be thrown forward when you get a strong impact.

FOR SAFE DRIVING

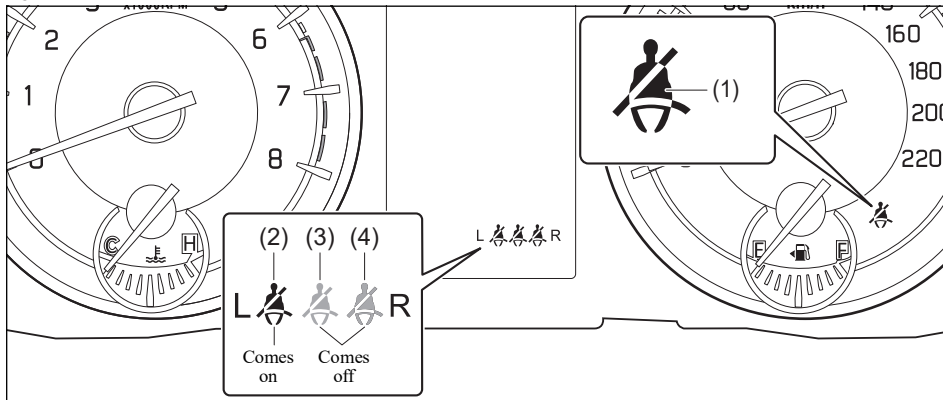
Seat Belt Reminder

Type A



66T020011

Type B



66T020012

- 1) Driver's seat belt reminder light / front passenger's seat belt reminder light.
- 2) Rear passenger's seat belt reminder light (rear left)
- 3) Rear passenger's seat belt reminder light (rear center)
- 4) Rear passenger's seat belt reminder light (rear right)

For more details, refer to the explanation below.

⚠ WARNING

It is absolutely essential that the driver, front passenger and rear passenger fasten their seat belts at all times. Persons who are not fastening seat belts have a much greater risk of injury if an accident occurs. Make a regular habit of buckling your seat belt before starting the engine.

NOTE:

- Along with the seat belt reminder light, a reminder message shall also come on the information display (if equipped), for unrestrained driver and/or front passenger.
- The driver's seat belt reminder light / front passenger's seat belt reminder light is for both the driver and front passenger.

Driver's seat belt reminder

If the driver's or front passenger's seat belt remains unbuckled when the ignition switch is turned "ON" or pushed to "ON" mode, the reminder works as follows:

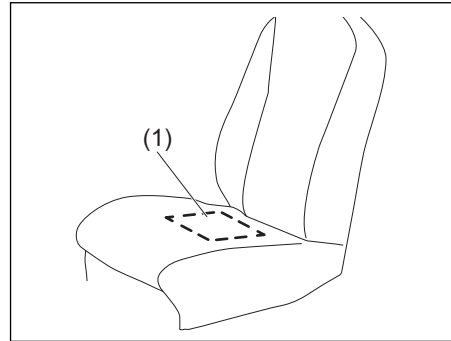
- 1) The driver's or front passenger's seat belt reminder light will come on.
- 2) After the vehicle's speed has reached about 15 km/h, the driver's or front passenger's seat belt reminder light will blink and a buzzer will sound for about 95 seconds.
- 3) After step 2) has finished, the reminder light will remain on until the driver's or front passenger's seat belt is buckled.

If the driver or front passenger has buckled his or her seat belt and later unbuckles the seat belt, the reminder system will be activated from Step 1) or 2) according to the vehicle's speed. When the vehicle's speed is less than 15 km/h, the reminder will start from Step 1). When the vehicle's speed is more than 15 km/h, the reminder will start from Step 2).

The reminder will be automatically canceled when the driver's or front passenger's seat belt is buckled or the ignition switch is turned off or pushed to LOCK (OFF) mode.

Front passenger's seat belt reminder

If there is a person sitting on the front passenger seat and the front passenger seat belt is unbuckled when the ignition switch is turned "ON" or pushed to "ON" mode, the front passenger's seat belt reminder will activate.



72RS2009

- (1) The sensor of the front passenger's seat belt reminder

The seat belt reminder sensor (1) detects whether a person is sitting in the front seat. The sensor of the front passenger's seat belt reminder is located in the seat cushion. The front passenger's seat belt reminder works in the same manner as the driver's seat belt reminder.

NOTICE

- The sensor of the front passenger's seat belt reminder is located in the seat cushion. If heavy or sharp objects are put on the seat cushion, or a removal, disassembly and modification of the passenger's seat are performed, the sensor may not work properly or can be damaged. Do not put heavy or sharp objects on the seat cushion. Do not remove, disassemble and modify the passenger's seat.
- Depending on the variety of seat cover, operation of the sensor may be adversely affected. Maruti Suzuki highly recommends that you use Maruti Suzuki genuine seat cover exclusively for this vehicle. If a seat cover is installed, consult with Maruti Suzuki authorised workshop.
- If you spill liquid such as liquid aromatics, soft drinks or juice on the front passenger's seat cushion, the sensor of the front passenger's seat belt reminder located in the seat cushion can be damaged. Immediately wipe it dry with a soft cloth when spilled.

(Continued)

NOTICE

(Continued)

- **When sitting on the front passenger's seat, it is very important that the passenger sits upright, leaning against the seat backrest and centered on the seat cushion in order for the seatbelt reminder system to function effectively. An occupant sitting improperly (slouches, turns sideways, sits forward or sideways) may hamper the functioning of this system as it may not detect the occupant.**

NOTE:

- *If you put an object on the passenger's seat, the weight of the object will be sensed by the sensor and the front passenger's seat belt reminder light will come on and then the interior buzzer may beep.*
- *If a child or a small sized person sit on the front passenger's seat or the cushion is put on the front passenger's seat, the weight will not be sensed by the sensor and the interior buzzer may not beep.*

Rear passengers' seat belt reminder (If equipped)

Reminder light in speedometer for rear passengers to fasten their seat belts. Whether or not a passenger is seated, the rear seat belt reminder system works as follows, when ignition mode is turned ON:

- 1) Reminder light will turn ON for the non-buckled seats and continue for vehicle speed below 15km/h.
- 2) When vehicle speed is above 15km/h, reminder light will remain ON for the non-buckled seats for about 65 seconds and then turn OFF.
- 3) Further, when a buckled seat belt is unbuckled, the corresponding reminder light will turn ON. Above 15km/h, the reminder light will blink (about 65 seconds) along with a buzzer sound (about 35 seconds). The reminder light will remain ON until the seat belt is buckled.

If any of the rear doors or passenger door is opened in vehicle stationary condition with ignition ON, the reminder system will reset and restart from point 1, as per vehicle specification.

The reminder will be automatically canceled when all the rear seat belts are buckled or the ignition mode to LOCK (OFF).

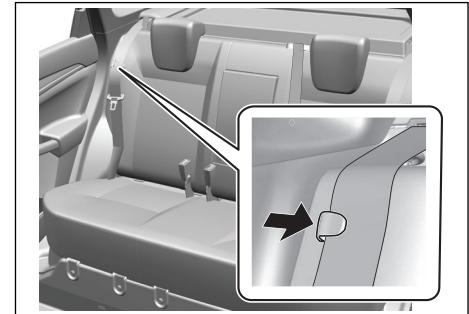
Seat Belt Care

Caring for seat belts is the same as caring for any type of regular cloth material, etc.

⚠ WARNING

Do not use bleach, solvent or dyes on seat belts. Doing so may cause stains, discoloration and strength deterioration, and the seat belt may not function properly.

Rear Seat Belt Hanger

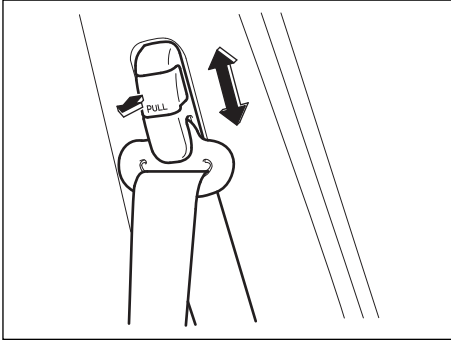


66T010061

NOTICE

When you move a seatback, make sure the belt webbing is hooked in the seat belt hangers so the seat belts are not caught by the seatback, seat hinge, or seat latch. This helps prevent damage to the belt system.

Shoulder anchor height adjuster (if equipped)



64J198

Adjust the shoulder anchor height so that the shoulder belt rides on the center of the outboard shoulder. To move upward, slide the anchor up. To move downward, slide the anchor down while pulling the lock knob out. After adjustment, check that the anchor is securely locked.

⚠ WARNING

Check that the shoulder belt is positioned on the center of the outside shoulder. The belt should be away from your face and neck, but not falling off your shoulder. Misadjustment of the belt could reduce the effectiveness of the seat belt in a collision.

Seat Belt Inspection



65D209S

Periodically inspect the seat belts to make sure they work properly and are not damaged. Check the webbing, buckles, latch plates, retractors, anchorages, and guide loops. Replace any seat belts which do not work properly or are damaged.

⚠ WARNING

- Inspect all seat belt assemblies after any collision. Any seat belt assembly which was in use during a collision (other than a very minor one) should be replaced, even if damage to the assembly is not obvious. Any seat belt assembly even which was not in use during a collision must be replaced if the seat belt pretensioners were activated. The airbags, the pretensioners and the load limiter only function once. In case they did not activate, consult with Maruti Suzuki authorised workshop.
- If frays, scratches, cuts are found on the seat belt, replace it with a new one.
- If the buckle does not work properly, ask Maruti Suzuki authorised workshop for inspection.
- If strong force was applied to the seat belt in a collision, the seat belt function may be damaged, even though its appearance is normal. Replace the seat belt with a new one.

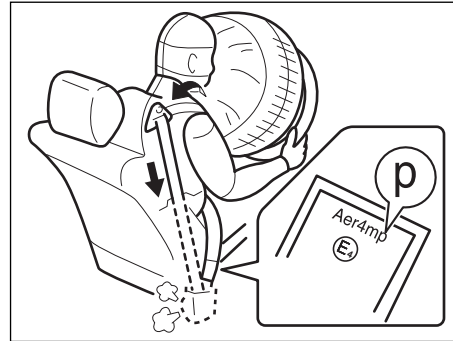
(Continued)

⚠ WARNING

(Continued)

- As the seat belt may not provide the best performance and it may result in severe injury in case of emergency, observe the following points.
 - When foreign material enters into the buckle or you spill a drink, the seat belt may not work properly. In this case, ask Maruti Suzuki authorised workshop for inspection.
 - As the seat belt may be damaged, be careful not to get the seat belt caught in the door. Before closing the door, check that the seat belt is retracted without any slack.
 - Do not modify or remove the seat belt.

**Seat belt pretensioner system
(Only for Front Seat)**



63J269

⚠ WARNING

This section describes your Maruti Suzuki vehicle's seat belt pretensioner system. Read and follow all these instructions carefully to minimize your risk of severe injury or death.

To determine if your vehicle is equipped with a seat belt pretensioner system at the front or rear seating positions, check the label on the seat belt at the bottom part. If the letter "p" appears as illustrated, your vehicle is equipped with the seat belt pretensioner system. You can use the preten-

sioner seat belts in the same manner as ordinary seat belts.

Read this section and "Supplemental restraint system (airbags)" section to learn more about the pretensioner system.

The seat belt pretensioner system works with the supplemental restraint system (airbags). The crash sensors and the electronic controller of the airbag system also control the seat belt pretensioners. The pretensioners are triggered only when there is a frontal or side collision severe enough to trigger the airbags and the seat belts are fastened. For precautions and general information including servicing the pretensioner system, refer to "Supplemental Restraint System (Airbags)" section in addition to this "Seat Belt Pretensioner system" section, and follow all those precautions.

The pretensioner is located in each front seat belt retractor. The pretensioner tightens the seat belt so the belt fits the occupant's body more snugly in the event of a frontal or side collision. The retractors will remain locked after the pretensioners are activated. Upon activation, some noise will occur and some smoke may be released. These conditions are not harmful and do not indicate a fire in the vehicle.

The driver and all passengers must be properly restrained by fastening seat belts at all times, whether or not a pretensioner is equipped at their seating position, to

minimize the risk of severe injury or death in the event of a collision.

Sit fully back in the seat; sit up straight; do not lean forward or sideways. Adjust the belt so the lap portion of the belt is worn low across the pelvis, not across the waist. Please refer to “Seat Adjustment” section and the instructions and precautions about the seat belts in this “Seat Belts and Child Restraint Systems” section for details on proper seat and seat belt adjustments.

Please note that the pretensioners along with the airbags will activate in severe frontal or side collisions. They are not designed to activate in rear impacts, roll-overs, or minor frontal side collisions. The pretensioners can be activated only once. If the pretensioners are activated (that is, if the airbags are activated), have the pretensioner system serviced by Maruti Suzuki authorised workshop as soon as possible.

The pretensioner system or the airbag system may not work properly if any of the following conditions occurs:

- 1) If the air bag warning light on the instrument cluster does not come on briefly, when the ignition switch is turned to the “ON” position or the engine switch is pressed to change the ignition mode to “ON”.
- 2) If the air bag light comes on and stays on for more than 10 seconds, when the ignition switch is turned to the “ON”

position or the engine switch is pressed to change the ignition mode to “ON”.

- 3) If the airbag light comes on while driving.

Have both systems inspected by Maruti Suzuki authorised workshop as soon as possible.

Service on or around the pretensioner system components or wiring must be performed only by Maruti Suzuki authorised workshop who is specially trained. Improper service could result in unintended activation of pretensioners or could render the pretensioner inoperative. Either of these two conditions may result in personal injury.

To prevent damage or unintended activation of the pretensioners, check that the lead-acid battery is disconnected and the ignition switch has been in “LOCK” position or the ignition mode has been in LOCK (OFF) for at least 90 seconds before performing any electrical service work on your Maruti Suzuki vehicle.

Do not touch pretensioner system components or wiring. The wires are wrapped with yellow tape or yellow tubing, and the couplers are yellow. When scrapping your Maruti Suzuki vehicle, ask a Maruti Suzuki authorised workshop, body repair shop, or scrap yard for assistance.

For Proper Operation of Seat Belt Pretensioner System

Do not modify any parts that can affect the functionality of the seat belt pretensioner system. The seat belt may be retracted unexpectedly, or it may not be properly retracted when necessary.

Disposal and Scrapping

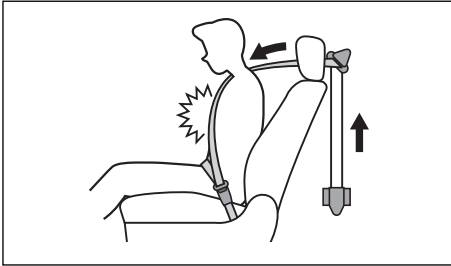
Seat belt pretensioners that have not been activated must be activated according to the predetermined procedure before disposal.

WARNING

If you do not handle a pretensioner properly for disposal, the pretensioner system may activate unexpectedly, resulting in severe injury. When disposing of a pretensioner or scrapping the vehicle equipped with a pretensioner, consult Maruti Suzuki authorised workshop.

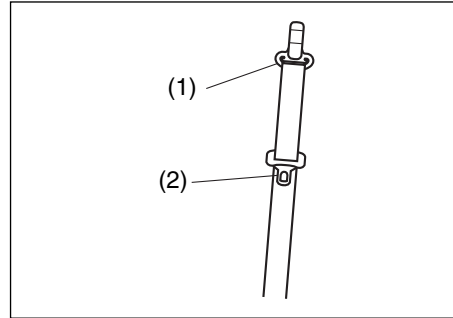
FOR SAFE DRIVING

Seat Belt Force Limiter System (Only for Front Seat)



69RHS167

In the event of a strong impact coming from the front, the seat belt force limiter operates in two stages (driver's seat) and one stage (front passenger's seat) to reduce a force to the shoulder strap, thus lessening the impact being sustained by the front passengers.




82K179

WARNING

If the seat belt sustains strong impact, the resin of the shoulder anchor part (1) and the tongue plate part (2) could soften due to heavy friction, thus sticking to the seat belt, making the belt slide less easily. In such a case, the seat belt may not provide the best performance, resulting in severe injury in case of emergency. Have the seat belt replaced by a Maruti Suzuki authorised workshop.

Child Restraint Systems

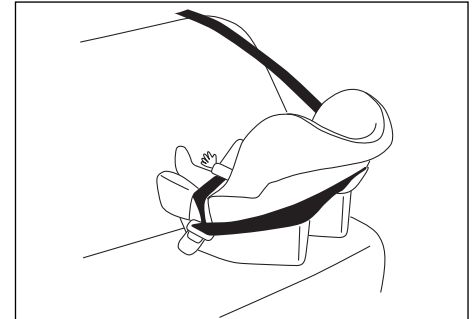
Child Restraint System Usage



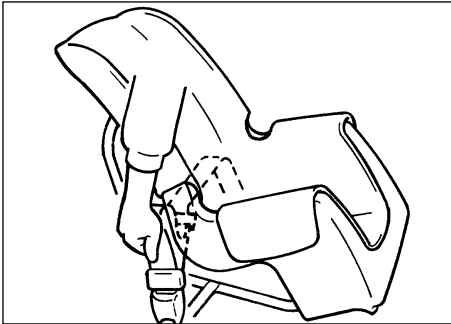
60G332S

The following types of child restraint system are available generally.

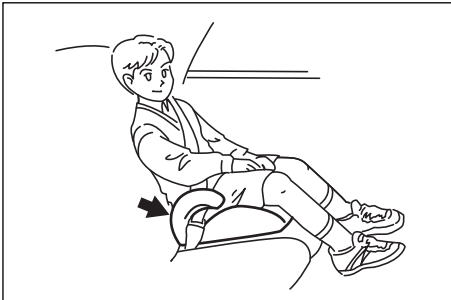
Infant restraint - rear seat only



80JC007

Child restraint

80JC016

Booster seat

59RN02290

Maruti Suzuki highly recommends that you use a child restraint system to restrain infants and small children. Many different types of child restraint systems are available; check that the restraint system you select meets applicable safety standards.

All child restraint systems are designed to be secured in vehicle seats either by seat belts (the lap portion of lap shoulder belts) or by special rigid lower anchor bars built into the seat. Whenever possible, Maruti Suzuki recommends that child restraint systems be installed on the rear seat. According to accident statistics, children are safer when properly restrained in rear seating positions than in front seating positions.

NOTE:

Observe any statutory regulation about child restraints.

⚠ WARNING

61M0241

- Do not install a child restraint system on the front passenger's seat.

(Continued)

⚠ WARNING

(Continued)

- If you install a child restraint system in the rear seat, slide the front seat far enough forward so that the child's feet do not contact the front seatback. This will help avoid injury to the child in the event of an accident.
- Children could be endangered in a collision if their child restraint systems are not properly secured in the vehicle. When installing a child restraint system, follow the instructions below. Secure the child in the restraint system according to the manufacturer's instructions.
- If you recline the seatback, a child restraint system may not be secured properly and a child body may slip beneath the seat belt. This may cause severe injury. Do not recline the seatback when a child restraint system is installed on the seat.
- If you use the child restraint system which was severely damaged by an accident, etc., it may not provide the best performance. This may cause severe injury to a child. If the child restraint system was severely damaged by an accident, etc., do not reuse the child restraint system even though its appearance looks normal.

FOR SAFE DRIVING

Child Restraint System for India

Child Restraint

The suitability of each passenger's seat position for carriage of children and fitting of child restraint system is shown in the table below. Whenever you carry children up to 12 years of age, properly use the child restraints which conform to AIS 072 or UN R44*¹ or UN R129*¹ the standard for child restraints, referring to the table.

*1: UN R44/R129 means the international regulation for the child restraint system.

Child Restraint Systems Installation Suitability for Each Seat Position

MASS GROUP#	Seating position (or other site)				
	Front Passenger	Rear Outboard	Rear Center	Intermediate Outboard	Intermediate Center
Group 0 Up to 10 kg	X	U	U	N.A.	N.A.
Group 0+ Up to 13 kg	X	U	U	N.A.	N.A.
Group I 9 to 18 kg	X	U	U	N.A.	N.A.
Group II 15 to 25 kg	X	U	U	N.A.	N.A.
Group III 22 to 36 kg	X	U	U	N.A.	N.A.

Key letters in the above table indicates the following:

U =Suitable for 'universal' category restraints approved for use in this mass group

X =Seat position not suitable for children in this mass group

N.A = Seat position not available for children in this mass group.

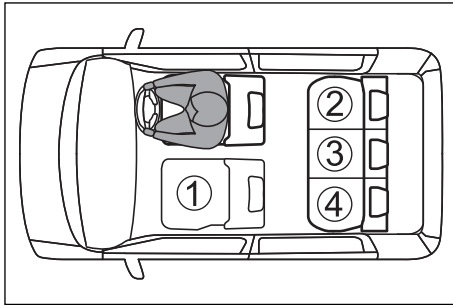
NOTE:

• 'universal' is the category as per AIS 072.

• 'Outboard' indicates window side seat.

Mass Groups are classification of child restraint systems which conform to AIS 072 or UN R44.










Child Restraint Systems Installation Suitability for Each Seat Position (UN R16*² Format)



66TM02001

NOTE:

For detailed information on seating positioning for child restraint system, please refer to the table on the next page.

①	 
② (#1)	  
③	
④ (#1)	  



It is suitable for universal category of child restraint system fixed with the vehicle seat belt.



It is suitable for i-Size and ISOFIX child restraint system.



This seat is equipped with Top tether anchorage point.



Never use a rearward facing child restraint system on passenger seat with active passenger airbag.



It is not suitable for child restraint system.

NOTICE

#1 If the head restraint interferes with the child restraint system, adjust the height of the head restraint or remove it, as necessary.

*2: UN R16 means the international regulation for safety belts, including compatibility with child restraint systems.

FOR SAFE DRIVING

Detailed information for child restraint system (UN R16 Format)

Seat position number	Seating position			
	①	②	③	④
Seating position suitable for universal belted (YES/NO)	NO	YES	YES	YES
i-Size seating position (YES/NO)	NO	YES	NO	YES
Seating position suitable for lateral fixture (L1/L2)	NO	X	NO	X
Suitable rear-facing fixture (R1/R2X/R2/R3)	NO	R1,R2,R3	NO	R1,R2,R3
Suitable front-facing fixture (F2X/F2/F3)	NO	F2,F3	NO	F2,F3
		F2X ^{#1}		F2X ^{#1}
Suitable booster fixture (B2/B3)	NO	NO	NO	NO

Key letters in the above table indicates the following:

YES =Suitable for this seating position

NO = Not suitable for this seating position

X =This ISOFIX seat position is not suitable for ISOFIX child restraint systems in this fixture.

The child restraint system can be used in the seating positions for fixture shown in the above table.

NOTE:

#1: *The head restraint should be removed from seatback.*

*For child restraint system fixtures mentioned herein, refer to table on the next page.

If your child restraint system has no size class (or if you cannot find information in the following table), refer to the child restraint system suitability information for the vehicle or ask with child seat retailer.

ISOFIX child restraint systems are shown as follows:

ISOFIX child restraint systems are divided into different mass group, size class and fixture.

Mass group	Size class of child restraint system	Fixture	Description
0 (up to 10 kg)	F	L1	Left Lateral facing position Child Restraint Systems (carry-cot)
	G	L2	Right Lateral facing position Child Restraint Systems (carry-cot)
	E	R1	Rearward facing Infant Child Restraint Systems
0+ (up to 13kg)	E	R1	Rearward facing Infant Child Restraint Systems
	D	R2	Reduced-Size rearward facing toddler Child Restraint Systems
	–	R2X	Reduced-Size rearward facing toddler Child Restraint Systems
	C	R3	Full-Size rearward facing toddler Child Restraint Systems
I (9kg to 18kg)	D	R2	Reduced-Size rearward facing toddler Child Restraint Systems
	–	R2X	Reduced-Size rearward facing toddler Child Restraint Systems
	C	R3	Full-Size rearward facing toddler Child Restraint Systems
	B	F2	Reduced-Height forward facing toddler Child Restraint Systems
	B1	F2X	Reduced-Height forward facing toddler Child Restraint Systems
	A	F3	Full-Height forward facing toddler Child Restraint Systems

FOR SAFE DRIVING

Mass group	Size class	Fixture	Description
II (15kg to 25kg)	X	X	-
III (22kg to 36kg)	X	X	-

Key letters in the above table indicates the following:

X = There is no fixture for this mass group.

Booster seat fixtures are shown as follows;

Fixture	Description
B2	Booster seat, reduced width 440 mm
B3	Booster seat, full width 520 mm

Installation suitability of MARUTI SUZUKI recommendation child restraint systems for India

Body size	Direction of Child restraint system	Recommendation of Child restraint system (#A)	Seating position			
			①	②	③	④
40 - 83 cm ≤ 13 kg	Rearward facing	BRITAX RÖMER BABY-SAFE 3 i-SIZE	NO	YES (#1)	NO	YES (#1)
40 - 83 cm ≤ 13 kg	Rearward facing	BRITAX RÖMER BABY-SAFE 3 i-SIZE and VARIO BASE 5Z	NO	YES	NO	YES
76 - 105 cm and exceed 15 months ≤ 20 kg	Forward facing	BRITAX RÖMER KING PRO	NO	YES (#1)	YES (#1)	YES (#1)
76 - 105 cm and exceed 15 months ≤ 22 kg	Forward facing	BRITAX RÖMER TRIFIX 2 i-SIZE	NO	YES	NO	YES

Key letters in the above table indicates the following:

YES =It is suitable for this seating position

NO = It is not suitable for this seating position

#1: Only belted.

#A:These child restraint systems are MARUTI SUZUKI Genuine Accessory which comply with the UN R129, refer to the genuine accessories catalog.

FOR SAFE DRIVING

Securing Child Restraint System by Seat Belt

Choose the appropriate seat for the child's age and physical size.

⚠ WARNING



61M0241

- Do not install a child restraint system on the front passenger's seat.
- If you install a child restraint system in the rear seat, slide the front seat far enough forward so that the child's feet do not contact the front seatback. This will help avoid injury to the child in the event of an accident.
- Do not hold a child on passenger's lap when the vehicle is in motion.

(Continued)

⚠ WARNING

(Continued)

- Even if the passenger holds the child tightly, he/she would not be supported enough in the event of an accident and it could result in a serious injury of the child

⚠ CAUTION


If your vehicle is equipped with the head restraint, adjust the height of the head restraint or remove it for fitting the child restraint, as necessary. However, if a booster cushion not equipped with the head restraint is fitted, the head restraint should not be removed. If the head restraint is removed for fitting the child restraint, you need to install it again after removing the child restraint. If the child restraint is fitted improperly, a child sitting in it could be injured in a collision.

NOTE:

Stow the removed head restraint in the luggage compartment so it will not cause inconvenience to the occupants.

Securing

This section explains securing the child restraint system in the rear seat.



55T020080

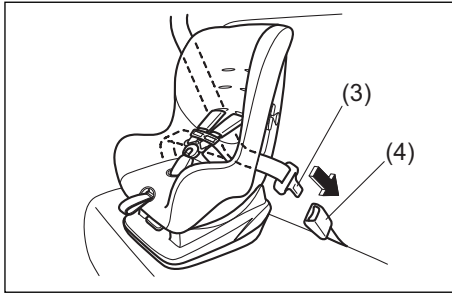
- 1) When the child restraint system contacts the head restraint, adjust the height of the head restraint or remove it for fitting the child restraint system.

⚠ WARNING

If the child restraint system contacts the head restraint, the child restraint system cannot be secured firmly. This may cause severe injury to a child in a collision. When installing the child restraint system, adjust the head restraint height to the highest position as much as possible or remove the head restraint so that the child restraint system would not contact the head restraint.

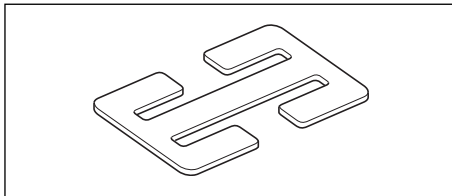
- 2) If your vehicle is equipped with the reclining mechanism of rear seatback, adjust the angle of the seatback so that there is no gap between the child restraint system and the seatback.

- 3) Make sure that the child restraint system is securely fastened to the main seat.
- 4) Make sure to pass the seat belt of the passenger's seat through the specified parts, according to the instruction manual that came with the child restraint system.



59RN02140

- 5) Insert the tongue plate (3) firmly into the seat belt buckle (4) until you hear a click.
 - The child restraint system in the above figure is a typical example.



72M00172

- 6) If the child restraint system does not have a seat belt locking mechanism or a locking clip, secure it to the seat by using the aftermarket locking clip.
 - The aftermarket locking clip shown in the above figure is a typical example.

⚠ WARNING

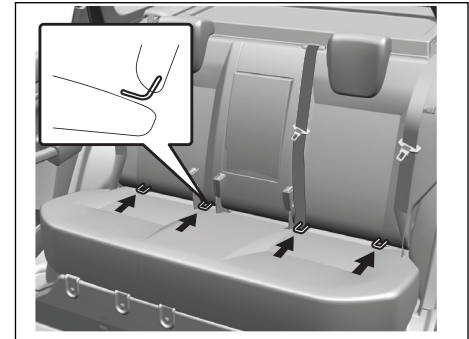
Failure to securely fasten a child restraint system via the seat belt locking mechanism or a locking clip may cause serious injury to a child when sudden braking or a collision occurs.

- 7) Shake the child restraint system back and forth, and left and right to check if it is securely in position.
 - If you cannot ensure secure positioning, check the instruction manual that came with the child restraint system or consult the authorised workshop where you purchased the seat.

⚠ WARNING

Make sure to position the child restraint system securely. Failure in doing so could result in the child sustaining serious injury when sudden braking or a collision occurs.

**Securing Child Restraint System by ISOFIX
Securing**



66T010062

Your vehicle is equipped with the lower anchorages in the rear seat outboard seating positions for securing a ISOFIX type of child restraints with the connecting bars. The lower anchorages are located where the rear of the seat cushion meets the bottom of the seatback.

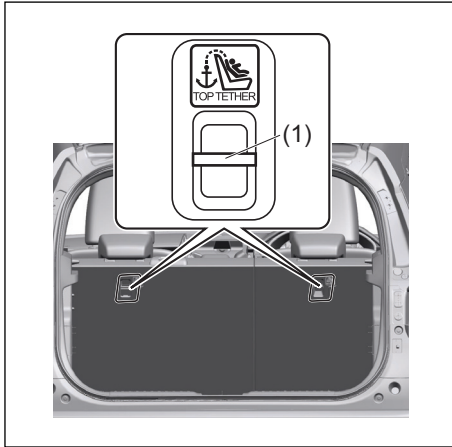
⚠ WARNING

Install the ISOFIX type of child restraint(s) in the only outboard seating positions, not in the central position for the rear seat.

Install the ISOFIX type child restraint system according to the instructions provided by the child restraint system manufacturer.

FOR SAFE DRIVING

After installation, try moving the child restraint system in all directions especially forward to check that connecting bars are securely latched to the anchorages.



66T021061

(1) Top tether anchorage

Your vehicle is equipped with the top tether anchorages. Use the top tether strap of the child restraint according to the instructions provided by the child restraint system manufacturer.

Here is a general instruction:

⚠ CAUTION

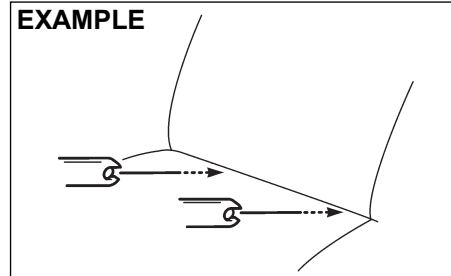
If your vehicle is equipped with the rear head restraint, adjust the height of the rear head restraint or remove it for fitting the child restraint, as necessary. However, if a booster cushion not equipped with the seatback is fitted, the rear seat head restraint should not be removed. If the rear head restraint is removed for fitting the child restraint, you need to install it again after removing the child restraint.

If the child restraint is fitted improperly, a child sitting in it could be injured in a crash

NOTE:

Stow the removed head restraint (if equipped) in the luggage compartment so it will not cause inconvenience to the occupants.

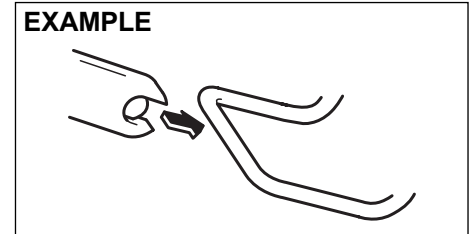
EXAMPLE



78F114

- 1) Place the child restraint in the rear seat, inserting the connecting bars to the anchorages between the seat cushion and the seatback.

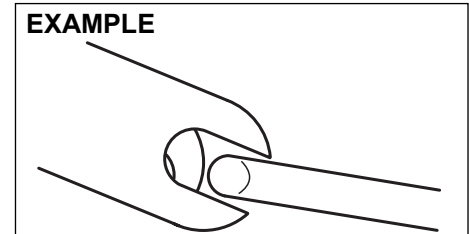
EXAMPLE



68LM268

- 2) Use your hands to carefully align the connecting bar tips with the anchorages. Take care not to pinch your fingers.

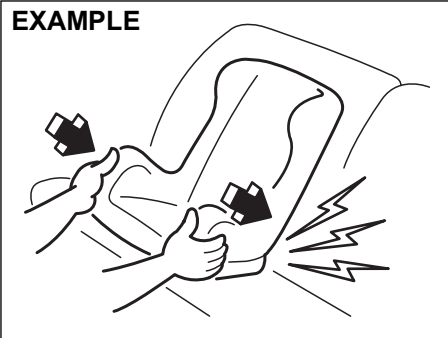
EXAMPLE



54G184

- 3) Push the child restraint toward the anchorages so that the connecting bar tips are partially hooked to the anchorages. Use your hands to confirm the position.

EXAMPLE



54G185

- 4) Grasp the front of the child restraint and push the child restraint forcefully to latch the connecting bars. Check that they are securely latched by trying to move the child restraint system in all directions, especially forward.
- 5) Attach the top tether strap referring to "Installation of child restraint with top tether" section. When you put your child in the child restraint system, appropriately slide the front seat forward not to touch a part of your child's body.

NOTICE

When installing a child restraint system to the rear seat, adjust the front seat position so that the front seat does not interfere with the child restraint system.

Installation of child restraint with top tether

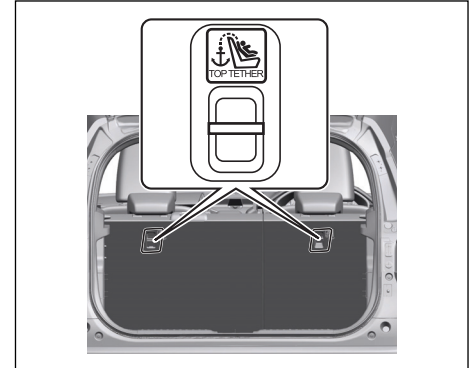
CAUTION

If your vehicle is equipped with the rear head restraint, adjust the height of the rear head restraint or remove it for fitting the child restraint, as necessary. However, if a booster cushion not equipped with the seatback is fitted, the rear seat head restraint should not be removed. If the rear head restraint is removed for fitting the child restraint, you need to install it again after removing the child restraint.

If the child restraint is fitted improperly, a child sitting in it could be injured in a crash.

NOTE:

Stow the removed head restraint (if equipped) in the luggage compartment so it will not cause inconvenience to the occupants.



66T021081

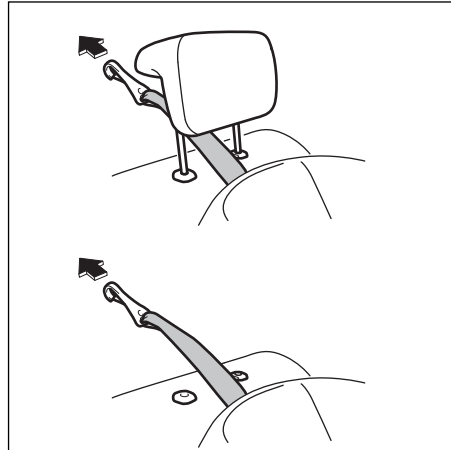
Some child restraint systems require the use of a top tether strap. Top tether anchorage brackets are provided in your vehicle at the locations shown in the illustrations. The number of the top tether anchorage brackets provided in your vehicle depends on the vehicle specification. Install the child restraint system as follows:

FOR SAFE DRIVING

- 1) Remove the luggage compartment cover (if equipped).
- 2) Secure the child restraint on the rear seat using the procedure described above for securing a restraint system that does not require a top tether strap.
- 3) Hook the top tether strap to the top tether anchorage bracket and tighten the top tether strap according to the instructions provided by the child restraint system manufacturer. Attach the top tether strap to the corresponding top tether anchorage bracket located directly behind the child restraint. Do not attach the top tether strap to the luggage restraint loops (if equipped)

▲ WARNING

Do not attach the child restraint top tether strap to the luggage restraint loops (if equipped). Incorrectly attached top tether strap will reduce the intended effectiveness of the child restraint system.



55RM02028

- 4) When routing the top tether strap, pass the top tether strap as shown in the illustration. (Refer to “Head restraints (if equipped)” section for details on how to adjust the height of head restraint (if equipped) or remove it.)
- 5) Check that cargo does not interfere with routing of the top tether strap.

NOTICE

When installing a child restraint system to the rear seat, adjust the front seat position so that the front seat does not interfere with the child restraint system.

▲ WARNING

If the seat belt, etc. gets stuck in the child restraint system, it may not be secured properly and this may cause severe injury to a child in a collision. When you install the child restraint system, check that obstacles and the seat belt do not exist near the ISOFIX anchorages and the top tether anchorages.

NOTE:

Maruti Suzuki recommends use of Maruti Suzuki Genuine accessory of “Child seat, ISOFIX”.

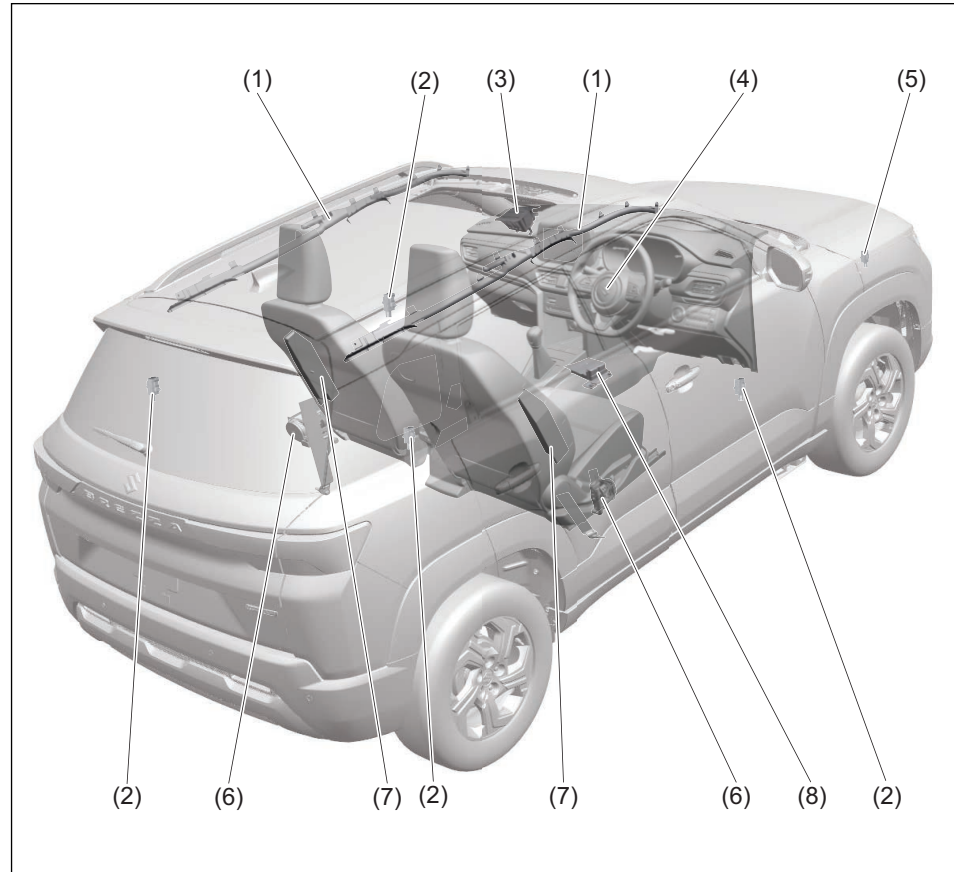
Supplemental Restraint System (Airbags)

⚠ WARNING

This section describes the protection provided by your Maruti Suzuki vehicle's supplemental restraint system (airbags). Read and follow all instructions carefully to minimize your risk of severe injury or death in the event of a collision.

Your vehicle is equipped with a supplemental restraint system consisting of the following components in addition to a lap-shoulder belt at each seating position.

- (1) Side curtain airbag module
- (2) Side crash sensor
- (3) Front passenger's front airbag module
- (4) Driver's front airbag module
- (5) Forward crash sensor
- (6) Front seat belt pretensioner
- (7) Side airbag module
- (8) Airbag controller



66T010010

FOR SAFE DRIVING

What is SRS Airbag System?

SRS stands for “Supplemental Restraint System”. This system aims to restrain passengers in their seats for safety.



If airbag warning light on the instrument cluster does not blink or come on when the ignition switch is first turned to “ON” position, or the ignition mode is first changed to ON, or airbag warning light stays on, or comes on while driving, the airbag system (or the seat belt pretensioner system) may not work properly. Have the airbag system inspected by Maruti Suzuki authorised workshop as soon as possible.

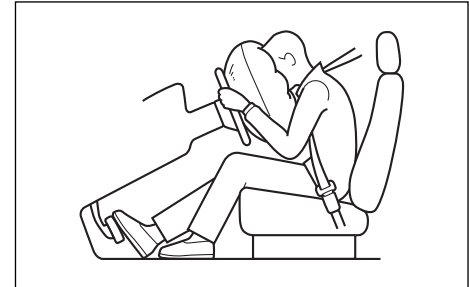
⚠ WARNING

- **SRS airbag system is not a substitute for seat belts. SRS airbag system is the supplemental restraint system and will provide the effectiveness by using the seat belts at the same time. If you and the passengers do not fasten their seat belts, it may result in severe injury in a sudden braking or a collision. Even when you drive the vehicle equipped with SRS airbag system, make sure to fasten seat belt.**
- **If the seat belts are not fastened properly, airbags may not provide the best performance. This may cause severe injury in a sudden braking and a collision. Make sure that the driver and all the passengers fasten the seat belts properly in a correct posture.**

NOTE:

Via the event data recorder (EDR) system, this vehicle records and accumulates data when the airbag is deployed.

Front airbags



Front airbags are designed to inflate in severe frontal collisions when the ignition switch is in “ON” position or the ignition mode is ON.

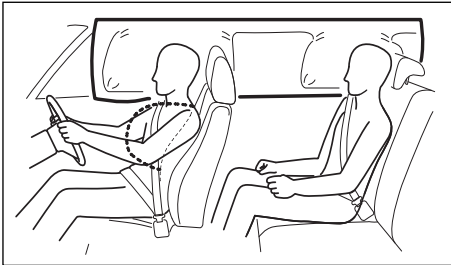
NOTE:

In a frontal angle collision, the side airbags and side curtain airbags may inflate.

Front airbags are not designed to inflate in rear impacts, side impacts, rollovers or minor frontal collisions, since they would offer no protection in those types of accidents. Since an airbag deploys only one time during an accident, seat belts are needed to restrain occupants from further movements during the accident.

Therefore, an airbag is not a substitute for seat belts. To maximize your protection, always fasten your seat belts. Be aware that no system can prevent all possible injuries that may occur in an accident.

Side airbags and side curtain airbags



68KM090

Side airbags and side curtain airbags are designed to inflate in severe side impact collisions when the ignition mode is ON.

Side airbags and side curtain airbags are not designed to inflate in frontal or rear collisions, rollovers or minor side collisions, since they would offer no protection in those types of accidents. Only the side airbag and side curtain airbag on the side of the vehicle that is struck will inflate. However, in a frontal angle collision, the side airbags and side curtain airbags may inflate. Since an airbag deploys only one time during an accident, seat belts are needed to restrain occupants from further movements during the accident.

Therefore, an airbag is not a substitute for seat belts. To maximize your protection, always fasten your seat belts. Be aware that no system can prevent all possible injuries that may occur in an accident.

When Driving the Vehicle with SRS Airbag System

Make Sure to Fasten Seat Belt




65J106

⚠ WARNING

SRS airbag system is not a substitute for seat belts. SRS airbag system is the supplemental restraint system and will provide the effectiveness by using the seat belts at the same time. If you and the passengers do not fasten their seat belts, it may result in severe injury in a sudden braking or a collision. Even when you drive the vehicle equipped with SRS airbag system, make sure to fasten seat belt.

FOR SAFE DRIVING

Correct Sitting Posture



80J014

There is a possibility of major impact from the front airbags when the airbags activate and deploy instantaneously, the driver and the passenger should sit deeply into their seats and touch their backs lightly to the seatback. In addition, the seat should be positioned so that it is not too far forward.




59RN02190

⚠ WARNING

- Do not position your face, chest, etc., close to the steering wheel or instrument cluster, and do not rest your feet up into this area. Otherwise, there is the risk of serious injury due to major impact if the airbag were to be deployed.
- If side airbags or side curtain airbags activate, you may get strong impact, resulting in severe injury. Do not put hands out of the window or lean on the door. Also, when sitting in the rear seat, do not hug the seatback of the front seat.


For Proper SRS Airbag System Operation



69RHS169

⚠ WARNING

- Do not modify the steering wheel, such as replacing it, placing stickers on it, painting it or putting the cover on it.
- Do not place stickers on the airbag units or the surrounding areas or paint them. Also, do not attach any accessories, fragrances, electronic toll control units, portable car navigation systems, etc. to this area, and do not lean umbrellas or other objects against it.
- Do not attach accessories (except for Maruti Suzuki genuine products), etc., to the windshield or the inside rearview mirror.



59RN02200

⚠ WARNING

For the vehicle with side airbags or side curtain airbags, do not attach accessories such as cup holders or hangers near the door. Also, do not lean umbrellas against the door.

Warning Label of SRS Airbag for Front Passenger's Seat



72M00150

You may find this label on the sun visor.

⚠ WARNING

NEVER use a rearward facing child restraint on a seat protected by an **ACTIVE AIRBAG** in front of it, **DEATH** or **SERIOUS INJURY** to the **CHILD** can occur.

Description of warning label

Symbol	Symbol meaning
	Do not install a rearward facing child restraint system to the front passenger's seat equipped with an airbag.
	If the front passenger's seat airbag were to be deployed, a major impact could be applied to a rearward facing child restraint system and the child.
	For more details, read this owner's manual.

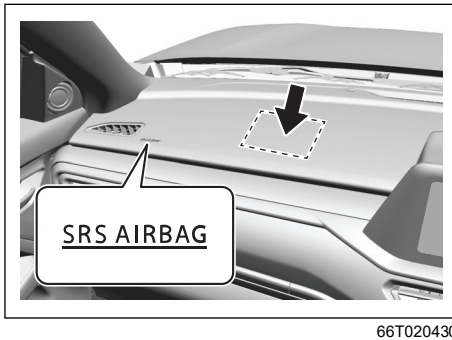
FOR SAFE DRIVING

“SRS AIRBAG” Mark and Location


Driver's front airbag



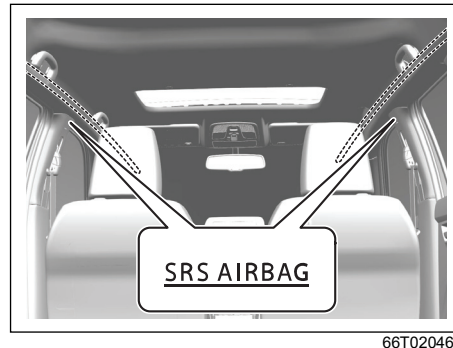
Front passenger's front airbag



Side airbags



Side curtain airbags



The driver's front airbag is located behind the center pad of the steering wheel and the front passenger's front airbag is

located behind the passenger's side of the dashboard.

Side airbags are located in the part of the front seatbacks closest to the doors. Side curtain airbags are located in the roof lining.

The words “SRS AIRBAG” are molded into the airbag covers to identify the location of the airbags.

⚠ WARNING

- If the airbag stored place is damaged or cracked, the airbag system may not work properly, which could result in serious injury in the event of a collision. Have your vehicle inspected by Maruti Suzuki authorised workshop.
- If you smash the airbag stored place or apply a strong impact to it, the airbag may not work properly or may inflate unexpectedly, resulting in serious injury. Do not smash the airbag stored place or apply a strong impact to it.

Installation of Child Restraint System



Refer to “Seat Belts and Child Restraint Systems” section for details on securing your child.

Handling for Airbags For Proper SRS Airbag System Operation

If objects are positioned within the range where the airbag deploys, such objects might be impacted and blown off or the airbag may not deploy properly.

⚠ WARNING

- As the airbag may not provide the best performance and it may result in severe injury in case of emergency, observe the following points.
 - Do not modify the suspension. If the vehicle height or the stiffness of the suspension were to change, airbag malfunction may result.
 - When installing a grille guard, etc., on the front of the vehicle, consult Maruti Suzuki authorised workshop. If you modify the front part of the vehicle, the airbag system may not work properly.
 - When installing radio equipment, etc., consult Maruti Suzuki authorised workshop. Radio waves, etc., from a radio may adversely affect the computer module used in the airbag system.

(Continued)

⚠ WARNING

(Continued)

- Even though your vehicle is damaged by a collision, it may not be severe enough to trigger front, side or side curtain airbags to inflate. If your vehicle sustains any front-end or side damage, have the airbag system inspected by Maruti Suzuki authorised workshop to ensure that it works properly. If the original function of airbag system is damaged, airbag may not function effectively and fully in case of an emergency.
- If the airbag-related parts are replaced or repaired, which has an impact on the airbag functions, the airbag may activate unnecessarily or may not activate when necessary. The following situations may give a negative impact to the airbag system. In these cases, consult Maruti Suzuki authorised workshop beforehand.
 - Removing the steering wheel, repairing the areas around the steering wheel, etc.

(Continued)


FOR SAFE DRIVING

⚠ WARNING

(Continued)

- Center console repair, repairs around the instrument cluster, repairs under the front seat, and repairs of electrical wiring
- Installation of audio equipment, etc.
- Sheet metal painting and repairs around the dashboard
- Replacement of the front seat and repairs around the seat
- Repairs around the front pillar, the back pillar or the roof side
- Repairs around the center pillar
- Repairs around the sunroof

Driver's front airbag precautions




69RHS022

⚠ WARNING

- Do not position your hands, face, chest, etc., close to airbag unit area or lean on the steering wheel. Otherwise, there is the risk of serious injury due to major impact if the airbag were to be deployed.
- Do not modify the steering wheel, such as replacing it, placing stickers on it, painting it or putting the cover on it. Otherwise, the airbag may not deploy normally in case of emergency, resulting in severe injury.

Front passenger's front airbag precautions



69RHS170

⚠ WARNING

- When riding in the front passenger's seat or when allowing a child to ride in this seat, be sure to observe the following points. Failure to do so may result in serious injury due to major impact if the airbag is deployed.
 - Do not position your hands or feet on the airbag unit area, and do not position your face, chest, etc., close to this area.
 - Do not allow a child to stand in front of the airbag unit area or sit on a passenger's lap in the front passenger's seat. Have a child ride in the rear seat wearing a seat belt.

(Continued)

⚠ WARNING

(Continued)

- For a child that is not yet big enough to wear a seat belt properly, be sure to use a child restraint system on the rear seat.




69RHS171

⚠ WARNING

- As the airbag may not provide the best performance and it may result in severe injury in case of emergency, observe the following points.
 - Do not place stickers on the airbag units or the surrounding areas or paint them. Also, do not attach any accessories, fragrances, electronic toll control units, portable car navigation systems, etc. to this area, and do not lean umbrellas or other objects against it.
 - Do not attach accessories (except for Maruti Suzuki genuine products), etc., to the windshield or the inside rearview mirror.

Side airbags and side curtain airbags precautions



59RN02200

⚠ WARNING

If you attach accessories such as cup holders or hangers near the door, or if you lean umbrellas against the door, when side airbags or side curtain airbags activate, these objects may be thrown out and may not inflate properly, resulting in severe injury.

Do not attach accessories such as cup holders or hangers near the door. Also, do not lean umbrellas against the door.

Function of Airbags

How the System Works

In a frontal collision, the collision sensors will detect rapid deceleration, and if the controller judges that the deceleration represents a severe frontal collision, the controller will trigger the inflators. The inflators inflate the appropriate airbags with nitrogen or argon gas. The inflated airbags provide a cushion for your head and upper body. The airbag inflates and deflates so quickly that you may not even realize that it has activated. The airbag will neither hinder your view nor make it harder to exit the vehicle.

A seat belt helps keep you in the proper position for maximum protection when an airbag inflates. Adjust your seat as far back as possible while still maintaining control of the vehicle. Sit fully back in your seat; sit up straight; do not lean over the steering wheel or dashboard. Front occupants should not lean on or sleep against the door. Refer to "Seat Adjustment" section and "Seat Belts and Child Restraint Systems" section in this section for details on proper seat and seat belt adjustments.



59RN02370



59RN04670



59RN02360

WARNING

- **The driver should not lean over the steering wheel. The front passenger should not rest his or her body against the dashboard where a front air bag is mounted or a child should not stand in front of the dashboard. Otherwise, he or she will get too close to the dashboard. For vehicles with side air bags and side curtain air bag, occupants should not lean on or sleep against the door. In these situations, the out-of-position occupant would be too close to an inflating airbag, and may suffer severe injury.**

(Continued)

⚠ WARNING

(Continued)

- Do not attach any objects to, or place any objects over, the steering wheel or dashboard. Do not place any objects between the airbag and the driver or front passenger. These objects may interfere with airbag operation or may be propelled by the airbag in the event of a collision. Also, these objects may move when you start moving vehicle or while vehicle is moving, they may interfere with driver's view or safe driving. In each condition, it may cause severe injury.
- For vehicles with side airbags, do not use non-genuine seat covers on the front seats, because non-genuine seat covers may obstruct the inflation of side airbags. Maruti Suzuki highly recommends Maruti Suzuki-genuine seat covers to be used when covering the front seats of such vehicles with side airbags. Also, near the door, do not place cup holders, hangers or any other objects and do not lean an umbrella, as these objects could be propelled by the airbag in the event of a collision. Either of these conditions may cause severe injury.

(Continued)

⚠ WARNING

(Continued)

- Do not strike or apply significant levels of impact to the airbag component areas. It can cause the airbags to malfunction.
- Even though your vehicle is damaged by a collision, it may not be severe enough to trigger front, side or side curtain airbags to inflate. If your vehicle sustains any front-end or side damage, have the airbag system inspected by Maruti Suzuki authorised workshop to ensure that it works properly. If the original function of air bag system is damaged, air bag may not function effectively and fully in case of an emergency.

⚠ CAUTION

Airbags must inflate quickly and forcefully in order to reduce the chance of serious or fatal injuries. However, an unavoidable consequence of the quick inflation is that the airbag may irritate bare skin, such as the facial area against a front airbag. Wash off any residue as soon as possible to prevent skin irritation. Also, upon inflation, a loud noise will occur and some powder and smoke will be released. These conditions are not harmful and do not indicate a fire in the vehicle. Be aware, however, that some airbag components may be hot for a while after inflation. This may cause burn injury.

Your vehicle is equipped with a diagnostic module which records information about the airbag system if the airbags deploy in a collision. The module records information about overall system status, and which sensors activated the deployment.

FOR SAFE DRIVING

Servicing the airbag system

If the airbags inflate, have the airbags and related components replaced by Maruti Suzuki authorised workshop as soon as possible.

If your vehicle ever gets in deep water and the driver's floor is submerged, the airbag controller could be damaged. If this happens, ask Maruti Suzuki authorised workshop to check the airbag system as soon as possible.

Special procedures are required for servicing or replacing an airbag. For that reason, only Maruti Suzuki authorised workshop should be allowed to service or replace your airbags. Remind anyone who services your Maruti Suzuki vehicle that it has airbags.

Service on or around airbag components or wiring must be performed only by Maruti Suzuki authorised workshop. Improper service could result in unintended airbag deployment or could render the airbag inoperative. Either of these two conditions may result in severe injury.


To prevent damage or unintended inflation of the airbag system, check that the battery is disconnected and the ignition switch has been in "LOCK" position or the ignition mode has been in LOCK (OFF) for at least 90 seconds before performing any electrical service work on your Maruti Suzuki vehicle. Do not touch airbag system components or wires. The wires are wrapped with yellow tape or yellow tubing, and the couplers are yellow for easy identification.

▲ CAUTION

If you do not handle the airbags properly, they may inflate unexpectedly, resulting in personal injury. When scrapping the airbags or the vehicle that has the airbags, consult Maruti Suzuki authorised workshop.

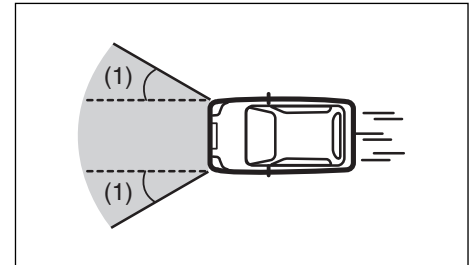
Front Airbag Deployment Conditions

Front airbags deploy (inflation)



80J097

- Frontal collision with a fixed wall that does not move or deform at more than about 25 km/h




80J098E

- Strong impact equivalent to frontal collision such as above at left and right angles of about 30 degrees (1) or less from the front of your vehicle


Front airbags may inflate

Receiving a strong impact to the lower body of your vehicle, the front airbags may inflate.




80J099

- Hitting a curb or medial strip



80J100E

- Falling into a deep hole or ditch




80J101

- Landing hard or falling

Front airbags may not inflate


The front airbags may not inflate when a strong impact has not occurred since the collision object (including living beings like animals) was easy to be deformed or moved, or the collided portion of your vehicle was easy to be deformed.

Also, front airbags may not inflate in many cases when the collision angle is greater than about 30 degrees at left and right angles from the front of your vehicle. Also, in certain collisions at low speed, the airbags may not inflate.



80J102


- Frontal collision to a stopped vehicle at less than about 50 km/h



80J103

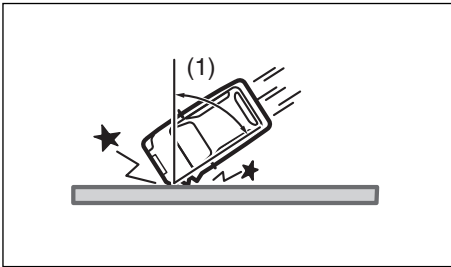
- Collision that the front of your vehicle goes under the bed of a truck etc.

FOR SAFE DRIVING




80J104

- Collision with a utility pole or stumpage



80J105E

- Collision with a fixed wall or guardrail at left and right angles of greater than about 30 degrees (1) from the front of your vehicle




80J106

- Frontal collision with a fixed wall that does not move or deform at less than about 25 km/h

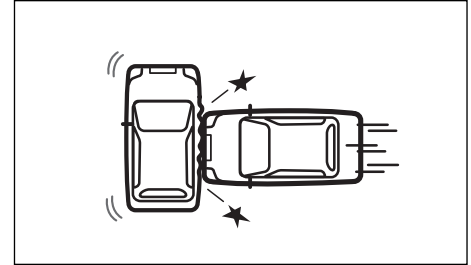
Front airbags do not inflate

Front airbags do not inflate in rear impacts, side impacts or rollovers, etc. However, these might inflate in a strong impact.




80J120

- Impact from the rear



80J119

- Impact from the side

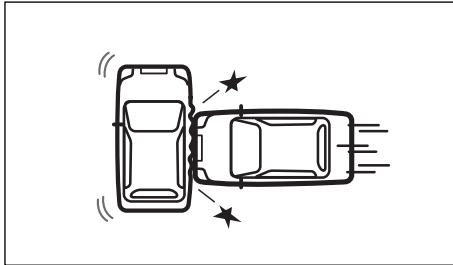


80J110

- Vehicle rollover

Side Airbags and Side Curtain Airbags Deployment Conditions

Side airbags and side curtain airbags deploy (inflation)




80J119

- Impacts from the side at about a right angle by a general passenger car to your vehicle at more than about 30 km/h or in a greater impact


Side airbags and side curtain airbags may inflate in a strong impact

Side airbags and side curtain airbags may inflate even in a frontal collision, if there is a strong impact to the lateral direction.




80J102

- Frontal collision




52RM20730

- Hitting a curb or bump



80J100E

- Falling into a deep hole or ditch

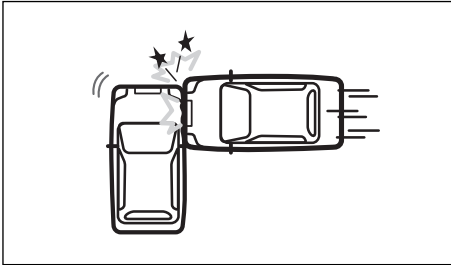


80J101

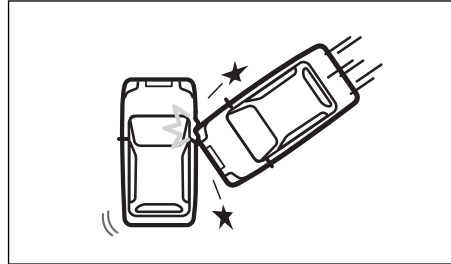
- Landing hard or falling

FOR SAFE DRIVING

Side airbags and side curtain airbags may not inflate




80J121



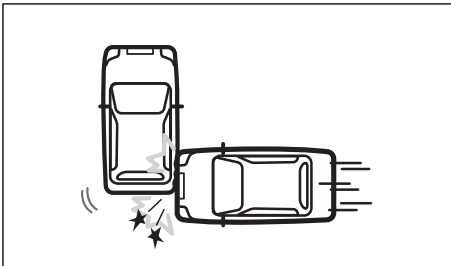
80J123

- Impact from the side at an oblique angle



80J125

- Impact from the side by a motorcycle or bicycle



80J122

- Impact from the side to the vehicle body other than the passenger compartment



80J124


- Impact from the side by a high hood vehicle



80J126


- Collision with a utility pole or stumpage

Side airbags and side curtain airbags do not inflate



80J120

- Impact from the rear



80J110

- Vehicle rollover


When Starting the Engine

Be Careful of Carbon Monoxide Poisoning

⚠ WARNING

Exhaust gases contain carbon monoxide, a potentially lethal gas that is colorless and odorless. If you breathe exhaust gases, you may feel drowsy, resulting in severe health problems or death in the worst case. If you start the engine, be careful of carbon monoxide poisoning.

Do not Run Engine in a Poorly-ventilated Area



52D334

⚠ WARNING

Avoid breathing exhaust gases. Exhaust gases contain carbon monoxide, a potentially lethal gas that is colorless and odorless. Since carbon monoxide is difficult to detect by itself, take the following precautions to help prevent carbon monoxide from entering your vehicle. Otherwise, it may result in severe health problems or death in the worst case.

- Do not leave the engine running in garages or confined areas, with passengers inside. This may result in accumulation of carbon monoxide in cabin and may lead to suffocation or breathing problem and lead to death.
- Do not park with the engine running for a long period of time, even in an open area. In case of long periods, danger of choking and death on being inside the vehicle is a possibility when the engine is running. If it is necessary to sit for a short time in a parked vehicle with the engine running, check that the air intake selector is set to "FRESH AIR" and the blower is at high speed.

(Continued)

⚠ WARNING

(Continued)

- Avoid operating the vehicle with the tailgate or trunk open. If it is necessary to do so, check that the all windows are closed, and the blower is at high speed with the air intake selector set to “FRESH AIR”.
- To allow proper operation of your vehicle’s ventilation system, keep the air inlet grill in front of the windshield clear of snow, leaves or other obstructions at all times.
- Keep the exhaust tailpipe area clear of snow and other material to help reduce the buildup of exhaust gases under the vehicle. This is particularly important when parked in blizzard conditions.
- Have the exhaust system inspected periodically for damage and leakage. Any damage or leakage should be repaired immediately.

Do not Take a Nap with Engine Running



69RHS172

⚠ WARNING

Do not take a nap with the engine running. Otherwise, it may result in an accident, severe health problems or death in the worst case.

- Exhaust gases can enter the vehicle due to surrounding conditions and wind direction, possibly causing carbon monoxide poisoning.
- The gearshift lever could change unintentionally, or the accelerator pedal could be depressed accidentally, causing an accident.
- If you were to accidentally step on the accelerator pedal while asleep, the engine and exhaust system could overheat, resulting in danger of fire

When Loading the Luggage

Loading too much luggage in the vehicle may have negative effects to the vehicle body or driving performance.

⚠ WARNING



59RN02230

- Fuel, chemical containers, spray cans etc. may catch a fire or cause an explosion. Do not bring these objects into the vehicle.

(Continued)

⚠ WARNING

(Continued)



59RN02240

- If you place any objects on the instrument panel, these objects may move and interfere with driver's view or safe driving. Also, the front passenger's front airbag may not work properly or these objects may be thrown out when the airbag inflates in an accident. Do not place any objects on the instrument panel.

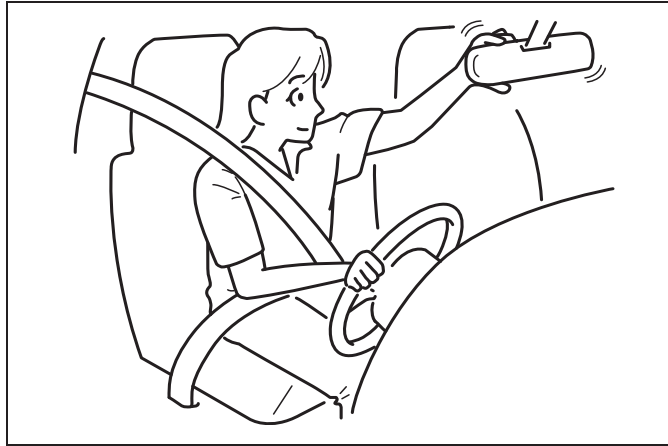


59RN07290

⚠ CAUTION

- If you hang any objects on the gearshift lever or use it as a handrest, the gearshift lever may not work properly, resulting in a malfunction or an accident. Do not hang any objects on the gearshift lever or use it as a handrest.
- If you pile up luggage, it may interfere with driver's view. Also, in a sudden braking, the luggage would jump out and it may result in an accident. Do not pile up luggage in the vehicle.
- If animals move about in the vehicle, it may interfere with driver's view. Also, in a sudden braking, it may result in an accident. When you bring animals into the vehicle, make sure that animals do not move about.

MEMO



60G404

BEFORE DRIVING

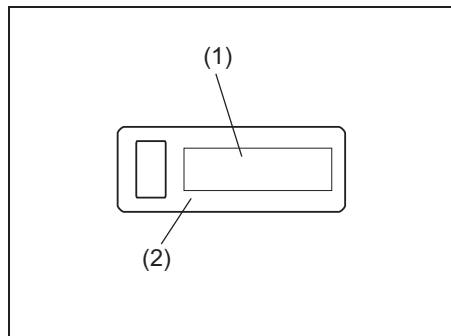
Keys	3-1
Doors	3-3
Keyless entry system transmitter /Keyless push start system remote controller (if equipped)	3-7
Security System	3-18
Windows	3-20
Mirrors	3-23
Lighting Control Lever	3-28
Front Fog Light Switch (if equipped)	3-32
Headlight Leveling Switch	3-33
Turn Signal Control Lever	3-34
Hazard Warning Switch	3-35
Windshield Wiper and Washer Lever	3-36
Tilt / Telescoping (if equipped) Steering Lock Lever	3-38
Horn	3-39
Heated Rear Window Switch (if equipped)	3-39

BEFORE DRIVING

Keys

Your vehicle comes with a pair of identical keys. Keep one of the keys as a spare key in a safe place. One key can open all of the locks on the vehicle.

Key Number Plate



66T020030

The key identification number (1) is stamped on a metal tag (2) provided with the keys. Keep the tag in a safe place. If you lose your keys, you will need this number to have new keys made. Write the number below for your future reference.

KEY NUMBER:

NOTE:

- *Carefully keep the tag in the place other than your vehicle, so that someone does not find out about the key identification number. If you lose your key, inform the key identification number to a Maruti Suzuki authorised workshop.*
- *When you resell or transfer your vehicle to a new owner or operator, give the key number plate with your vehicle to him or her.*

Immobilizer System

This system is designed to help prevent vehicle theft by electronically disabling the engine starting system.

The engine can be started only with your vehicle's original immobilizer ignition key or keyless push start system remote controller, which has an electronic identification code programmed in it. The key or remote controller communicates the identification code to the vehicle when the ignition switch is turned to "ON" position or the engine switch is pressed to change the ignition mode to ON. If you need to make spare keys or remote controllers, see a Maruti Suzuki authorised workshop. The vehicle must be programmed with the correct identification code for the spare. A key made by an ordinary locksmith will not work.

In the case you can start the engine, when you turn the ignition switch to "LOCK" position or press the engine switch to change

the ignition mode to ON, the immobilizer system will be released and the immobilizer/keyless push start system warning light will turn on for about 2 seconds and then it will turn off.

When you turn the ignition switch to "LOCK" position or press the engine switch to change the ignition mode to LOCK (OFF), the immobilizer system will operate.


NOTICE

If the immobilizer system is modified or removed, it cannot be properly operated. Do not modify or remove the immobilizer system.

NOTE:

This immobilizer system is maintenance-free.

Immobilizer/Keyless Push Start System Warning Light



80JM122

If the immobilizer/keyless push start system warning light blinks when the ignition switch is in "ON" position or the ignition mode is "ON", the engine will not start.

For vehicles without a keyless push start system

If this light blinks, turn the ignition switch to LOCK position, and then turn it back to ON position.

If the light still blinks after the ignition switch is turned back to ON position, there may be something wrong with your key or with the immobilizer system. Ask a Maruti Suzuki authorised workshop to have the system inspected.

For vehicles with a keyless push start system

If this light blinks, change the ignition mode to “LOCK” (OFF), and then change it back to “ON”. Also refer to “Master warning indicator light blinks and engine cannot be started” in “Starting / stopping engine (vehicle with keyless push start system)” in “OPERATING YOUR VEHICLE” section.

If the light still blinks after the ignition mode is changed back to “ON”, there may be something wrong with your key or with the immobilizer system. Ask a Maruti Suzuki authorised workshop to have the system inspected.

The immobilizer/keyless push start system warning light may also blink if the remote controller is not in the vehicle when you close the door or attempt to start the engine.

NOTE:

- *If you lose your immobilizer ignition key or remote controller, ask a Maruti Suzuki authorised workshop as soon as possible to deactivate the lost one, and to make a new key or remote controller.*
- *If you own other vehicles with immobilizer keys, keep those keys away from the ignition switch or the engine switch when using your MARUTI SUZUKI vehicle. Otherwise, or the engine may not be started because they may interfere with your MARUTI SUZUKI vehicle’s immobilizer system.*
- *If you attach any metal objects to the immobilizer key or remote controller, it may not start the engine.*

NOTICE

The immobilizer key and remote controller are sensitive electronic instruments. To avoid damaging them:

- **Do not expose them to impacts, moisture or high temperature such as on the dashboard under direct sunlight.**
- **Keep them away from magnetic objects.**

Ignition Key Reminder (if equipped)

A buzzer sounds intermittently to remind you to remove the ignition key if it is in the ignition switch when the driver’s door is opened.

BEFORE DRIVING

Doors

⚠ WARNING

- When a seat belt or luggage is caught by a door, the door cannot be shut properly and it may open while driving. This may cause an accident. Close a door not to catch a seat belt or luggage in the door.
- When you keep the tailgate open with the engine running, exhaust gases will enter the vehicle and cause carbon monoxide poisoning. This may cause severe health problems or death in the worst case. Do not keep the tailgate open with the engine running.
- To prevent fire or theft, stop the engine and lock the doors when leaving the vehicle.
- When opening a door, be careful of the surrounding area. An accident, such as a collision with the vehicle or a pedestrian behind your vehicle, may occur. Be very careful when opening a door especially on a windy day.
- When a child opens or closes a door, his / her hands, legs or head may be caught in the door and this may cause injury. Opening or closing a door should be performed not by a child but by an adult.

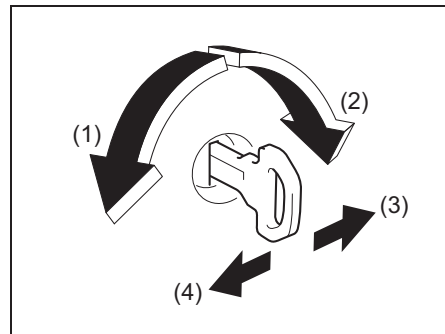
⚠ CAUTION

- When a child opens or closes a door, his / her hands, legs or head may be caught in the door and this may cause injury. Opening or closing a door should be performed not by a child but by an adult.
- When the tailgate is not fully opened, it may be unexpectedly closed and this may cause injury. When opening the tailgate, open it fully.
- Opening the tailgate right behind the exhaust pipes may cause burn injury. With the engine running, do not open the tailgate right behind the exhaust pipes.

NOTE:

- *When leaving the vehicle even for a short period of time, do not leave cash or valuables in the vehicle, to avoid risk of theft.*
- *Depending on the setting conditions of the security alarm and the opening conditions of the doors, an alarm may operate. Refer to "Security System (if equipped)" in this section.*

Side Door Locks



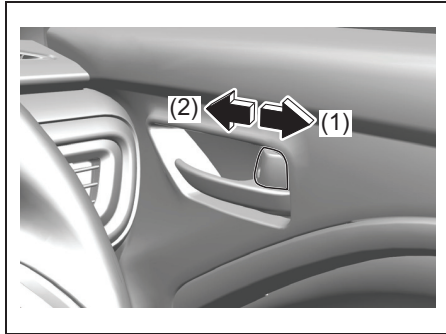
59RN03180

- (1) UNLOCK
- (2) LOCK
- (3) Front
- (4) Rear

To lock a front door from outside the vehicle:

- Insert the key and turn the top of the key toward the front of the vehicle, or
- Turn the lock knob forward, then pull and hold the door handle as you close the door.

To unlock a front door from outside the vehicle, insert the key and turn the top of the key toward the rear of the vehicle.



66T020040

- (1) UNLOCK
- (2) LOCK

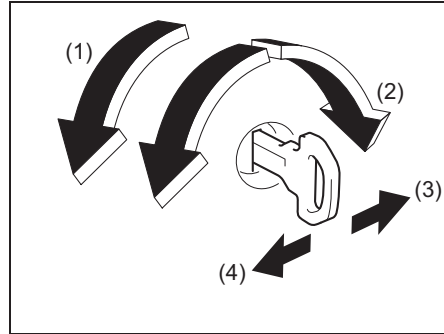
To lock a door from inside the vehicle, turn the lock knob forward. Turn the lock knob rearward to unlock the door.

To lock a rear door from outside the vehicle, turn the lock knob forward and close the door. You do not need to pull and hold the door handle as you close the door.

NOTE:

Be sure to hold the door handle when you close a locked front door, or the door will not remain locked.

Central Door Locking System



66T020060

- (1) UNLOCK
- (2) LOCK
- (3) Front
- (4) Rear

You can lock and unlock all doors (including the tailgate) simultaneously by using the key in the driver's door lock.

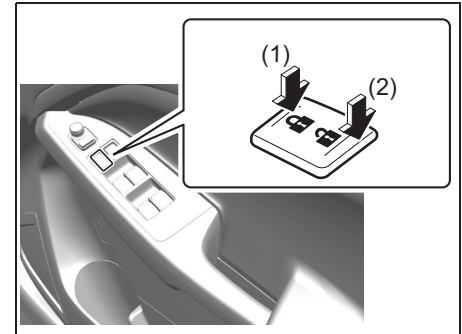
To lock all doors simultaneously, insert the key in the driver's door lock and turn the top of the key towards the front of the vehicle once.

To unlock all doors simultaneously, insert the key in the driver's door lock and turn the top of the key towards the rear of the vehicle twice.

To unlock the driver's door only, insert the key in that door lock and turn the top of the key towards the rear of the vehicle once.

NOTE:

You can switch the function that unlocks all doors from twice operations to once operation, and vice versa, via the setting mode of the information display. For details on how to use the information display, refer to "Information Display" in "INSTRUMENT CLUSTER" section.



66T020070

- (1) LOCK
- (2) UNLOCK

You can also lock or unlock all doors by depressing the front or rear of the switch, respectively.

BEFORE DRIVING

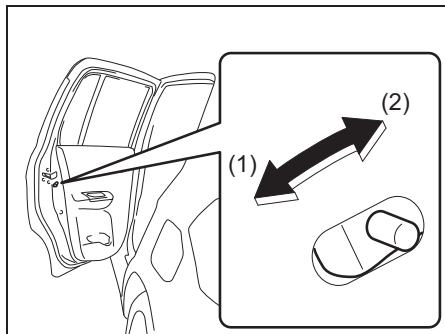
NOTE:

- You can also lock or unlock all doors by operating the transmitter or remote controller. Refer to “Keyless push start system remote controller / Keyless entry system transmitter” in this section.
- If your vehicle is equipped with the keyless push start system, you can also lock or unlock all doors by pushing the request switch. Refer to “Keyless push start system remote controller / Keyless entry system transmitter” in this section.

NOTE:

- All doors are automatically unlocked when you change the ignition mode to LOCK (OFF) or turn the ignition switch to the “LOCK” position and pull out the key.
- All doors are automatically locked for safety when the vehicle speed reaches 15 km/h.
- You can change the automatic locking or unlocking function mentioned above via the setting mode of the information display. For details on how to use the information display, refer to “Information display” in “INSTRUMENT CLUSTER” section.

Child-Proof Locks (rear door)



- (1) LOCK
- (2) UNLOCK

Each of the rear doors is equipped with a child-proof lock which can be used to help prevent unwanted opening of the door from inside the vehicle. When the lock lever is in LOCK position (1), the rear door can only be opened from outside. When the lock lever is in UNLOCK position (2), the rear door can be opened from inside or outside.

⚠ WARNING

Place the child-proof lock in LOCK position whenever children are seated in the rear.

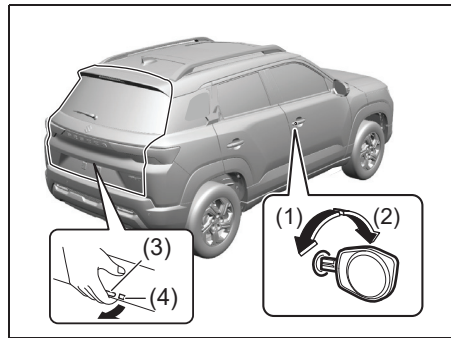
NOTE:

When you open a door from inside, put your hand out of the window and use the door handle.

Tailgate

⚠ WARNING

Always make sure that the tailgate is closed and latched securely. Completely closing the tailgate helps prevent occupants from being thrown from the vehicle in the event of an accident. Completely closing it also helps keep exhaust gases from entering the vehicle.



66T020080

- (1) UNLOCK
- (2) LOCK
- (3) Tailgate unlatch switch
- (4) Request switch (if equipped)

Vehicle with keyless entry system

You can lock and unlock the tailgate by using the driver's door lock key.

To open the tailgate, push and hold the tailgate unlatch switch (3) and lift the tailgate.

Vehicle with keyless push start system

You can lock or unlock the tailgate by pushing the request switch (4), when the keyless push start system remote controller is within the switch's operating range. For details refer to "Keyless Push Start System Remote Controller/Keyless Entry System Transmitter" in this section.

To open the tailgate, push the tailgate unlatch switch (3) and lift the tailgate.

The tailgate unlatch switch (3) operates only to open the tailgate.

When all the doors are closed and if the keyless push start remote controller is left in the trunk, the tailgate will be automatically unlatched.

NOTE:

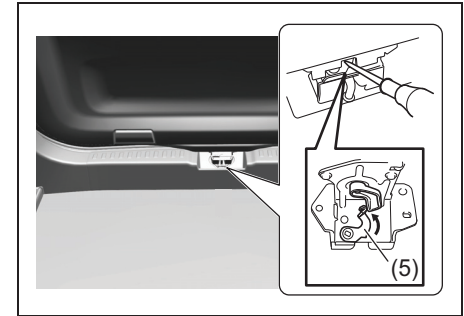
When the tailgate is closed incompletely, follow the procedure below:

- 1) Push the tailgate unlatch switch (3) and open the tailgate.
- 2) After a few seconds, close the tailgate.
- 3) Make sure that the tailgate is closed completely.

If you cannot unlatch the tailgate by pushing the unlatch switch (3) due to a discharged battery or malfunction, follow the

procedures below to unlatch the tailgate from inside the vehicle.

- 1) Remove the luggage compartment cover (if equipped) and fold the rear seat forward for easier access. Refer to "Folding Rear Seats" section for details on how to fold the rear seat forward.



66T020110

- 2) Push open the tailgate from inside by pushing up on the emergency lever (5) using a flat blade screwdriver or the jack handle. The tailgate will be latched again by closing the tailgate simply.

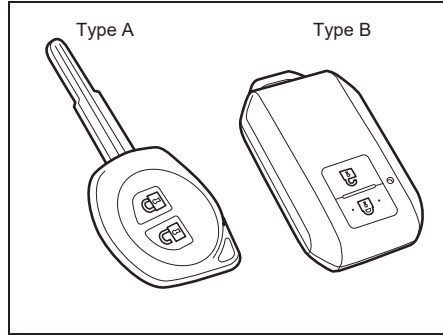
If the tailgate cannot be unlatched by pushing the unlatch switch (3), have the vehicle inspected by a Maruti Suzuki authorised workshop.

BEFORE DRIVING

⚠ CAUTION

- To avoid injury, do not use your finger to push the emergency lever.
- Make sure there is no one near the tailgate when pushing open the tailgate from inside the vehicle.

Keyless entry system transmitter /Keyless push start system remote controller (if equipped)



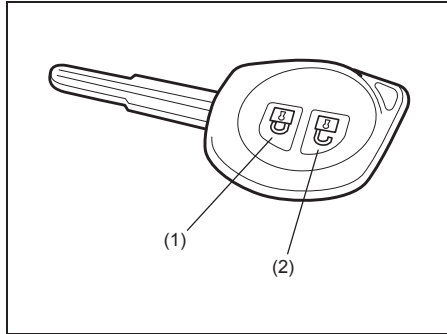
Your vehicle is equipped with either a keyless entry system transmitter (Type A) or a keyless push start system remote controller (Type B). The transmitter has only a keyless entry system. The remote controller has a keyless entry system and a keyless push start system. For details, refer to the following explanations.

⚠ WARNING

Radio waves from the keyless push start system antenna(s) may interfere with operation of electrical medical equipment such as pacemakers. Failure to take the precautions listed below can increase the risk of severe injury or death due to radio wave interference.

- Anyone who uses electrical medical equipment such as a pacemaker should consult the medical equipment supplier or their medical advisor about whether radio waves from the antenna(s) can interfere with the medical equipment.
- If radio wave interference is a concern, have the function of the antenna(s) disabled by a Maruti Suzuki authorised workshop.

Keyless Entry System Transmitter (Type A)



72R0148

- (1) LOCK button
- (2) UNLOCK button

You can lock or unlock all doors (including the tailgate) simultaneously by operating the transmitter near the vehicle.

Central door locking system

- To lock all doors, push LOCK button (1) once.
- To unlock only the driver's door, push UNLOCK button (2) once.
- To unlock other doors, push UNLOCK button (2) once again.

NOTE:

You can switch the function that unlocks all doors from requiring two pushes to requiring one push, and vice versa, via the information display setting mode. For details on how to use the information display, refer to "Information display" in "INSTRUMENT CLUSTER" section.

The turn signal lights will flash once and the siren will sound once when the doors are locked.

When the doors are unlocked:

- The turn signal lights will flash twice and the siren will sound twice.
- If the interior light switch is in the "DOOR" position, the interior light will turn on for 15 seconds and then fade out. If you insert the key into the ignition switch during this time, the light will start to fade out immediately.

Be sure the doors are locked after you operate the LOCK button (1).

NOTE:

If no door is opened within about 30 seconds after the UNLOCK button (2) is operated, the doors will automatically lock again.

NOTE:

- If you lock the doors using the transmitter when the engine hood is open, the siren will sound 3 times to remind you.
- If the security system was triggered due to an unauthorized entry into the vehicle and then you unlock the doors using the transmitter, the siren will sound 4 times to remind you. If this happens, check whether your vehicle has been broken into while you were away from it.
- Once you push both of the LOCK button (1) and UNLOCK button (2), then you push one of the buttons within 5 seconds, the siren will not sound. However, push one of the buttons 5 seconds later, the siren will sound.
- You can set whether the siren sounds when locking or unlocking the door(s) via the setting mode of the information display. For details on how to use the information display, refer to "Information Display" in "INSTRUMENT CLUSTER" section.

BEFORE DRIVING

NOTE:

- The maximum operating distance of the keyless entry system transmitter is about 5 m (16 ft.), but this can vary depending on the surroundings, especially near other transmitting devices such as radio towers or CB (Citizen's Band) radios.
- The door locks cannot be operated with the transmitter, if the ignition key is inserted in the ignition switch.
- When any door is open, the door locks can be operated only by unlocking with the transmitter.
- The remote key may not work if other vehicles or objects or transmitting devices are blocking the signal.
- If you lose one of the transmitters, ask a Maruti Suzuki workshop as soon as possible for a replacement. Be sure to have your dealer program the new transmitter code in your vehicle's memory so that the old code is erased.

NOTICE

The transmitter is a sensitive electronic instrument. To avoid damaging the transmitter:

- Do not expose it to impacts, moisture or high temperature such as by leaving it on the dashboard under direct sunlight.
- Keep the transmitter away from magnetic objects such as a television, electromagnetic materials that blocks electromagnetic waves to the key surface.

Car locator alarm function

This function helps in locating the vehicle. Push both of the LOCK button (1) and UNLOCK button (2) for more than 3 seconds.

The turn signal lights will blink for about 27.5 seconds. Also, the siren will sound for about 27.5 seconds at the same time.

To cancel the car locator alarm, press any button (LOCK or UNLOCK).

You can also cancel the car locator alarm by turning the ignition switch to "ON" position.

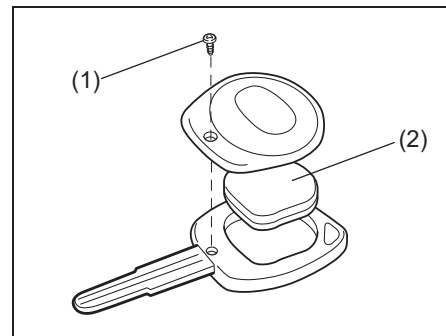
NOTE:

The car locator alarm function will not activate when the key is in the ignition switch or pre warning / full blast warning by shock sensor or alarm is in activated condition.

Battery replacement

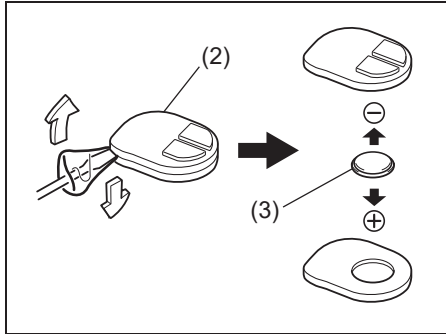
If the transmitter becomes unreliable, replace the battery.

To replace the battery of the transmitter:



68LM248

- 1) Remove the screw (1), and open the transmitter cover
- 2) Remove the transmitter (2)



73R0197

(3) Lithium disc type battery:
CR1616

- 3) Put the edge of a flat blade screwdriver covered with a soft cloth in the slot of the transmitter (2) and pry it open.
- 4) Replace the battery (3) so its + terminal faces the "+" mark of the transmitter.
- 5) Close the transmitter and install it into the transmitter holder.
- 6) Close the transmitter cover, install and tighten the screw (1).
- 7) Make sure the door locks can be operated with the transmitter.
- 8) Dispose of the used battery properly according to applicable rules or regulations. Do not dispose of lithium batteries as ordinary household trash.

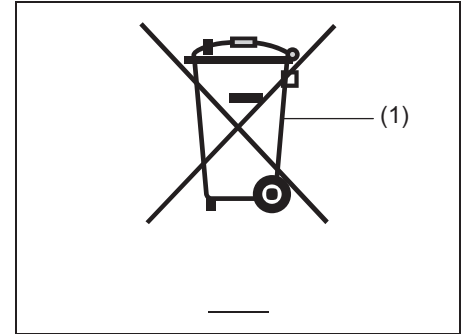
⚠ WARNING

Swallowing a lithium battery may cause serious internal injury. Do not allow anyone to swallow a lithium battery. Keep lithium batteries away from children and pets. If swallowed, contact a physician immediately.

NOTICE

- The transmitter is a sensitive electronic instrument. To avoid damaging it, do not expose it to dust or moisture or tamper with internal parts.
- **When replacing the battery by yourself, the transmitter controller could be damaged affected by static electricity. Discharge the static electricity built up in your body by touching metal before replacing the battery.**

NOTE:
Used batteries must be disposed of properly according to applicable rules or regulations and must not be disposed of with ordinary household trash.



80JM133

(1) Crossed-out wheeled bin symbol

The crossed-out wheeled bin symbol (1) indicates that a used battery should be collected separately from ordinary household trash.

By ensuring the used battery is disposed of or recycled correctly, you will help prevent potential negative consequences for the environment and human health, which could otherwise be caused by inappropriate battery disposal. The recycling of materials will help to conserve natural resources. For more detailed information about disposing of or recycling the used battery, consult a Maruti Suzuki authorised workshop.

Be careful not to lose your key and to leave it in the locked vehicle.

WARNING

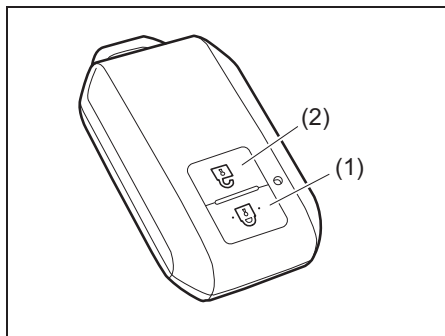
When you take the remote controller in an airplane, do not press the lock button or the unlock button. When you put the remote controller in a bag, place it so that either of these buttons is not pressed easily. If either of these buttons is pressed, radio wave may interfere with operation of the airplane.

* The remote controller is an electronic device which has a restriction on its use in the airplane.

Keyless Push Start System Remote Controller (Type B)

The remote controller enables the following operations:

- You can lock or unlock the doors by pushing LOCK/UNLOCK buttons on the remote controller. Refer to the explanation in this section.
- You can lock or unlock the doors by pushing the request switch. For details, refer to the explanation in this section.
- You can start the engine without using an ignition key. For details, refer to “Engine switch (vehicle with keyless push start system)” in “OPERATING YOUR VEHICLE” section.



52RM20060

- (1) LOCK button
- (2) UNLOCK button

You can lock or unlock all doors (including the tailgate) simultaneously by operating the remote controller near the vehicle.

Central door locking system

- To lock all doors, push LOCK button (1) once.
- To unlock only the driver's door, push UNLOCK button (2) once.
- To unlock other doors, push UNLOCK button (2) once again.

NOTE:

You can switch the function that unlocks all doors from twice operations to once operation, and vice versa, via the setting mode of the information display. For details on how to use the information display, refer to “Information Display” in “INSTRUMENT CLUSTER” section.

The turn signal lights will flash once and the siren will sound once when the doors are locked.

When the doors are unlocked:

- The turn signal lights will flash twice and the siren will sound twice.
- If the interior light switch is in the “DOOR” position, the interior light will turn on for 15 seconds and then fade out. If you press the engine switch during this time, the light will start to fade out immediately.

Be sure the doors are locked after you operate the LOCK button (1).

NOTE:

If no door is opened within about 30 seconds after the UNLOCK button (2) is operated, the doors will automatically lock again.

NOTE:

- *If you lock the doors using the remote controller when the engine hood is open, the siren will sound 3 times to remind you.*
- *If the security system was triggered due to an unauthorized entry into the vehicle and then you unlock the doors using the remote controller, the siren will sound 4 times to remind you. If this happens, check whether your vehicle has been broken into while you were away from it.*
- *Once you push both of the LOCK button (1) and UNLOCK button (2), then you push one of the buttons within 5 seconds, the siren will not sound. However, push one of the buttons 5 seconds later, the siren will sound.*
- *You can set whether the siren sounds when locking or unlocking the door(s) via the setting mode of the information display. For details on how to use the information display, refer to "Information Display" in "INSTRUMENT CLUSTER" section.*

NOTE:

- *The maximum operating distance of the remote controller is about 5 m (16 ft.), but this can vary depending on the surroundings, especially near other transmitting devices such as radio towers or CB (Citizen's Band) radios.*
- *The door locks cannot be operated with the remote controller if the ignition mode is other than the "LOCK" (OFF).*
- *When any door is open, if you push the LOCK button on the remote controller, the exterior buzzer will sound and doors cannot be locked.*
- *The remote key may not work if other vehicles or objects or transmitting devices are blocking the signal.*
- *If you lose one of the remote controllers, ask a Maruti Suzuki authorised workshop as soon as possible for a replacement. Be sure to have your dealer program the new remote controller code in your vehicle's memory so that the old code is erased.*

Car locator alarm function

This function helps in locating the vehicle. Push both of the LOCK button (1) and UNLOCK button (2) for more than 3 seconds. The turn signal lights will blink for about 27.5 seconds. Also, the siren will sound for about 27.5 seconds at the same time.

To cancel the car locator alarm, press any button (LOCK or UNLOCK). You can also cancel the car locator alarm in any of the following operations.

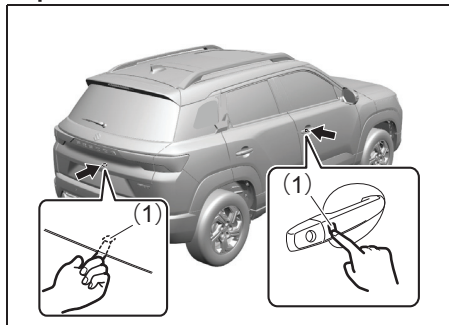
- Press the engine switch to change the ignition mode to ON.
- Bring the remote controller with you and press the request switch.

NOTE:

The car locator alarm function will not activate when the ignition mode is ACC or ON or pre warning / full blast warning by shock sensor or alarm is in activated condition.

BEFORE DRIVING

Keyless unlocking/locking using the request switches



66T020140

When the remote controller is within the operating range described in this section, you can lock or unlock the doors (including the tailgate) by pushing the request switch (1) on the driver's door handle, front passenger's door handle or tailgate.

When all doors are unlocked:

- To lock all doors, push one of the request switches once.

The turn signal lights will flash once and the siren will sound once when the doors are locked.

To unlock a door or all doors:

- Push one of the request switches once to unlock the respective door or the tailgate.
- Push one of the request switches twice to unlock all doors.

NOTE:

You can switch the function that unlocks all doors from twice operations to once operation, and vice versa, via the setting mode of the information display. For details on how to use the information display, refer to "Information Display" in "INSTRUMENT CLUSTER" section.

When the doors are unlocked:

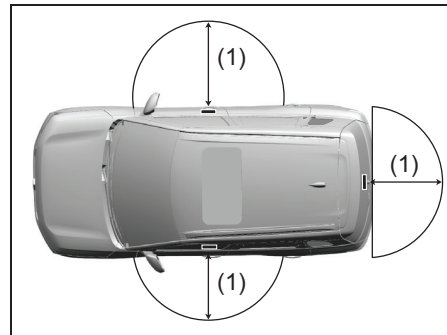
- The turn signal lights will flash twice and the siren will sound twice.
- If the interior dome light switch is in DOOR position, the interior dome light will turn on for 15 seconds and then fade out. If you press the engine switch during this time period, the light will start to fade out immediately.

Be sure the doors are locked after you operate the request switch to lock the doors.

NOTE:

- The door locks cannot be operated by the request switch under the following conditions:
 - If any door or tailgate is open or is not completely closed.
 - If the ignition mode is other than "LOCK" (OFF).

- If no doors are opened within about 30 seconds after unlocking the doors by pushing the request switch, the doors will be locked again automatically.



66T020150

(1) 80 cm (2 1/2 feet)

When the remote controller is within approximately 80 cm (2 1/2 feet) from a front door handle or the tailgate switch, which is specified as the operating range, you can lock or unlock the doors by pushing the request switch.

NOTE:

- If the remote controller is outside the request switch operating range described above, you will not be able to operate the request switch.

- If the battery of the remote controller runs down or there are strong radio waves or noise, the operating range may be reduced or the remote controller may become inoperative.
 - If the remote controller is too close to the door glass, the request switches may not operate.
 - If a spare remote controller is in the vehicle, the request switches may not operate normally.
 - The remote controller will only activate a request switch if it is within the switch's operating range. For example, if the remote controller is within the operating range for the driver's door request switch but not for the front passenger's door request switch or the tailgate request switch, the driver's door switch can be operated but the front passenger's door switch or tailgate switch cannot be operated.
 - If the remote controller is located in the following places in the vehicle, the remote controller may be detected and the request switch may be activated depending on the radio wave condition, there is a risk of that the remote controller may be trapped inside the vehicle.
 - On the instrument panel
 - Floor
 - Luggage compartment
 - Deep in storage compartments such as the glove box or a door pocket, etc.
- Refer "Storage Area" in "OTHER CONTROLS AND EQUIPMENT" section.

NOTICE

The remote controller is a sensitive electronic instrument. To avoid damaging the remote controller:

- Do not expose it to impacts, moisture or high temperature such as by leaving it on the dashboard under direct sunlight.
- Keep the remote controller away from magnetic objects such as a television, , electromagnetic materials that blocks electromagnetic waves to the key surface.

NOTE:
The keyless push start system may not function correctly in certain environments or under certain operating conditions such as the followings:

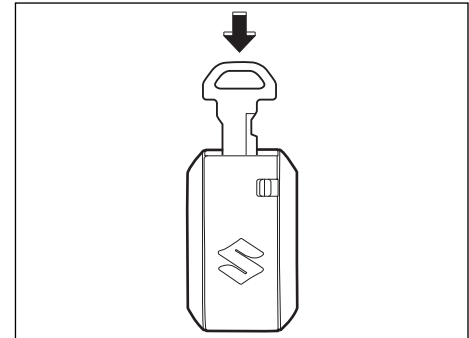
- When there are strong signals coming from a television, power station or a cellular phone.
- When the remote controller is in contact with or covered by a metal object.
- When a radio wave type remote keyless entry is used nearby.
- When the remote controller is placed near an electronic device such as personal computer.

Some additional precautions you should take and information you should be aware of are:

- Make sure the key is always stowed in the remote controller. If the remote controller becomes unusable, you will not be

able to lock or unlock the doors without the key.

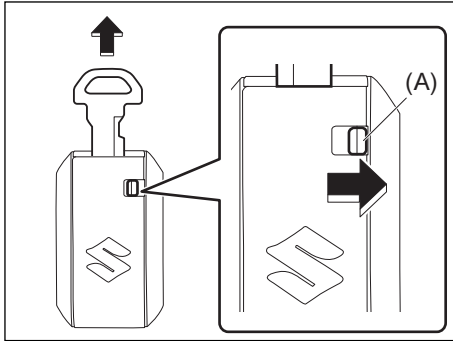
- Make sure that the driver always carries the remote controller.
- If you lose one of the remote controllers, ask a Maruti Suzuki authorised workshop as soon as possible for a replacement. Be sure to have your dealer program the new remote controller code in your vehicle's memory so that the old code is erased.
- You can use up to four remote controllers and the keys for your vehicle. Ask a Maruti Suzuki authorised workshop for details.
- The battery life of the remote controller is about two years, but it can vary depending on usage conditions.



52RM20080

To stow the key into the remote controller, push the key in the remote controller until you hear a click.

BEFORE DRIVING



52RM20090

To remove the key from the remote controller, slide the lock knob (A) in the direction of the arrow and pull the key out from the remote controller.

Request switch warning buzzer

This exterior buzzer beeps for about 2 seconds in the following conditions to warn you that the request switch is not working:

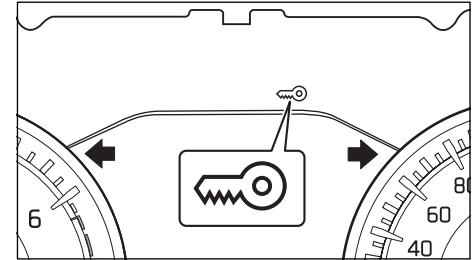
- The request switch is pressed after all doors and the tailgate are closed with the ignition mode in ACC or ON position by pressing the engine switch when the controller is outside the vehicle.
- The request switch is pressed in any of the following conditions with the ignition mode in "LOCK" (OFF) position.
 - The remote controller is left inside the vehicle.
 - Any door (including the tailgate) is open.

Press the request switch again after doing the following:

With the ignition mode changed to "LOCK" (OFF) by pressing the engine switch, bring out the remote controller if it is inside the vehicle and check that all doors are completely closed.

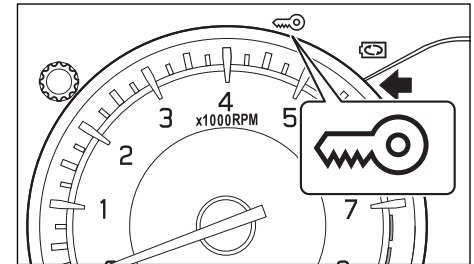
Reminder function

Type A



66T020161

Type B



66T020821

If the remote controller is not in the vehicle under the following conditions, the buzzer sounds intermittently for about 2 seconds and the immobilizer/keyless push start system warning light on the instrument cluster blinks:

When one or more doors are opened and all of the doors are later closed with the ignition mode other than "LOCK".

The indicator light will turn off within several seconds after the remote controller is returned to an area of the vehicle other than the rear luggage area.

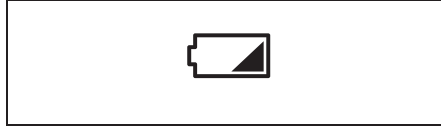
If the remote controller is left in the vehicle and you try to lock the driver's door or front passenger's door as described below, the door will be automatically unlocked.

- If you open the driver's door and try to lock the door by turning the lock knob forward or pushing the power door locking switch, the driver's door will be automatically unlocked.
- If you open the front passenger's door and try to lock the door by turning the lock knob forward or pushing the power door locking switch, the front passenger's door will be automatically unlocked.

NOTE:

- *The reminder will not operate when the remote controller is on the instrument panel, in the glove box, in a storage compartment, in the sun visor or on the floor etc.*
- *Be sure that the driver always carries the remote controller.*
- *Do not leave the remote controller in the vehicle when leaving the vehicle.*

Keyless push start system remote controller battery consumption warning light



70K122

If the remote controller becomes unreliable, this light appears on the information display for several seconds when the engine switch is pressed to change the ignition mode to ON.

NOTE:

If this light comes on, replace the battery, and then perform the following operation to reset the light.

- *Lock and unlock the doors with the remote controller twice or more.*

If the power of your spare remote controller is enough, you can reset the light by operating above procedure with the spare remote controller.

Battery replacement

WARNING

Swallowing a lithium battery may cause serious internal injury or death in the worst case. Do not allow anyone to swallow a lithium battery. Keep lithium batteries away from children and pets. If swallowed, contact a physician immediately.

NOTICE

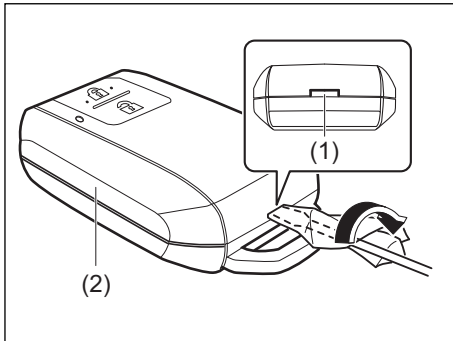
- **The remote controller is a sensitive electronic instrument. To avoid damaging it, do not expose it to dust or moisture or tamper with internal parts.**
- **When you replace the battery by yourself, touch a metallic part and remove static electricity to prevent damaging the remote controller.**

BEFORE DRIVING

NOTE:

- Used batteries must be disposed of properly according to applicable rules or regulations and must not be disposed of with ordinary household trash.
- You may damage the remote controller when replacing its battery. Asking Maruti Suzuki authorised workshop is recommended.
- When you purchase the battery by yourself at a Maruti Suzuki authorised workshop or the other stores, check the year of manufacture for the battery.

If the remote controller becomes unreliable, replace the battery as follows:



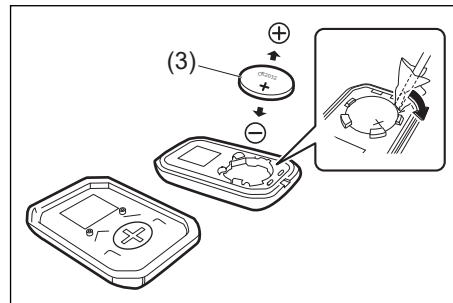
66T020170

- 1) Pry open the remote controller (2).
 - To prevent the case from being damaged, cover the flat-bladed screwdriver with a soft cloth. Insert the flat-bladed screwdriver in the slot (1) to pry it open.

NOTICE

When you pry open the remote controller with a flat-bladed screwdriver, you may damage the internal unit. Be careful not to damage the internal unit with the flat-bladed screwdriver.

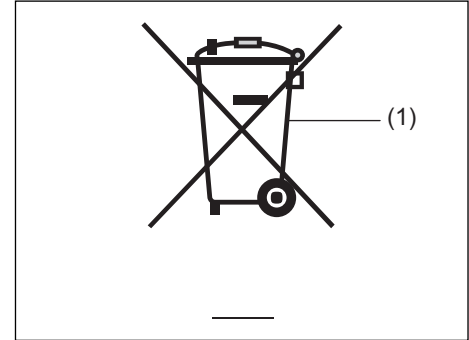
- 2) Replace the battery
 - Remove the old battery. To prevent the case from being damaged, use the flat-bladed screwdriver covered with a soft cloth.



66T020180

- (3) Lithium disc type battery:
CR2032
- 3) Place the battery (3) so its + terminal faces up as shown in the illustration.
- 4) Close the remote controller firmly.
- 5) Make sure the door locks can be operated with the remote controller.

- 6) Dispose of the used battery properly according to applicable rules or regulations. Do not dispose of lithium batteries with ordinary household trash.



80JM133

- (1) Crossed-out wheeled bin symbol

The crossed-out wheeled bin symbol (1) indicates that a used battery should be collected separately from ordinary household trash.

By ensuring the used battery is disposed of or recycled correctly, you will help prevent potential negative consequences for the environment and human health, which could otherwise be caused by inappropriate battery disposal. The recycling of materials will help to conserve natural resources. For more detailed information about disposing of or recycling the used battery, consult a Maruti Suzuki authorised workshop.

Security System

The security system is armed after you close and lock all doors (including engine hood and tailgate) by using the keyless entry system transmitter, keyless push start system remote controller or request switch.

Once the system is armed, any attempt to open a door by using any other means (*) than the keyless push start system remote controller, the request switch or the keyless entry system transmitter, or open the engine hood will cause the alarm to be triggered.

* These means include the following:

- The key
- The lock knob on a door
- The central door locking switch
- The tailgate unlatch switch

Also, in case that you have set the shock sensor to enabled state and set sensitivity of the pre-warning function and full blast warning function to a level other than 0, the alarm will be triggered in case of any attempt to tamper with the vehicle. The shock sensor can be selected enabled or disabled state, and sensitivity of each warning can be adjusted as desired. To set the shock sensor, ask your Maruti Suzuki authorised workshop or use the setting mode of the information display.

NOTE:

- *The default setting of the shock sensor is in the disabled state. Set to the enabled state and adjust sensitivity of each warning according to your preference. For details on how to use the information display, refer to "Information display" in "INSTRUMENT CLUSTER" section.*
- *Your dealer may have already set the shock sensor of the vehicle to the enabled state before you purchase it. Consult your dealer for further information.*

NOTE:

- *The security system generates alarms when any of the predetermined conditions is met. However, the system does not have any function of blocking unauthorized entry into your vehicle.*
- *Always use the keyless push start system remote controller, the request switch or the keyless entry system transmitter to unlock the doors when the security system has been armed. Using a key instead will trigger the alarm.*
- *If a person who does not know the security system is going to drive your vehicle, we recommend you to explain the system and its operation to the person, or disable the system beforehand. Mistakenly triggering the alarm may cause a nuisance to others.*

- *Even if the security system is armed, you should still be careful to guard against theft. Do not leave money or things of value in your vehicle.*

NOTICE

**Do not modify or remove the security system.
If modified or removed, the system cannot be properly operated.**

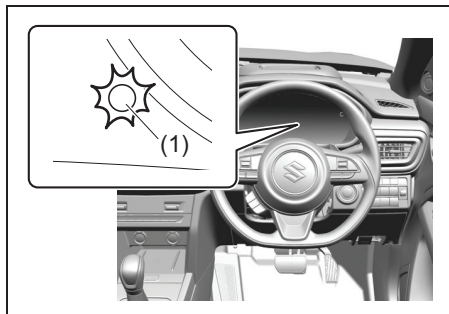
The security system is maintenance-free.

BEFORE DRIVING

How to arm the security system

Lock all doors (including engine hood and tailgate) using the keyless entry system transmitter, keyless push start system remote controller or request switch.

While the system is being armed, the indicator (1) continues to blink at intervals of approximately 2 seconds.



66T020190

NOTE:

- To prevent the alarm from being accidentally triggered, avoid arming it while anyone remains inside the vehicle. The alarm will be triggered if any person inside opens the door, tailgate, engine hood, or swings the vehicle (if the shock sensor is in the enabled state).

- The security system is not armed when all doors are locked using the key from outside, or using the door lock knobs or the central door locking switch from inside.
- If any door is not operated within approximately 30 seconds after the doors have been unlocked using the keyless entry system transmitter, keyless push start system remote controller or request switch, the doors are automatically locked again. When the doors are locked, the security system will be armed.
- If the security system indicator (1) blinks when the ignition switch is in the "ON" position or the ignition mode is "ON", there may be something wrong with the security system. Ask your Maruti Suzuki authorised workshop to inspect the system.

How to disarm the security system

Simply unlock the doors using the keyless push start system remote controller, the request switch or the keyless entry system transmitter. The security system indicator will go out, indicating that the security system is disarmed.

How to stop the alarm

Should the alarm be triggered accidentally, unlock the doors using the keyless push start system remote controller, the request switch or the keyless entry system transmitter, or press the engine switch to change the ignition mode to ON or turn the ignition switch to "ON" position. The alarm will then stop.

NOTE:

- Even after the alarm has stopped, if you lock the doors using the keyless push start system remote controller or request switch, the security system will be rearmed.
- If you disconnect the lead-acid battery while the security system is in the armed condition or the alarm is actually in operation, the alarm will be re-triggered when the lead-acid battery is then reconnected, although, in the latter case, the alarm remains stopped for the period between disconnection and reconnection of the lead-acid battery.
- Even after the alarm has stopped at the end of the predetermined operation time, it will be triggered again if any of the doors, tailgate or engine hood is opened, or the vehicle feels a shock (if the shock sensor is in the enabled state), without disarming the security system.

Checking whether the alarm has been triggered during parking

If the alarm was triggered and you then turn the ignition switch to “ON” position or the ignition mode is “ON” then, the security system indicator will blink rapidly for about 8 seconds and a buzzer will beep 4 times during this period. If this happens, check whether your vehicle has been broken into while you were away from it.

Security system indication

- If any of the doors or tailgate are opened without unlocking by the keyless entry system transmitter, keyless push start system remote controller or request switch, all turn signal lights start to blink and the interior buzzer beeps intermittently. After 5 seconds, the siren will sound for about 27.5 seconds. The security system indicator continues to blink during this time.
- If the engine hood is opened, all turn signal lights blink, and the siren sounds for about 27.5 seconds. The security system indicator continues to blink during this time.

(If the shock sensor is in the enabled state.)

- If the vehicle feels a shock higher than the pre-warning sensitivity, the siren sounds for about 2 seconds (pre-warning). If the vehicle feel a shock higher than the full blast warning sensitivity, the siren sounds for about 5 seconds (full

blast warning). The security system indicator continues to blink during this time.

NOTE:

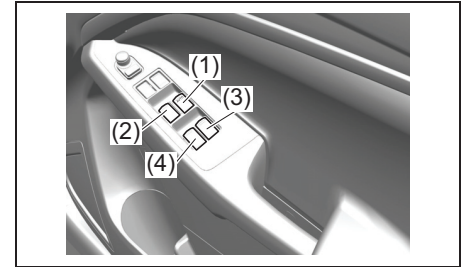
If you set the full blast warning sensitivity higher than the pre-warning sensitivity in the setting mode of the information display, or the vehicle feels such shock as to be able to trigger the full blast warning, the full blast warning will be triggered preferentially. In this case, the pre-warning will not be triggered.

Windows

Electric Window Controls

The electric windows can only be operated when the ignition switch is in the ON position, or the ignition mode is “ON”.

Driver's side




66T020200

The driver's door has a switch (1) to operate the driver's window, and a switch (2) to operate the front passenger's window or there are switches (3), (4), to operate the rear right and left passenger windows, respectively.

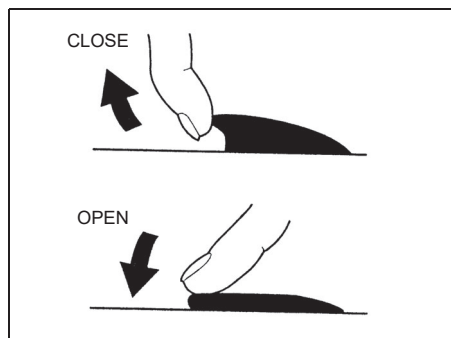
BEFORE DRIVING

Passenger's door / rear door



66T020210

The passenger's door has a switch (5) to operate the passenger's window.




81A009

To open a window, push the top part of the switch. To close the window, lift up the top part of the switch.

The driver's window has AUTO-DOWN and AUTO-UP features for greater convenience (at toll booths or drive-through restaurants, for example). These features allow the driver to open the window without holding the window switch in DOWN or UP position. Press down or lift up the driver's window switch completely and release it. To stop the window before it reaches the FULL-DOWN or FULL-UP position, pull up or push down the switch briefly.

Lock switch



66T020220

The driver's door also has a lock switch for the passenger's windows. When you push in the lock switch, the passenger's windows cannot be raised or lowered by operating any of the switches (2), (3), (4) or (5). To restore normal operation, release the lock switch by pushing again.

WARNING

- When opening or closing a window, a part of body such as hands, legs and neck may be caught by the window and an accident may occur. When you operate a window, observe the following precautions:
 - A driver and the other passengers should be careful when opening or closing a window.
 - Do not allow a child to operate the window switches.
 - You should always lock the passenger's window operation when there are children in the vehicle. Children can be seriously injured if they get part of their body caught by the window during operation. Refer to "Window Lock Switch" in this section for details.
 - When you leave your vehicle, make sure to press the engine switch to OFF. Then, carry your key with you and take a child or children out of the vehicle.

(Continued)

⚠ WARNING

(Continued)

- When you open or close the front passenger's window or the rear windows on the driver's side, check that the other passengers and children do not take their hands and faces outside the vehicle, before the window operation. Also, make sure to inform them that you will perform the window operation.
- When you operate the electric window controls from the outside of the window, your hands or neck may be caught by the window and an accident may occur. Do not operate the electric window controls from the outside of the window.

NOTE:

If you drive with one of the rear windows open, you may hear a loud sound caused by air vibration. To reduce the sound, open the driver's or front passenger's window, or narrow the rear window opening.

Pinching Prevention Function (if equipped)

The driver's window is equipped with a pinching prevention function. This function detects a foreign object that is caught in the window as it is being closed by AUTO-UP feature, which allows you to close the window without holding the window switch in UP position, and stops the window from closing to prevent damage.

⚠ WARNING

To avoid injuring an occupant by window entrapment, check that no part of the occupant's body such as hands or head is in the path of the electric window when closing it. This function may not detect an object due, to the size hardness, or position of the object being caught in the closing window.

⚠ CAUTION

- The pinching prevention function does not operate while you are holding the window switch in UP position.
- The pinching prevention function may not detect an object caught in the window just before the window is fully closed.

NOTE:

Even if you cannot close the window by the AUTO-UP feature because there may be something wrong with the pinching prevention function, you can close the window by holding the window switch in UP position. If you drive in extreme off-road condition, the pinching prevention function may operate accidentally because the window reacts to vehicle jolting.

Pinching prevention function initialization

When you disconnect and reconnect the lead-acid battery or replace the fuse, the function will be deactivated. In this condition, the AUTO-DOWN feature will be deactivated, while the AUTO-UP feature may remain activated. The pinching prevention function needs to be initialized.

BEFORE DRIVING

To initialize the pinching prevention function, use the following procedure:

- 1) Turn the ignition switch to "ON" position or press the engine switch to change the ignition mode to ON.
- 2) Open the driver's window fully by holding the window switch in DOWN position.
- 3) Close the driver's window by holding the switch in UP position, and keep holding the switch for 2 seconds after the window is fully closed.
- 4) Check the driver's window to see if the AUTO-DOWN/UP feature works.

⚠ WARNING

Whenever you disconnect and reconnect the lead-acid battery or replace the fuse, the pinching prevention function needs to be initialized.

The pinching prevention function will not be activated until the initialization is completed.

If the AUTO-DOWN/UP feature will not work after initialization, there might be something wrong with the pinching prevention function. Have your vehicle inspected by a Maruti Suzuki authorized workshop.

Mirrors

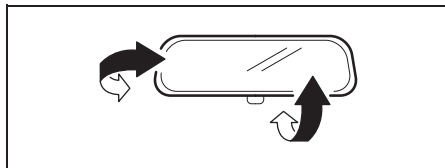
⚠ WARNING

Failure to observe following points may result in loss of vehicle control and cause an accident, leading to death or serious injury. Always follow below points while driving.

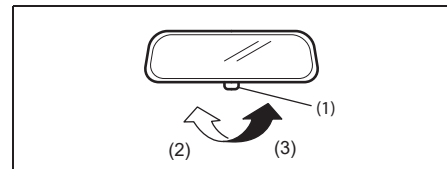
- Do not adjust the mirrors while driving.
- Always unfold all the outside rearview mirrors and adjust properly before driving.
- Do not place objects in the rear of the vehicle which may hinder visibility or interfere with your vision from the rear window glass.

Inside Rearview Mirror

You can adjust the inside rearview mirror by hand to see the rear of your vehicle in the mirror.



68LMT0205



68LMT0206

- (2) Day driving
- (3) Night driving

To adjust the mirror, set the selector tab (1) to the day position, and then move the mirror up, down or sideways by hand to obtain the best view.

When driving at night, you can move the selector tab to the night position to reduce glare from the headlights of vehicles behind you.

⚠ WARNING

- If you adjust the inside rearview mirror while driving, you could lose control of the vehicle, resulting in an accident. Adjust the inside rearview mirror before driving.
- Only use the night position if it is necessary to reduce glare from the headlights of vehicles behind you. Be aware that in this position you may not be able to see some objects that could be seen in the day position.

⚠ CAUTION

Do not modify the inside rearview mirror or install a non-genuine wide mirror. It could result in injury during accident.

Outside Rearview Mirrors

Adjust the outside rearview mirrors so you can just see the side of your vehicle in the mirrors.

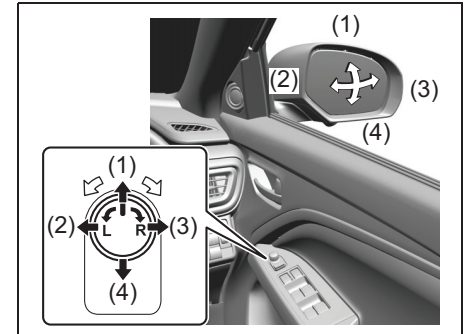
⚠ WARNING

Be careful when judging the size or distance of a vehicle or other object seen in the side convex mirror. Be aware that objects look smaller and appear farther away than when seen in a flat mirror.

Manual mirrors (if equipped)

66T020230

You can adjust the outside rearview mirrors by hand so as to see the sides of your vehicle in the mirrors.

Electric mirrors (if equipped)

66T020240

The switch to control the electric mirrors is located on the driver's door panel. You can adjust the mirrors when the ignition switch is in "ACC" or "ON" position, or the ignition mode is "ACC" or "ON". To adjust the mirrors:

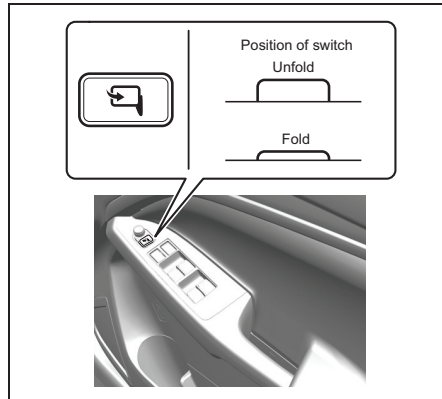
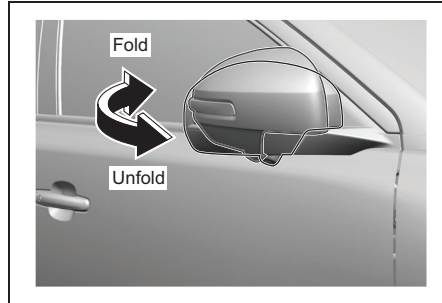
- 1) Rotate the selector switch (1) to the left or right to select the mirror you wish to adjust.
- 2) Press the outer part of the switch (2) that corresponds to the direction in which you wish to move the mirror.
- 3) Return the selector switch to the center position to prevent unintended mirror movement.

BEFORE DRIVING

NOTICE

- The electric type outside rearview mirror operates even though the ignition switch is in the ACC position. However, to prevent unnecessary battery discharge, do not adjust the mirrors longer than necessary while the engine is not running.
- The mirrors stop moving when they reach the maximum adjusting angles, but the motor continues to operate while the switch is pressed. Do not continue to press the switch in such a situation as the motor may be damaged.
- Do not attempt to adjust the outside rearview mirror by hand which may cause damage to the motor.
- Do not fold the electrical foldable outside rearview mirror by hand. It could cause motor failure.

Outside Rearview Mirrors Folding Switch (if equipped)



You can fold the mirrors when you park the vehicle in a narrow space. When the ignition switch is in the ACC or ON position, or the ignition mode is "ACC" or "ON", push the folding switch to fold and unfold the mirrors.

Make sure the mirrors are completely unfolded before you start driving.

CAUTION

Moving mirrors can pinch and injure a hand. Do not allow any one's hand to get near the mirrors when folding and unfolding the mirrors.

NOTE:

- If you press the folding switch to open the outside rearview mirrors and simultaneously start the engine, then the outside rearview mirrors may get stuck during that moment. To open the outside rearview mirrors completely, again press the folding switch after starting the engine.
- Slight time difference in opening of both outside rearview mirrors is due to angular positioning of the driver seat.

Remote Folding Mirrors (if equipped)

When the outside rearview mirror folding switch is in the unfolded position, the outside rearview mirrors are folded or unfolded in conjunction with the door locking or engine switch operation.

- When you lock the doors (including the tailgate) by using the remote controller or pushing the request switch, the mirrors will be folded automatically.
- To unfold the mirrors, push the engine switch to change the ignition mode to ACC or ON.
- The factory setting is that the function is enabled. You can switch the function from the enabled state to the disabled state, and vice versa. To switch the function for your preference, refer to “How to switch the remote folding mirror function”.

NOTE:

You can also switch the function of remote folding mirrors from enabled switch to disabled state, and vice versa, via the setting mode of the information display. For details on how to use the information display, refer to “information display” in “INSTRUMENT CLUSTER” section.

NOTICE

In a cold winter such as the mirrors are frozen, disable the function. If the mirrors are folded and unfolded repeatedly without thawing, the mirrors may be damaged.

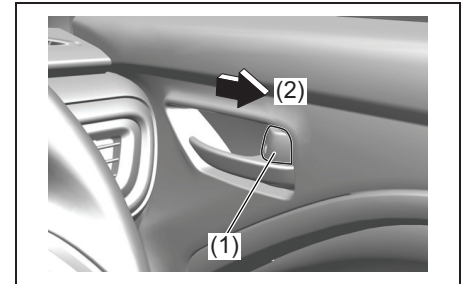
NOTE:

- If the doors are locked by using the key, lock knob on a door or power door locking switch, the mirrors will not be folded automatically.
- If the outside rearview mirror folding switch is in the folded position, the mirrors will not be unfolded automatically, even when the engine switch is pushed to change the ignition mode to ACC or ON.
- If any of the doors is not opened within about 30 seconds after the doors are unlocked by using the keyless push start system remote controller or request switch, the doors will be locked again and the mirrors will be folded automatically.

How to switch the remote folding mirror function

When the ignition mode is LOCK (OFF), you can switch the function from the enabled state to the disabled state, and vice versa, using the following method.

- 1) Sit in the driver's seat and make sure that all doors are closed.
 - If any door is open, the open door warning light comes on.



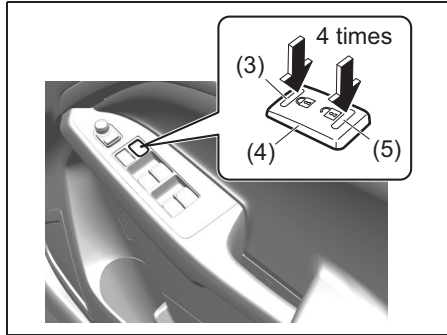
66T020270

- 2) Turn the lock knob (1) on the driver's door rearward (2).

NOTE:

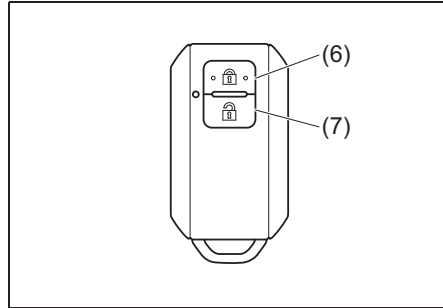
All operations included in the following steps 3) and 4) must be completed within 15 seconds.

BEFORE DRIVING



66T020710

3) Push the lock end (3) (forward end) of the power door lock switch (4) to lock the doors, and then the unlock end (5) (backward end) to unlock the doors. Repeat these operations 4 times and finally push the lock end of the switch.



66T020290

(6) LOCK button
(7) UNLOCK button


- 4) Push any of the buttons on the keyless push start system remote controller 3 times.
- Push either LOCK button or UNLOCK button described above you like.
 - During operation, the doors are not locked or unlocked.

Every time you perform the series of the above steps, the state of the remote folding mirror function changes from the currently selected one to the other. You can check whether the system is enabled or disabled by the number of interior buzzer beeps at the end of the procedure as follows.

System state	Number of beeps
Disabled	Once
	↕
Enabled	Twice

- If you cannot complete the operations in step 3) and 4) within 15 seconds correctly, the state of the remote folding mirror function will not change and the interior buzzer does not beep. Perform the procedure again from the beginning.

Lighting Control Lever

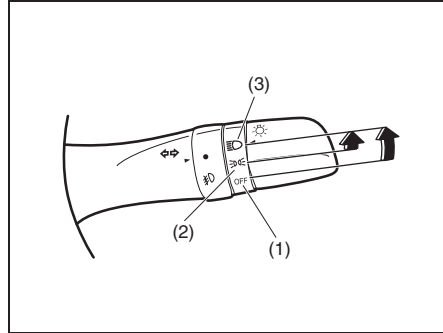


65D611

⚠ WARNING

To avoid possible injury, do not operate controls by reaching through the steering wheel.

Lighting Operation



73R0056

To turn the lights on or off, twist the knob on the end of the lever. There are three positions:

OFF (1)

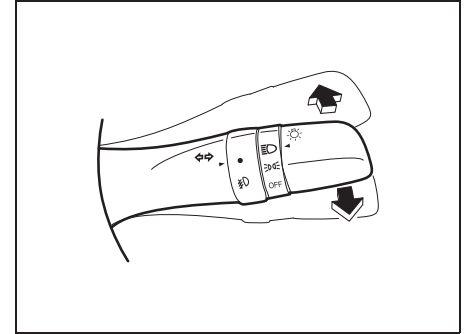
All lights are off.

☞☞ (2)

Front position lights, tail lights, license plate light and instrument lights are on, but headlights are off.

☞☞☞ (3)

Front position lights, tail lights, license plate light, instrument lights and headlights are on.

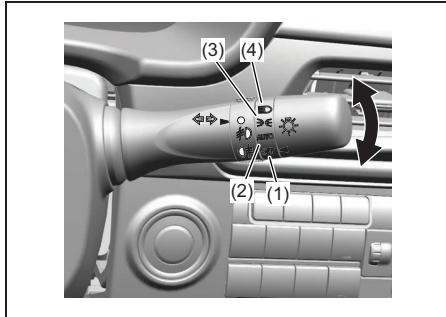


73R0057

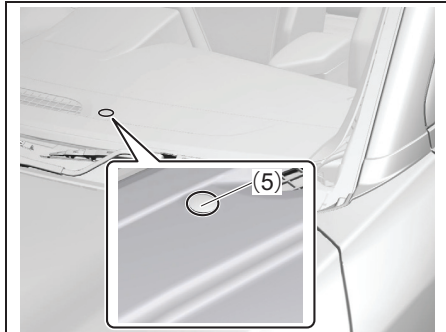
With the headlights on, push the lever forward to switch to the high beams (main beams) or pull the lever toward you to switch to the low beams. When the high beams (main beams) are on, a light on the instrument cluster will come on. To momentarily activate the high beams (main beams) as a passing signal, pull the lever slightly toward you and release it when you have completed the signal.

BEFORE DRIVING

Automatic Light Operation (if equipped)



66T020410



66T020420

Your vehicle's lighting system is controlled by two main systems: the lighting switch and the auto-on headlight system (when the lighting switch is in "AUTO" position). The two systems work together to operate your lights as shown in the following chart:

ON: Lights ON

LIGHT: When it is light around the light sensor (5).

DARK: When it is dark around the light sensor (5).

Lighting switch position	Main lights to be operated	Ignition switch in the "LOCK" or "ACC" position / Ignition mode LOCK (OFF) or ACC		Ignition switch in the "ON" position / Ignition mode ON	
		LIGHT	DARK	LIGHT	DARK
(1) OFF	Position lights, Tail lights	–	–	–	–
	Headlights	–	–	–	–
(2) AUTO (if equipped)	Position lights, Tail lights	–	–	–	ON
	Headlights	–	–	–	ON
(3)	Position lights, Tail lights	ON	ON	ON	ON
	Headlights	–	–	–	–
(4)	Position lights, Tail lights	ON	ON	ON	ON
	Headlights	ON	ON	ON	ON

To turn the lights on or off, twist the knob on the end of the lever. There are four positions:

OFF (1)

All lights are off.

AUTO (2) (if equipped)

This function works when the ignition switch is turned to “ON” position or the engine switch is pressed to change the ignition mode to ON. The headlights and position lights are turned on and off automatically according to the amount of outside light detected by a sensor. They go out automatically when you turn the ignition switch to “ACC” or “LOCK” position or change the ignition mode to ACC or LOCK (OFF) by pressing the engine switch.

The light sensor (5) for sensing the amount of outside light is installed on the passenger’s seat side of instrument panel.

CAUTION

If the light sensor area of the windshield is covered with mud, ice, or other similar substances, the headlights and position lights may be turned on even when it is still light outside.

NOTE:

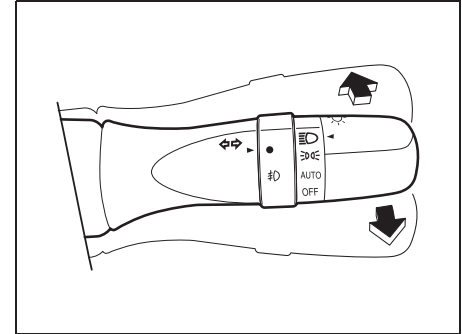
- Avoid covering the light sensor area of the windshield with a sticker. The sticker may impair the performance of the sensor and make the system unable to control operation of the lights correctly.
- If you turned the ignition switch to “ON” position or changed the ignition mode to ON by pressing the engine switch and “AUTO” position remains selected, the headlights and position lights come on automatically as it gets dark outside, even with the engine not running. Leaving the lights lit for a long time may lead to a completely discharged battery.

(3)

Front position lights, tail lights, license plate light and instrument lights are on, but headlights are off.

(4)

Front position lights, tail lights, license plate light, instrument lights and headlights are on.

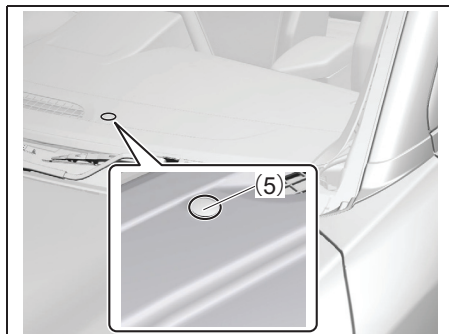


72RH4012

With the headlights on, push the lever forward to switch to the high beams (main beams) and pull the lever toward you to switch to the low beams. When the high beams (main beams) are on, a light on the instrument cluster will come on. To momentarily activate the high beams (main beams) as a passing signal, pull the lever slightly toward you and release it when you have completed the signal.

BEFORE DRIVING

Auto-on headlight system



66T020420

The auto-on headlight system automatically turns on all lights that are operated by the lighting switch, when the following three conditions are all met.

Conditions for auto-on headlight system operation:

- 1) It is dark around the light sensor (5).
- 2) The lighting switch is in "AUTO" position.
- 3) You press the engine switch to change the ignition mode to ON.

This system is activated by a signal from the light sensor (5) on the passenger side of instrument panel. Do not cover the sensor (5). Otherwise, the system will not work correctly.

⚠ WARNING

It takes about 5 seconds for the light sensor to react to a change in lighting conditions. To help avoid an accident due to reduced visibility, turn on your headlights before driving into a tunnel, parking structure, etc.

NOTE:

The light sensor reacts even to infrared rays, so it may operate incorrectly when there are strong infrared rays.

Light Reminder Buzzer

The interior buzzer continuously beeps if you open the driver's door without turning off the headlights and position lights. This function is triggered under the following condition:

The headlights and/or position lights are on even after the ignition switch is turned off, or the engine switch is pressed to change the ignition mode to "LOCK" (OFF).

The buzzer stops sounding when you turn off the headlights and position lights.

NOTE:

A message is indicated on the information display in the instrument cluster (Type B) while the buzzer is sounding.

Daytime Running Light (D.R.L.) System (if equipped)

When the engine is started, the daytime running lights are turned on by this system.

Conditions for D.R.L. system operation

- 1) The engine is running.
- 2) Headlights and front fog light (if equipped) are off.

NOTE:

Brightness of the daytime running lights is different from the brightness of the position lights, but it is not a malfunction.

Guide Me Light (if equipped)

Guide me light has two functions of "To home" and "To car" for improving your visibility in the dark.

"To home" function

Even after you leave the car, the ground will be illuminated for a short while with this function. You can turn on the front position lights and the headlights in the low beam setting for about 10 seconds after the engine switch is pressed to change the ignition mode to LOCK (OFF).

To set the function:

- 1) Turn the lighting switch to “AUTO” position.
- 2) Press the engine switch to change the ignition mode to LOCK (OFF).
- 3) Pull the lighting control lever toward you once and open the driver’s side door within 60 seconds. Or pull the lighting control lever toward you once while the driver’s side door is open.

To cancel the function:

Perform any of the following operations.

- Pull the lighting control lever toward you once.
- Change the ignition mode to ACC or ON by pressing the engine switch.
- Turn the lighting switch to any other position than “AUTO” position.

NOTE:

- *When the “To home” is functioning, the front fog lights (if equipped), rear fog light and the headlights (high beam) are not turned on.*
- *Lighting time of the “To home” function can be changed on the information display. Refer to “Information Display” in “INSTRUMENT CLUSTER” section.*

“To car” function

Before you get in the vehicle, the ground will be illuminated for a short while to easily lead the driver to the vehicle. If UNLOCK button of the keyless push start system remote controller is pressed while the lighting switch is positioned in “AUTO”, the front position lights and the headlights in the low beam are turned on for 10 seconds.

This function will operate only when it is dark outside the vehicle.

To cancel the function:

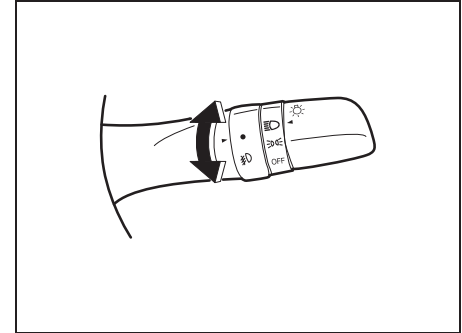
Perform any of the following operations.

- Lock the doors by using the keyless push start system remote controller, the request switch or the key in the driver’s door lock.
- Change the ignition mode to ACC or ON by pressing the engine switch.
- Turn the lighting switch to any other position than “AUTO” position.

NOTE:

- *When the “To car” is functioning, the front fog lights (if equipped), rear fog light and the headlights (high beam) are not turned on.*
- *Lighting time of the “To car” function can be changed on the information display. Refer to “Information Display” in “INSTRUMENT CLUSTER” section.*

Front Fog Light Switch (if equipped)



73R0058

To turn the front fog light on, twist the knob as shown in the illustration with the position lights, tail lights and/or the headlights are on. When the front fog light is on, an indicator light on the instrument cluster will come on.

NOTE:

In some countries the lighting operation may be different from the above description according to local regulations.

BEFORE DRIVING

Headlight Leveling Switch



66T020440

Level the headlight beam according to the load condition of your vehicle by turning this switch. The chart shows the appropriate switch position for different vehicle-load conditions.

For Petrol Model

Vehicle Load Condition	Halogen headlight	LED headlight
	Switch Position	
Driver only	0	0
Driver + 1 passenger (in front seat)	0	0
Driver + 4 passengers, no cargo	1.0	1.0
Driver + 4 passengers, cargo added	2.0	1.5
Driver + full cargo	3.0	3.0

For CNG Model


Vehicle Load Condition	Halogen headlight	LED headlight
	Switch Position	
Driver only	0	0
Driver + 1 passenger (in front seat)	0	0
Driver + 4 passengers, no cargo	1.0	1.0
Driver + 4 passengers, cargo added*	NA	NA
Driver + full cargo*	NA	NA

NA= Not Applicable

*: In case of CNG, luggage cannot be placed in boot.

Turn Signal Control Lever

You can use the turn signal control lever when the ignition switch is in "ON" position or the engine switch is in ON mode.



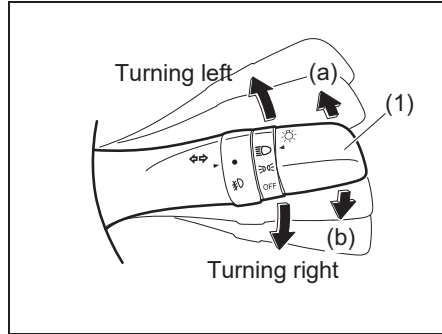
65D611

WARNING

To avoid possible injury, do not operate controls by reaching through the steering wheel.

Turn Signal Operation

With the ignition switch in "ON" position or the ignition mode "ON", move the lever upward or downward to activate the right or left turn signals.



66T020450

- Move the turn signal control lever (1) as follows:
 - Turning left: Move the lever upward.
 - Turning right: Move the lever downward
- When you move the lever, the turn signal lights and the turn signal light indicators on the instrument cluster will flash simultaneously.
- When you move the lever to its original position, the turn signal lights and the turn signal light indicators on the instrument cluster will be turned off.

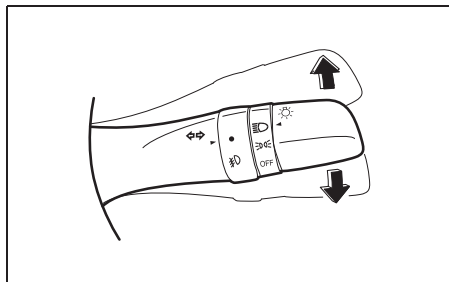
- When changing lanes, if you lightly press the turn signal control lever in the directions (a) or (b) in which you want to change lanes, the turn signal lights and turn signal light indicators on the instrument cluster will flash only while the turn signal control lever is pressed.
- The turn signal control lever in the above figure is a typical example; the actual equipment depends on the vehicle type.

NOTE:

- If the angle which you turn the steering wheel is small, the lever will not automatically returned to its original position. In this case, return the lever to its original position by your hand.

BEFORE DRIVING

Lane change signal



73R0060

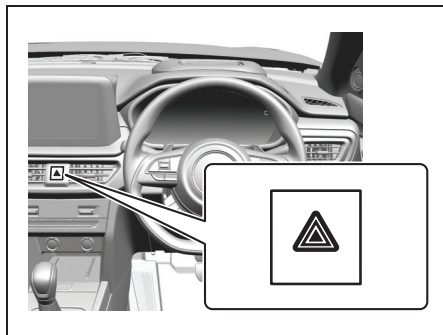
Move the lever partially upward or downward to turn right or left and hold the lever in the moved position.

- The turn signal and its indicator flash while the lever is held at the moved position.
- The turn signal and its indicator flash 3 times even if you returned the lever immediately after the activation.

NOTE:

- *The turn signal and its indicator can be set whether they flash 3 times after the turn signal lever is returned via the information display. Refer to "Information display" in "INSTRUMENT CLUSTER" section.*
- *You can customize the setting for the number of flashing times of the turn signal and its indicator (1 to 4 times). Please ask Maruti Suzuki authorized workshop for the customization.*

Hazard Warning Switch



66T020470

You can use the hazard warning switch to warn the other drivers of possible risk of traffic hazard when you park your vehicle in case of emergency.

- Push the hazard warning switch to activate the hazard warning lights. The turn signal lights and the turn signal indicators on the instrument cluster will flash simultaneously.
- Push the switch again to turn off the hazard warning switch.
- The instrument panel in the above figure is a typical example; the actual equipment depends on the vehicle type.

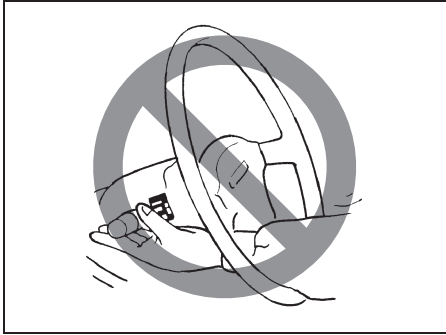
NOTICE

If you use the hazard warning switch for many hours with the engine stopped, the lead-acid battery may run out.

Do not use the hazard warning switch for many hours with the engine stopped.

Windshield Wiper and Washer Lever

When the ignition switch is in "ON" position or the ignition mode ON, you can use the wiper/washer lever.



57L21128

⚠ WARNING

To avoid possible injury, do not operate controls by reaching through the steering wheel.

⚠ CAUTION

In cold weather, the sprayed washer fluid on the glass may get frozen and it may cause poor visibility to a driver. Use the defroster to warm the glass and spray the washer fluid. Refer to "Heating And Air Conditioning" in the "OTHER CONTROLS AND EQUIPMENT" section.

NOTICE

- If you use the wipers with the glass dried, the glass and the wiper blade rubbers may be damaged. When the glass is dry, use the washer fluid and then use wipers.
- If you operate the wipers with the wiper blades stuck on the glass, the wiper blade rubbers may be damaged or the wipers may be broken. When the wiper blades are stuck on the glass, do not operate the wipers.
- If you use the washer when the washer fluid cannot be sprayed enough, the washer pump may be broken. When the washer fluid cannot be sprayed enough, turn off the washer switch.

When the operative wipers suddenly stop

When the ignition switch is in "ON" position or the ignition mode is "ON", you can use the wiper/washer lever or switch.

When the wipers are under heavy load such as covered by snow, the breaker will be activated and the wipers will stop operating to protect the wiper motor from overheating.

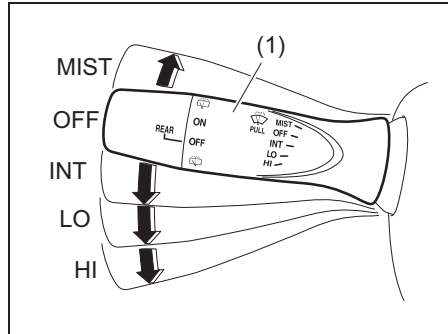
If the wiper stops during operation, do the following methods.

- 1) Stop the vehicle in a safe place, and turn the engine off.
- 2) Move the wiper lever and switch to "OFF" position.
- 3) Remove obstacles such as snow on the wipers.
- 4) After a while, when the temperature of the wiper motor becomes low enough, the breaker will be reset automatically and the wipers will be able to use.

If you cannot use the wipers after a while, there may be another problem. Ask a Maruti Suzuki authorised workshop to have the wipers inspected.

BEFORE DRIVING

Windshield Wipers

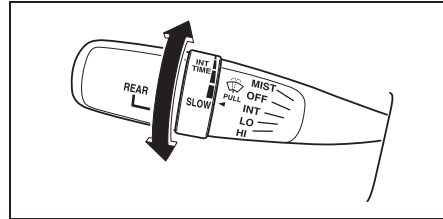


66T020620

You can operate the windshield wipers by moving the lever (1) upward or downward.

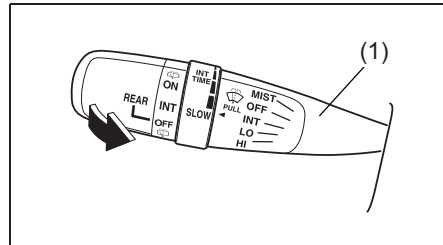
MIST	Temporary operation only while the lever is up
OFF	Off
INT	Intermittent operation
LO	Low speed operation
HI	High speed operation

Your vehicle is equipped with “INT TIME” control, turn the control forward or backward to adjust the intermittent wiper operation to the desired interval.



66T030680

Windshield Washer



66T020630

To spray windshield washer fluid, pull the lever (1) toward you. The windshield wipers will automatically turn on at low speed if they are not already on and the “INT” position is equipped.

⚠ WARNING

- To prevent windshield icing in cold weather, turn on the defroster to heat the windshield before and during windshield washer use.
- Do not use radiator antifreeze solution in the windshield washer reservoir. This can severely impair visibility when sprayed on the windshield, and also damage your vehicle’s paint.

NOTICE

To help prevent damage to the windshield wiper and washer system components, you should take the following precautions:

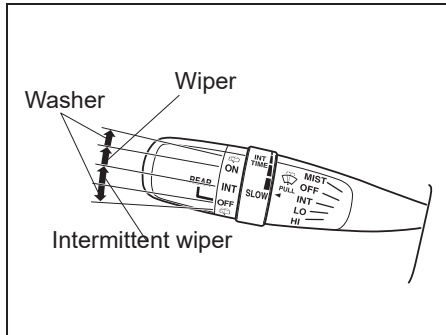
- Do not continue to hold in the lever when there is no windshield washer fluid being sprayed or the washer motor can be damaged.
- Do not attempt to remove dirt from a dry windshield with the wipers or you can damage the windshield and the wiper blades. Always wet the windshield with washer fluid before operating the wipers.
- Clear ice or packed snow from the wiper blades before using the wipers.
- Check the washer fluid level regularly. Check it often when the weather is bad.

(Continued)

NOTICE

(Continued)

- Only fill the washer fluid reservoir 3/4 full during cold weather to allow room for expansion if the temperature falls low enough to freeze the solution.

Rear Window Wiper/Washer switch (if equipped)

66T020640

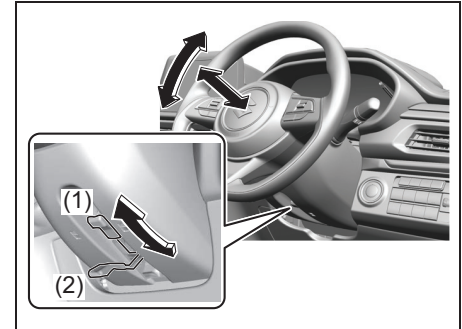
To turn the rear wiper on, twist the rear wiper switch on the end of the lever forward to the "ON" position. If your vehicle is equipped the "INT" position, the rear wiper operates intermittently when you twist the switch forward to the "INT" position. To turn the rear wiper off, twist the switch rearward to the "OFF" position.

With the rear wiper in the "OFF" position, twist the switch rearward and hold it there to spray window washer fluid.

With the rear wiper in the "ON" position, turn the switch forward and hold it there to spray window washer fluid.

NOTICE

Clear ice or snow from the rear window and rear wiper blade before using the rear wiper. Accumulated ice or snow could prevent the wiper blade from moving, causing damage to the wiper motor.

Tilt / Telescoping (if equipped) Steering Lock Lever

66T020660

- (1) LOCK
- (2) UNLOCK

The lock lever is located under the steering column. To adjust the steering wheel height and fore-aft position:

- 1) Push down the lock lever to unlock the steering column.
- 2) Adjust the steering wheel to the desired height and fore-aft position and lock the steering column by pulling up the lock lever.
- 3) Try moving the steering wheel up and down back and forth to make sure it is securely locked in position.

BEFORE DRIVING

WARNING

Never attempt to adjust the steering wheel while the vehicle is moving or you could lose control of the vehicle.


Horn



73R0062

Press the horn button of the steering wheel to sound the horn. The horn will sound with the ignition switch in any position or any ignition mode.

Heated Rear Window Switch (if equipped)



66T020670

While the engine is running or the engine automatically stops by the ENG A-STOP system, you can use the heated rear window switch as the defogger for the rear window glass.

Refer to “ENG A-STOP System (Engine Auto Stop Start System) (if equipped)” in the “OPERATING YOUR VEHICLE” section.

- If you push the rear defogger switch, the rear window glass will be heated and the indicator light (1) will turn on. To turn off the defogger, push the switch again.
- The defogger will automatically turn off after the defogger remains on for 15 minutes to prevent discharging of the lead-acid battery.

- If you turn the ignition switch to “ACC” or “LOCK” position or press the engine switch to change the ignition mode to ACC or LOCK (OFF) with the defogger on, the defogger will not automatically operate even if you start the engine again.

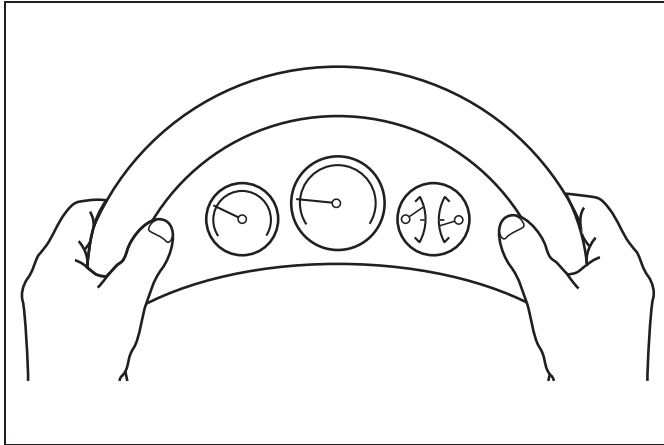
NOTICE

The heated rear window use a large amount of electricity. If you do not turn off the switch after the window and mirrors have become clear, the battery may run out. To protect the lead-acid battery, turn off the switch shortly after the window and mirrors have become clear. Also, do not use the defogger to melt snow or dry rain water.

NOTE:

- *When you wipe the interior side of the rear window glass, use a soft cloth dampened with water and wipe the glass along the heat wires, not to damage the heat wires and the terminals.*
- *The defogger will work only when the engine is running.*

INSTRUMENT CLUSTER



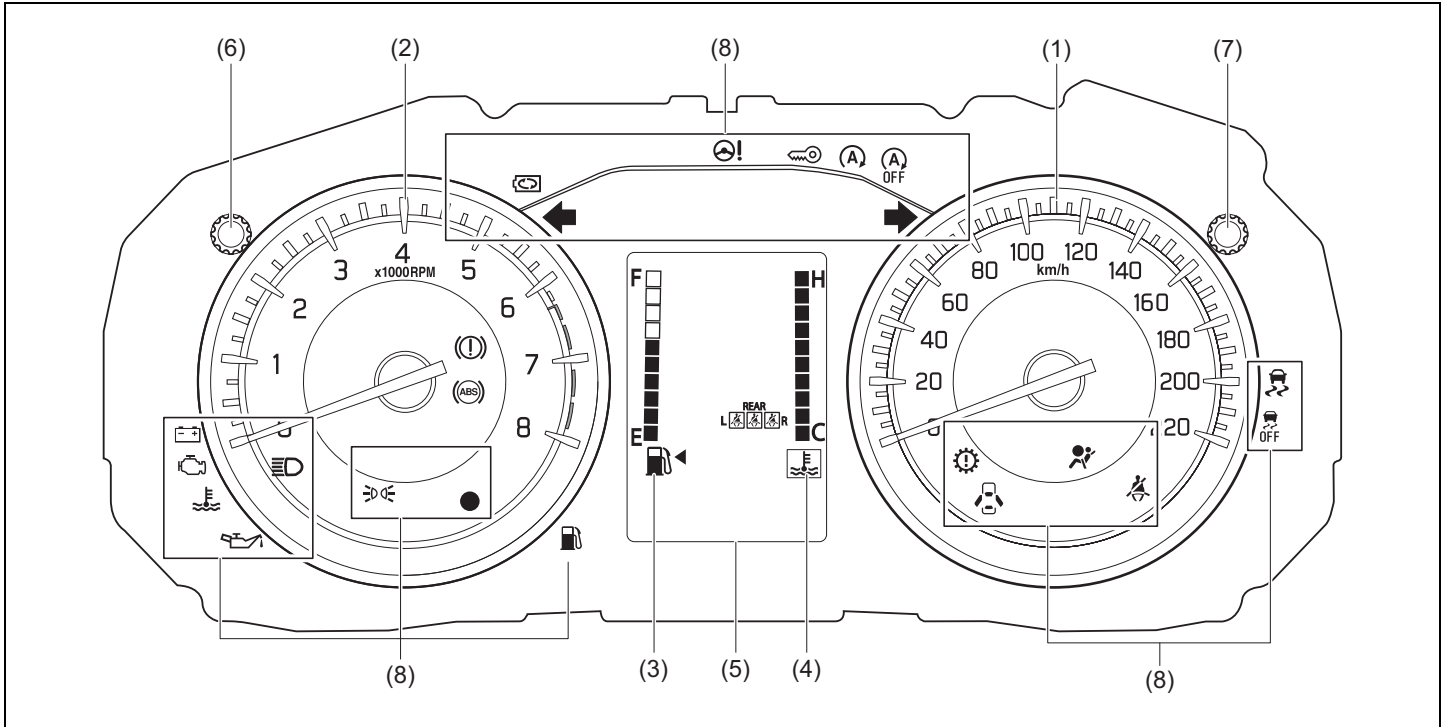
59RN04640

Instrument Cluster (Type A)	4-1
Information Display (Type A)	4-4
Instrument Cluster (Type B)	4-14
Information Display (Type B)	4-17
Warning and Indicator Lights	4-43

INSTRUMENT CLUSTER

Instrument Cluster (Type A)

- 1. Speedometer
- 2. Tachometer
- 3. Fuel gauge
- 4. Temperature gauge
- 5. Information display
- 6. Trip meter selector knob
- 7. Indicator selector knob
- 8. Warning and indicator lights



66T040011

Speedometer

The speedometer indicates vehicle speed in km/h.

Speed Alert System

The speed alert system gives audible warning for alert of over-speed to driver. When vehicle speed exceeds about 80 km/h, primary level warning with two beeps will sound every minute. When the vehicle speed exceeds about 120 km/h, secondary level warning with continuous beeps will sound. If the vehicle speed is slowed down to about 118 km/h, primary warning will resume. If the vehicle is slowed down to about 78 km/h, speed alert warning will stop. This buzzer does not indicate any malfunction in vehicle.

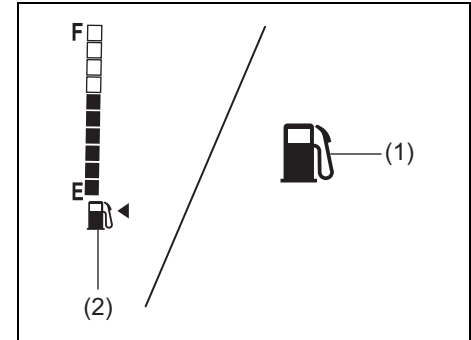
Tachometer

The tachometer indicates engine speed in revolutions per minute.

NOTICE

Never drive the vehicle with the engine revving in the red zone or severe engine damage can result. Keep the engine speed below the red zone even when downshifting to a lower gear position. Refer to “Downshifting maximum allowable speeds” in the “OPERATING YOUR VEHICLE” section.

Fuel Gauge



66T020300

When the ignition switch is in “ON” position or the ignition mode is ON, this gauge gives a rough indication of the amount of fuel in the fuel tank. “F” stands for full and “E” stands for empty.

If the fuel meter indicator shows only one segment to “E”, refill the tank as soon as possible.

NOTE:

- *If the last segment blinks, it means that the fuel is almost empty.*

If the low fuel warning light (1) comes on, refill the fuel tank immediately.

INSTRUMENT CLUSTER

NOTICE

To minimize the possibility of damage to catalytic converter or other components of the vehicle, avoid driving the vehicle near empty fuel tank level.

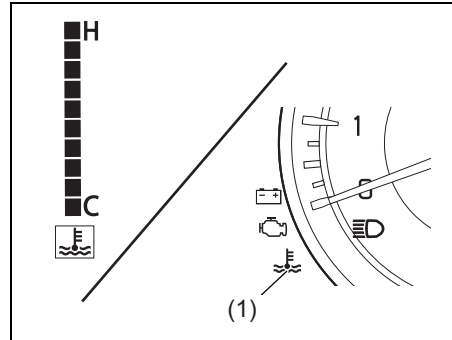
NOTE:

The activation point of the low fuel warning light (1) varies depending on road conditions (for example, slope or curve) and driving conditions because of fuel movement in the tank.

Refer to “Low fuel warning light” in “Warning and indicator lights” in this section for details.

The mark (2) indicates that the fuel filler door is located on the left side of the vehicle.

Temperature Gauge



66T020330

When the ignition switch is in “ON” position or the ignition mode is “ON”, this gauge indicates the engine coolant temperature. Under normal driving conditions, the indicator should stay within the normal, acceptable temperature range between “H” and “C”. If the indicator approaches “H”, overheating is indicated. When the engine overheats, the Engine Coolant Temperature Light (1) will be ON. Follow the instructions for engine overheating in “EMERGENCY SERVICE” section.

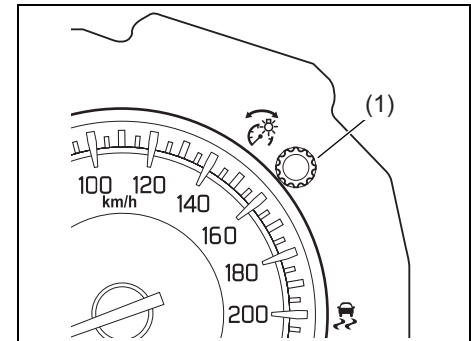
NOTICE

Continuing to drive the vehicle when engine overheating is indicated can result in severe engine damage.

Brightness Control



66T020500



66T020510

When the ignition switch is turned “ON” or pushed to “ON” mode, the instrument panel lights come on.

Your vehicle has a system to automatically dim the brightness of the instrument panel lights when the position lights or headlights are on.

To increase the brightness of the instrument panel lights, turn the brightness control knob (1) clockwise.

To reduce the brightness of the instrument panel lights, turn the brightness control knob (1) counterclockwise.

⚠ WARNING

Do not adjust the brightness of the instrument panel lights while driving. Otherwise, you could lose control of the vehicle.

NOTE:

- If you do not turn the brightness control knob within several seconds of activating, the brightness control display will be cancelled automatically.
- When you reconnect the lead-acid battery, the brightness of the instrument panel lights will be reinitialized. Readjust the brightness according to your preference.

NOTE:

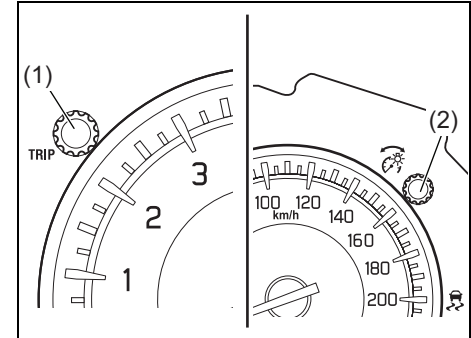
If you adjust to the maximum brightness level when the position lights or headlights

are on, the following functions will be cancelled.

- The function which automatically dims the brightness of instrument panel lights.
- The function which operates with the brightness control, except maximum brightness level.

Information Display (Type A)

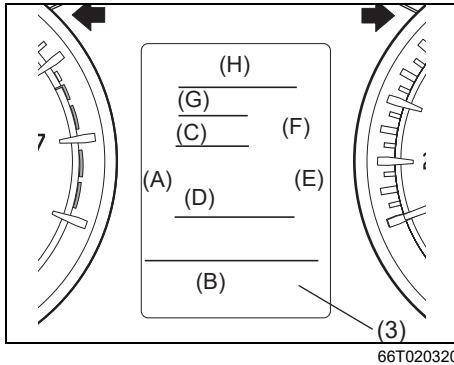
The information display is shown when the ignition switch is in “ON” position or the ignition mode is “ON”.



66T020520

- (1) Trip meter selector knob
- (2) Indicator selector knob

INSTRUMENT CLUSTER



(3) Information display

The information display shows the following information.

Display (A)

Fuel gauge

Display (B)

Trip meter / Odometer / Fuel consumption / Driving range

Display (C)

Thermometer (if equipped)

Display (D)

Selector position (for automatic transmission vehicles) / Gear position (for automatic transmission vehicles) / Gearshift indicator (for manual transmission vehicles)

Display (E)

Temperature gauge

Display (F)

Parking sensor indication and door open indication (if equipped)

Display (G)

Clock

Display (H)

Energy flow

Clock

The display (G) shows the time.

To change the time indication (if equipped):

- 1) Push the trip meter selector knob (1) and the indicator selector knob (2) together.
- 2) To change the hour indication, turn the indicator selector knob (2) left or right repeatedly when the hour indication blinks. To change the hour indication quickly, turn and hold the indicator selector knob (2). To set the hour indication, push the indicator selector knob (2) and the minute indication will blink.
- 3) To change the minute indication, turn the indicator selector knob (2) left or right repeatedly when the minute indication blinks. To change the minute indication quickly, turn and hold the indicator selector knob (2). To set the minute indication, push the indicator selector knob (2).

To select 12/24H format, refer to “Setting mode” in this section.

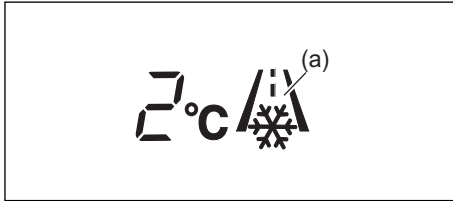
WARNING

If you attempt to adjust the display while driving, you could lose control of the vehicle.

Do not attempt to adjust the display while driving.

Thermometer (if equipped)

The display (C) shows the thermometer. The thermometer indicates the outside temperature.



55T040200

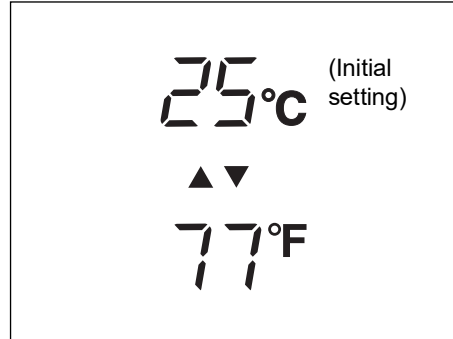
If the outside temperature drops to freezing condition, the mark (a) will appear on the display.

NOTE:

- The outside temperature indication is not the actual outside temperature when driving at low speed, or when stopped.
- If there is something wrong with the thermometer, or just after the ignition switch is turned "ON" or pushed to "ON" mode, the display may not indicate the outside temperature.

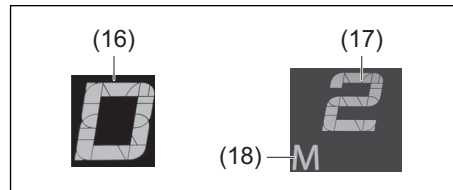
When the display (B) shows the driving range, you can change the unit of temperature.

To change the unit of temperature, while pushing and holding the trip meter selector knob (1), turn the indicator selector knob (2).



66T020540

Selector position (for automatic transmission vehicles) / Gear position (for automatic transmission vehicles) / Gearshift Indicator (for manual transmission vehicles)



66T020810

Selector position (for automatic transmission vehicles) /

Gear position (for automatic transmission vehicles)

The display (D) shows the transmission selector position (16) or the gear position (17).

- When the manual mode is not in use, the display shows the selector position.
- When using the manual mode, the display shows the current gear position.

For details on how to use the transmission, refer to "Using transmission" in "OPERATING YOUR VEHICLE" section.

Manual mode indicator (for automatic transmission vehicles)

When you are using the manual mode, the display shows the manual mode indicator (18).

Gearshift Indicator (for manual transmission vehicles)

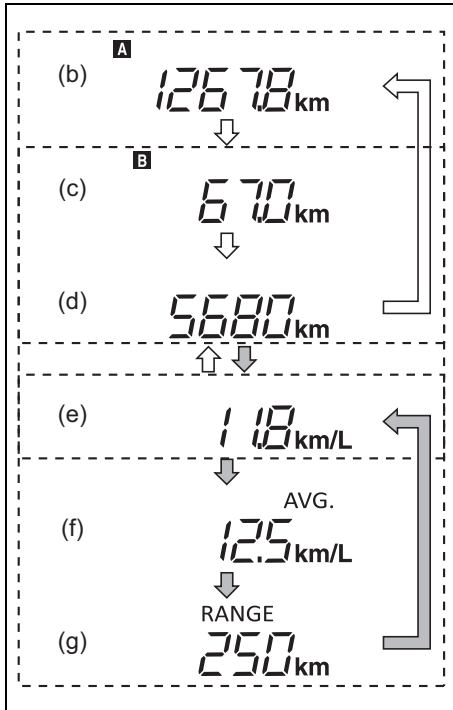
Refer to "Gearshift indicator" in "OPERATING YOUR VEHICLE" section.

Trip Meter / Odometer / Fuel Consumption / Driving Range

The display (B) shows one of the following indications; trip meter A, trip meter B, odometer, instantaneous fuel consumption, average fuel consumption or driving range.

To switch the display indication (B), push the trip meter selector knob (1) or the indicator selector knob (2) quickly.

INSTRUMENT CLUSTER



66T020350

↑ ↓	Push the trip meter selector knob (1).
↑ ↓	Push the indicator selector knob (2).

- (b) Trip meter A
- (c) Trip meter B
- (d) Odometer
- (e) Instantaneous fuel consumption
- (f) Average fuel consumption
- (g) Driving range

⚠ WARNING

If you attempt to adjust the display while driving, you could lose control of the vehicle. Do not attempt to adjust the display while driving.

NOTE:

- Indications will change when you push and release a knob.
- The display shows estimated values. Indications may not be the same as actual values.

Trip meter

The trip meter can be used to measure the distance traveled on short trips or between fuel stops. You can use the trip meter A or trip meter B independently.

To reset the trip meter, push and hold the trip meter selector knob (1) until the display shows 0.0.

NOTE:

The indicated maximum value of the trip meter is 9999.9. When you run past the maximum value, the indicated value will return to 0.0.

Odometer

The odometer records the total distance the vehicle has been driven.

NOTICE

Keep track of your odometer reading and check the maintenance schedule regularly for required services. Increased wear or damage to certain parts can result from failure to perform required services at the proper mileage intervals.

Instantaneous fuel consumption

The display shows the value of instantaneous fuel consumption only when the vehicle is moving.

NOTE:

- The display does not show the value unless the vehicle is moving.
- Depending on the vehicle's specification, the fuel consumption units of initial setting are indicated as L/100km or km/L.
- For "L/100km" setting, the indicated maximum value of instantaneous fuel consumption is 30. No more than 30 will be indicated on the display even if the actual instantaneous fuel consumption is higher.
- For "km/L" setting, the indicated maximum value of instantaneous fuel consumption is 50. No more than 50 will be indicated on the display even if the actual instantaneous fuel consumption is higher.
- The indication on the display may be delayed if fuel consumption is greatly affected by driving conditions.
- The display shows estimated values. Indications may not be the same as actual values.
- For "L/100km" or "km/L" setting, you can change the units that instantaneous fuel consumption is displayed in. Refer to "Average fuel consumption" in this section.

Average fuel consumption

If you selected average fuel consumption the last time you drove the vehicle, the display shows the last value of average fuel consumption from previous driving when the ignition switch is turned to "ON" position or the engine switch is pressed to change the ignition mode to ON. Unless you reset the value of average fuel consumption, the display indicates the value of average fuel consumption which includes average fuel consumption during previous driving.

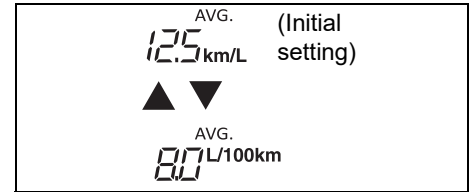
To reset the average fuel consumption, push and hold the indicator selector knob (2) for a while when the display shows the average fuel consumption.

NOTE:

When you reset the indication or reconnect the negative (-) terminal to the lead-acid battery, the value of average fuel consumption will be shown after driving for a while.

(For "L/100km" or "km/L" setting)

To change the unit of average fuel consumption, while pushing and holding the trip meter selector knob (1), turn the indicator selector knob (2).



66T020550

NOTE:

When you change the units that average fuel consumption is displayed in, the instantaneous fuel consumption units will be changed automatically.

Driving range

If you selected driving range the last time you drove the vehicle, the display indicates "---" for a few seconds and then indicates the current driving range when the ignition switch is turned to "ON" position or the engine switch is pressed to change the ignition mode to ON.

The driving range shown in the display is an indicative unit of the approximate distance you can drive until the fuel gauge indicates "E", based on current driving conditions and current fuel level in the fuel tank.

When the low fuel warning light comes on, the display "---" will appear.

If the low fuel warning light comes on, fill the fuel tank immediately regardless of the value of driving range shown in the display.

INSTRUMENT CLUSTER

When you refuel, the driving range is updated. However, if you only add a small amount of fuel, the correct value will not be displayed.

NOTE:

- If you refuel when the ignition switch is in "ON" position or the ignition mode is ON, the driving range may not indicate the correct value.
- When you reconnect the negative (-) terminal to the lead-acid battery, the value of driving range will be shown after driving for a while.
- If there are substantial changes in the driving pattern or vehicle usage, the displayed range may vary significantly.

Fuel Gauge

The display (A) shows the fuel gauge.

Refer to "Fuel gauge" in this section.

Parking Sensor Indication and Door Open Indication (if equipped)





The display (F) shows the parking sensor indication and door open display indication.

Individual door and tail gate is indicated when the respective door or tail gate is not closed properly.

Refer to "Parking Sensor" in the "Operating your vehicle" section.










Energy flow (if equipped)

The state of SHVS operation can be checked on the information display. For details, refer to "SHVS (Smart Hybrid Vehicle by Suzuki) (if equipped)" in "OPERATING YOUR VEHICLE" section.

Information display	Description
 <p>66T040080</p>	When the vehicle is running, ISG (Integrated Starter Generator) assists engine power as an electric motor
 <p>66T040090</p>	When the vehicle is powered by the engine
 <p>66T040100</p>	When decelerating your vehicle, the ISG generates electricity without engine power
 <p>66T040110</p>	When the engine automatically stops by the ENG A-STOP system



Setting Mode

In the setting mode, you can set up and customize the following functions.

Indication	Functions
	Time indication of clock "CLoCK"
	Central door locking system "d1"
	Automatic door locking function "d2"
	Automatic door unlocking function "d3"
	Door locking and unlocking siren "d5"
	Additional flashes of the turn signal "L2"
	Shock sensor "52"
	Pre-warning sensitivity of the shock sensor "53"
	Full blast warning sensitivity of the shock sensor "54"

INSTRUMENT CLUSTER

Indication		Functions
 <i>AC</i>	<i>norMAL</i>	"Normal" engine auto stop setting for Auto A/C operation " <i>norMAL</i> "
	<i>ECo</i>	"Economy" engine auto stop setting for Auto A/C operation " <i>ECo</i> "
	<i>CoNF</i>	"Comfort" engine auto stop setting for Auto A/C operation " <i>CoNF</i> "
 <i>EnECHA</i>	<i>En-on</i>	Enable the deceleration energy regenerating indicator light " <i>En-on</i> "
	<i>En-off</i>	Disable the deceleration energy regenerating indicator light " <i>En-off</i> "
 <i>dEFAULT</i>	<i>dE-on</i>	Initialization setting " <i>dE-on</i> "
 <i>End</i>		Exit the setting mode " <i>End</i> "

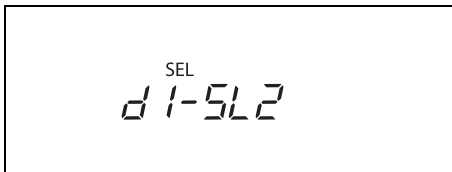
	Turn the indicator selector knob (2).
	Push the indicator selector knob (2).

NOTE:

Depending on vehicle's specifications, some items may not be displayed.

How to use the setting mode:

- 1) When the ignition switch is in "ON" position or the ignition mode is ON, and the vehicle is stationary.
- 2) Push and hold the indicator selector knob (2) until the display shows "d1".
- 3) Turn and/or push the indicator selector knob (2) to select a function that you want to set up according to the chart in the previous page.
- 4) Turn and/or push the indicator selector knob (2) to register settings of the following functions.



68PM00272

NOTE:

- As shown in the above illustration, "SEL" indicates on the display of currently setting item.
- To go back to the higher level display during operation, turn the indicator selector knob (2) to display "bRCH" or "-bRCH" and then push the indicator selector knob (2).

Time indication of clock "CLoCH"

- CL-12h: 12-hour format (default setting)
- CL-24h: 24-hour format

Central door locking system "d1"

- d1-SL1: Unlock all doors by turning the key or pushing the keyless entry system transmitter once
- d1-SL2: Unlock all doors by turning the key or pushing the keyless entry system transmitter twice (default setting)

Automatic door locking function "d2"

- d2-SL1: Disable the automatic door locking function
- d2-SL2: Lock all doors when the vehicle speed reaches 15 km/h (default setting)
- d2-SL3: (For automatic transaxle vehicle) Lock all doors when the gearshift lever is in other than "P"

Automatic door unlocking function "d3"

- d3-SL1: Disable the automatic door unlocking function
- d3-SL2: Unlock all doors when the key is pulled out from the ignition switch (default setting)
- d3-SL2: (For automatic transaxle vehicle) Unlock all doors when the gearshift lever is moved to the "P" from other position.

Door locking and unlocking siren "d5"

- d5-SL1: Siren sounds when the doors (including the tailgate) are locked or unlocked by using the keyless entry system transmitter (default setting)
- d5-SL2: Siren does not sound when the doors (including the tailgate) are locked or unlocked by using the keyless entry system transmitter

INSTRUMENT CLUSTER

Additional flashes of the turn signal “L2”

- *L2-SL1*: Turn signal flashes three times after the turn signal lever is returned (default setting)
- *L2-SL2*: Disable the additional flashes of turn signal

Shock sensor “S2”

- *S2-SL1*: Enable the shock sensor
- *S2-SL2*: Disable the shock sensor (default setting)

Pre-warning sensitivity of the shock sensor “S3”

- *S3-L00*: Disable the pre-warning
- *S3-L01* to *L15*:
Adjust the pre-warning sensitivity of shock sensor (Lowest sensitivity level is L01 and highest is L15, and default setting is L14)

Full blast warning sensitivity of the shock sensor “S4”

- *S4-L00*: Disable the full blast warning
- *S4-L01* to *L15*:
Adjust the full blast warning sensitivity of shock sensor (Lowest sensitivity level is L01 and highest is L15, and default setting is L09)

Engine auto stop setting for Auto A/C “AC” (if equipped)

- *normal*: Set engine auto stop condition occurrence frequency in between that of “economy” and “comfort” (default setting)
- *Eco*: When “economy” is selected, engine auto stop condition is eased, compared with “normal”. As engine auto stop condition will occur more frequently, the stop time will be longer, leading to reduction of fuel consumption.
- *Comfort*: When “comfort” is selected, engine auto stop condition becomes severe, compared with “normal”. As engine auto stop condition will occur less frequently, the stop time will be shorter, leading to more comfortable cabin condition by air conditioner.

Deceleration energy regenerating indicator light setting “EnECHR” (if equipped)

- *En-on*: Enable the deceleration energy regenerating indicator light
- *En-off*: Disable the deceleration energy regenerating indicator light

Initialization setting “dE-on”

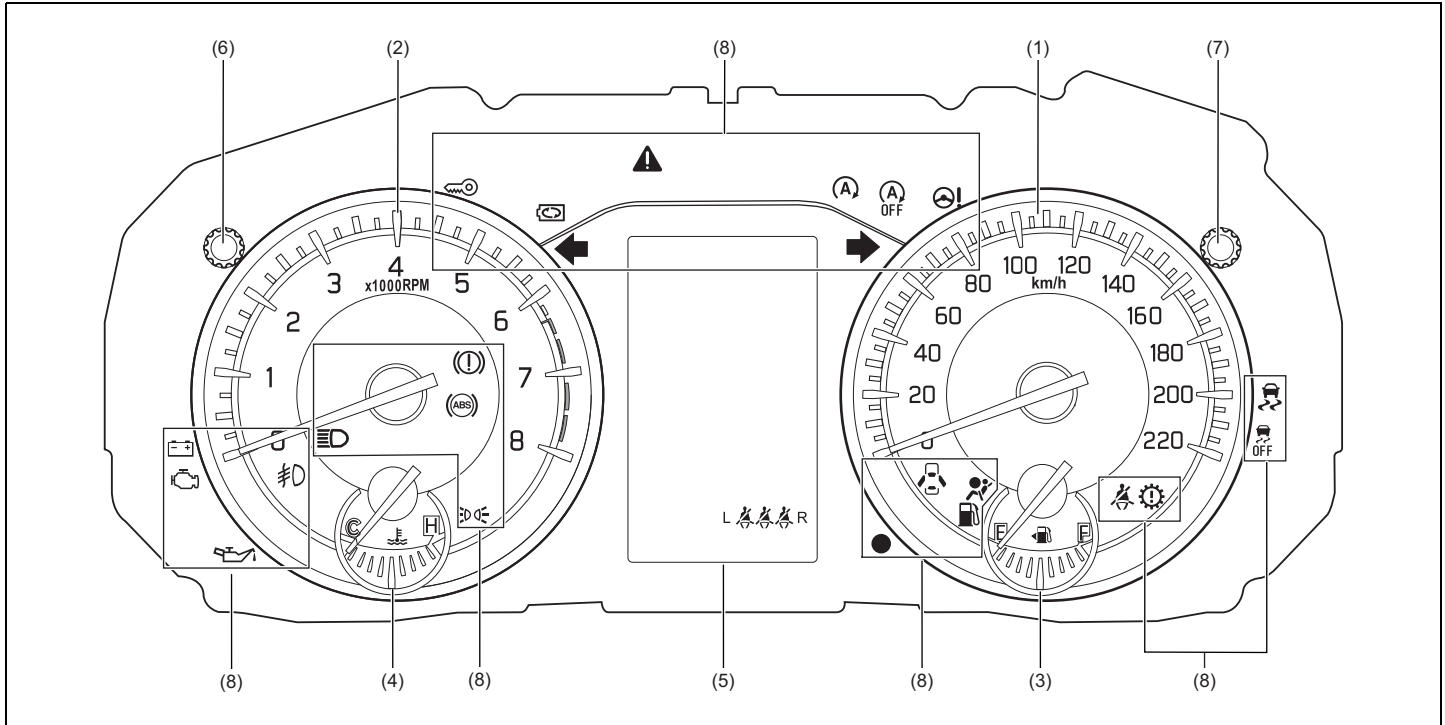
- *dE-on*: Initialize all settings

How to exit the setting mode:

Switch the display to show “End” and then push the indicator selector knob (2).

Instrument Cluster (Type B)

- | | |
|----------------------|---------------------------------|
| 1. Speedometer | 5. Information display |
| 2. Tachometer | 6. Trip meter selector knob |
| 3. Fuel gauge | 7. Indicator selector knob |
| 4. Temperature gauge | 8. Warning and indicator lights |



66T040012

INSTRUMENT CLUSTER

Speedometer

The speedometer indicates vehicle speed.

Speed Alert System

The speed alert system gives audible warning for alert of over-speed to driver. When vehicle speed exceeds about 80 km/h, primary level warning with two beeps will sound every minute. When the vehicle speed exceeds about 120 km/h, secondary level warning with continuous beeps will sound.

If the vehicle speed is slowed down to about 118 km/h, primary warning will resume. If the vehicle is slowed down to about 78 km/h, speed alert warning will stop. This buzzer does not indicate any malfunction in vehicle.

Tachometer

The tachometer indicates engine speed in revolutions per minute.

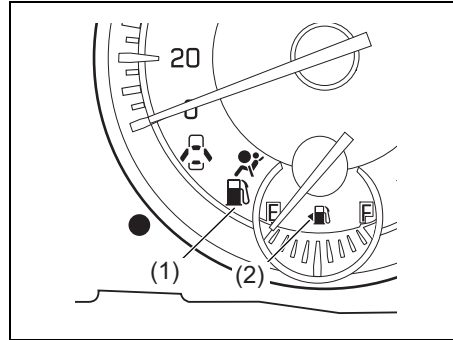
NOTICE

Never drive the vehicle with the engine revving in the red zone or severe engine damage can result.

Keep the engine speed below the red zone even when downshifting to a lower gear position.

Refer to “Downshifting maximum allowable speeds” in “OPERATING YOUR VEHICLE” section.

Fuel Gauge



When ignition switch is turned to “ON” position or the engine switch is pressed to change the ignition mode to ON, this gauge gives a rough indication of the amount of fuel in the fuel tank. “F” stands for full and “E” stands for empty.

If the indicator approaches a low level (near “E”) on fuel gauge, refill the tank as soon as possible.

NOTE:

The indicator moves a little depending on road conditions (for example, slope or curve) and driving conditions because of fuel movement in the tank.

If the low fuel warning light (1) comes on, refill the fuel tank as soon as possible.

NOTICE

To minimize the possibility of damage to catalytic converter or other components of the vehicle, avoid driving the vehicle near empty fuel tank level.

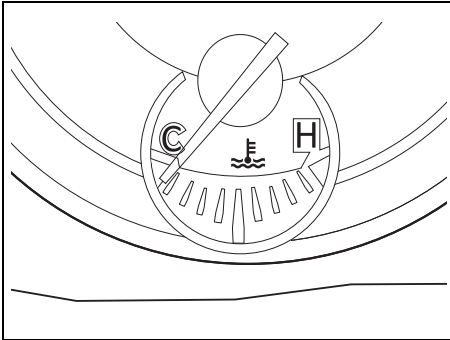
NOTE:

The activation point of the low fuel warning light (1) varies depending on road conditions (for example, slope or curve) and driving conditions because of fuel movement in the tank.

Refer to “Low fuel warning light” in “Warning and indicator lights” in this section for details.

The mark (2) indicates that the fuel filler door is located on the left side of the vehicle.

Temperature Gauge




66T020570

When the ignition switch is turned to “ON” position or the engine switch is pressed to change the ignition mode to ON, this gauge indicates the engine coolant temperature. Under normal driving conditions, the indicator should stay within the normal, acceptable temperature range between “H” and “C”. If the indicator approaches “H”, overheating is indicated. Follow the instructions for “Engine trouble: Overheating” in “EMERGENCY SERVICE” section.

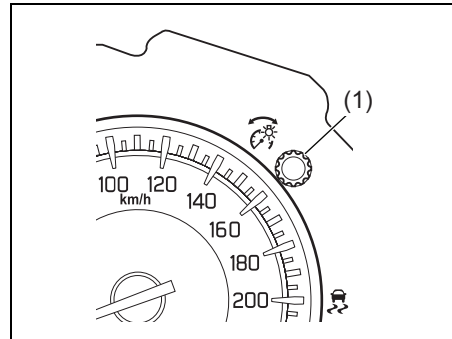
NOTICE

Continuing to drive the vehicle when engine overheating is indicated can result in severe engine damage.

Brightness Control



66T020580



66T020590

When the ignition switch is turned to “ON” position or the engine switch is pressed to change the ignition mode to ON, the instrument panel lights come on.

Your vehicle has a system to automatically dim the brightness of the instrument panel lights when the position lights or headlights are on.

When the position lights and/or headlights are on, you can adjust the meter illumination brightness.

To increase the brightness of the instrument panel lights, turn the indicator selector knob (1) clockwise.

To reduce the brightness of the instrument panel lights, turn the indicator selector knob (1) counterclockwise.

⚠ WARNING

Do not adjust the brightness of the instrument panel lights while driving. Otherwise, you could lose control of the vehicle.

NOTE:

- If you do not turn the knob within several seconds of activating, the brightness control display will be cancelled automatically.
- When you reconnect the lead-acid battery, the brightness of the instrument panel lights will be reinitialized. Readjust the brightness according to your preference.

INSTRUMENT CLUSTER

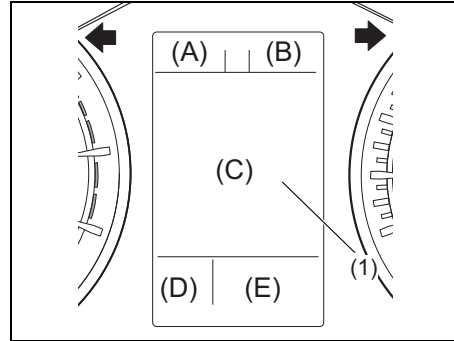
NOTE:

If you adjust to the maximum brightness level when the position lights or headlights are on, the following functions will be cancelled.

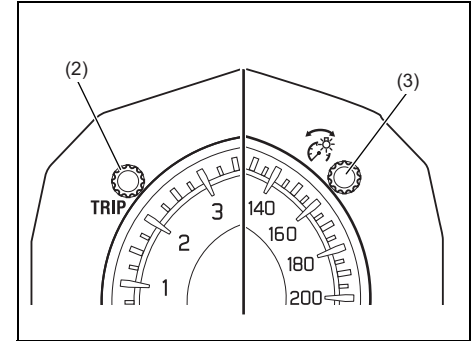
- The function which automatically dims the brightness of instrument panel lights.
- The function which operates with the brightness control, except maximum brightness level

Information Display (Type B)

The information display is shown when the ignition mode is "ON".



(1) Information display



- (2) Trip meter selector knob
(3) Indicator selector knob

The information display shows the following information.

Display (A)

Clock

Display (B)

Thermometer (if equipped)

Display (C)

Warning and indicator messages /
Fuel consumption / Driving range /
/Average Speed / Driving time /
Total idling stop time and Total idling fuel
saved (if equipped) / Clock and date /
Motion (if equipped) / Torque and power /
Accelerator and brake (if equipped) /
Cruise control (if equipped) / Energy flow (if
equipped)

Display (D)

Selector position (for automatic transmission vehicles) / Gear position (for automatic transmission vehicles) / Gearshift indicator (for manual transmission vehicles)

Display (E)

Odometer / Trip meter



66T020830

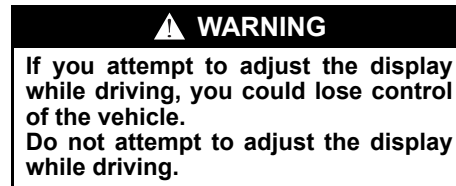
When the ignition switch is turned to “ON” position or the engine switch is pressed to change the ignition mode to ON, the message display shown in the above illustration will appear on the display for several seconds.

Some warning and indicator messages may appear on the display when the ignition switch to “ACC” or “LOCK” position or change the ignition mode to ACC or LOCK (OFF)

Clock

The display (A) shows the time.

To set the clock, follow “Setting mode” instructions in this section.



Thermometer (if equipped)

The display (B) shows the thermometer.

The thermometer indicates the outside temperature.



66T020840

If the outside temperature nears freezing condition, the message shown in the above illustration will appear on the display.

To change the temperature unit between “°C” and “°F”, follow “Setting mode” instructions in this section.

NOTE:

- The outside temperature indication is not the actual outside temperature when driving at low speed, or when stopped.
- If there is something wrong with the thermometer, or just after the ignition switch is turned “ON” or pushed to “ON” mode, the display may not indicate the outside temperature.

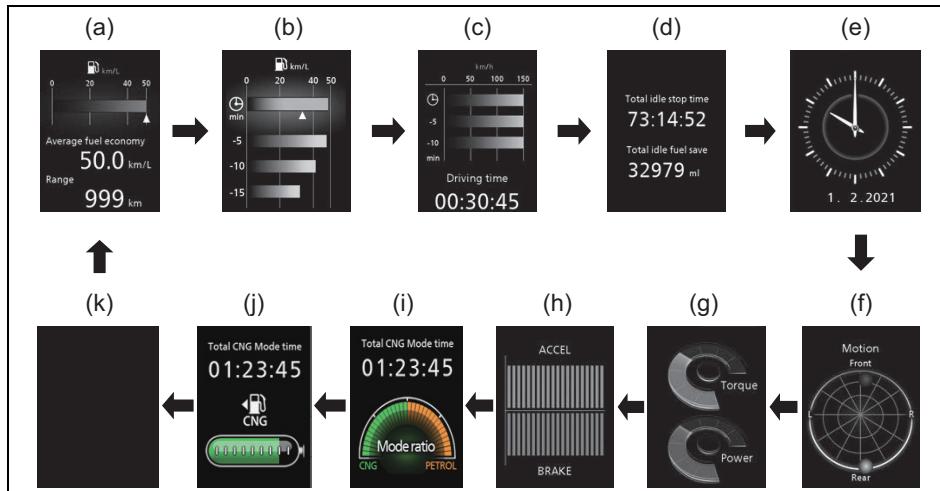
INSTRUMENT CLUSTER

Fuel Consumption / Driving Range / Average Speed / Driving Time / Total Idling Stop Time and Total Idling Fuel Saved (if equipped) / Clock and Date / Motion (if equipped) / Torque and Power / Accelerator and Brake (if equipped)

When there are no warning or indicator messages on the display (C), you can select one of the following indications to appear on the display: instantaneous fuel consumption, average fuel consumption, driving range, average speed, driving time, total idling stop time and total idling fuel saved (if equipped), clock and date, motion, torque and power, accelerator and brake (if equipped) or no indication.

⚠ WARNING

If you attempt to adjust the display while driving, you could lose control of the vehicle. Do not attempt to adjust the display while driving.



- (a) Instantaneous fuel consumption / Average fuel consumption / Driving range (If equipped)
- (b) Instantaneous fuel consumption / Average fuel consumption / 5-minute average fuel consumption (If equipped)
- (c) Average speed / 5-minute average speed / Driving time (If equipped)
- (d) Total idling stop time and total idling fuel saved (if equipped)
- (e) Clock and date
- (f) Motion (if equipped)
- (g) Torque and power
- (h) Accelerator and brake (if equipped)
- (i) Mode ratio and total CNG mode time (If equipped) - Refer to the CNG supplementary owner's manual
- (j) CNG gauge and total CNG mode time (If equipped) - Refer to the CNG supplementary owner's manual
- (k) No indication

To switch the display indication, push the indicator selector knob (3) quickly.

NOTE:

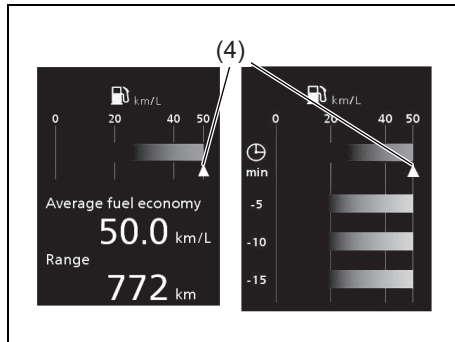
The value of instantaneous fuel consumption, average fuel consumption, driving range, average speed, total idling fuel saved (if equipped), motion (if equipped), torque and power, accelerator and brake and energy flow (if equipped) shown on the display are affected by the following conditions;

66T020851

- road condition
- surrounding traffic condition
- driving condition
- vehicle condition
- a malfunction which causes the malfunction indicator light to come on or blink

Instantaneous fuel consumption

The display shows instantaneous fuel consumption with a bar graph only when the vehicle is moving.



(4) Instantaneous fuel consumption

NOTE:

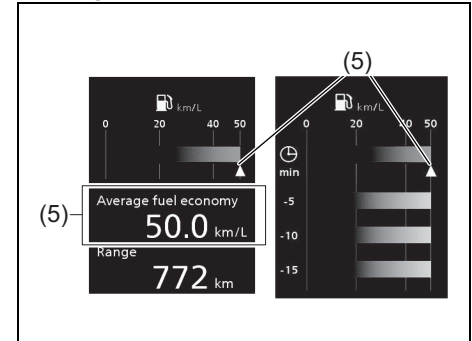
- The display does not show the bar graph unless the vehicle is moving.
- Depending on the vehicle's specification, the fuel consumption units of initial setting are indicated as L/100km, km/L or MPG.

- For "L/100km" setting, the indicated maximum value of instantaneous fuel consumption is 30. No more than 30 will be indicated on the display even if the actual instantaneous fuel consumption is higher.
- For "km/L" setting, the indicated maximum value of instantaneous fuel consumption is 50. No more than 50 will be indicated on the display even if the actual instantaneous fuel consumption is higher.
- For "MPG(UK)" setting, the indicated maximum value of instantaneous fuel consumption is 80. No more than 80 will be indicated on the display even if the actual instantaneous fuel consumption is higher.
- The indication on the display may be delayed if fuel consumption is greatly affected by driving conditions.
- The display shows estimated values. Indications may not be the same as actual values.

Average fuel consumption / 5-minute average fuel consumption / 1-driving cycle average fuel consumption

Average fuel consumption from previous reset and 5-minute average fuel consumption, and 1-driving cycle average fuel consumption are shown.

(Average fuel consumption)



(5) Average fuel consumption

If you selected average fuel consumption the last time you drove the vehicle, the display shows the last value of average fuel consumption from previous driving when the ignition switch is turned to "ON" position or the engine switch is pressed to change the ignition mode to ON. Unless you reset the value of average fuel consumption, the display indicates the value of average fuel consumption based on the average fuel consumption during previous driving.

INSTRUMENT CLUSTER

NOTE:

When you reconnect the negative (-) terminal to the lead-acid battery, the value of average fuel consumption will be shown after driving for a period of time.

You can select the timing to reset the value of average fuel consumption by one of the following three methods;

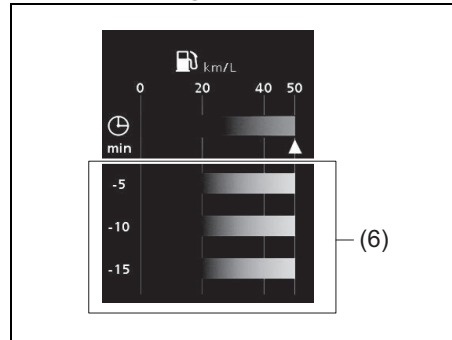
- Reset after refuel: the value of average fuel consumption will be reset automatically by refueling.
- Reset with trip meter A: the value of average fuel consumption will be reset automatically by resetting trip meter A.
- Reset manually: the value of average fuel consumption will be reset by pushing and holding the indicator selector knob (3) when the display indicates the average fuel consumption.

To change the timing to reset the value of average fuel consumption, refer to "Setting mode" in this section.

NOTE:

If you add only a small amount of fuel when you select "Reset after refuel", the average fuel consumption value may not be reset.

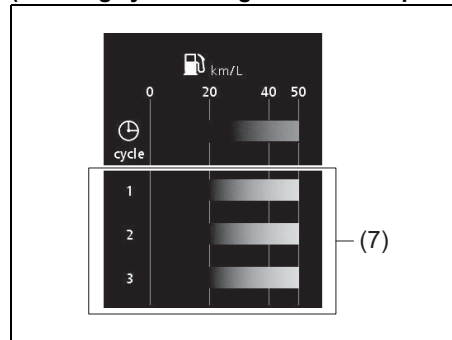
(5-minute average fuel consumption)



66T020880

(6) 5-minute average fuel consumption

(1-driving cycle average fuel consumption)

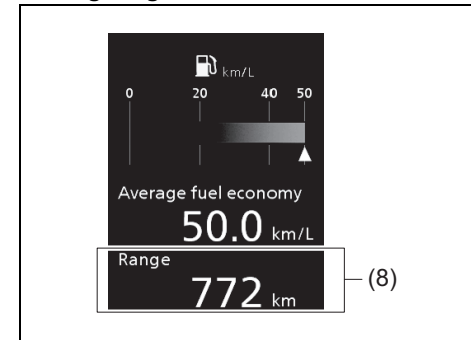


66T020890

(7) 1-driving cycle average fuel consumption

You can check transition of average fuel consumption every 5 minutes from 15 minutes before up to now. Also, you can check transition of average fuel consumption the past 3 driving cycles. Time indication and driving cycle indication can be changed. For details, refer to "Setting mode" in this section.

Driving range



66T020900

(8) Driving range

If you selected driving range the last time you drove the vehicle, the display indicates "---" for a few seconds and then indicates the current driving range when the ignition switch is turned to "ON" position or the engine switch is pressed to change the ignition mode to ON.

The driving range shown in the display is an indicative unit of the approximate distance you can drive until the fuel gauge indicates “E”, based on current driving conditions and current fuel level in the fuel tank.

When the low fuel warning light comes on, the display “---” will appear. If the low fuel warning light comes on, fill the fuel tank immediately regardless of the value of driving range shown in the display.

When you refuel, the driving range is updated. However, if you only add a small amount of fuel, the correct value will not be displayed.

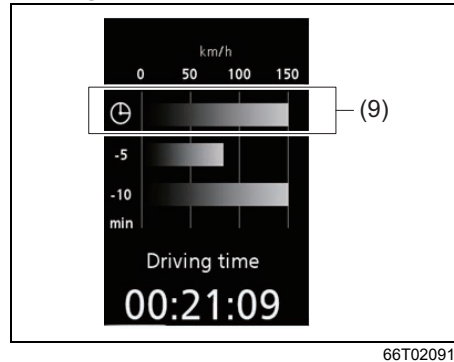
NOTE:

- If you refuel when the ignition mode is “ON”, the driving range may not indicate the correct value.
- When you reconnect the negative (–) terminal to the lead-acid battery, the value of driving range will be shown after driving for a period of time.
- If there are substantial changes in the driving pattern or vehicle usage, the displayed range may vary significantly.

Average speed / 5-minute average speed

Average speed from previous reset and 5-minute average speed are shown.

(Average speed)



(9) Average speed

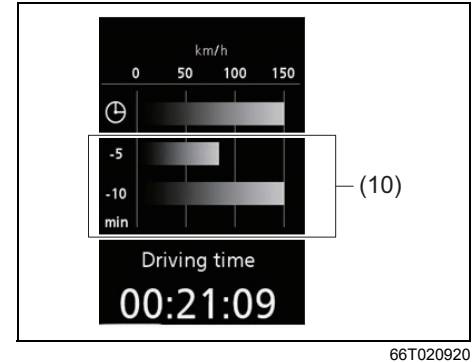
If you selected average speed the last time you drove the vehicle, the display indicates the last value of average speed from previous driving when the ignition switch is turned to “ON” position or the engine switch is pressed to change the ignition mode to ON. Unless you reset the value of average speed, the display indicates the value of average speed which includes average speed during previous driving.

To reset the value of average speed, push and hold the indicator selector knob (3) for about 2 seconds when the display indicates an average speed. The display shows “---” and then indicates a new average speed after driving for a short time.

NOTE:

When you reconnect the negative (–) terminal to the lead-acid battery, the value of average speed will be shown after driving for a period of time.

(5-minute average speed)

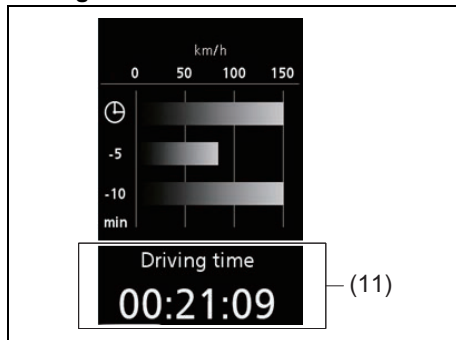


(10) 5-minute average speed

You can check transition of 5-minute average speed every 5 minutes from 10 minutes before up to now.

INSTRUMENT CLUSTER

Driving time



66T020930

(11) Driving time

Driving time from previous reset is shown. To reset the driving time, push and hold the indicator selector knob (3) for about 2 seconds when the display indicates a driving time. The display shows “---” and then indicates a new driving time after driving for a short time.

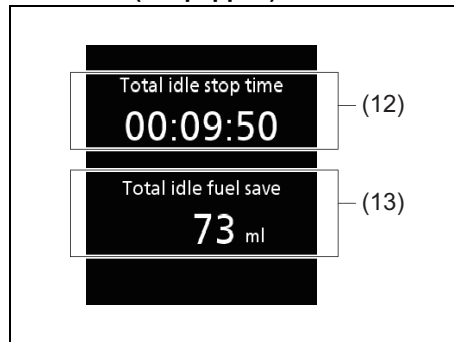
NOTE:

- Disconnection of the lead-acid battery negative (-) terminal will reset the indication of the driving time.
- The indicated maximum value of driving time is 99:59:59. No more than this value will be indicated on the display until you reset the driving time.

Clock and date

Date and time are shown. For the setting procedure, refer to “Setting mode” in this section.

Total idling stop time and total idling fuel saved (if equipped)



66T020940

(12) Total idling stop time

(13) Total idling fuel saved

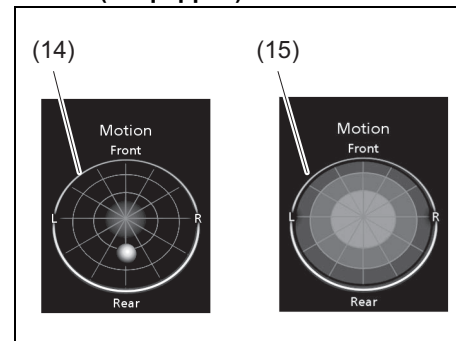
The display shows the total length (in hours, minutes and seconds) of engine stopping time and the total amount (in milliliters) of fuel conservation by ENG A-STOP system since the indication was reset.

- To reset the total idling stop time and the total idling fuel saved, push and hold the indicator selector knob (3) for a while when the display shows the total idling stop time and the total idling fuel saved.

NOTE:

- The indicated maximum value of the total idling stop time is 99:59:59 and this value is fixed until it is reset.
- When you reconnect the negative (-) terminal to the lead-acid battery, the value of the total idling stop time and the total idling fuel saved will be reset.

Motion (if equipped)



66T020950

The meter indication is different depending on whether the vehicle is stopped or running.

When driving, real time movement of imaginal G position (center of gravity) is displayed on the globe (14), which is resultant with inertia force.

When stopped, historical data of imaginal G positions applied to the vehicle body during the driving is shown as a graph (15).

G position history graph at the vehicle stopped can be changed to indicate or hide. For details, refer to “Setting mode” in this section.

⚠ WARNING

Do not look in the display intensively while driving. Doing so may result in an unexpected accident.

NOTE:

- If G position history graph at the vehicle stopped has been set in indication mode, the graph (15) is shown for several seconds when you turn the ignition switch to “LOCK” position or change the ignition mode to “LOCK” (OFF) after driving.
- The graph is shown approximately and the actual movement may differ.

Torque and power


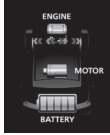
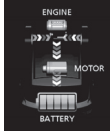

Present engine torque and power are shown.

Accelerator and brake

Present accelerator pedal depressing degree and brake line pressure are shown. The display is selectable to indicate or not to indicate. For details, refer to “Setting mode” in this section.

Energy flow (if equipped)

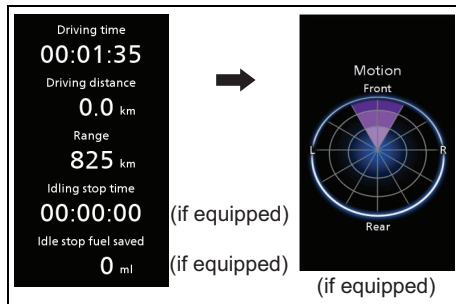
The state of SHVS operation can be checked on the information display. For details, refer to “SHVS (Smart Hybrid Vehicle by Suzuki) (if equipped)” in “OPERATING YOUR VEHICLE” section.

Information display	Description
 <p>66T021010</p>	When the vehicle is running, ISG (Integrated Starter Generator) assists engine power as an electric motor.
 <p>66T021020</p>	When the vehicle is powered by the engine.
 <p>66T021030</p>	When decelerating your vehicle, the ISG generates electricity without engine power.
 <p>66T021040</p>	When the engine automatically stops by the ENG A-STOP system.


INSTRUMENT CLUSTER

Information shown after driving

When you turn the ignition switch to “LOCK” position or press the engine switch to change the ignition mode to “LOCK” (OFF), the following information appears for several seconds on the information display.



Intersection Guidance (When using Android Auto™*1 or Apple CarPlay*2 on infotainment system)



The display shows the direction of your driving and the distance, working with the infotainment system.

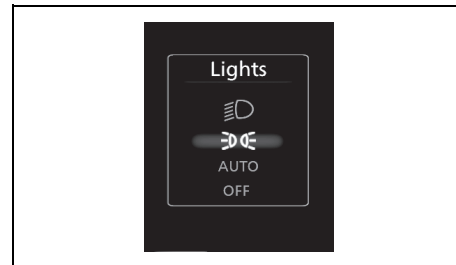
NOTE:

- A slight time lag may occur between the intersection guidance on the information display and the guidance from the infotainment system.
- Switch the intersection guidance to ON or OFF while the guidance from the infotainment system is displayed.
 - A time lag may occur between ON display and OFF display of the intersection guidance.
 - For the functions and operations of the infotainment system, refer to the supplementary manual, provided along with it.
- You can display or hide the intersection guidance by changing the setting (customization). For details, refer to “Setting Mode” in this section.

*1: Android Auto™ may not be available in your country or region.
For details about Android Auto™, refer to <http://support.google.com/androidauto>

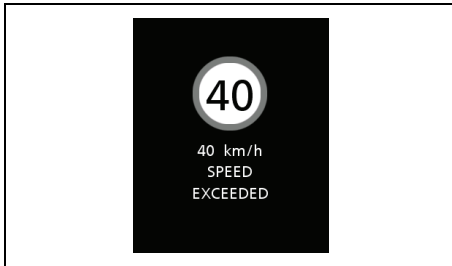
*2: Apple CarPlay may not be available in your country or region.
For details about Apple CarPlay, refer to <https://www.apple.com/ios/carplay/>

Light switch position display (if equipped)



The display indicates the position of light switch selected for exterior light. The display can be set as ON/OFF by changing the setting (customization). For details, refer to “Setting Mode” in this section.

Customizable speed alert (if equipped)



66T040130

When the customizable speed alert is turned ON and the set speed is exceeded, a pop-up message of “Speed exceeded” is displayed along with a buzzer sound.

Settings (customization) can be used to select alert speed, Alert mode and warning mode.

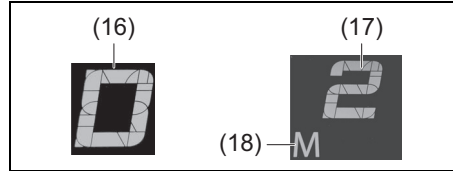
For the setting procedure, refer to “Setting mode” in this section.

NOTE:

This system will be inactive if cruise mode is ON.

The indicated warning 40 km/h is a reference example of speed that can be set.

Selector position (for automatic transmission vehicles) / Gear position (for automatic transmission vehicles) / Gearshift Indicator (for manual transmission vehicles)



66T020810

Selector position (for automatic transmission vehicles) / Gear position (for automatic transmission vehicles)

The display shows the transmission selector position (16) or the gear position (17).

- When the manual mode is not in use, the display shows the selector position.
- When using the manual mode, the display shows the current gear position.

For details on how to use the transmission, refer to “Using transmission” in “OPERATING YOUR VEHICLE” section.

Manual mode indicator (for automatic transmission vehicles)

When you are using the manual mode, the display shows the manual mode indicator (18).

Gearshift Indicator (for manual transmission vehicles)

Refer to “Gearshift indicator” in “OPERATING YOUR VEHICLE” section.

Odometer / Trip Meter

The display (E) shows the odometer and trip meter.

The odometer records the total distance the vehicle has been driven.

The trip meter can be used to measure the distance traveled on short trips or between fuel stops.

You can use trip meter A or trip meter B independently.

To switch the display indication (E), push the trip meter selector knob (2) quickly.

To reset the trip meter, push and hold the trip meter selector knob (2) for few seconds when the display shows the trip meter.

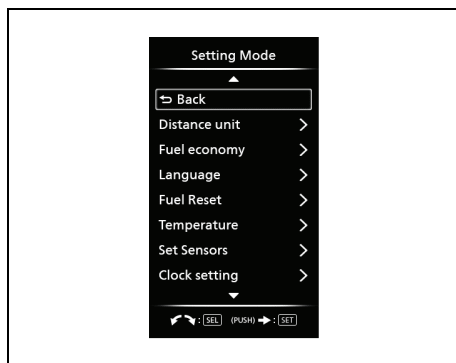
NOTICE
<p>Keep track of your odometer reading and check the maintenance schedule regularly for required services. Increased wear or damage to certain parts can result from failure to perform required services at the proper mileage intervals.</p>

INSTRUMENT CLUSTER

Setting Mode

When the ignition switch is in “ON” position or the ignition mode is ON and the vehicle is stationary, you can enter into the setting mode of the information display by pushing and holding the indicator selector knob (3) for few seconds.

- To select the setting item that you want to change, turn the indicator selector knob (3) left or right.
- To change the setting, push the indicator selector knob (3).
- To exit the setting mode, select “Back” and push the indicator selector knob (3).



66T020970

NOTE:

The currently selected setting item is surrounded by a frame.

NOTE:

- If you push and hold the indicator selector knob (3) to enter into the setting mode when the display (D) shows average fuel consumption, average speed, driving time, total idling stop time and total idling fuel saved (if equipped), the value will be reset simultaneously. If you do not want to reset the value, push the indicator selector knob quickly to switch the indication of the display.
- If you turn the ignition switch, press the engine switch or start to move the vehicle when the display is in the setting mode, the setting mode will be cancelled automatically.

Distance unit

(Odometer / trip meter / driving range / average speed distance unit setting)

You can change the units in which odometer / trip meter / driving range / average speed distance is displayed.

Fuel economy

(Fuel consumption unit setting)

You can change the units that fuel consumption is displayed in.

Language

You can change the language of the information display.

Fuel reset

(Average fuel consumption reset setting)

You can change when the value of average fuel consumption is reset.

Temperature

(Temperature unit setting)

You can change the units that temperature is displayed in.

- To change the temperature unit, select “Temperature” in “Setting mode”. Then, select “C” or “F”.

NOTE:

When you change the units that temperature is displayed in, the automatic heating and air conditioning system (if equipped) temperature display units will be changed automatically.

Set sensors

(Parking sensor setting) (if equipped)

The parking sensor can be switched between the normal mode and trailer mode.

Clock setting (if equipped)

(Adjusting the clock)

- Adjust the clock by selecting “Clock setting” in “Setting mode”. Then, select “Adjust clock”.
- To change the hour indication, turn the indicator selector knob (3) left or right repeatedly when the hour indication blinks. To change the hour indication quickly, turn and hold the indicator selector knob (3). To set the hour indication, push the indicator selector knob (3) and the minute indication blinks.
- To change the minute indication, turn the indicator selector knob (3) left or right repeatedly when the minute indication blinks. To change the minute indication quickly, turn and hold the indicator selector knob (3). To set the minute indication, push the indicator selector knob (3).

(Selecting 12H / 24H format)

- Switch the time indication between 12-hour and 24-hour format by selecting “Clock setting” in “Setting mode”. Then, select “12H” or “24H”.

(Adjusting the date)

- Adjust the date by selecting “Clock setting” in “Setting mode”. Then select “Adjust date”.
- To adjust year, month and day, operate the indicator selector knob (3) in the same way as adjusting the clock.

Door lock (Door lock setting)

(Door unlock)

- All Doors:
Unlock all doors by keyless push start system remote controller or request switch once
- Driver Door:
Unlock all doors by keyless push start system remote controller or request switch twice (default setting)

(Auto lock)

- Manual Lock:
Disable the automatic door locking function
- Speed Syncro:
Lock all doors when the vehicle speed reaches 15 km/h (default setting)
- Shift Syncro: (if equipped)
Lock all doors when the gearshift lever is in other than “P” position.

(Auto unlock)

- Syncro Off:
Disable the automatic door unlocking function (default setting for the vehicle with the keyless push start system)
- IG-OFF Sync:
Unlock all doors when the engine switch is pressed to change the ignition mode to LOCK (OFF) (default setting for the vehicle without the keyless push start system)
- Shift Syncro: (if equipped)
Unlock all doors when the gearshift lever is moved from other position to “P” position.

(Alarm)

- You can turn off or on the siren sound when the door(s) is(are) locked or unlocked.

(Door mirror) (if equipped)

- ON:
Enable the mirror auto retract function (default setting).
- OFF:
Disable the mirror auto retract function.

INSTRUMENT CLUSTER

Lights

(Lane change setting)

The turn signal and its indicator can be set whether they flash three times even if you return the turn signal control lever shortly after operating it.

- To change the lane change setting, select “Lane Change” in “Setting mode”. Then, select “ON” or “OFF”
- If you want to change the number of flashing, consult a Maruti Suzuki authorised workshop.

(Foot lights) (if equipped)

- Light Synchro:
Foot lights come “ON” when any of the doors is open or headlight is “ON”.
- Door Synchro:
Foot lights come “ON” when any of the doors is open (default setting)
- OFF:
Disable the foot lights

(Ambient light setting) (if equipped)

You can change the on/off of the ambient light.

Even if ambient light is turned OFF by this setting, it will continue to work during entry and exit as a welcome feature.

(Ambient light level) (if equipped)

You can change the lighting level of the ambient light brightness.

The level can be changed even with ambient mode OFF, or when headlight is not ON. However, change will be effective when both ambient mode and headlight is ON.

(Guide me light setting) (if equipped)

You can change the lighting time of “To car” function or “To home” function.

Antitheft

(Shock sensor system setting)

You can change the on/off of the shock sensor.

(Shock sensor P setting)

You can adjust the pre-warning sensitivity of shock sensor.

(Shock sensor F setting)

You can adjust the full blast warning sensitivity of shock sensor.

IS A/C

(ENG A-STOP system setting) (if equipped)

- When using the automatic heating and air conditioning system (if equipped), you can select one of the following engine auto stop settings.
 - Standard
 - Economy
 - Comfort
- When “Economy” is selected, engine auto stop condition is eased, compared with “Standard”. As engine auto stop condition will occur more frequently, the stop time will be longer, leading to reduction of fuel consumption.
- When “Comfort” is selected, engine auto stop condition becomes severe, compared with “Standard”. As engine auto stop condition will occur less frequently, the stop time will be shorter, leading to more comfortable cabin condition by air conditioner.

Display item

("Car colour" setting)

You can change the car color of the information display.

("Calendar dis" setting)

You can select whether you show the calendar on the information display or not.

("Calendar form" setting)

You can change the calendar form of the information display.

To change the calendar form, select "Calendar form" in "Display item". Then, select the display order of date, month and year.

("Fuel eco hist" setting)

Transitional indication of average fuel consumption can be switched to time indication and driving cycle indication.

("Motion hist" setting) (if equipped)

Indication of G position history graph at the vehicle stopped can be selected to enable or disable.

("Idling disp" setting) (if equipped)

Display of ENG A-STOP operation with ignition mode LOCK (OFF) is selectable to indicate or not to indicate.

("Idling warn" setting) (if equipped)

You can switch whether the information display shows the warning and indicator messages related on the ENG A-STOP system.

("Regen disp" setting) (if equipped)

You can choose that deceleration energy regenerating indicator light comes on or does not come on.

("Parking sensors" setting) (if equipped)

Display of "Parking sensors" is selectable to indicate or not to indicate.

("Intersection" setting) (if equipped)

Display of "Intersection" is selectable to indicate or not to indicate.

("Lights" setting) (if equipped)

You can change ON/OFF of Light switch position display.

Disp Setting

(Fuel economy)

You can change ON/OFF of fuel economy display.

(Fuel eco history)

You can change ON/OFF of fuel eco history display.

(Avg speed)

You can change ON/OFF of average speed display.

(Idling disp) (if equipped)

You can change ON/OFF of idling stop display.

(Calendar disp)

You can change ON/OFF of calendar display.

(Motion disp) (if equipped)

You can change ON/OFF of motion display.

(Power / torque)

You can change ON/OFF of power/torque display.

(Pedal op dsp) (if equipped)

You can change ON/OFF of pedal op display.

(Energy flow) (if equipped)

You can change ON/OFF of energy flow display.

Animation

("warning" setting)

Display of "Animation (warning)" is selectable to indicate or not to indicate.

HUD (Head-Up Display) setting (if equipped)

(Speed disp)

You can change ON/OFF of the vehicle speed.

(Gear position)

You can change ON/OFF of the gear position.

(Clock)

You can change ON/OFF of the clock.

INSTRUMENT CLUSTER

(Intersection guidance (working with the infotainment system))

You can change ON/OFF of the intersection guidance.

(Air conditioning system)

You can change ON/OFF display of the air conditioning system.

(High temperature warning message)

You can change ON/OFF of the high temperature warning message.

Set spd warn (Speed select)

Speed alert can be set between 20-70km/h in intervals of 5km/h.

(Mode select)

Customizable speed alert can be set as ON/OFF.

(Warning mode)

Customizable speed alert warning type can be set as an audible warning and/or visual warning.

Default (Initialization setting)

If you select "YES" and push the indicator selector knob (3), all settings will be reinitialized.

Warning and Indicator Messages

The display shows warning and indicator messages to let you know about certain vehicle problems.

A tone may also sound to alert you.

If warning and indicator messages appear on the display, follow the messages.

Master warning indicator light



66T020980





When the display shows warning and indicator messages, the master warning indicator light may also blink.

NOTE:

- *When the problem that causes a message to appear is corrected, the message will disappear.*
- *If a message is displayed, and other problems requiring a message occur, the message for each of the problems will be alternately displayed about every 5 seconds.*
- *When you push and hold the indicator selector knob (3) for about 2 seconds while a message is displayed, the message will disappear temporarily. If the problem that caused the message is not corrected, the message will appear again after 5 seconds.*




Warning and indicator messages

All model



Warning and indicator message	Master warning indicator light	Sound	Cause and remedy
 <p>66T0010</p>	<p>Blinks (only while vehicle is in motion)</p> 	<p>Beep (one time from interior buzzer; only while vehicle is in motion)</p>	<p>A door or tailgate is not properly closed. Stop the vehicle in a safe place and close the door or tailgate properly. (#1)</p>
 <p>66T0020</p>	<p>Blinks</p> 	<p>Continuous beep (from interior buzzer)</p>	<p>The parking brake is not released. Stop the vehicle in a safe place and release the parking brake.</p>

(#1) This message will disappear after a while even if the problem that caused the message to appear is not corrected.

INSTRUMENT CLUSTER

Warning and indicator message	Master warning indicator light	Sound	Cause and remedy
 <p>52RM21170</p>	<p>Blinks</p> 	<p>Continuous beep (from interior buzzer)</p>	<p>The headlights and/or the position lights are left on. Turn them off.</p>
 <p>52RM21180</p>	<p>Off</p>	<p>Beep (one time from interior buzzer)</p>	<p>Fuel is low. Refill it immediately. (#1)</p>



(#1) This message will disappear after a while even if the problem that caused the message to appear is not corrected.

Warning and indicator message	Master warning indicator light	Sound	Cause and remedy
 <p>55T050831C</p>	Off	Beep (one time from interior buzzer)	CNG level is low. Refill CNG Tank as soon as possible. (#1)
 <p>52RM21190</p>	Off	Off	The road may be icy. Drive very carefully. (#1)





(#1) This message will disappear for a while even if the problem that caused the message to appear is not corrected.

INSTRUMENT CLUSTER

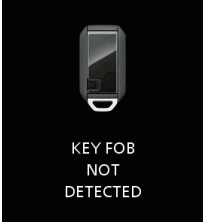


Vehicle with keyless push start system




Warning and indicator message	Master warning indicator light	Sound	Cause and remedy
 <p>IGNITION SWITCH POSITION</p> <p>66T0040</p>	Off	Off	This message is displayed when “ACC” position is selected as the ignition mode. (#1)
 <p>PUSH START SWITCH</p> <p>66T0050</p>	Off	Off	The brake pedal (for automatic transmission models) or the clutch pedal (for manual transmission models) is depressed. Press the engine switch to start the engine.

(#1) This message will disappear after a while even if the problem that caused the message to appear is not corrected.

Warning and indicator message	Master warning indicator light	Sound	Cause and remedy
 <p>SERVICE STEERING LOCK SYSTEM</p> <p>52RM21230</p>	<p>Blinks</p> 	<p>Beep (one time from interior buzzer)</p>	<p>There is a problem with the steering lock system. Have your vehicle inspected by a Maruti Suzuki authorised workshop.</p>
 <p>SERVICE START SYSTEM</p> <p>52RM21240</p>	<p>Blinks</p> 	<p>Beep (one time from interior buzzer)</p>	<p>There is a problem with the immobilizer/ keyless push start system. Also, the vehicle lead-acid battery voltage may be decreased. When the message is displayed even if you start the engine with normal voltage of the vehicle lead-acid battery, have your vehicle inspected by a Maruti Suzuki authorised workshop.</p>



INSTRUMENT CLUSTER

Warning and indicator message	Master warning indicator light	Sound	Cause and remedy
 <p>KEY FOB NOT DETECTED</p> <p>66T0060</p>	<p>Blinks</p> 	<p>By certain conditions, some kind of sound you will hear from interior and/or exterior of the vehicle.</p>	<p>The remote controller may be outside the vehicle or its battery may have become discharged. Locate the remote controller or touch the engine switch with the remote controller.</p>
 <p>PLACE KEY FOB ON START SWITCH</p> <p>66T0070</p>			<p>If the message still appears, replace the remote controller battery.</p>



Warning and indicator message	Master warning indicator light	Sound	Cause and remedy
 <p data-bbox="391 548 456 562">66T0080</p>	<p data-bbox="480 301 516 322">Off</p>	<p data-bbox="708 301 743 322">Off</p>	<p data-bbox="1045 301 1510 350">This message is displayed when "ON" position is selected as the ignition mode. (#1)</p>
 <p data-bbox="391 827 456 842">66T0090</p>	<p data-bbox="480 580 548 602">Blinks</p> 	<p data-bbox="708 580 1019 630">Beep (one time from interior buzzer)</p>	<p data-bbox="1045 580 1510 653">The steering lock is not disengaged. While lightly turning the steering wheel in both directions, press the engine switch again.</p>

(#1) This message will disappear after a while even if the problem that caused the message to appear is not corrected.





INSTRUMENT CLUSTER

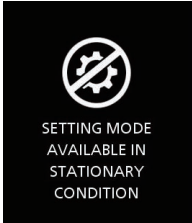

Warning and indicator message	Master warning indicator light	Sound	Cause and remedy
 <p>KEY FOB LOW BATTERY</p> <p>66T0100</p>	Off	Off	The remote controller battery is about to become flat. Replace the battery. (#1)
<p>Manual transmission</p>  <p>PRESS BRAKE AND CLUTCH TO START</p> <p>66T0110</p>	Off	Off	The engine switch is pressed without depressing the brake and clutch pedals. Try again as instructed by the message.

(#1) This message will disappear after a while even if the problem that caused the message to appear is not corrected.

Warning and indicator message	Master warning indicator light	Sound	Cause and remedy
<p>Automatic transmission</p>  <p>52RM21310</p>	<p>Off</p>	<p>Off</p>	<p>The engine switch is pressed with the gearshift lever in a position other than “P” or “N” and depressing the brake pedal. Try again as instructed by message.</p>
<p>Automatic transmission</p>  <p>52RM21320</p>	<p>Off</p>	<p>Off</p>	<p>The engine switch is pressed with the gearshift lever in a position other than “P”. Try again as instructed by the message.</p>

INSTRUMENT CLUSTER

Warning and indicator message	Master warning indicator light	Sound	Cause and remedy
 <p>52RM21340</p>	<p>Blinks</p> 	<p>Beep (one time from interior buzzer)</p>	<p>There may be a problem with ESP[®] system (if equipped). Have your vehicle inspected by a Maruti Suzuki authorised workshop.</p>
<p>Hill hold control system</p>  <p>52RM21350</p>	<p>Blinks</p> 	<p>Beep (one time from interior buzzer)</p>	<p>There may be a problem with hill hold control system (if equipped). Have your vehicle inspected by a Maruti Suzuki authorised workshop.</p>

Warning and indicator message	Master warning indicator light	Sound	Cause and remedy
 <p>SETTING MODE AVAILABLE IN STATIONARY CONDITION</p> <p>66T040140</p>	Off	Off	This message is displayed if you try to access the setting mode in non-stationary condition
 <p>TO CONTROL BRIGHTNESS TURN ON LIGHTS</p> <p>66T040150</p>	Off	Off	This message is displayed when you try to adjust the meter illumination brightness while the position lights and/or headlight are turned off.

Warning and Indicator Lights

NOTE:

If warning and indicator lights blink or come on, the corresponding messages may be shown on the information display.

Brake System Warning Light



82K170

Three different types of operations exist depending on the vehicle's specification.

- 1) The light comes on briefly when the ignition switch is turned to "ON" position or the engine switch is pressed to change the ignition mode to ON.
- 2) The light comes on when the parking brake is engaged with the ignition switch in "ON" position or the ignition mode is "ON".
- 3) The light comes on under either or both of above two conditions.

The light also comes on when the fluid in the brake fluid reservoir falls below the specified level.

The light should go out after starting the engine and fully releasing the parking brake, if the fluid level in the brake fluid reservoir is adequate.

The light also comes on together with the ABS warning light when the rear brake force control function (proportioning valve function) of the ABS system fails.

If the brake system warning light comes on while you are driving the vehicle, it may mean that there is something wrong with the vehicle's brake system.

If this happens:

- 1) Pull off the road and stop carefully.

⚠ WARNING

Remember that stopping distance may be longer, you may have to push harder on the pedal, and the pedal may go down farther than normal.

- 2) Test the brakes by carefully starting and stopping the vehicle on the shoulder of the road.
- 3) If you determine that it is safe, drive the vehicle cautiously at low speed to the nearest Maruti Suzuki authorised workshop for repairs or tow the vehicle to the nearest a Maruti Suzuki authorised workshop for repairs.

⚠ WARNING

If any of the following conditions occur, you should immediately ask a Maruti Suzuki authorised workshop to inspect the brake system.

- If the brake system warning light does not go out after the engine has been started and the parking brake has been fully released.
- If the brake system warning light does not come on when the ignition switch is turned "ON" or pushed to "ON" mode.
- If the brake system warning light comes on at any time during vehicle operation.

NOTE:


Because the brake system is self-adjusting, the fluid level will drop as the brake pads become worn. Replenishing the brake fluid reservoir is considered normal periodic maintenance.

NOTE:

(Parking Brake Reminder Buzzer)

A buzzer sounds intermittently to remind you to release the parking brake if you start the vehicle without releasing the parking brake. Make sure that the parking brake is fully released and the brake system warning light turns off.

Anti-Lock Brake System (ABS) Warning Light



65D529

When the ignition switch is turned “ON” or pushed to “ON” mode, this light comes on briefly so you can check that the light is working.

If the light stays on, or comes on when driving, there may be something wrong with the ABS.

If this happens:

- 1) Pull off the road and stop carefully.
- 2) Turn the ignition switch to LOCK position or change the ignition mode to “LOCK” (OFF) by pressing the engine switch and then start the engine again.

If the warning light comes on briefly and then turns off, the system is normal. If the warning light still stays on, something is wrong with the system.

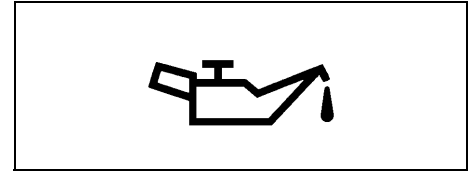
If the light and the brake system warning light stay on or come on simultaneously when driving, your ABS system is equipped with the rear brake force control function (proportioning valve function) and there may be something wrong with both the rear brake force control function and the anti-lock function of the ABS system.

If one of the above occurs, have the system inspected by a Maruti Suzuki authorised workshop.

If the ABS becomes inoperative, the brake system will function as an ordinary brake system that does not have this ABS system.

For details of ABS system, refer to “Anti-Lock Brake System (ABS)” in “OPERATING YOUR VEHICLE” section.

Engine Oil Pressure Warning Light



50G051

When the ignition switch is turned “ON” or pushed to “ON” mode, this light comes on. When the engine is started, the light goes out. The light will come on and remain on if there is insufficient oil pressure. If the light comes on when driving, pull off the road as soon as you can and stop the engine.

Check the oil level and add oil if necessary. If there is enough oil, the lubrication system should be inspected by a Maruti Suzuki authorised workshop before you drive the vehicle again.

NOTICE

- If you operate the engine with this light on, severe engine damage can result.
- Do not rely on the engine oil pressure warning light to indicate the need to add oil. Periodically check the engine oil level.

INSTRUMENT CLUSTER

ESP® Warning Light (If equipped)



52KM133

ESP® is a registered trademark of Daimler AG.

This light blinks 5 times per second when one of the following systems is activated.

- Stability control system
- Traction control system

If this light blinks, drive carefully.

When the ignition switch is turned “ON” or pushed to “ON” mode, the light comes on briefly so you can check that the light is working. If the light stays on or comes on when driving, there may be something wrong with the ESP® systems (other than ABS). You should have the system inspected by a Maruti Suzuki authorised workshop.

For details of the ESP® systems, refer to “Electronic Stability Program (ESP®) (if equipped)” in “OPERATING YOUR VEHICLE” section.

WARNING

The ESP® systems cannot prevent accidents. Always drive carefully.

ESP® OFF Indicator Light (If equipped)



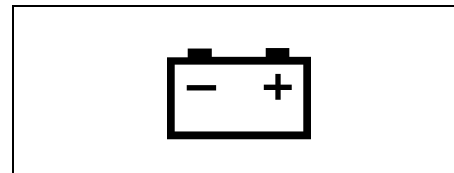
73R0196

When the ignition switch is turned “ON” or pushed to “ON” mode, this light comes on briefly so you can check that the light is working.

When the ESP® OFF switch is pushed to turn off the ESP® systems (other than ABS), the ESP® OFF indicator light comes on and stays on.

For details of the ESP® systems, refer to “Electronic Stability Program (ESP®) (if equipped)” in “OPERATING YOUR VEHICLE” section.

Charge Warning Light



50G052

When the ignition switch is turned “ON” or pushed to “ON” mode, this light comes on. When the engine is started, the light goes out. The light will come on and remain on if there is something wrong with the lead-acid battery charging system. If the light comes on when the engine is running, the charging system should be inspected immediately by a Maruti Suzuki authorised workshop.

Seat belt reminder light



60G049

When the driver and/or front passenger do (does) not buckle his or her seat belt, this light will come on and/or blink. The reminder would be on unless all rear passengers' seat belts are fastened for irrespective of presence or absence of passenger.

For details of the seat belt reminder, refer to "Seat Belt and Child Restraint Systems" in "FOR SAFE DRIVING" section.

NOTE:

Along with the seat belt reminder light, a reminder message shall also come on the information display (if equipped), for unrestrained driver and/or front passenger.

Rear Passenger's Seat Belt Reminder Light

Type A



66T040013

Type B



66T040014

Reminder light for rear passengers to fasten their seat belts. For details of the seat belt reminder, refer to "Seat Belt Reminder" in "FOR SAFE DRIVING" section.

AIRBAG Warning Light



63J030

When the ignition switch is turned "ON" or pushed to "ON" mode, this light comes on for several seconds so you can check that the light is working.

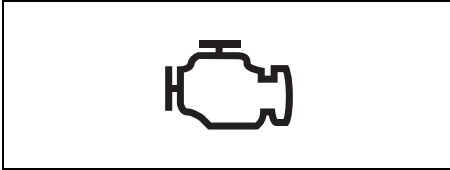
The light will come on and stay on if there is a problem in the airbag system or the seat belt pretensioner system.

▲ WARNING

If the Airbag warning light does not blink or come on briefly when the ignition switch is turned "ON" or pushed to "ON" mode, stays on for more than 10 seconds, or comes on while driving, the airbag system or the seat belt pretensioner system may not work properly, which could result in serious injury in the event of a collision. Have both systems inspected by a Maruti Suzuki authorised workshop.

INSTRUMENT CLUSTER

Malfunction Indicator Light



66T020360

Your vehicle has a computer-controlled emission control system. A malfunction indicator light is provided on the instrument cluster to indicate when it is necessary to have the emission control system serviced. When the ignition switch is turned "ON" or pushed to "ON" mode, this light comes on. When the engine is started, the light goes out.

If the malfunction indicator light comes on or blinks when the engine is running, there is a damage in the emission control system.

Bring the vehicle to a Maruti Suzuki authorised workshop to have the damage fixed.

CAUTION

If this light blinks, stop your vehicle immediately in a safe place to avoid catalyst's melting problem since there may be a misfire in the engine.


- **Do not drive or stop over such as withered grasses.**
- **Drive slowly if required to move the vehicle.**

Also, if this light comes on when the engine is running, there is a problem with the automatic transmission system. Ask a Maruti Suzuki authorised workshop to have the system inspected.

NOTICE

Continuing to drive the vehicle when the malfunction indicator light is on or blinking can cause permanent damage to the vehicle's emission control system, and can affect fuel economy and driveability.

Transmission Warning Light (if equipped)

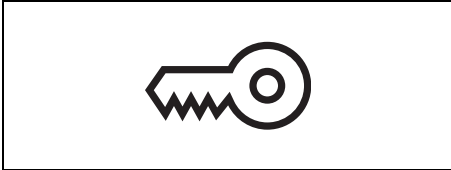


81A262

When the ignition switch is turned "ON" or pushed to "ON" mode, this light comes on for several seconds so you can check that the light is working.

If this light comes on when the engine is running, there is a problem with the automatic transmission system. Ask a Maruti Suzuki authorised workshop to have the system inspected.

Immobilizer/Keyless Push Start System Warning Light




80JM122

When the ignition switch is turned “ON” or pushed to “ON” mode, this light comes on briefly so you can check that the light is working.

If this light blinks or stays on, there is a problem with the system.

If this light still blinks or stays on even if you start the engine with normal voltage of the vehicle battery, ask a Maruti Suzuki authorised workshop to have the system inspected.

Open Door Warning Light



54G391

This light remains on until all doors (including the tailgate) are completely closed.

If any door (including the tailgate) is open when the vehicle is moving, a ding sounds to remind you to close all doors completely.

Main Beam (high beam) Indicator Light



66T020370

This indicator comes on when headlight main beams (high beams) are turned on.

Low Fuel Warning Light



54G343

If this light comes on, refuel the fuel tank as soon as possible.

When this light comes on, a ding sounds once to remind you to refuel.

If you do not refuel, a ding sounds every time when the ignition switch is turned “ON” or pushed to “ON” mode.

NOTE:

- The activation point of this light varies depending on road conditions (for example, slope or curve) and driving conditions because of fuel movement in the tank.
- When this light comes on, low fuel warning message is displayed on the information display. For details, refer to “Warning and Indicator Messages” in this section.

INSTRUMENT CLUSTER

Electric Power Steering Light



79J039

When the ignition switch is turned “ON” or pushed to “ON” mode, this light comes on. When the engine is started, the light goes out.

If this light comes on while driving, the power steering system may not work properly. Have the system inspected by a Maruti Suzuki authorised workshop.

NOTE:

The following steering wheel operations may gradually take more effort while parking or driving at a very low speed. This is not a malfunction of the steering system, but the power steering control system limits the power assist in order to prevent it from overheating.

- *The steering wheel is operated very often.*
- *The steering wheel is kept in a fully turned position for a long while.*

When the power steering control system cool down, the power steering system will return to its original condition.

However, repeating these operations could cause damage to the power steering system.

- *This light comes on when continuing period of time of limiting the power assist in order to prevent from overheating.*

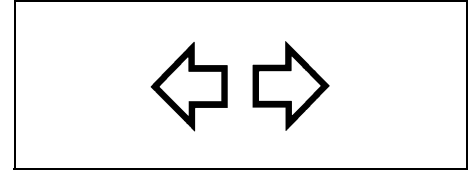
NOTE:

If the power steering system does not work properly, it will require greater effort to steer, but you still will be able to steer.

NOTE:

If the steering is operated, you may hear noise caused by electric power steering operation. This is normal and indicates that the power steering system works properly.

Turn Signal Indicators




50G055

When you turn on the left or right turn signals, the corresponding green arrow on the instrument panel will blink along with the respective turn signal lights. When you turn on the hazard warning switch, both arrows will blink along with all of the turn signal lights.

NOTE:

If any abnormality of the turn signals is observed, such as fast blinking, there may be malfunction in the turn signal system. Ask your Maruti Suzuki authorized workshop to inspect the system.

Illumination Indicator Light



64J045

This indicator light comes on while the position lights, tail light and/or the headlights are on.

**Front Fog Light Indicator Light
(if equipped)**



68PM00268

The front fog light indicator light comes on when the front fog light operates.

**ENG A-STOP Indicator Light
(if equipped)**




72M00032

When the ignition switch is turned to “ON” position or the engine switch is pressed to change the ignition mode to ON, this light comes on briefly to let you know the light is working.

When the engine stops automatically, this light comes on.

For details, refer to “ENG A-STOP System (Engine Auto Stop Start System) (if equipped)” in “OPERATING YOUR VEHICLE” section.

**ENG A-STOP OFF Indicator Light
(if equipped)**



72M00159

When the ignition switch is turned to “ON” position or the engine switch is pressed to change the ignition mode to ON, this light comes on briefly to let you know the light is working.

When you push the ENG A-STOP OFF switch, this light comes on.

If this light blinks when driving, there may be something wrong with the ENG A-STOP system. You should have the system inspected by a Maruti Suzuki authorised workshop.

For details, refer to “ENG A-STOP System (Engine Auto Stop Start System) (if equipped)” in “OPERATING YOUR VEHICLE” section.

**Deceleration Energy Regenerating
Indicator Light (If equipped)**



72M00168

When the ignition switch is turned to “ON” position or the engine switch is pressed to change the ignition mode to “ON”, this light comes on briefly so you can check that the light is working.

When the deceleration energy regenerating function is working, this light comes on.

For details, refer to “SHVS (Smart Hybrid Vehicle by Suzuki) (if equipped)” in “OPERATING YOUR VEHICLE” section.

INSTRUMENT CLUSTER

Master Warning Indicator Light (if equipped)




80P0382

When the ignition switch is turned “ON” or pushed to “ON” mode, this light comes on briefly so you can check that the light is working.

When the information display shows warning and indicator messages, this indicator light may also blink.

For details, refer to “Information display” in this section.

High Engine Coolant Temperature Warning Light (red color) (if equipped)




66T020400

When the ignition switch is turned to “ON” position or the engine switch is pressed to change the ignition mode to ON, this light comes on briefly so you can check that the light is working. If this light blinks while driving, it means the engine is running hot. If the light stays on after blinking, then the engine is overheating. To avoid actual overheating, if this light blinks or stays on while driving, follow the instructions in the “If the Engine Overheats” of “EMERGENCY SERVICE” section.

NOTICE

Continuing to drive the vehicle when engine overheating is indicated can result in severe engine damage.

Cruise Control Indicator Light (if equipped)



64MM02015

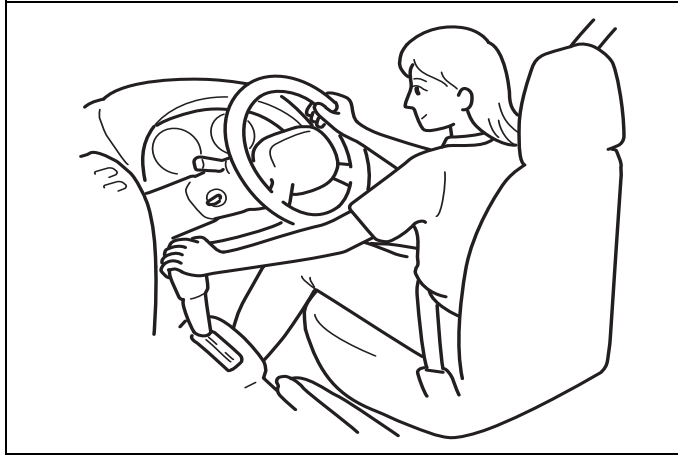
When the cruise control is on, this light will be on.

“SET” Indicator Light (if equipped)



65D474

When a cruising speed of the cruise control is set, this light will be on.



60G408


OPERATING YOUR VEHICLE

Daily Inspection Checklist	5-1
Engine Oil Consumption	5-3
Ignition Switch (Vehicle without Keyless Push Start System) (if equipped)	5-4
Engine Switch (Vehicle with Keyless Push Start System)	5-6
Keyless Push Start System (if equipped)	5-8
Parking Brake Lever	5-11
Pedal	5-13
Starting / Stopping Engine (Vehicle without Keyless Push Start System) (if equipped)	5-14
Starting / Stopping Engine (Vehicle with Keyless Push Start System) (if equipped)	5-15
Precaution for Parking	5-18
Using the Transmission	5-20
Gearshift Indicator (if equipped)	5-26
SHVS (Smart Hybrid Vehicle by Suzuki) (if equipped)	5-27
ENG A-STOP System (Engine Auto Stop Start System) (if equipped)	5-30
Cruise Control (if equipped)	5-41
SUZUKI SAFETY SUPPORT (if equipped)	5-44
Parking Sensors	5-71
Rearview Camera (if equipped)	5-76
Electronic stability program (ESP®) (if equipped)	5-79
Braking	5-84
Anti-lock Brake System (ABS)	5-85

OPERATING YOUR VEHICLE

Daily Inspection Checklist

Before Driving



66T030030

- 1) Make sure that windows, mirrors, lights and reflectors are clean and unobstructed.
- 2) Visually check the tyres for the following points:
 - the depth of the tread groove
 - abnormal wear, cracks and damage
 - loose wheel nuts
 - existence of foreign material such as nails, stones, etc.

Refer to “Tyres” in “INSPECTION AND MAINTENANCE” section for details.

- 3) Look for fluid and oil leakage.

NOTE:

It is normal for water to drip from the air conditioning system while and after use.

- 4) Make sure the hood is fully closed and latched.
- 5) Check the headlights, turn signal lights, brake lights and horn for proper operation.
- 6) Adjust the seat and head restraint (if equipped).
- 7) Check the brake pedal feeling and the adjustment condition for the parking brake lever or pedal.
Refer to “Brakes” in “INSPECTION AND MAINTENANCE” section for details.
- 8) Adjust the mirrors.
- 9) Make sure that you and all passengers have properly fastened the seat belts.
- 10) Make sure that all warning lights come on as the ignition switch is turned to ON position or the ignition switch is turned “ON” or pushed to “ON” mode.
- 11) Check all gauges.
- 12) Make sure that the brake system warning light turns off when the parking brake is released.

Once a week, or each time you fill your fuel tank, or before a long distance driving (like highway driving) perform the following under-hood checks:

- 1) Engine oil level
- 2) Coolant level
- 3) Brake fluid level
- 4) Battery fluid (acid) level
- 5) Windshield washer fluid level
- 6) Hood latch operation

Pull the hood release handle inside the vehicle. Make sure that you cannot open the hood all the way without releasing the secondary latch. Be sure to close the hood securely after checking for proper latch operation. See the item “All latches, hinges and locks” of “Chassis, body and others” in “Periodic Maintenance Schedule” in “INSPECTION AND MAINTENANCE” section for lubrication schedule.

WARNING

Make sure the hood is fully closed and latched before driving. If it is not, it can fly up unexpectedly during driving, obstructing your view and resulting in an accident.

Once a month, or each time you fill your fuel tank, or before a long distance driving (like highway driving) check the tyre pressure using a tyre pressure gauge. Also check the tyre pressure of the spare tyre.

When You Notice the Following Symptoms



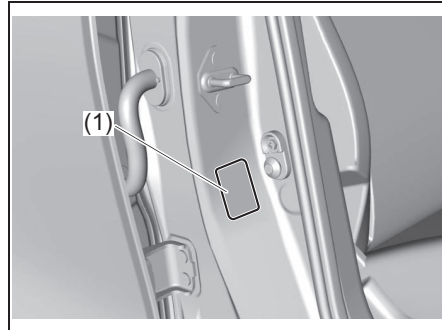
80J009

⚠ CAUTION

If you keep using your vehicle in the following conditions, malfunction and an accident may occur. Consult a Maruti Suzuki authorised workshop.

- Leaked oil or other liquid appears on the ground below the vehicle.
- Brake fluid level is low.
- There are unusual odors, sounds or vibrations.
- The feeling of operating the steering wheel or the brakes is different than usual.

Check the Tyre Pressure



55T090020

- Periodically check and adjust the tyre pressure. The specified tyre pressure for the tyres of this vehicle can be confirmed by checking the tyre information label (1) affixed to the opening of the driver's door.
- Driving with insufficient tyre pressure can cause the sides of the tyre to wear, in addition to decreasing fuel efficiency.


⚠ WARNING

- Driving with extremely low tyre pressure can cause a tyre blowout (bursting) and may result in an accident. Do not drive with extremely low tyre pressure.

(Continued)

⚠ WARNING

(Continued)




69RHS173

- If the specified tyre pressure is not maintained, the full performance of the vehicle cannot be achieved and the following could occur, leading to accidents or malfunctions. Adjust the tyre pressure as specified.
 - Decreased driving stability
 - Longer distance required for braking
 - Accurate tyre rotation speed cannot be detected, which interferes with Electronic stability program (ESP®) functions.

OPERATING YOUR VEHICLE

To adjust the tire pressure, refer to "Tyres" in "INSPECTION AND MAINTENANCE" section.

Check the Exhaust Pipe



80J011

Periodically check the exhaust pipes for holes or cracks.

WARNING

If leaks in exhaust pipes are present, exhaust gas could enter the vehicle and possibly cause carbon monoxide poisoning. If you feel that something is abnormal, consult a Maruti Suzuki authorised workshop.

Engine Oil Consumption

It is normal for the engine to consume some engine oil during normal vehicle operation.

The amount of engine oil consumption depends on viscosity and quality of the oil and your driving conditions.

More oil is consumed during high-speed driving and when there is frequent acceleration and deceleration. Under high loads, your engine also will consume more oil.

A new engine also consumes more oil, since its pistons, piston rings and cylinder walls have not yet become conditioned. New engines reach the normal level of oil consumption only after approximately 5000 km driving.

Oil consumption:

Max. 1.0 L per 1000 km

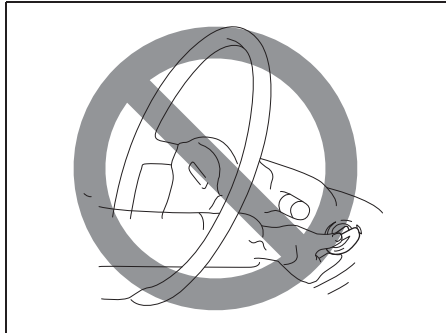
When judging the amount of oil consumption, note that the oil may become diluted and it is difficult to judge the accurate oil level.

As an example, if a vehicle is used for repeated short trips, and consumes a normal amount of oil, the dipstick may not show any drop in the oil level at all, even after 1000 km or more of driving. This is because the oil is gradually becoming diluted with fuel or moisture, making it appear that the oil level has not changed.

You should also be aware that the diluting ingredients evaporate out when the vehicle

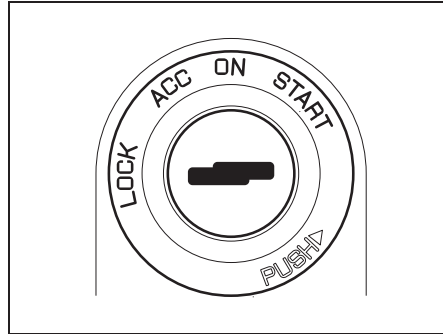
is subsequently driven at high speeds, such as on an expressway, making it appear that oil is excessively consumed after high-speed driving.

Ignition Switch (Vehicle without Keyless Push Start System) (if equipped)



66T030050

⚠ WARNING
To avoid possible injury, do not operate controls by reaching through the steering wheel.



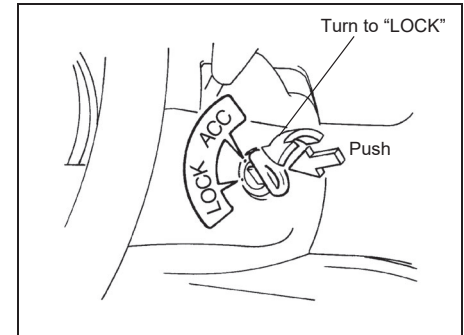
66T030040

The ignition switch has the following four positions:

LOCK

This is the normal parking position. It is the only position in which the key can be removed.

Manual transmission



60G033

- **Manual Transmission vehicles:**

You must push in the key to turn it to LOCK position. It locks the ignition, and prevents normal use of the steering wheel after the key is removed.

- **Automatic Transmission vehicles:**

The gearshift lever must be in P (Park) position to turn the key to LOCK position. It locks the ignition and prevents normal use of the steering wheel and gearshift lever.

To release the steering lock, insert the key and turn it clockwise to one of the other positions. If you have trouble turning the key to unlock the steering wheel, try turning the steering wheel slightly to the right or left while turning the key.

OPERATING YOUR VEHICLE

ACC

Accessories such as the radio can operate, but the engine is off.

ON


This is the normal operating position. All electrical systems are on.

START

This is the position for starting the engine using the starter motor. The key should be released from this position as soon as the engine starts.

Ignition key reminder

A buzzer sounds intermittently to remind you to remove the ignition key if it is in the ignition switch when the driver's door is opened.



66T030010


⚠ WARNING

- Never return the ignition switch to the LOCK position and remove the ignition key while the vehicle is moving. The steering wheel will lock and you will not be able to steer the vehicle.
- Always return the ignition switch to LOCK position and remove the ignition key when leaving the vehicle even only for a short time. Also do not leave children alone in a parked vehicle. Unattended children may be able to start the vehicle or shift the transmission into neutral, which could result in an accident. There is also a danger that children may injure themselves by playing with the power windows or other moving features of the vehicle. In addition, heat build-up or extremely cold temperatures inside the vehicle can be fatal to children.

NOTICE

- Do not leave the ignition switch in ON position if the engine is not running as the lead-acid battery will discharge.
- If you stop the engine while the vehicle is in motion, the automatic transmission may be damaged. Avoid stopping the engine while driving.
- Do not use the starter motor for more than 12 seconds at a time. If the engine does not start, wait 15 seconds before trying again. If the engine does not start after several attempts, check the fuel and ignition systems or consult a Maruti Suzuki authorised workshop.

Engine Switch (Vehicle with Keyless Push Start System) (if equipped)



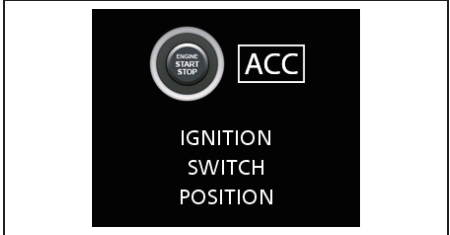
73R0063

LOCK (OFF)

This mode is for parking the vehicle. When this mode is selected by pressing the engine switch and then any door (including the tailgate) is opened or closed, the steering will be locked automatically.

ACC

Press the engine switch to select this ignition mode to use such electric equipment as the audio system, outside rearview mirrors and accessory socket with the engine off. When this position is selected, the information display in the instrument cluster shows the following message.



66T030600

ON

• With the engine off

You can use such electric equipment as the power windows and wipers with the engine off. When this ignition mode is selected by pressing the engine switch, the information display in the instrument cluster shows the following message.



52RM21270

• With the engine on

All electric equipment is operational. The vehicle can be driven when you have selected this ignition mode by pressing the engine switch.

START

Manual transmission vehicles:

Provided you have the keyless push start system remote controller with you, the engine automatically starts when you press the engine switch to select this ignition mode after shifting to "N" (Neutral) and depressing the brake and clutch pedals.

Automatic transmission vehicles:

Provided you have the keyless push start system remote controller with you, the engine automatically starts when you press the engine switch to select this ignition mode after placing the gearshift lever in "P" (Park) position and depressing the brake pedal. (If you need to restart the engine while the vehicle is moving, shift into "N".)

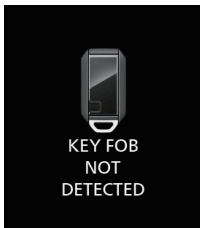
OPERATING YOUR VEHICLE

NOTICE

Do not leave the engine switch in “ACC” or “ON” mode when the engine is not running. Avoid using the radio or other electric accessories for a long time when the engine switch is in the “ACC” or “ON” mode when the engine is not running, otherwise the lead-acid battery may discharge.

NOTE:


- You do not need to keep the engine switch pressed until the engine starts.
- In the presence of strong radio wave or noise, you may not be able to change the ignition mode to ACC or ON or to start the engine using the engine switch. In this case, the information display in the instrument cluster will show the following message.



66T030070

Unreleased Steering Lock Warning

If the steering lock remains engaged when you press the engine switch to change the ignition mode to ON, the information display in the instrument cluster shows the following message and you cannot start the engine. If this happens, press the engine switch, turning the steering wheel to right or left.



66T030080



66T030090

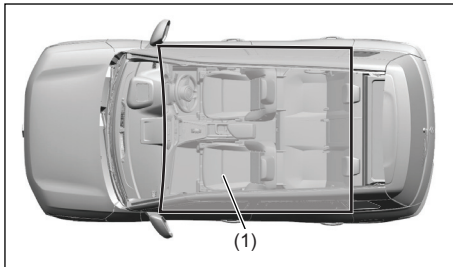
NOTE:

The steering lock may not be released and the immobilizer/keyless push start system warning light turns on if some load is applied on the steering wheel. If this happens, turn the steering wheel system to the right or left to relieve it from the load before you press the engine switch again to change to the desired ignition mode.

Keyless Push Start System (if equipped)

Provided the keyless push start system remote controller is within the interior workable area (refer to the related explanation in this section), you can use the engine switch for starting the engine and selecting an ignition mode (“ACC” or “ON”). In addition, the following functions can be used:

- Keyless entry function. Refer to “Keyless Push Start System Remote Controller” in “BEFORE DRIVING” section for details.
- Locking and unlocking doors (including the tailgate) using a request switch. Refer to “Keyless Push Start System Remote Controller” in “BEFORE DRIVING” section for details.
- Immobilizer (anti-theft) function. Refer to “Immobilizer System” in this section for details.



66T030100

(1) Interior workable area

The interior workable area is defined as all the interior spaces except for the space on the instrument panel or in the luggage compartment.

NOTE:

- *Even when the remote controller is in the interior workable area, if it is in any of the following conditions, you may not be able to start the engine or select the ignition modes, and the remote controller outside warning may be given.*
 - *The remote controller’s battery is low.*
 - *The remote controller is affected by strong radio wave or noise.*
 - *The remote controller is in contact with or covered by a metallic object.*
 - *The remote controller is in the secluded stowages such as the glove box or a door pocket.*
 - *The remote controller is in the sun visor pocket or on the floor.*
- *Even when the remote controller is outside the interior workable area, if it is in any of the following conditions, you may be able to start the engine or select the ignition mode. The remote controller outside warning may not be given at that time.*
 - *The remote controller is outside the vehicle but very close to a door.*
 - *The remote controller is on the instrument panel.*
- *If the remote controller is located in the following places in the vehicle, the remote controller may be detected and the request switch may be activated*

depending on the radio wave condition, there is a risk of that the remote controller may be trapped inside the vehicle.


- *On the instrument panel*
- *Floor*
- *Luggage compartment*
- *Deep in storage compartments such as the glove box or a door pocket, etc.*

→ Refer “Storage Area” in “OTHER CONTROLS AND EQUIPMENT” section.

Engine Switch Illumination

The engine switch is illuminated (lit) in the following situations:

- When the engine is off and the driver’s door is open, or for 15 seconds after the driver’s door is closed. The illumination will fade out after 15 seconds passed.
- When the engine is off and the position lights are on. The illumination will go out when the position lights are turned off.
- When the engine is on and the position lights and/or the headlights are on. The illumination will go out when the position lights and the headlights are turned off.



82K253

OPERATING YOUR VEHICLE

NOTE:

To save the lead-acid battery, the illumination will be automatically turned off when both of the following conditions are simultaneously met:

- The headlights and position lights are turned off.
- 15 minutes has elapsed since opening the driver's door.

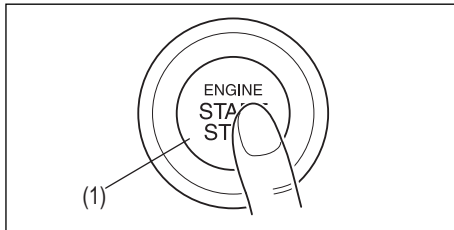
Selection of Ignition Modes

Press the engine switch to select "ACC" or "ON" mode as follows when you use an electric accessory or check the operation of instruments without running the engine.

NOTE:

When selecting the ignition modes, the information display in the instrument cluster show certain messages. Refer to "Information Display" in the "INSTRUMENT CLUSTER" section.

- 1) Bring the keyless push start system remote controller with you and sit in the driver's seat.

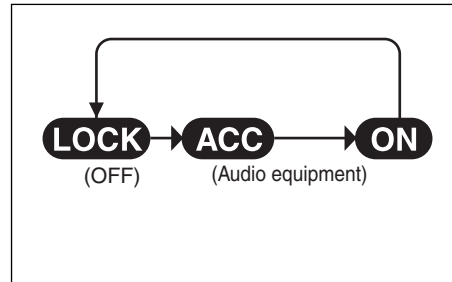


82K254

- 2) Manual transmission – Without depressing the clutch pedal, press the engine switch (1).
Automatic transmission – Without depressing the brake pedal, press the engine switch (1).

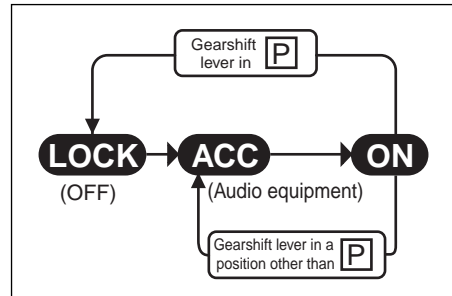
Every time you press the engine switch, the ignition mode changes as follows.

Manual Transmission



68PH00322

Automatic Transmission



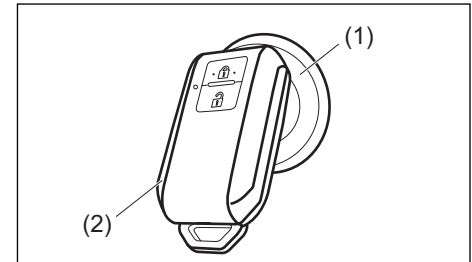
57L31006

NOTE:

- Automatic transmission – If the gearshift lever is in any position other than "P", or if the knob button is pushed when the gearshift lever is in P position, the ignition mode cannot be returned to "LOCK" (OFF).

If the master warning indicator blinks and the ignition modes cannot be selected

Your keyless push start system remote controller may not be sensed as being within the "interior workable area" (refer to the related explanation in this section). Try again after making sure you have the remote controller with you. If the ignition modes still cannot be selected, the battery of the remote controller may be discharged. To be able to select an ignition mode, you must then use the following method:



52RM30020

- 1) Manual transmission – Without depressing the clutch pedal, press the engine switch (1).
Automatic transmission – Without depressing the brake pedal, press the engine switch (1).
- 2) Within about 10 seconds while the master warning indicator light blinks and the information display in the instrument cluster shows the following message, touch the engine switch with the lock switch end of the remote controller (2) for about 2 seconds.



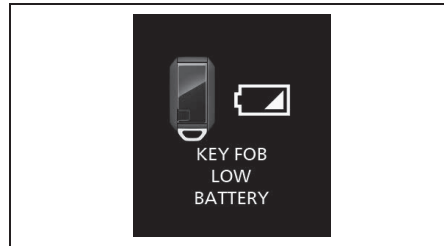
66T030110

While the master warning indicator light blinks, the immobilizer/keyless push system warning light will come on for about 5 seconds.

If you still cannot select the ignition modes, there may be the other problem such as the discharged lead-acid battery. In this case, consult a Maruti Suzuki authorised workshop.

NOTE:

- You may customize the system to cause the interior buzzer to sound once for warning that remote controller is out of sensing range. For this customization, consult a Maruti Suzuki authorised workshop.
- If the battery of the remote controller is almost discharged, the information display in the instrument cluster shows the following message when you press the engine switch to change the ignition mode to ON. Refer to “Keyless Push Start System Remote Controller Battery Consumption Warning Light” in “Keyless Push Start System Remote Controller (if equipped)” in “BEFORE DRIVING” section for details. For details on replacing the battery, refer to “Keyless Push Start System Remote Controller (if equipped)” in “BEFORE DRIVING” section.




66T030350

Remote Controller Outside Warning

When either of the conditions described below is met, the system causes a “Remote Controller Outside” warning by sounding the interior and exterior buzzers. At the same time, the immobilizer/keyless push start system warning light comes on, the master warning indicator light blinks and the information display in the instrument cluster will show the corresponding message.

- Any door is opened and then closed while the remote controller is not inside the vehicle and the engine is running or the ignition mode has been changed to “ACC” or “ON” by pressing the engine switch.
- The remote controller is not inside the vehicle when you attempt to start the engine after changing the ignition mode to “ACC” or “ON” by pressing the engine switch.

OPERATING YOUR VEHICLE



66T030120

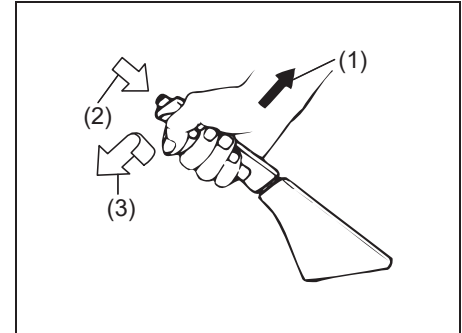
- (1) Immobilizer/keyless push start system warning light (blinks)
- (2) Master warning indicator light (blinks)

NOTE:

- If the warning is given, relocate the remote controller as soon as possible.
- Any attempt to start the engine will fail while the warning is active. Blinking of the immobilizer/keyless push start system warning light in the instrument cluster will indicate this condition. Refer to "Warning and Indicator Lights" in "BEFORE DRIVING" section for details.

- *Blinking of the immobilizer/keyless push start system warning light should stop shortly after the remote controller is brought back inside the vehicle. If the immobilizer/keyless push start system warning light does not stop blinking, change the ignition mode to "LOCK" (OFF) by pressing the engine switch and then perform the engine starting operation.*
- *Always keep the remote controller with you as the driver.*

Parking Brake Lever



54G039

- (1) To set
- (2) To release
- (3) To release

The parking brake lever is located between the front seats. To set the parking brake, depress the brake pedal and pull the parking brake lever all the way up. To release the parking brake, depress the brake pedal and pull up slightly on the parking brake lever, push the button on the end of the lever with your thumb, and lower the lever to its original position.

For automatic transmission vehicles, always set the parking brake before moving the gearshift lever to P (PARK) position. If you park on an incline and shift into "P" before setting the parking brake, the weight of the vehicle may make it difficult to shift out of "P" when you are ready to drive the vehicle.

When preparing to drive the vehicle, move the gearshift lever out of P position before releasing the parking brake.

NOTE:
For vehicle equipped with Front Armrest, for ease of Parking Brake application, it is recommended to slide Front Armrest to most backward position.
Refer "Front armrest with console box" in "OTHER CONTROLS AND EQUIPMENT" section

⚠ WARNING

- Never drive your vehicle with the parking brake on: rear brake effectiveness can be reduced from overheating, brake life may be shortened, or permanent brake damage may result.
- If the parking brake does not hold the vehicle securely or does not fully release, have your vehicle inspected immediately by a Maruti Suzuki authorised workshop.

(Continued)

⚠ WARNING

(Continued)

- When parking on an uphill, turn the steering wheel so that the front wheels point to the center of the road.
- When parking on a downhill, turn the steering wheel so that the front wheels point to the curb.
- Whenever parking, make sure the gearshift lever for manual transmission vehicles is in 1st gear or "R" (Reverse) and the gearshift lever for automatic transmission vehicles is in "P" (Park). Remember, even though the transmission is in gear or in Park, you must set the parking brake fully.

⚠ WARNING

When parking the vehicle in extremely cold weather, the following procedure should be used:

- 1) Set the parking brake.
- 2) Manual Transmission - turn off the engine, then shift into reverse or first gear.
Automatic Transmission - shift into "P" (Park) and turn off the engine.
- 3) Get out of the vehicle and put chocks under the wheels.

(Continued)

⚠ WARNING

(Continued)

- 4) Release the parking brake.
When you return to your vehicle, you must remember to first set the parking brake, then remove the wheel chocks.

⚠ WARNING

Do not leave cigarette lighters, spray cans, soft drink cans or plastic articles (such as glasses, CD cases, etc.) in sun-heated vehicle. The temperature inside the vehicle may cause as follows:


- Gas may leak from a cigarette lighter or spray can and may lead to a fire.
- The glasses, plastic cards or CD cases, etc. may deform or crack.
- Soft drink cans may fracture.

Parking Brake Reminder Buzzer
A buzzer sounds intermittently to remind you to release the parking brake if you start the vehicle without fully releasing the parking brake. Make sure that the parking brake is fully released and the brake system warning light turns off.

OPERATING YOUR VEHICLE

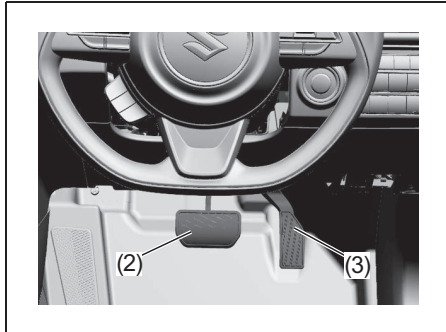
Pedal

Manual Transmission



66T030130

Automatic Transmission



66T030140

Clutch Pedal (1) (for manual transmission)

A clutch pedal is used to disengage the driving force to the wheels when starting the engine, stopping, or shifting the gear-shift lever. Depressing the pedal disengages the clutch.

⚠ WARNING

Do not drive with your foot resting on the clutch pedal. It could result in excessive clutch wear, clutch damage, or unexpected loss of engine braking.

Brake Pedal (2)

Your vehicle is equipped with front disc brakes and rear drum brakes. Depressing the brake pedal applies both sets of brakes.

You may hear occasional brake squeal when you apply the brakes. This is a normal condition caused by environmental factors such as temperature, humidity, snow or dust, etc.

Automatic Transmission - You may hear occasional sound when you release brake pedal while vehicle is in "D" (Drive) mode and about to move. This is a normal phenomenon.

⚠ WARNING

If brake squeal is excessive and occurs each time the brakes are applied, you should have the brakes checked by a Maruti Suzuki authorised workshop.

⚠ WARNING

Do not apply brakes continuously or rest your foot on the brake pedal. This will result in overheating of the brakes which could cause unpredictable braking action, longer stopping distances, or permanent brake damage.

Accelerator Pedal (3)

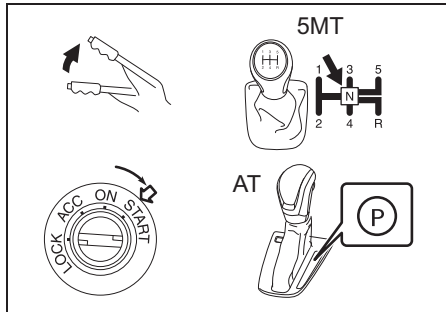
An accelerator pedal controls the speed of the engine. Depressing the accelerator pedal increases power output and speed.

NOTE:

Your vehicle is equipped with Brake Override System. If you depress both the accelerator pedal and the brake pedal simultaneously, the engine power output may be suppressed.

Starting / Stopping Engine (Vehicle without Keyless Push Start System) (if equipped)

Starting Engine



72RH4020

- 1) Check that the parking brake is set fully.
- 2) Turn off such loads as the headlights and air conditioning system to facilitate starting of the engine.
- 3) Manual transmission vehicles:
Shift into "N" (Neutral). Hold the clutch pedal and brake pedal fully depressed.
Automatic transmission vehicles:
If the gearshift lever is not in "P" (Park) position, shift into "P" (Park).

- 4) With your foot taken off accelerator pedal, crank the engine by turning the ignition key to "START". Release the key immediately after the engine has started.

NOTICE

- **Automatic transmission vehicles:**
In case that you need to restart the engine while the vehicle is moving, shift into "N". Otherwise the engine and transmission can be damaged.
- For protection of a lead-acid battery and a starter motor, do not use the starter motor by turning the key to "START" for more than 12 seconds at a time. If the engine does not start, turn the key to "LOCK" position and wait for more than 30 seconds before trying again. If the engine does not start after several attempts, consult a Maruti Suzuki authorised workshop.

NOTE:

- *Automatic transmission vehicles:*
Automatic transmission vehicles have a starter interlock device. The engine starts when the gearshift lever is in either "P" or "N".

Stopping Engine

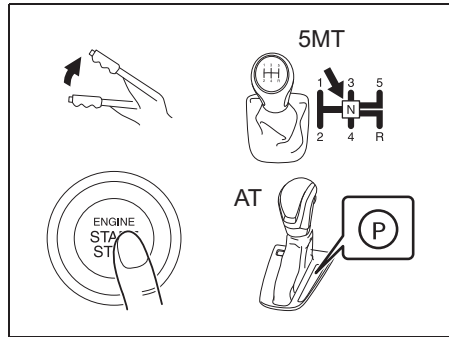
NOTICE

Automatic transmission:
If you stop the engine while the vehicle is in motion, the automatic transmission may be damaged. Avoid stopping the engine while driving.

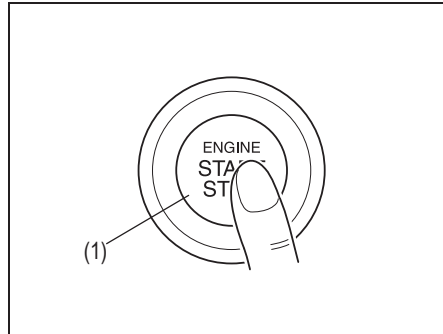
OPERATING YOUR VEHICLE

Starting / Stopping Engine (Vehicle with Keyless Push Start System) (if equipped)

Starting Engine



- 1) Check that the parking brake is set fully.
- 2) Turn off such loads as the headlights and air conditioning system to facilitate starting of the engine.
- 3) Manual transmission vehicles:
Shift into "N" (Neutral). Hold the clutch pedal and brake pedal fully depressed.
Automatic transmission vehicles:
If the gearshift lever is not in "P" (Park) position, shift it to "P" (Park). Hold the brake pedal fully depressed.
- 4) The "PUSH START SWITCH" message will appear in the information display in the instrument cluster.



82K254

- 5) With your foot taken off the accelerator pedal, push the engine switch (1). When the engine is started, the starter motor will automatically stop.
- Even if you fail to start the engine, the starter motor will stop turning automatically after approximately 12 seconds. In this case, press the engine switch to select "LOCK" (OFF) mode and restart the engine.
If there is a problem with the system, the engine will not start automatically even if the switch is pressed. In case the starter motor does not turn or stops immediately, start the engine by the following procedure.
 - a. Press the engine switch to select the "ON" mode.
 - b. Perform the above procedure 1) to 3).

- c. Keep the engine switch pressed until the engine starts. Release your finger from the engine switch after the engine has started.

NOTICE

If the engine does not start, press the engine switch to select "LOCK" (OFF) mode and wait for more than 30 seconds before trying again, for protection of a lead-acid battery and a starter motor. If the engine does not start after several attempts, consult a Maruti Suzuki authorised workshop.

NOTE:

- You do not need to keep the engine switch pressed to start the engine.
- Manual transmission vehicles:
The engine of a manual transmission vehicle will not start unless the clutch pedal is depressed.
- Automatic transmission:
Automatic transmission vehicles have a starter interlock device. The engine starts when the gearshift lever is in either "P" or "N" position.
- During the engine starting procedure, messages on the information display will help you. Refer to "Information Display" in "BEFORE DRIVING" section for details.

Stopping Engine

- Depress the engine switch to stop the engine after the vehicle stopped completely.
- If the engine remains stopped for a while after it was stopped unexpectedly or was raced before stopping, a clicking sound may be heard from around the engine when it is restarted. This is not a malfunction. Always let the engine idle before stopping it.

NOTICE

Automatic transmission vehicles: If you stop the engine while the vehicle is in motion, the automatic transmission may be damaged. Avoid stopping the engine while driving.

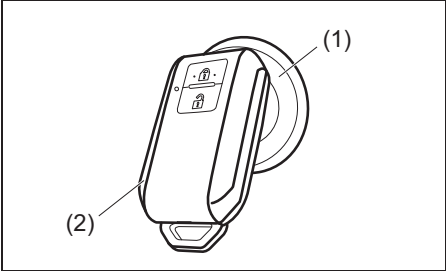
Emergency Stop

In case of emergency, you can stop the engine by quickly pushing the engine switch more than 3 times, or pushing and holding the engine switch for more than 2 seconds while the vehicle is in motion.

NOTE:
Except in cases of emergency, do not stop the engine while the vehicle is in motion. The steering and braking operation will require more effort when the engine is stopped. Refer to "Braking" in this section.

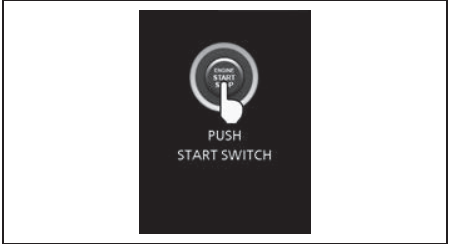
Master Warning Indicator Light Blinks and Engine cannot be started

Your keyless push start system remote controller may not be sensed as being within the interior workable area. Try again after checking that you have the remote controller with you. If the engine still cannot be started, the battery of the remote controller may be discharged. To start the engine, use the following method:



52RM30020

- 1) Check that the parking brake is set fully.
- 2) Manual transmission vehicles: Shift into "N" (Neutral). Hold the clutch and brake pedals fully depressed. Automatic transmission vehicles: If the gearshift lever is not in "P" (Park) position, shift it to "P" (Park). Hold the brake pedal fully depressed.
- 3) If the following message is shown on the information display in the instrument cluster, press the engine switch (1).



52RM21220

- 4) Within about 10 seconds while the master warning indicator light blinks and the information display in the instrument cluster shows the following message, touch the engine switch with the lock switch end of the remote controller (2) for about 2 seconds.



55T040100

While the master warning indicator light blinks, the immobilizer/keyless push system warning light will come on for about 5 seconds.

OPERATING YOUR VEHICLE

If you still cannot start the engine, there may be the other problem such as the discharged lead-acid battery. In this case, consult a Maruti Suzuki authorised workshop.

NOTE:

- You may customize the system to cause the interior buzzer to sound once for warning that remote controller is out of sensing range. Please consult a Maruti Suzuki authorised workshop for the customization.
- If the battery of the remote controller is almost discharged, the information display in the instrument cluster shows the following message when you press the engine switch to change the ignition mode to ON. Refer to “Information Display” in “INSTRUMENT CLUSTER” section for details. For details on replacing the battery, refer to “Keyless Push Start System Remote Controller” in “BEFORE DRIVING” section.



55T040110

Returning the Ignition Mode to “LOCK” (OFF)

Automatic Transmission – To ensure safety, the ignition mode can be returned to “LOCK” (OFF) by pressing the engine switch only when the gearshift lever is placed in P position without pressing the knob button.

NOTE:

In the case of an automatic transmission model, the ignition mode cannot be returned to “LOCK” (OFF) mode if the gearshift lever is in any other position than “P”.

Certain problems like a fault in engine system may prevent the engine switch from going back to “LOCK” (OFF) mode. If this happens, have the vehicle inspected by a Maruti Suzuki authorised workshop after doing the following:

- Lock the doors using the key to prevent theft. (The request switches and the keyless push start system remote controller cannot be used to lock them.)
- Disconnect the negative cable from the lead-acid battery to prevent discharge.

“LOCK” (OFF) mode reminder buzzer

If the driver’s door is opened without returning the ignition mode to “LOCK” (OFF) by pressing the engine switch, a buzzer sounds to warn you of this state.

- If you open the driver’s door after pressing the engine switch to change the ignition mode to “ACC”, the interior buzzer beeps intermittently.
- The buzzer will stop sounding if you then push the engine switch twice, thus bringing it back the ignition mode to “LOCK” (OFF).

NOTE:

Whenever you leave the vehicle, make sure you have returned the ignition mode to “LOCK” (OFF) using the engine switch and then lock the doors. Without returning the ignition mode to “LOCK” (OFF), you cannot use a request switch or keyless push start system remote controller to lock the doors.

Steering lock warning buzzer

If the steering lock fails to engage due to a fault in the system when the ignition mode is turned to “LOCK” (OFF) by pressing the engine switch and any door (including the tailgate) is opened or closed, the interior buzzer will warn you of this condition with repeated short beeps. If this happens, have the vehicle inspected by a Maruti Suzuki authorised workshop.

Precaution for Parking

When Moving the Vehicle

When moving the vehicle, start the engine.

⚠ WARNING

If you coast with the engine off, stronger force than normal is required when turning the steering wheel or depressing the brake pedal, resulting in an accident. Do not coast on a downhill slope with the engine off.

When Taking a Nap in the Vehicle



69RHS172

Do not take a nap in the vehicle with the engine running.

⚠ WARNING

- Exhaust gases can enter the vehicle due to surrounding conditions and wind direction, possibly causing carbon monoxide poisoning.
- The gearshift lever could change unintentionally, or the accelerator pedal could be depressed accidentally, causing an accident.
- If you were to accidentally step on the accelerator pedal while you are asleep, the engine and the exhaust system could overheat, resulting in danger of fire.

With the Engine Running, the Cooling Fan (Radiator Fan) may Rotate Suddenly

The cooling fan (radiator fan) in the engine compartment may automatically stop and rotate depending on the conditions of the engine coolant temperature.

⚠ WARNING

If you get close to a rotating cooling fan (radiator fan), your hands, hair and clothing may get caught in it, resulting in personal injury. With the engine running, even when the cooling fan (radiator fan) stops, it may automatically rotate. Therefore, do not get close to the cooling fan (radiator fan).

OPERATING YOUR VEHICLE

When You Park the Vehicle Outside on a Snowy Day

⚠ WARNING

- When you park the vehicle under the eaves or the trees, fallen snow may hit the vehicle's roof and it may be dented.
Do not park the vehicle under the eaves or the trees on a snowy day.
- If you park the vehicle outside on a snowy day, the wiper arms may be deformed and the wiper blades may be frozen on the windshield, because of the weight of snow.
When you park the vehicle outside, raise the wiper arms.

Do not Park the Vehicle Near Flammable Materials




69RHS174

⚠ WARNING

If you park the vehicle near flammable materials, the exhaust pipes and exhaust gas will get hot, resulting in danger of fire.
Do not park the vehicle near flammable materials such as dry grass, paper waste and plywood.

When Leaving the Vehicle, Stop the Engine and Lock Doors



69RHS054

Even when leaving the vehicle for a short time, do not leave cash or valuables inside, as there is a risk of theft.

⚠ WARNING

If you leave the vehicle unattended with the engine running, problems such as fire or theft can occur.
Do not leave the vehicle unattended with the engine running.

Do not Leave the Computer and the Mobile Phone in the Vehicle

There is the possibility of theft, or these items could become damaged due to moisture, humidity or temperature change.

Do not Leave Lighters and Eyeglasses in the Vehicle



69RHS175

⚠ WARNING

- As the inside of the vehicle becomes hotter when parking in areas where strong sunlight causes increased temperature, there is the danger of spontaneous ignition of lighters or spray cans, fire due to explosion, the deformation or cracking of eyeglasses, plastic cards or CD cases, or the rupture of carbonated beverage cans. When parking in those areas, do not leave lighters, spray cans, plastic products (eyeglasses, plastic cards, CD cases, etc.) or carbonated beverage cans in the vehicle.
- When items get pushed around or when the seats are moved, it is possible that gas could escape and lead to a fire. Do not place accessories such as lighters or spray cans with exposed operating parts in the glove box, in storage compartments, between the seats, on the floor, etc.

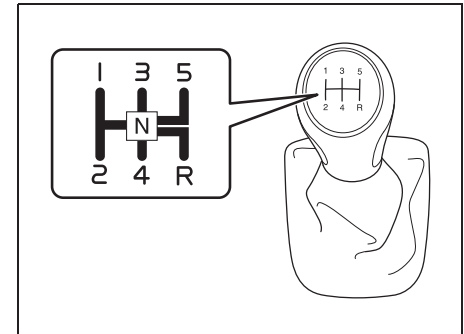
Using the Transmission

⚠ WARNING

Do not hang any items on the gearshift lever and do not use the gearshift lever as a handrest. Otherwise, it could prevent proper operation of the gearshift lever and cause its malfunction, resulting in an accident.

Manual Transmission

5MT model



73R0014

OPERATING YOUR VEHICLE

Starting off

To start off, depress the clutch pedal all the way to the floor and shift into 1st gear. After releasing the parking brake, gradually release the clutch. When you hear a change in the engine's sound, slowly press the accelerator while continuing to gradually release the clutch.

Shifting

All forward gears are synchronized, which provides for quiet and easy shifting. Always depress the clutch pedal all the way to the floor before shifting gears. Keep the engine speed does not rise into the red zone of the tachometer.

Downshifting maximum allowable speeds

Downshifting	km/h
2nd to 1st	20
3rd to 2nd	75
4th to 3rd	110
5th to 4th	145*

***NOTE:**

You may not accelerate to the maximum allowable speed because of the driving situation and/or the vehicle condition.

NOTICE

Do not downshift to a lower gear at the speed faster than the maximum allowable speeds for the next lower speed, or severe damage to engine and transmission can result.

WARNING

- Reduce your speed and downshift to a lower gear before going down a long or steep hill. A lower gear will allow the engine to provide braking. Avoid riding the brakes or they may overheat, resulting in brake failure.
- When driving on slippery roads, slow down before downshifting. Excessive and/or sudden changes in engine speed may cause loss of traction, which could cause you to lose control.

NOTICE

Before engaging reverse gear [R], check that the vehicle is completely stationary and gear lever is in neutral [N] position. After depressing clutch pedal fully, shift to [R].

NOTE:

If it is difficult to engage reverse gear [R], follow below procedure.

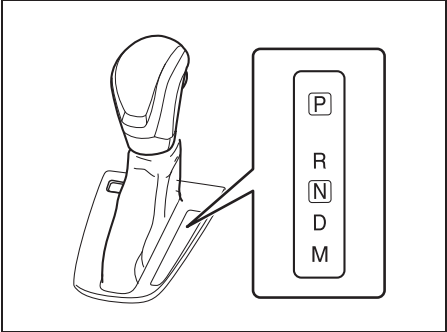
1. Put gear lever in neutral [N].
2. Release clutch pedal once.
3. Again depress the clutch pedal and shift from [N] to [R].

NOTICE

- To help avoid clutch damage, do not use the clutch pedal as a foot-rest while driving or use the clutch to keep the vehicle stationary on a slope. Depress the clutch fully when shifting.
- When shifting or starting off, do not race the engine. Racing the engine can shorten engine life and cause negative effect to smooth shifting.

6-Speed Automatic Transmission

Gearshift lever



72RH4022

The gearshift lever is designed so that it cannot be shifted out of “P” position unless the ignition switch is in “ON” position or the ignition mode is ON and the brake pedal is depressed.

Use the gearshift lever positions as follows:

P (Park)

Use this position to lock the transmission when the vehicle is parked or when starting the engine. Shift into Park only when the vehicle is completely stationary.

R (Reverse)

Use this position to reverse the vehicle from stop. Make sure that vehicle is completely stationary before shifting into Reverse.

N (Neutral)

Use this position for starting the engine if the engine stalls and you need to restart it while the vehicle is moving. You may also shift into Neutral and depress the brake pedal to hold the vehicle stationary during idling.

D (Drive)

Use this position for all normal driving.

With the gearshift lever in “D” range you can get an automatic downshift by pressing the accelerator pedal. The higher the vehicle speed is, the more you need to press the accelerator pedal to get a downshift.

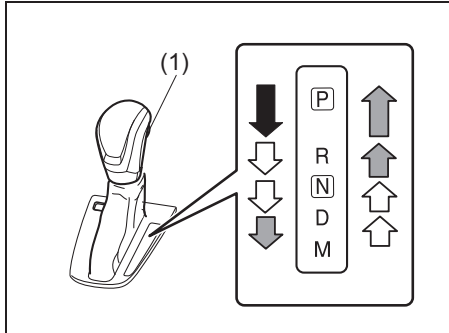
M (manual mode)

Use this position for driving in the manual mode. Refer to “Manual mode” later in this section for details on how to use the manual mode.

⚠ WARNING

Always depress the brake pedal before shifting from “P” (Park) (or “N” (Neutral) if the vehicle is stationary) to a forward or reverse gear, to help prevent the vehicle from moving unexpectedly when you shift.

The gearshift lever has a lock mechanism to help prevent accidental shifting. Shift the gearshift lever as follows:



72RH4023

(1) knob button

↓	Shift with the knob button (1) pushed in and the brake pedal depressed.
↑ ↓	Shift with the knob button (1) pushed in.
↑ ↓	Shift without the knob button (1) pushed in.

OPERATING YOUR VEHICLE

CAUTION

For the vehicles with the keyless push start system, if you cannot press the engine switch firmly, the engine may not start.

Even if you shift the gearshift lever into “R” or “D” position without the engine running, the vehicle does not move.

If you try to move your vehicle under the above-mentioned condition, the vehicle may move in unexpected directions on a slope, etc. This may cause an accident. When starting the engine, press the engine switch firmly. Also, make sure that the engine is running by checking engine sound or warning and indicator lights.

NOTICE

- Do not shift the gearshift lever into “R” while moving forward, or the transmission may be damaged. If you shift into “R” when the vehicle speed is over 11 km/h, the transmission will not shift into reverse.
- Be sure to take the following precautions to help avoid damage to the automatic transmission:
 - Make sure that the vehicle is completely stationary before shifting into “P” or “R”.
 - Do not shift from “P” or “N” to “R”, “D” or “M” when the engine is running above idle speed.
 - Do not rev the engine with the transmission in a drive position (“R”, “D” or “M”) and the front wheels not moving.
 - Do not use the accelerator to hold the vehicle on a hill. Use the vehicle’s brakes.

NOTE:

- *When you shift the gearshift lever into “P” and stop the engine before setting the parking brake lever, if you try to restart the engine and shift the gearshift lever into the position other than “P”, it may reduce gearshift lever capability, or unusual sound and shock may occur. However, this is not abnormal.*
- *Always shift the gearshift lever without pushing in the knob button except when you shift from “P” to “R”, from “D” to “M”, from “N” to “R” or from “R” to “P”. If you always push in the knob button when shifting the gearshift lever, you could shift into “P”, “R” or “M” by mistake.*
- *If driver’s or passenger’s knee hits the gearshift lever while driving, the lever could move and the gear could be changed unexpectedly.*

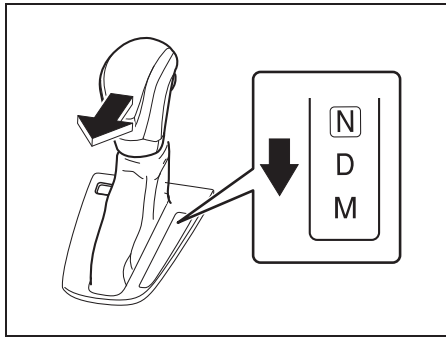
NOTICE

Do not depress both the brake pedal and accelerator pedal simultaneously. This can cause damage or overheating to the clutch.

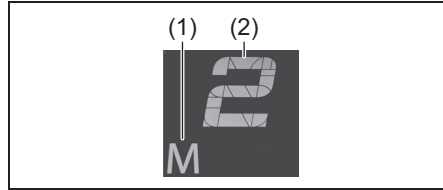
Manual mode

The automatic transmission can shift gears automatically. When using the manual mode, you can shift gears in the same manner as conventional manual transmission.

To use the manual mode, shift the gearshift lever from “D” to “M”.



72RH4024



66T020990

- (1) Manual mode indicator
- (2) Gear position

The information display shows the manual mode indicator and the current gear position.

NOTE:

- The indicated gear position in the information display when you shift from “D” to “M” is the gear position that was selected automatically when the gearshift lever was in “D”.
- You can change to the manual mode temporarily by pulling the shift paddle on the steering wheel toward you when the gearshift lever is in “D”.

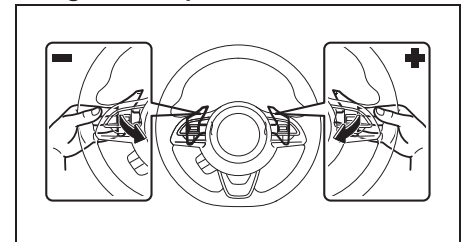
Shifting in the manual mode

You can shift gears from 1st to 6th depending on driving speed.

NOTE:

- The gears are not shifted automatically. To shift the transmission, the driver must operate the shift paddle to the “+” or “-” direction.
- When the driving speed becomes slow, the gear shifts down automatically, and when the vehicle stops, the gear position will be in 1st gear without shifting the gearshift lever.
- When you change gear, sometimes the transmission may not shift to the desired gear but a buzzer sounds instead. This is to maintain good driveability and to protect the transmission.

Using the shift paddle



52RM30280

To shift up, pull “+” side shift paddle, located on right side of the steering wheel, toward you. When you release your finger from the switch, the switch will return to the original position.

OPERATING YOUR VEHICLE

To shift down, pull “-” side shift paddle, located on left side of the steering wheel, toward you. When you release your finger from the switch, the switch will return to the original position.

NOTE:

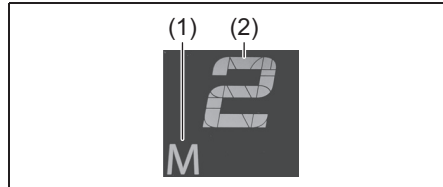
- To shift gears continuously, release your finger from the shift paddle, then pull the shift paddle again. You cannot shift gears continuously while holding the shift paddle toward you.
- When you pull the both “+” and “-” shift paddle simultaneously, the gear may not shift.

Canceling the manual mode

To cancel the manual mode, shift the gearshift lever from “M” to “D”.

Temporary manual mode

Pull the shift paddle toward you when driving with the gearshift lever in “D”. The information display shows the manual mode indicator and the current gear position.



66T020990

- (1) Manual mode indicator
- (2) Gear position

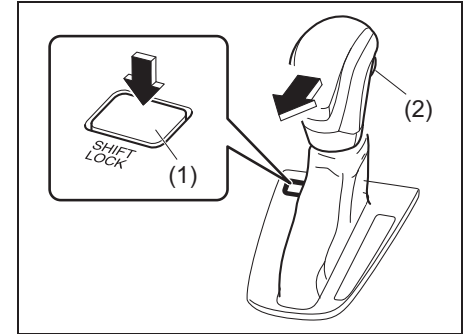
The temporary manual mode will be canceled automatically in the following situations.

- When you press and hold the accelerator pedal for a certain period of time without shifting gears.
- When driving speed becomes slow.

NOTE:

- In case of high accelerator pedal input temporary manual mode is not canceled.
- In case of no accelerator pedal input temporary manual mode cancellation happens only when driving speed becomes slow.

If You Cannot Shift Automatic Transmission Gearshift Lever Out of “P” (PARK)



72RH4019

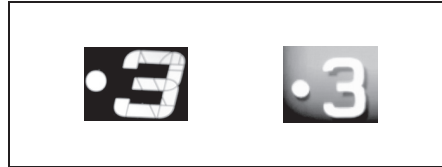
Vehicles with an automatic transmission have an electrically operated park-lock feature. If the vehicle's lead-acid battery is discharged, or there is some other electrical failure, the automatic transmission cannot be shifted out of Park in the normal way. Jump starting may correct the condition. If not, follow the procedure described below. This procedure will permit shifting the transmission out of Park.

- 1) Be sure the parking brake is firmly applied.
- 2) If the engine is running, stop the engine.
- 3) Make sure the key is in ON or ACC position, or the ignition mode is “ON” or “ACC”.

- 4) With the release button (1) pushed, push the knob button (2) and shift the gearshift lever to the desired position.

This procedure is for emergency use only. If repeated use of this procedure is necessary, or the procedure does not work as described, take the vehicle to a Maruti Suzuki authorised workshop for repair.

Gearshift Indicator (if equipped)



72RH4027

In the following cases, the gearshift indicator is indicated on the information display when the ignition switch is in "ON" position or the ignition mode is "ON".

- When the gearshift lever is in a position other than "N" (Neutral).
- For vehicles equipped with the cruise control, when the system is not in use.

The electronic control system monitors driving condition (such as vehicle speed and/or engine revolution), and it shows which gear position is optimal for your driving with the indication on the display.

If UP/DOWN arrow and the gear position other than currently selected are indicated on the display while driving, we recommend you to shift up or down the gear to indicated position. It is the optimal gear position for a driving condition that reduces the over revolution and stress to the engine, and improves fuel consumption.

For details on how to use the transmission, refer to "Using the Transmission" in this section.

WARNING







The gearshift indicator is designed to indicate optimal gear position for your driving, however, a driver will not be relieved from the duty of care of driving operation or gear change with this indicator.

To drive safe, do not gaze the gearshift indicator, pay attention to your driving situation and shift up or down if necessary.

OPERATING YOUR VEHICLE

NOTE:

- The gearshift indicator is not indicated when the gear position is in “N” (Neutral).
- If you depress the clutch pedal while UP/ DOWN arrow is indicated, the indication will disappear.
- In ordinary driving, UP arrow will disappear when you release your foot from the accelerator pedal.
- The indication of gearshift indicator timing may differ depending on the vehicle condition and/or driving situation even in the same vehicle speed and engine revolution.
- If any of the electrical systems such as the ESP[®] is working, the gearshift indicator will disappear temporarily. Example of the gearshift indicator

Indication		Description
		Lower gear position is selected for the vehicle speed and/or engine revolution. Changing to a higher gear position is recommended. <ul style="list-style-type: none"> • In this case, shifting up to 4th gear position is recommended.
		Current gear position is optimal for the vehicle speed and/or engine revolution. <ul style="list-style-type: none"> • In this case, 3rd gear position is the best.
		Higher gear position is selected for the vehicle speed and/or engine revolution. Changing to a lower gear position is recommended. <ul style="list-style-type: none"> • In this case, shifting down to 2nd gear position is recommended.

SHVS (Smart Hybrid Vehicle by Suzuki) (If equipped)

SHVS has an Integrated Starter Generator (ISG) instead of conventional generator to get a better fuel consumption.

Integrated Starter Generator (ISG) is a generator which incorporated a motor function.

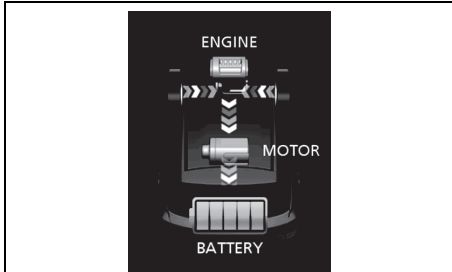
The ISG has the following 3 functions.

- Deceleration energy regenerating function
- Engine power assist function
- Starter motor function

WARNING

Dripping engine oil, brake fluid and coolant, etc. to the ISG may cause a fire or malfunction. Do not spill them when pouring.

Deceleration Energy Regenerating Function



66T030660

While decelerating your vehicle, the ISG generates electricity without engine power. This reduces engine loads and improves fuel consumption.

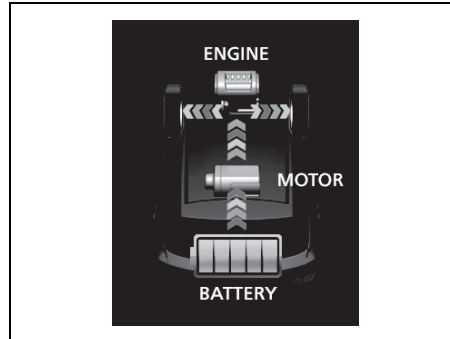
While decelerating your vehicle, deceleration energy regenerating function will be activated when the following conditions are satisfied.

- Gearshift lever is not in “N” (Neutral).
- Clutch pedal is not depressed.
- Engine speed is more than 950 rpm.
- Inside temperature of lead-acid battery is in normal condition.
- Lithium-ion battery is not fully charged and inside temperature is in normal condition etc.

NOTE:

The deceleration energy regenerating function may not work depending on vehicle conditions.

Engine Power Assist Function



66T030610

While the vehicle is running, ISG assists engine power as a motor in the following limited condition. This reduces engine loads and improves fuel consumption.

While the vehicle is running with the engine speed at approximately 4000 rpm or less, engine power assist function will be activated when all of the following conditions are satisfied.

- SHVS system and ENG A-STOP system are working properly. (“ENG A-STOP OFF” indicator light is not blinking.)
- Clutch pedal is not depressed.
- ABS or ESP® (if equipped) is not activated.
- Accelerator pedal is excessively depressed.

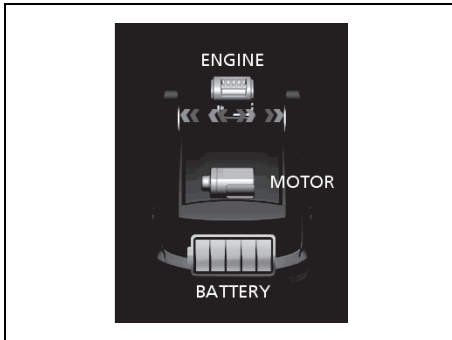
- Lead-acid battery and lithium-ion battery are fully charged and each inside temperature is in normal condition.
- Engine coolant temperature is in normal condition.
- ISG inside temperature is in normal condition.

NOTE:

- *The engine power assist function may not work depending on vehicle conditions.*
- *The engine power assist function may not work while the battery capacity is being checked right after the engine start, and so on.*
- *The subjective feeling of the horn sound, head lamp illumination and A/C blower speed is likely to be different when the deceleration energy regeneration function and engine power assist function are active.*

OPERATING YOUR VEHICLE

Starter Motor Function




After the engine auto stop by the ENG A-STOP system, the engine will be restarted using a cranking power of the ISG.

The starting with the ISG is quiet compared with starting by the conventional starter motor.

NOTE:

When you restart the engine by pushing the engine switch, the conventional starter motor is used and you will hear a gear engagement sound.

Lithium-ion Battery Indication

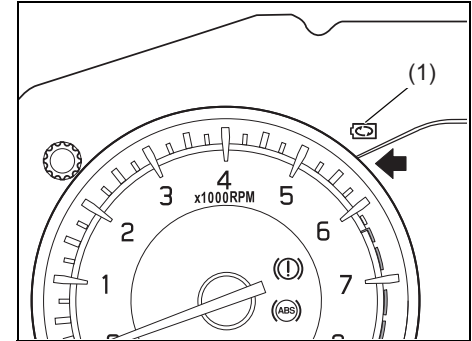


The segments in the lithium-ion battery indicator give an approximate indication of the charge of the lithium-ion battery. The number of segments that appear in the indication increases or decreases with the charge of the lithium-ion battery.

NOTE:

The indicator gives an approximate indication. The indication may be delayed or differ from the actual charge of the lithium-ion battery under certain conditions, for example, when the outside temperature is low. Also, the minimum segment is 1 bar and the bar will never be 0. Even when 1 bar is shown, the battery level may be close to be flat.

Deceleration Energy Regenerating Indicator Light

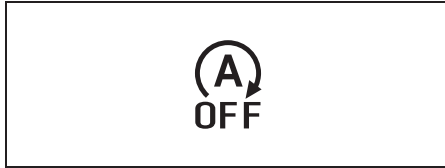


When the deceleration energy regenerating function is working, the deceleration energy regenerating indicator light (1) comes on.

NOTE:

If the gearshift lever is in the "N" (Neutral) position, this light does not come on.

ENG A-STOP OFF Indicator Light (if equipped)



66T030650

When the ignition switch is turned to “ON” position or the engine switch is pressed to change the ignition mode to ON, this light comes on briefly if the system works properly.

When you push the ENG A-STOP OFF switch, this light comes on.

If this light blinks when driving, there may be something wrong with the ENG A-STOP system. You should have the system inspected by a Maruti Suzuki authorised workshop.

ENG A-STOP System (Engine Auto Stop Start System) (if equipped)

The ENG A-STOP system (engine auto stop start system) automatically stops the engine while waiting briefly at a traffic light, etc., and automatically restarts the engine afterward. This system helps reduce emissions, improve fuel consumption and lower engine noise.

This system stops the engine temporarily under specific conditions. Before parking the vehicle for an extended period of time or leaving the vehicle, properly apply the parking brake and stop the engine with the ignition switch or the engine switch.

Once the specific conditions are met, the engine will stop automatically after the vehicle has stopped. However, the engine will not be stopped automatically until confirmation of the system function is finished.

NOTE:

If your vehicle is equipped with the auto air conditioning system, you can change the automatic engine stop condition via the information display. Refer to “Information display” in “BEFORE DRIVING” section.

▲ CAUTION

- Do not get out of the vehicle while the engine is automatically stopped by the ENG A-STOP system. Doing so may lead to an accident.
 - Manual transmission vehicle – If the driver’s seat belt is unfastened or the driver’s door is opened, the engine will restart.
 - Automatic transmission vehicle – If the driver’s seat belt is unfastened, even if the brake pedal is pressed down, or the driver’s door is opened, the engine will be restarted to warn you that the engine was stopped automatically by the ENG A-STOP system.
- If the engine does not restart automatically after having been stopped automatically by the ENG A-STOP system, turn the ignition switch or push the engine switch to start the engine. Trying to move the vehicle when the engine has not yet restarted requires a strong force to turn the steering wheel or depress the brake pedal, potentially leading to an accident.

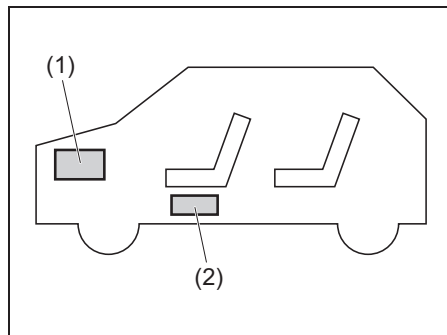
OPERATING YOUR VEHICLE

NOTICE

The vehicle equipped with this system uses a dedicated high-performance lead-acid battery that supports ENG A-STOP system. Accordingly, observe the instructions listed below. If these instructions are not observed, the system may not actuate properly or the lead-acid battery may die prematurely.

- When replacing the lead-acid battery, use a Maruti Suzuki genuine battery specified in the Specification.
- Do not draw power from the lead-acid battery terminals for electrical products.
- If the vehicle key is in “ACC” position or ignition mode is “ACC” for extended duration, the vehicle may enter a state where the Audio / Navigation equipment may shut off. In any such event, turn the key to OFF position or ignition mode to LOCK (OFF), and after that start the engine and let both the batteries charge for at least 30 Minutes. It is to enable better functioning of both the batteries.

Lithium-ion Battery



66T030160

- (1) Battery (lead-acid battery)
(2) Lithium-ion battery

This lithium-ion battery is used exclusively for the vehicle equipped with ENG A-STOP system or SHVS, and located below the front left side seat.

- Just like a battery (lead-acid battery), the lithium-ion battery also discharges gradually. To prevent the lithium-ion battery from dying, you must charge the lithium-ion battery by driving continuously for at least 30 minutes once a month.
- Vehicle should not be left with ignition in ON or ACC position, or the ignition mode is “ON” or “ACC” for extended periods of time.
- Do not add any external load to lithium-ion battery.

- The lithium-ion battery is maintenance-free.
- To replace or dispose of the lithium-ion battery, consult a Maruti Suzuki authorised workshop.

⚠ WARNING

Wrong handling of the lithium-ion battery may result in fire, electric shock or system malfunction. Accordingly, observe the instructions listed below:

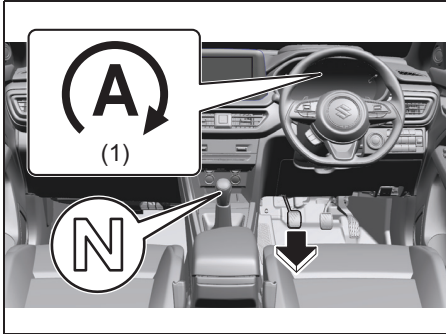
- Do not dismount or disassemble the lithium-ion battery.
- Do not let the lithium-ion battery come in contact with water or other liquids.
- Do not apply strong impact on the lithium-ion battery.
- Do not step on the lithium-ion battery or put articles on the lithium-ion battery.
- Do not disconnect the lithium-ion battery terminals or draw power from the terminals for electrical products.
- If lithium-ion battery gets submerged under water, it can lead to fire.

NOTE:
Lithium-ion battery, if not disposed in an eco-friendly manner and in accordance with the applicable laws, may pose safety and environmental hazard. Maruti Suzuki ensures proper disposal of this battery through established channels in an eco-friendly manner. Owner shall return this lithium-ion battery to Maruti Suzuki authorized dealerships as soon as it is not fit for use in vehicle. Once the owner returns the lithium-ion battery, Maruti Suzuki will ensure proper disposal in compliance with the laws to avoid legal implications to owners. If batteries are not returned to Maruti Suzuki, it will become owners' responsibility and accountability to ensure proper disposal in accordance with the applicable laws. Maruti Suzuki will not take any responsibility for consequences such as accidents or damages arising due to the abandonment, resale, inappropriate use, modification, dismantling and improper disposal of Lithium-ion battery. Contact your nearby Maruti Suzuki authorized workshop to dispose the used lithium-on battery. 'Battery Recycling Information' and necessary handling instructions are also affixed on the battery pack. For more information, connect Maruti Suzuki customer care.

Automatic Stopping/Restarting of the Engine

Manual transmission vehicle

1) With the brake pedal depressed, decelerate the vehicle.



2) After the vehicle has stopped with the clutch pedal depressed and the gearshift lever shifted to "N", and then release the clutch pedal, the engine will stop automatically. The ENG A-STOP indicator light (green) (1) will come on.

- The ENG A-STOP system will not stop the engine automatically if all the automatic engine stop conditions are not met. For details, refer to the section, "Conditions to stop the engine automatically".
- During the automatic engine stop, the engine may shut down, accompanied by an interior buzzer or restarted, to ensure safety. For details, refer to the section, "Precautions of when the engine is stopped automatically".

NOTICE

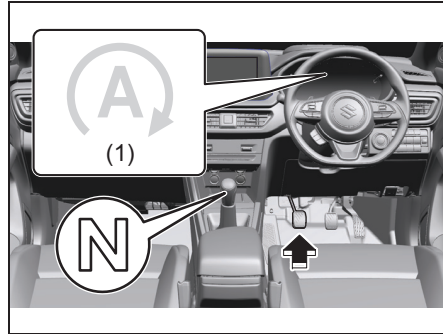
During the automatic engine stop, do not shift the gearshift lever to a position other than "N" without depressing the clutch pedal. If the gear shift lever is in a position other than "N", the engine will not restart automatically even if the clutch pedal is depressed.

OPERATING YOUR VEHICLE

NOTE:

The ENG A-STOP system will not operate and engine does not stop automatically under the following conditions:

- Engine auto stop function will be ready once the vehicle runs at a speed exceeding 6km/h after restart of the engine.
- The audio and other electrical component can be used during the automatic engine stop, but the air conditioner will switch to the fan mode.
- If the vehicle is equipped with an auto air conditioner, the fan speed will be limited during the automatic engine stop (only in the auto control mode) to keep the cabin air-conditioned for a longer time.



66T030180

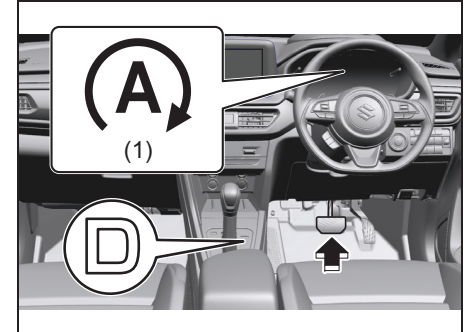
- 3) Regardless of whether the vehicle has stopped or not, depressing the clutch pedal will restart the engine and ENG A-STOP indicator light (green) (1) will go off.

While the engine is stopped automatically, depressing the clutch pedal will restart the engine consuming fuel. Therefore, for fuel economy, it is recommended to depress the clutch pedal just before the vehicle start.

- Without depressing the clutch pedal, the engine may restart automatically if the automatic engine restart conditions are met.
For details, refer to the section, “Conditions to restart the engine automatically”.

Automatic transmission vehicle

- 1) Depress the brake pedal to decelerate while the gearshift lever is in the “D” position will automatically stop the engine before the vehicle is stopped (approximately 9 km/h or less). At the same time, the ENG A-STOP indicator light (green) (1) will remain on.



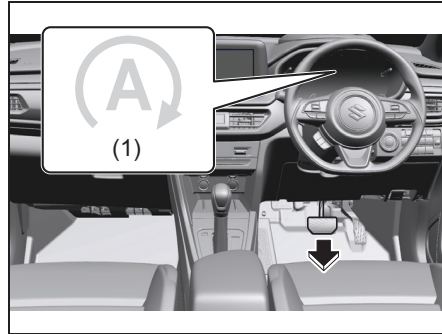
66T030190

- The engine is not stopped automatically if all of the conditions to stop the engine automatically are not met, even if the brake pedal is pressed down to decelerate. For details on the conditions for automatically stopping the engine, refer to “Conditions to stop the engine automatically” in this section.

- During the automatic engine stop, the engine may shut down, accompanied by an interior buzzer or restarted, to ensure safety.
For details, refer to the section, “Precautions of when the engine is stopped automatically”.

NOTE:

- The engine is not stopped automatically when decelerating without depressing the brake pedal, for example, by using engine braking.
- The engine may be stopped automatically when the vehicle is stopped, even if the engine is not stopped automatically before stopping the vehicle (approximately 9 km/h or less).
- Engine auto stop function will be ready once the vehicle runs at a speed exceeding 6km/h after restart of the engine.
- The audio and other electrical component can be used during the automatic engine stop, but the air conditioner will switch to the fan mode.
- If the vehicle is equipped with an auto air conditioner, the fan speed will be limited during the automatic engine stop (only in the auto control mode) to keep the cabin air-conditioned for a longer time.



66T030200

- 2) When you remove your foot from the brake pedal, regardless of whether it is before or after stopping the vehicle, the engine is restarted and the ENG ASTOP indicator light (green) (1) goes off.

When restarting the engine, keeping brake force temporarily prevents the vehicle from moving forward by the creeping function. Also, this prevents the vehicle from rolling downward on a hill. For details, refer to the section “Hill hold control system”.

NOTE:

When the engine is restarted automatically, the following conditions may be found as the hill hold control system is activated, but this is not a malfunction.

- You may hear a sound from the engine room.
- As brake pedal becomes heavy, it may be difficult for you to depress it.

OPERATING YOUR VEHICLE

Precautions of when the engine is stopped automatically

WARNING

Do not perform any of the following operations while the engine has been stopped automatically. This may result in an accident.

	Operation/Vehicle Condition	Solution
Common	Engine hood opened <ul style="list-style-type: none">• The interior buzzer sounds intermittently.• After the engine is stopped automatically, it stalls.• The ENG A-STOP indicator light (green) goes off.	To restart the engine, follow the procedure below. <ol style="list-style-type: none">1) Set the parking brake firmly, and then place the gearshift lever in the "N" position (for manual transmission) or "P" position (for automatic transmission).2) Securely close the engine hood.3) Turn the ignition switch or push the engine switch to restart the engine.
Manual transmission	Driver's seat belt unfastened or driver's door opened <ul style="list-style-type: none">• The engine is restarted automatically.• The ENG A-STOP indicator light (green) blinks 5 times, then goes off.	Fasten the driver's seat belt and/or close the driver's door.
	Gearshift lever shifted to a position other than "N" without depressing the clutch pedal, driver's seat belt unfastened and driver's door opened <ul style="list-style-type: none">• The interior buzzer sounds intermittently.• After the engine is stopped automatically, it stalls.• The ENG A-STOP indicator light (green) goes off.	To restart the engine, follow the procedure below. <ol style="list-style-type: none">1) Set the parking brake firmly, and then place the gearshift lever in the "N" position.2) Close the door and buckle the seat belt.3) Turn the ignition switch or push the engine switch to restart the engine.

	Operation/Vehicle Condition	Solution
Automatic transmission	Driver's seat belt unfastened, or driver's door opened <ul style="list-style-type: none">• The engine is restarted automatically.• The ENG A-STOP indicator light (green) blinks 5 times, then goes off.	Before driving, close the door and buckle the seat belt. In addition, before getting out of the vehicle, follow the procedure below. <ol style="list-style-type: none">1) Set the parking brake firmly, and then place the gearshift lever in the "P" position.2) When the vehicle will be stopped for a long time or when you will leave the vehicle unattended, press the engine switch to stop the engine.

NOTE:
The following indicator lights in the instrument cluster do not come on when the engine is stopped automatically.

- *Malfunction indicator light, electric power steering light, engine oil pressure warning light, charge warning light*

OPERATING YOUR VEHICLE

Operating conditions of ENG A-STOP system

Standby conditions

If all of the following conditions are met while driving, the automatic engine stop will be permitted.

When the engine is started		<ul style="list-style-type: none"> The engine is started with the engine hood securely closed.
When driving	Common	<ul style="list-style-type: none"> The ENG A-STOP system is not deactivated (OFF). The battery is charged more than a certain amount, and the temperature inside the battery is within the specified range. (#1) The engine coolant temperature is within the specified range. The driver's seat belt is fastened. The driver's door is securely closed. The engine hood is securely closed. <p><Vehicle with automatic heating and air conditioning system></p> <ul style="list-style-type: none"> The air from the outlets is sufficiently cooled while cooling or sufficiently warmed while heating. The defroster is turned off.
	Manual transmission	<ul style="list-style-type: none"> There is no signal to prevent stopping the engine from any electronic control systems other than the ENG A-STOP system. (#2)
	Automatic transmission	<ul style="list-style-type: none"> The gearshift lever is in the "D" or "N" position. (#3) The manual mode is not in use. There is no signal to prevent stopping the engine from any electronic control systems other than the ENG A-STOP system.

#1: If the battery is discharged, for example, if the vehicle has not been used for a long time or electrical components, such as the navigation system or audio system, have not been used for a long time while the engine was stopped, it may take some time until the system can be in standby.

#2: If any of the warning and indicator lights affecting the ENG A-STOP system come on, the engine will not be stopped automatically.

#3: The system will be in standby even though the gearshift lever is in the "N" position, however, the engine will be stopped automatically when the vehicle is stopped, instead of when it is decelerating (approximately 9 km/h or less) before stopping.

Conditions to stop the engine automatically

If all of the following conditions are met while the standby conditions are met, the engine is stopped automatically when the vehicle is decelerating before stopping or when the vehicle is stopped.

When decelerating before stopping	Automatic transmission	<ul style="list-style-type: none"> • The ABS or ESP® system (if equipped) has not been activated. • Brake booster vacuum pressure is normal. • The brake pedal is sufficiently depressed. (#) • The vehicle is decelerating to a speed of approximately 9 km/h or less. • The accelerator pedal is not depressed. • The vehicle is not being driven on a steep hill. • The brake is not applied abruptly.
When the vehicle is stopped	Common	<ul style="list-style-type: none"> • The ABS or ESP® system (if equipped) has not been activated. • Brake booster vacuum pressure is normal.
	Manual transmission	<ul style="list-style-type: none"> • The gearshift lever is in “N” position. • The clutch pedal is released.
	Automatic transmission	<ul style="list-style-type: none"> • The brake was not applied abruptly before the vehicle was stopped. • The brake pedal is sufficiently depressed. (#) • The accelerator pedal is not depressed. • The vehicle is not stopped on a steep hill.

#: The engine may not be stopped automatically if the brake pedal was depressed lightly or strongly.

OPERATING YOUR VEHICLE

Conditions to restart the engine automatically

If any of the following vehicle conditions occur or operations are performed while the engine is stopped automatically, the engine is restarted automatically and the ENG A-STOP indicator light (green) goes off.

Common		<ul style="list-style-type: none"> • The ENG A-STOP system is deactivated (OFF). • The battery continues to be discharged. (#1) • Brake booster vacuum pressure is low. (#1) • A malfunction was detected in this system. (#2) • The temperature of the air from the outlets changes greatly, or the cooling and heating performance is insufficient. (#1) • The temperature selector was greatly set toward COOL while cooling or greatly set toward HOT while heating. (#1) • The defroster is turned on. (#1) • The ABS or ESP[®] system (If equipped) is activated.
Manual transmission		<ul style="list-style-type: none"> • The clutch pedal is depressed.
Automatic transmission		<ul style="list-style-type: none"> • The foot is removed from the brake pedal. (#3) • The accelerator pedal is depressed. • The gearshift lever is placed in the “P”, “R” or “M” position.
When decelerating (approximately 9 km/h or less for automatic transmission vehicles)	Automatic transmission	<ul style="list-style-type: none"> • The engine hood was opened. • The gearshift lever is placed in the “N” position. • The slope of the road suddenly changes. (#1)
When the vehicle is stopped	Common	<ul style="list-style-type: none"> • The driver’s seat belt is unfastened. (#1) • The driver’s door is opened. (#1) • The vehicle is moving along a slope. (#1) • Some time (about 3 minutes) has passed since the engine was stopped automatically. (#1)
	Automatic transmission	<ul style="list-style-type: none"> • After the gearshift lever is placed in the “N” position, it is returned to the “D” position.

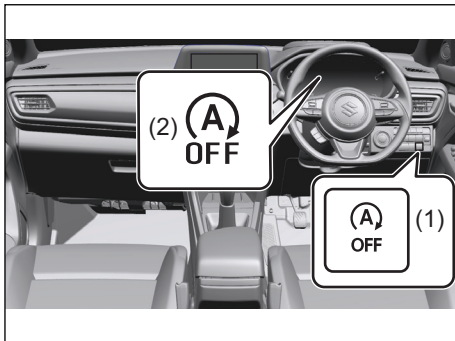
- #1: After the ENG A-STOP indicator light (green) blinks, it goes off. Also, the interior buzzer may sound at the same time.
- #2: Depending on the situations of malfunction, it is a normal restart or the restart as #1.
- #3: The engine may be restarted automatically when the brake pedal is depressed lightly. In this case, when the brake pedal is depressed again, the engine is stopped automatically and the ENG A-STOP indicator light (green) comes on again.

OPERATING YOUR VEHICLE

ENG A-STOP OFF Switch (if equipped)

The ENG A-STOP system can be deactivated.

- To deactivate the system, press the ENG A-STOP OFF switch (1) to turn on ENG A-STOP OFF light (2).
- To activate the system once again, press the switch (1) again to turn off the indicator.
- Every time the engine is stopped manually, the system is enabled again and the ENG A-STOP OFF light (2) goes off.




66T030210

NOTE:

Pressing the ENG A-STOP OFF switch (1) during the automatic engine stop will restart the engine automatically and the ENG A-STOP OFF light (2) will come on.

ENG A-STOP OFF Indicator Light



66T030650

When the ignition switch is turned to "ON" position or the engine switch is pressed to change the ignition mode to ON, this light comes on briefly if the system works properly.

When you push the ENG A-STOP OFF switch, this light comes on.

If this light blinks when driving, there may be something wrong with the ENG A-STOP system. You should have the system inspected by a Maruti Suzuki authorised workshop.

Cruise Control (if equipped)

The cruise control system allows you to maintain a steady speed without keeping your foot on the accelerator pedal. The controls for operating the cruise control system are on the steering wheel.

You can use the cruise control system under the following conditions:

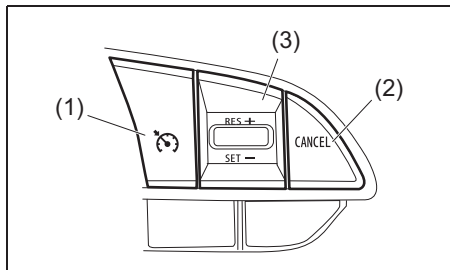
- For manual transmission vehicle, the gear position is in 3rd, 4th, 5th.
- For automatic transmission vehicle, the select lever is in "D" position, or the gear position is in 3rd, 4th, 5th or 6th in the manual mode.
- The vehicle speed is about 40 km/h or higher.

WARNING

To help avoid loss of vehicle control, do not use the cruise control system when driving in heavy traffic, on slippery or winding roads, or on steep downhills.

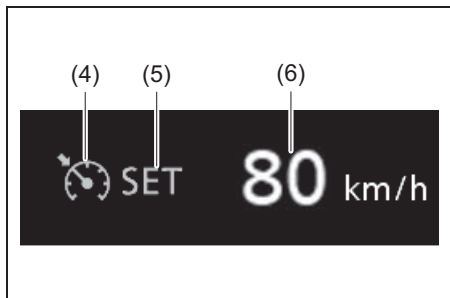
Setting cruising speed

Cruise control switch



80SM302

- (1) Cruise switch
- (2) "CANCEL" switch
- (3) "RES +/SET -" switch



66T030670

- (4) Cruise indicator
- (5) "SET" indicator
- (6) Set speed indication

- 1) Turn on the cruise control system by pushing cruise switch (1). When the cruise indicator (4) appears on the information display, you can set cruising speed.
- 2) Accelerate or decelerate to the desired speed.
- 3) Push down the "RES +/SET -" switch (3), "SET" indicator (5) appears on the information display. At this time, set speed indication (6) also appears on the information display. Take your foot off the accelerator pedal and the set speed will be maintained.

⚠ WARNING

If the cruising speed is set by accident, you cannot decelerate or could lose control of the vehicle. This could lead to an accident, resulting in severe injury or death. Turn off the cruise control system and check that cruise indicator (4) is off when the system is not in use.

NOTE:

Established cruising speed may differ a little from the speed meter indication depending on the road conditions.

Changing speed temporarily

When the cruising speed is maintained, you can temporarily accelerate or decelerate.

To accelerate, depress the accelerator pedal. When you take your foot off the pedal, your vehicle will return to the set speed.

To decelerate, depress the brake pedal. The set speed will be canceled and "SET" indicator (5) will disappear.

To resume the previously set speed, push up the "RES +/SET -" switch (3) and turn on "SET" indicator (5) again when vehicle speed is above 40 km/h. The vehicle will accelerate to the previously set speed and maintain its speed.

NOTE:

For automatic transmission vehicle, when the cruising speed is maintained, you cannot decelerate by using the engine brake even if you downshift from higher gear to 3rd in the manual mode. To decelerate while the cruise control is on, depress the brake pedal or push down the "RES +/SET -" switch (3).

OPERATING YOUR VEHICLE

Changing cruising speed

Using the accelerator pedal

To reset at a faster cruising speed, accelerate to the desired speed using the accelerator pedal and push down the “RES +/SET –” switch (3). The new speed will be maintained.

Using the brake pedal

To reset at a slower cruising speed, decelerate to the desired speed using the brake pedal and push down the “RES +/SET –” switch (3). The new speed will be maintained.

NOTE:

When the brake pedal is depressed, “SET” indicator (5) disappears until you reset the cruising speed.

Using “RES +/SET –” switch

To reset at a faster cruising speed, press repeatedly or hold push up the “RES +/SET –” switch (3). Vehicle speed will steadily increase. When you release the switch, the new speed will be maintained.

To reset at a slower cruising speed, press repeatedly or hold push down the “RES +/SET –” switch (3) until the vehicle has slowed to the desired speed, and then release the switch. The new speed will be maintained.

NOTE:

- *You can adjust the set speed by approximately 1 km/h by pushing “RES +/SET –” switch quickly.*
- *When the current vehicle speed is about 10 km/h or more faster than the previously set speed, the cruising speed cannot be decreased even if the “RES +/SET –” switch (3) is pushed down.*
- *When the current vehicle speed is about 10 km/h or more slower than the previously set speed, the cruising speed cannot be increased even if the “RES +/SET –” switch (3) is pushed up.*

Cancelling cruise control

“SET” indicator (5) will disappear and the cruise control will be canceled temporarily with the following conditions:

- Push “CANCEL” switch (2).
- Depress the brake pedal.
- For manual transmission, depress the clutch pedal.
- For automatic transmission vehicle, downshift from 3rd to 2nd in the manual mode.
- The vehicle speed falls more than about 20 percent from the set speed.
- Any time the vehicle speed falls below 40 km/h.
- When the vehicle skids and ESP® is activated.

To resume the previously set speed, push up the “RES +/SET –” switch (3) and turn on “SET” indicator (5). The vehicle speed must be above 40 km/h when the vehicle is not under the above conditions.

To turn off the cruise control system, push cruise switch (1) and check that the cruise indicator (4) is off.

Also, if the malfunction indicator light in the instrument cluster comes on or blinks, the cruise control system will be turned off.

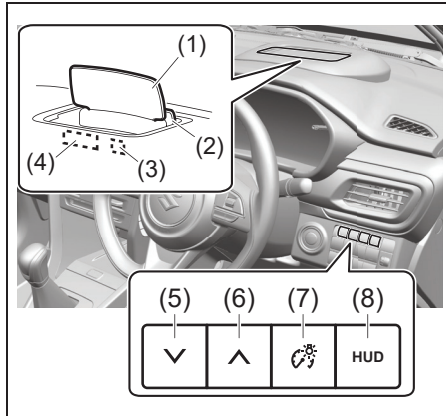
NOTE:

If you turn off the cruise control system, the previously set speed in the memory is cleared. Reset your cruising speed again.

SUZUKI SAFETY SUPPORT (if equipped)

Head-up Display

Head-up display (HUD) will show the information such as the current vehicle speed and the gear position in the driver's front vision.



66T030220

- (1) Display
- (2) Cover
- (3) Light-received surface
- (4) Mirror
- (5) Down switch
- (6) Up switch
- (7) Brightness control switch
- (8) HUD (Head-up display) switch

⚠ WARNING

- Do not continue to look at the head-up display while driving. Otherwise, you may not find the vehicle, pedestrians or obstacles in front of you. This could result in an accident.
- Adjust the display brightness and position to your preference not to obstruct a safe driving. If adjustment is not performed properly, it could result in an accident.
- Operate the head-up display while the vehicle is stopped. If you attempt to operate the display while driving, you may not look ahead carefully. This could result in an accident.

⚠ CAUTION

When the head-up display is moving, do not put your hands closer to it. Your hands may get caught in it and get injured.

NOTICE

- Performing the following points may prevent the proper operations of the head-up display and result in its malfunction. Observe these points.
 - Do not adjust the display angle by your hands. Do not open or close the cover by your hands.
 - Do not place any object or drink on the cover, its peripheral part and the light-received surface.
 - Do not place stickers, etc. to the display, the inside of the cover and the light-received surface.
 - Do not shine a strong light on the light-received surface.
- If you drop any object inside the cover, carefully pick it up not to injure the part such as the mirror.
- Ask a Maruti Suzuki authorised workshop, if you drop any object inside the place where the head-up display is stored and you cannot pick up the object or the head-up display is stuck inside.
- Do not wipe the HUD cover forcefully. When you wipe it off, use a soft cloth.

OPERATING YOUR VEHICLE

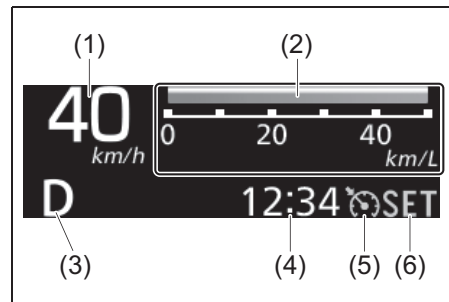
NOTE:

- If you wear your sunglasses, you may have trouble seeing the displayed information. In this case, adjust the brightness or take your sunglasses off.
- You may have trouble seeing the displayed information in the following cases.
 - On a rainy day or a day with strong sunlight
 - When driving on snowy roads or when a wet road is shining after the rain
 - When the headlights from your vehicle is reflected to the vehicle in front of you at night
 - When the position of the vehicle in front of you and the displayed information get overlapped
 - Depending on the driving posture
- Under the very cold condition, the vehicle speed on the speedometer and the one on the head-up display may differ a little.

- When the head-up display gets hot, such as after parking the vehicle under the blazing sun, the displayed information may temporarily become dark for its protection. When the head-up display gets hotter, the displayed information will temporarily disappear and the message will be shown on the information display of the instrument cluster.
 - When the temperature becomes low, the above condition will be canceled. However, if the above condition is kept, ask a Maruti Suzuki authorised workshop.
 - You can turn off the message on the information display in high temperature by changing the setting (customization). For details, refer to “Setting Mode” in “INSTRUMENT CLUSTER” section.

Activation of the head-up display

When you press the engine switch to ON mode and the engine starts, the head-up display will automatically appear and the following information will be displayed as necessary.



55T050750

- (1) Vehicle speed
- (2) Standard display
- (3) Gear position indicator (for Auto Gear shift vehicles) (if equipped)
- (4) Clock
- (5) Cruise indicator (if equipped)
- (6) “SET” indicator (if equipped)

When you press the engine switch to ACC or LOCK (OFF) mode, the head-up display will be automatically stored.

NOTE:

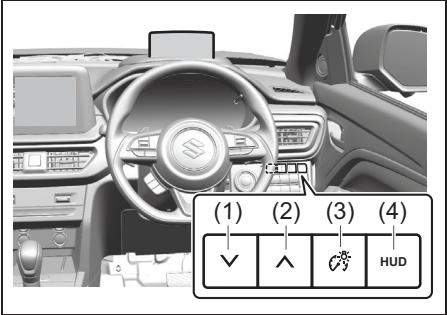
- Even if you stop the engine, the display setting will be stored.
- The vehicle speed on the head-up display and the one on the speedometer may differ a little.

You can turn off a part of the information by changing the setting (customization).

Operation of the head-up display

Operate the head-up display while the vehicle is stopped. You cannot adjust the brightness and the displayed position while driving.

Head-up display operation switch



66T030230

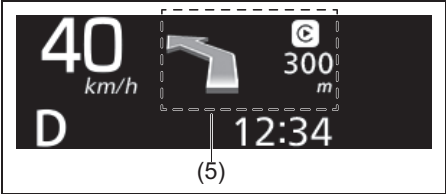
- (1) Down switch
- (2) Up switch
- (3) Brightness control switch
- (4) HUD (Head-up display) switch

ON / OFF operation of the head-up display

If you press and hold the HUD (Head-up display) switch (4) with the engine on, you can make the head-up display appear or store.

NOTE:
If you store the head-up display inside by operating the HUD (Head-up display) switch and stop the engine, the head-up display will not appear automatically on the next engine start.

ON / OFF operation of the intersection guidance display (When using Android Auto™*1 or Apple CarPlay*2 on infotainment system)



55T050760

- (5) The intersection guidance display
(The above image is an example of Apple CarPlay.)

NOTE:

- For ON / OFF operation of the intersection guidance display, you need to change the setting on the information display. For details, refer to “Setting Mode” in “INSTRUMENT CLUSTER” section.
- The intersection guidance display on the head-up display and the one on the navigation system may differ a little.

*1: Android Auto™ may not be available in your country or region.
For details about Android Auto™, refer to <http://support.google.com/androidauto>

*2: Apple CarPlay may not be available in your country or region.
For details about Apple CarPlay, refer to <https://www.apple.com/ios/carplay/>

OPERATING YOUR VEHICLE

Brightness control

Brightness of the display will be automatically adjusted depending on the surrounding conditions. You can adjust the brightness to your preference by the following steps.

- 1) Press the brightness control switch (3).
- 2) To make the display brighter, press “ \wedge ” of the up switch (2). To make the display darker, press “ \vee ” of the down switch (1).



55T050770

NOTE:

- You can adjust brightness of the display from -10 to $+10$ (21 levels) by the brightness control switch.
- Depending on brightness which was automatically adjusted, you may not be able to make the display brighter or darker.
- Regardless of the driver's seat conditions, brightness may be automatically changed in the following conditions.
 - When driving in a tunnel or around its gateway
 - When driving on a road where there is a structural object over your head

Adjustment of the displayed position

Press the down switch (1) or up switch (2) to adjust the displayed position of the head-up display.



55T050780

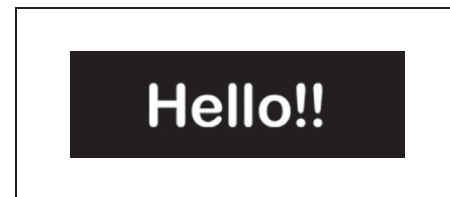
NOTE:

- You can adjust the displayed position of the head-up display from -12 to $+12$ (25 levels) by the up/down switch.

Displayed information of the head-up display

Activation / ending of the head-up display

When turn the ignition switch to “ON” position or you press the engine switch to ON mode, the head-up display will automatically activate and the following images will be displayed by turns.

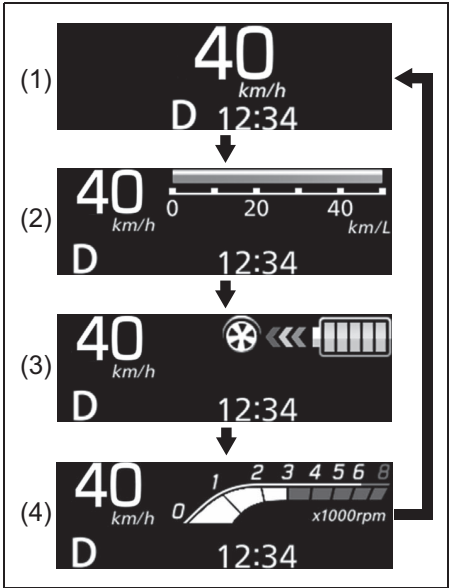


55T050790

Standard display of the head-up display

Every time you press the HUD (Head-up display) switch, the displayed information will be changed as follows.

- The following images are typical examples; they depends on the vehicle type.



66T050960

- (1) Vehicle speed
- (2) Instantaneous fuel consumption
- (3) Energy flow (if equipped)
- (4) Tachometer

NOTE:

- Even if you stop the engine, the display setting will be stored.
- The vehicle speed on the head-up display and the one on the speedometer may differ a little.

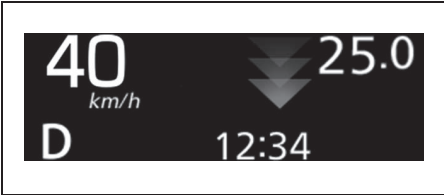
When operating the air conditioner

If you operate the air conditioner with instantaneous fuel consumption, tachometer displayed, the following images will be displayed.



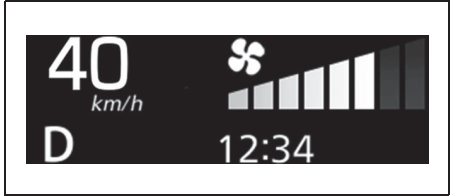
83S05811

When you press “AUTO” switch, “AUTO” and the set temperature will be displayed for a certain time.



83S05821

When you operate the temperature selector, the set temperature will be displayed for a certain time.



83S05830

When you operate the blower speed selector, the blower speed will be displayed for a certain time.

NOTE:





- When the vehicle speed is displayed in standard display of the head-up display, the air conditioner setting will not be displayed.
- You can hide the information of air conditioner by the setting mode on the information display. For details, refer to “Setting Mode” in “INSTRUMENT CLUSTER” section.




OPERATING YOUR VEHICLE

Interrupt display

When there is the information to tell you and you press the engine switch to ON mode, the following interrupt display will appear. Depending on the type of the display, a buzzer may sound at the same time.

- The following images are typical examples; they depends on the vehicle type.

Display	Buzzer	Description
 <p>66T05010</p>	Chime (Once) (Only when one of the doors is not completely closed)	When one of doors, the bonnet or the fuel lid is not completely closed, the interrupt display will appear. For the vehicles with the power sliding door, if you are driving your vehicle, stop the vehicle in a safe place and close the door completely.
 <p>55T050820</p>	3 beeps repeating at short intervals	When the parking brake is not released while driving, the interrupt display will appear. Stop the vehicle in a safe place and release the parking brake.
 <p>55T050830</p>	Chime (Once)	When the fuel level is low, the interrupt display will appear. Refill the fuel tank as soon as possible.
 <p>55T050831</p>	Chime (Once)	When the CNG level is low, the interrupt display will appear. Refill the CNG tank as soon as possible.

Display	Buzzer	Description
 <p>55T050840</p>	Beeping at short intervals	The driver does not wear his/her seat belt. Stop the vehicle in a safe place and wear your seat belt. The front passenger does not wear his/her seat belt. Wear the seat belt.
 <p>55T050850</p>	–	When outside temperature nears freezing, this interrupt display will appear.
 <p>55T051030</p>	Off	The intersection guidance is displayed. (When using Android Auto™ or Apple CarPlay on infotainment system) For details, refer to “ON / OFF operation of the intersection guidance display” in this section.

NOTE:
 To turn off the intersection guidance display (When using Android Auto or Apple CarPlay on infotainment system), you can change the setting on the information display. For details, refer to “Setting Mode” in “INSTRUMENT CLUSTER” section.


OPERATING YOUR VEHICLE

360 View Camera (if equipped)

The 360 view camera shows visual image of the surrounding of your vehicle on the infotainment system screen, using the front camera, the side camera (left and right) and the back camera. This improves driver's visibility when the driver tries to park the vehicle, driving at slow speed with an oncoming vehicle in a narrow road or start the vehicle with poor visibility on left and right side of the vehicle.

- Use the infotainment system which corresponds with the 360 view camera.

Camera positions



66T030360

- (1) Back camera
- (2) Front camera
- (3) Side camera (under left and right outside rearview mirrors)

- Each camera in the above figure is a typical example; the actual equipment depends on the vehicle type.

⚠ WARNING

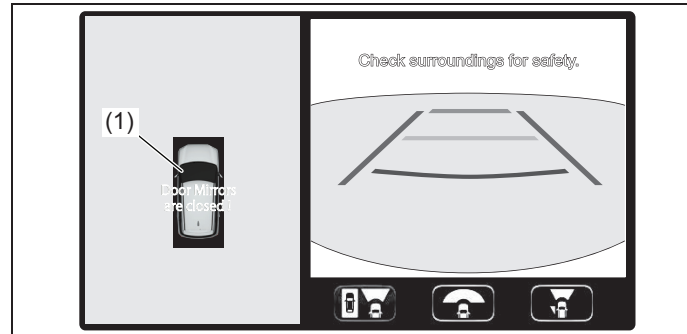
- The 360 view camera cannot reduce the driver's duty of care for driving operation. 360 view camera only provide driving assistance.
- The 360 view camera has limits and it may not show a person or an obstacle. Drive your vehicle slowly confirming the safety of the rear and the surrounding conditions by directly checking with your eyes and mirrors. If you drive your vehicle only by checking the 360 view camera, an accident may occur.
- The cameras are precision instruments. Do not apply excessive force to the cameras, disassemble them and modify them. Also, do not pour hot water to the cameras and poke them with a stick to remove mud or frozen snow on the cameras. Doing so may damage the cameras and cause a fire and malfunction.
- Do not use the 360 view camera, when the outside rearview mirrors are folded and any of front doors and the tailgate is not closed. The image of the surrounding area may not be displayed properly and an accident may occur.

NOTICE

If you use the 360 view camera for a long period of time with the engine stopped, the lead-acid battery could run out. Do not use the 360 view camera for a long period of time with the engine stopped.

NOTE:

- Rough indication lines of vehicle width will be displayed more widely, compared with an actual vehicle width. Drive your vehicle by directly checking the safety of the surrounding conditions.
- With the outside rear-view mirrors are electrically folded, if you try to display the image from the cameras, the following image (1) will be displayed on the screen. When the Outside mirror are damaged or manually closed then warning will not be displayed on the screen.



66T030370

OPERATING YOUR VEHICLE

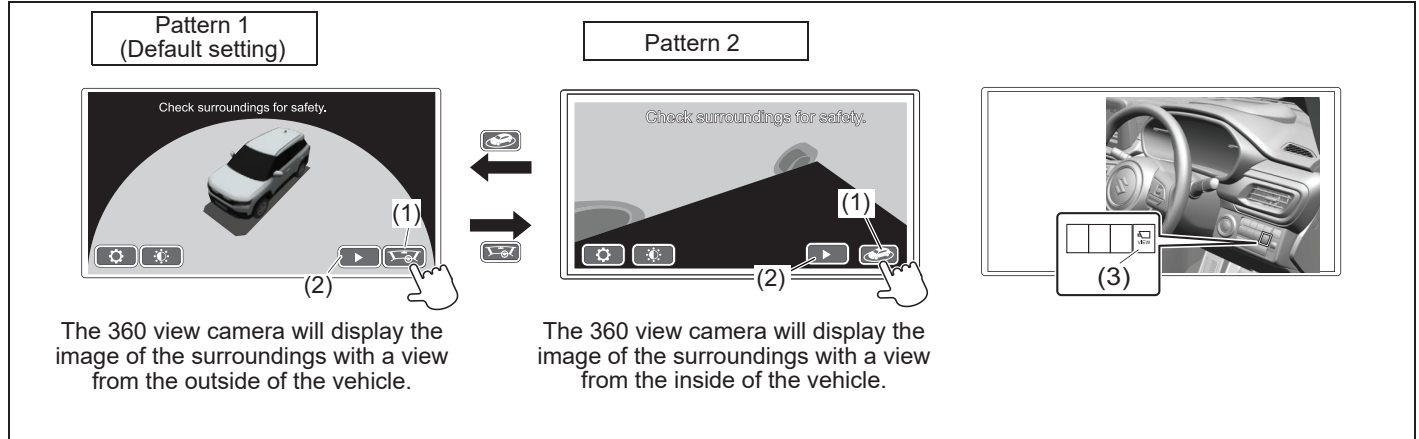
How to use the 360 view camera

3D view mode function

The 360 view camera will display the image of the surroundings with a view from the outside or the inside of the vehicle in park mode.

1) Press the engine switch to change the ignition mode to ON.

2) After the opening image was displayed, 3D view mode will be automatically displayed on the screen.



3) For switching the current image to the image with a different view, touch the image switching button (1) on the screen. For temporarily stopping the rotation of 3D view mode, touch the temporary stop or replay button (2). For restarting the rotation of 3D view mode, touch the button (2) again.


NOTE:

- For manual transmission vehicle, if you press the camera switch (3) when the gearshift lever is in other than “R”, parking brake is applied, and the vehicle is stopped, you can display 3D view mode.
- For automatic transmission vehicle, if you press the camera switch (3) when the gearshift lever is in “P”, the parking brake is applied and the vehicle is stopped, you can display 3D view mode.
- You can change the display screen of 3D view mode by changing the setting.
- When you press the camera switch while the opening image is displayed, 3D view will be displayed. To display 3D view images, follow the procedure below.
3D view mode → Press the camera switch → Change the mode of display → Press the camera switch → End of 3D view mode
- When the engine switch is in ACC mode, 3D view mode will not be displayed on the screen.

OPERATING YOUR VEHICLE

Displaying the front side of the vehicle

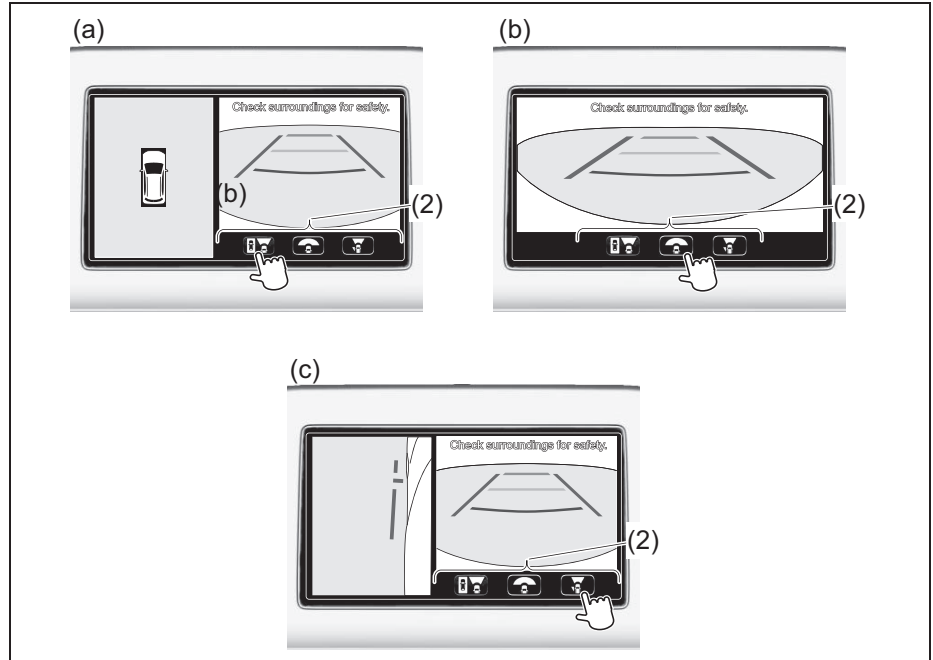
- 1) Press the engine switch to change the ignition mode to ON.
- 2) **Manual transmission vehicle:**
Shift the gearshift lever into a position other than "R" while the parking brake is released or the vehicle is in motion.
Automatic transmission vehicle:
There are following cases.
 - Shift the gearshift lever into a position other than "R" or "N" or "P"
 - Shift the gearshift lever into "N" when the parking brake is released or the vehicle is in motion.
- 3) Press the camera switch (1). "Top image and forward image" (default setting) will be displayed.



66T030400

Every time you touch the image switching button (2), the image will be changed as follows:

5-55



66T030410

(a) Top image and forward image (default setting)

The 360 view camera will display the surrounding image and the forward image.

(b) Forward wide image

The 360 view camera will display the forward image widely.

(c) Side image and forward image

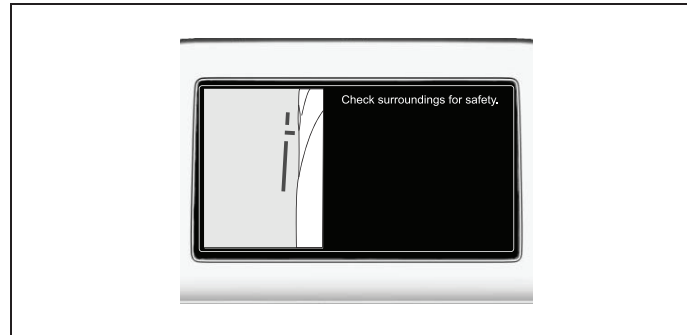
The 360 view camera will display the image of the left side of the vehicle and the forward image.

- When you press the camera switch, the current image will be changed to the next image. (This is to switch between 360 camera view and to exit 360 view camera mode)
- Even when you do not press the camera switch, the current image will switch to infotainment image by the following methods:
 - When 3 minutes passed after you press the camera switch
 - When you operate the infotainment system
 - When the vehicle speed becomes over about 10 km/h
- When the vehicle speed becomes over about 10 km/h and you press the camera switch, you can display the side image on the screen. When the vehicle speed becomes about 10 km/h or less, the side image and forward image will be displayed.

NOTE:

- *For manual transmission vehicle, you can adjust the image quality and set up the initial display image when the gearshift lever is in other than "R", parking brake is applied and the vehicle is stopped.*
- *For Automatic transmission vehicle, you can adjust the image quality and set up the initial display image when the gearshift lever is in "P" and, the parking brake is applied and the vehicle is stopped.*

When the engine switch is in ACC mode, the camera image will not be displayed.

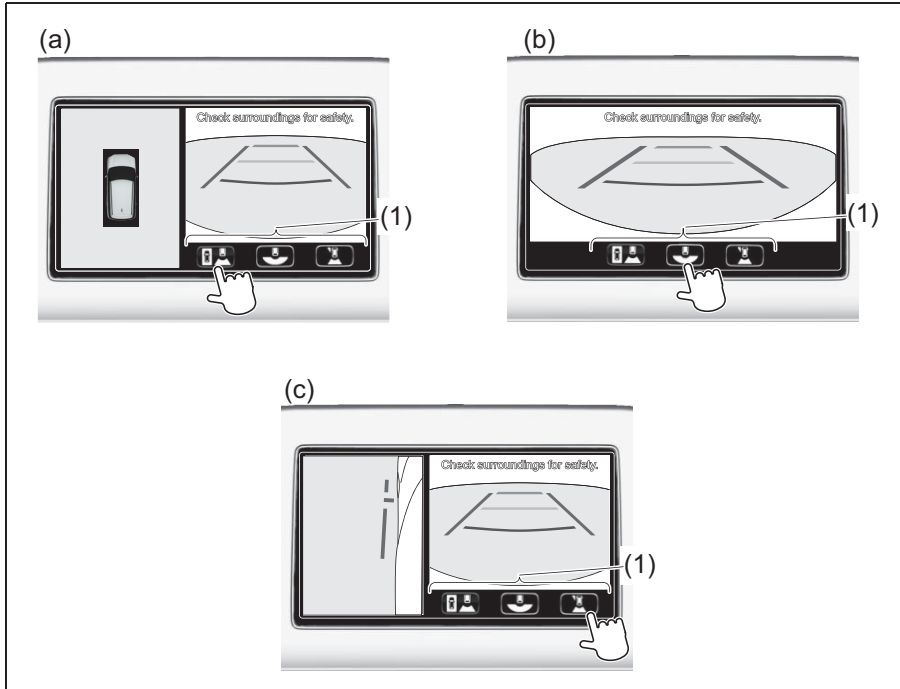


66T050850

OPERATING YOUR VEHICLE

Displaying the back side of the vehicle

- 1) Press the engine switch to change the ignition mode to ON.
- 2) Shift the gearshift lever into "R" (Reverse). "Top image and backward image" (default setting) will be automatically displayed.
- 3) Every time you touch the image switching button (1), the image will be changed as follows:



66T030420

(a) Top image and backward image (Default setting)

The 360 view camera will display the surrounding image and the backward image.

(b) Backward wide image

The 360 view camera will display the backward image widely.

(c) Side image and backward image

The 360 view camera will display the image of the left side of the vehicle and the forward image.

When you shift the gearshift lever other than "R", the camera image will return to the previous one.

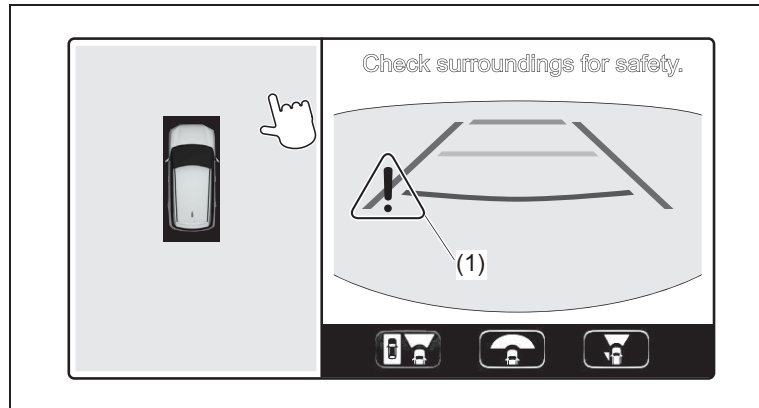
NOTE:

- The back side image of the 360 view camera is given higher priority over the infotainment display screen. However, when the infotainment system itself is being activated, the back image will not be displayed.
- For manual transmission vehicle, you can adjust the image quality and set up the initial display image when the gearshift lever is in other than "R", parking brake is applied and the vehicle is stopped.
- For Automatic transmission vehicle, you can adjust the image quality and set up the initial display image when the gearshift lever is in "P", the parking brake is applied and the vehicle is stopped.

When the engine switch is in ACC mode, the camera image will not be displayed.

Error display on the screen

When there is an abnormality in the camera system, the following mark will be displayed on the screen. Consult a Maruti Suzuki authorised workshop to have the camera system inspected.



(1) Error mark of camera system

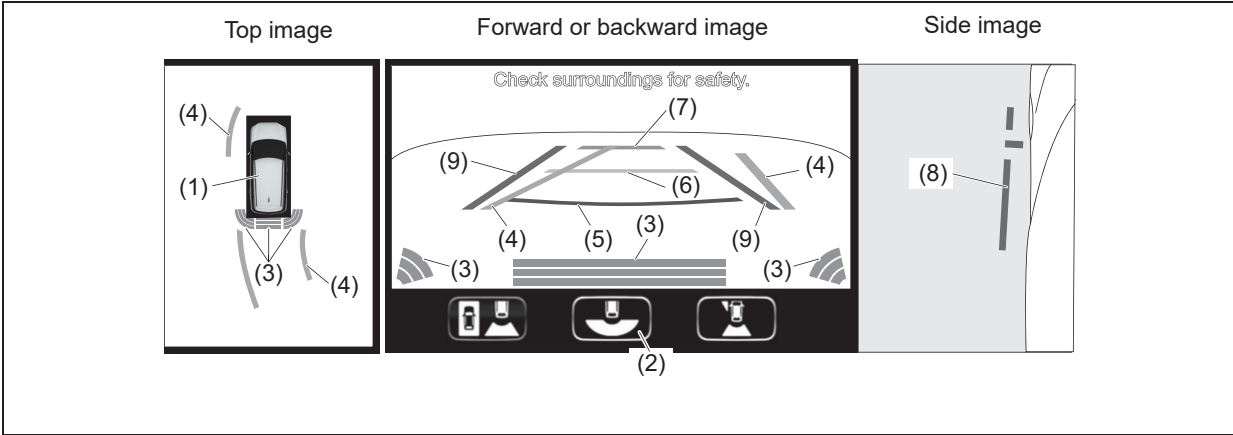
66T030430

OPERATING YOUR VEHICLE

How to understand the displayed items on the screen


The following guide lines and buttons will be displayed on the screen.







The guide lines would provide a rough indication for your driving operations.



66T030440

- Each displayed item in the above figure is a typical example; it depends on the vehicle type.

No.	Displayed item	Contents
(1)		This shows the position of your vehicle.

No.	Displayed item	Contents
(2)		This shows that the top image and forward image are displayed.
		This shows that the top image and backward image are displayed.
		This shows that the forward wide image is displayed.
		This shows that the backward wide image is displayed.
		This shows that the side image and forward image are displayed.
		This shows that the side image and backward image are displayed.

OPERATING YOUR VEHICLE

No.	Displayed color	Item name	Contents
(3)	Green or yellow or red	Indication detected from the rear parking sensors	When the rear parking sensors detects a wall or an obstacle is reversing, this icon is displayed.
(4)	Green	Guide line for the course	In conjunction with your operations of the steering wheel, this shows the guide line of predicted course when your vehicle moves forward or backward. *
(5)	Red	Guide line for the distance	This shows the guide line of the position where is about 0.5 m (1.6 ft) forward or backward from the center of bumper front-end or bumper back-end
(6)	Yellow		This shows the guide line of the position where is about 1 m (3.3 ft) forward or backward from the center of bumper front-end or bumper back-end.
(7)	Light blue		This shows the guide line of the position where is about 2 m (6.6 ft) forward or backward from the center of bumper front-end or bumper back-end.

*: When the steering wheel is in straight position, the top image and the guide line for the course of forward/backward movement will not be displayed.

(8)	Purple	Guide line for the vehicle width (vertical line)	This shows the guide line of the position where is slightly outside of the vehicle width (including the width of outside rearview mirrors).
(9)		Guide line for the vehicle width (horizontal line)	This shows the guide line of the position where is the most front-end of the vehicle.

- As each guide line is displayed towards road surface, the distance from your vehicle to an obstacle such as the parked vehicle near your vehicle is not accurately displayed. Also, as the top image is displayed by processing the image based on a flat road surface, the position of an obstacle (such as the bumper of the other vehicle) where is higher than the road surface is not accurately displayed.
- Trapezoidal guide lines for the distance and the vehicle width which are displayed on the screen are rough indications and they depend on the actual distance and vehicle width.
- If you modify suspensions or replace a tyre by the undesignated tyre, the guide lines and the top image will not be accurately displayed.

⚠ CAUTION

- The top image is the quasi-image which combines and processes several images from the cameras on the outside rear-view mirrors, the forward of your vehicle and the backward of your vehicle. Therefore, the top image may be displayed as follows:
 - An object having height is displayed as if it is fallen down.
 - If the position of object having height is higher than the road surface, the object is displayed far away or it is invisible.
- An object having height on the forward image or the backward image may not be displayed on the top image.
- On the top image, the lines on the road may be misaligned on the frame of screen or these lines may look bended. The farther distance from your vehicle there is, the much misalignment the lines have.
- When the position of a camera is misaligned, the images or the guide lines may be misaligned. Ask a Maruti Suzuki authorised workshop to have the camera inspected.
- On a snowy road or a slippery road surface, the guide line for the course and the actual course may be different.
- As the icon of vehicle on the top image is displayed by a computer graphics, it is different from color, shape and size of the actual vehicle. Therefore, the position between your vehicle and the road surface or obstacles may be different from the actual position.
- On the top image, the brightness of the image from each camera may vary depending on brightness conditions.
- After an image is switched to the other image, it may be displayed late. Until the 360 view camera is completely displayed, the image may be temporarily distorted.
- The camera of the 360 view camera uses a special lens. Therefore, the displayed distance and the actual distance may look different and the target object may be displayed as a distorted image. The farther distance from your vehicle there is, the much tendency these situations have.
- As the wide image displays a large range, it displays a significantly-distorted image. Also, the distance on the wide image looks different from the actual distance.

NOTE:

- When you activate the infotainment system or there is abnormality on the touch panel, you cannot operate the buttons. In this case, wait for a while. Or, press a camera switch to go back to the original displayed screen, press a camera switch again and operate the buttons while the screen is displayed.
- If you cannot operate the buttons by performing the above procedure, Consult a Maruti Suzuki authorised workshop.

OPERATING YOUR VEHICLE

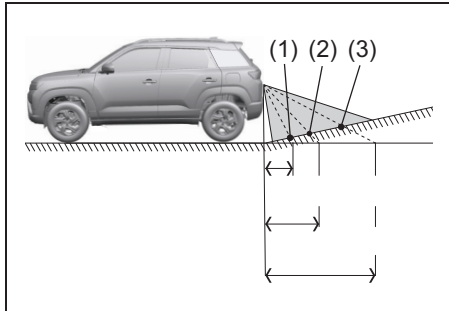
Difference between the camera image and the actual road surface

The position and distance which the guide lines on the screen shows vary depending on the number of passengers, the load capacity, the inclination and situation on the road surface. Directly check safety of the surroundings with your eyes.

When there is an uphill slope on your movement direction

You will see the guide line for the distance in front of the actual distance.

Backward image (Example):



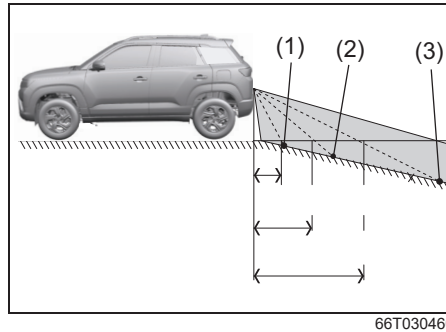
- (1) Red, the point which the guide line for the distance (about 0.5 m [1.6 ft]) shows
- (2) Yellow, the point which the guide line for the distance (about 1.0 m [3.3 ft]) shows

- (3) Light blue, the point which the guide line for the distance (about 2.0 m [6.6 ft]) shows

When there is an downhill slope on your movement direction

You will see the guide line for the distance in the back of the actual distance.

Backward image (Example):

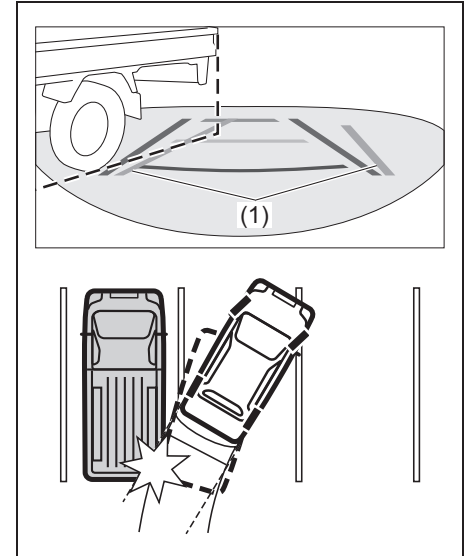


- (1) Red, the point which the guide line for the distance (about 0.5 m [1.6 ft]) shows
- (2) Yellow, the point which the guide line for the distance (about 1.0 m [3.3 ft]) shows
- (3) Light blue, the point which the guide line for the distance (about 2.0 m [6.6 ft]) shows

When there is an object having height near your vehicle

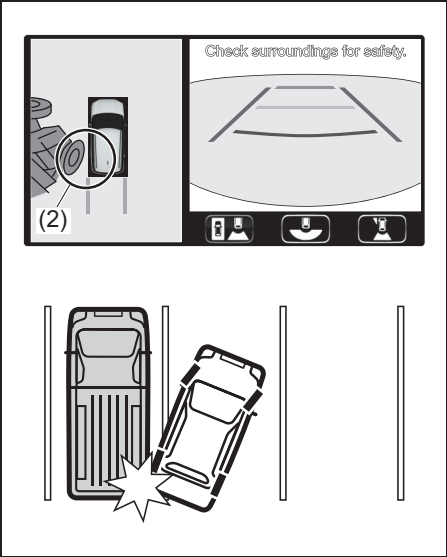
In this case, the distance from your vehicle to the object with height may be different from the actual distance.

Example 1:



In the illustration, the guide line for the course (1) does not touch the body of the displayed truck. However, if the body of this truck protrudes on the actual course which your vehicle will go, a collision may occur.

Example 2:



In the illustration, the top image (2) shows that there is a little distance between your vehicle and the body of the displayed truck. However, the actual distance is shorter than the displayed distance and a collision may occur.

Displayed areas on the screen

- The areas of next image will be displayed on the screen. However, the areas around and under the front bumper and the rear bumper will not be displayed.
- The areas above a camera will not be displayed. If an obstacle is high or the upper part of an obstacle protrudes, such as a sign, the upper part will not be displayed on the screen.
- A feeling of distance on the image of the 360 view camera is different from the actual distance.
- If there is an obstacle such as a parked vehicle on the areas which are displayed on the screen, it may be displayed different from the actual distance.
- The backward image may be inverted on the screen, which is the same as you look the image on the inside rearview mirror or the outside rearview mirrors.
- As the front camera and the back camera are installed on the places which are a little misaligned from the center of your vehicle, the forward image and the backward image will be displayed with a little misaligned positions.

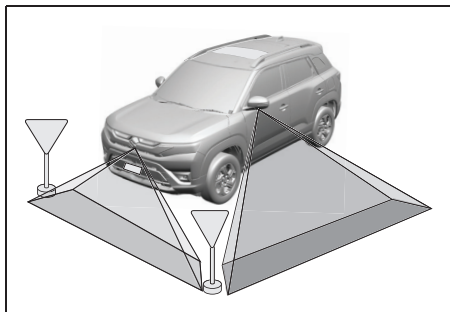
The image of view area by the 360 view camera

CAUTION
The areas shown in the image will become blind spot. Make sure to check surrounding with your eyes.



- The areas under the front bumper and the rear bumper or the ground surface which is indicated in the below illustration may not be displayed on the screen.

OPERATING YOUR VEHICLE



66T030490

- On the top image, an object near the edge of areas which a camera displays and an object which is higher than the road surface may not be displayed on the screen.

NOTE:

- The image of the 360 view camera may be a little different from the actual color.
- If a moving object is displayed on the screen, its distorted image may be displayed as well.

- Under the following situations, it may be difficult for the driver to see the image of the 360 view camera. However, it is not malfunction.

- At night, on a rainy day or at a dark place
- When the area around a camera is hot or cold under the blazing sun or the cold condition, or when humidity is high on a rainy day (A camera lens may be fogged)
- When strong light directly streams to a camera (White vertical lines may be displayed on the image)
- Under the lights such as the fluorescent light (The image on the screen may flicker)
- When the outside air temperature is low (The screen may get dark)
- When you park your vehicle for a long time with the engine on (Noise may be displayed on the image)
- When a camera lens is dirty or when snow or waterdrop is attached to a camera lens

Change of setting

You can adjust the image quality.

WARNING

Change the setting after parking the vehicle in safe place.


NOTICE

If you change the setting for a long time with the Engine-Off, the lead-acid battery may run out. Change the setting with the Engine-On.

Adjusting the image quality

When you adjust the image quality, perform the following procedure:

- 1) Set the parking brake firmly.
- 2) Press the engine switch to change the ignition mode to ON.



66T030500

- 3) After the opening image is finished, press camera switch (1)



66T030510

- 4) 3D view mode image will be displayed. Press the button (2) for adjusting the image quality.
- 5) Adjust brightness and contrast of the image to your preference.
- 6) When button (2) is pressed then transition happens on the display screen changes from 3D view to 2D view.

NOTE:


- The figure of the set brightness varies depending on ON/OFF condition of the light.
- Refer to the owner's manual of infotainment system for details.

OPERATING YOUR VEHICLE

Setting of the 360 view camera

When you change the setting, perform the following procedure:

- 1) Set the parking brake firmly.
- 2) Press the engine switch to change the ignition mode to ON.



66T030500

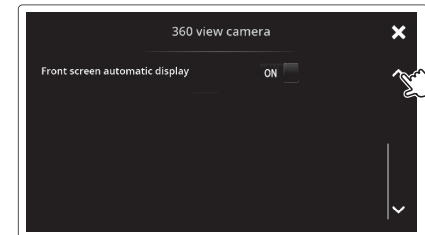
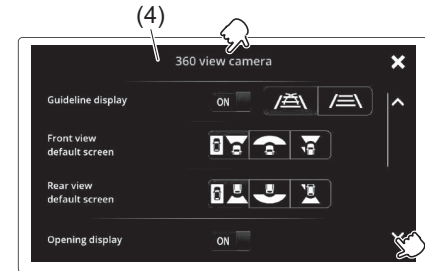
- 3) After the opening image is finished, press camera switch (1).





(3)

66T030520

- 4) 3D view mode image will be displayed. Press the button (3) for the setting.



66T030530

- 5) Touch the indication (4) to perform the setting of the 360 view camera. Change the setting to your preference. To switch to the different page, press  or .

- The image in the above figure is a typical example; it depends on the vehicle type.

Indication	Function
<div data-bbox="224 268 703 368" style="background-color: black; color: white; padding: 10px; text-align: center;"> <p>Guideline display</p> </div> <p data-bbox="722 373 805 391">66T030540</p>	<p>You can select one of the following guide lines:</p> <ul style="list-style-type: none"> • Hiding guide lines • Displaying tire guide lines • Displaying fixed guide lines
<div data-bbox="224 426 703 532" style="background-color: black; color: white; padding: 10px; text-align: center;"> <p>Front view default screen</p> </div> <p data-bbox="722 538 805 556">66T030550</p>	<p>As the image to check the forward area of your vehicle, you can select one of the following images:</p> <ul style="list-style-type: none"> • Top image and forward image (default setting) • Forward wide image • Side image and forward image
<div data-bbox="224 588 703 693" style="background-color: black; color: white; padding: 10px; text-align: center;"> <p>Rear view default screen</p> </div> <p data-bbox="722 699 805 717">66T030560</p>	<p>As the image to check the backward area of your vehicle, you can select one of the following images:</p> <ul style="list-style-type: none"> • Top image and backward image (default setting) • Backward wide image • Side image and backward image
<div data-bbox="224 756 703 856" style="background-color: black; color: white; padding: 10px; text-align: center;"> <p>Opening display</p> </div> <p data-bbox="722 862 805 879">72SM03074</p>	<p>You can select to display or hide 3D view mode which is automatically displayed on activation.</p>
<div data-bbox="224 917 703 1017" style="background-color: black; color: white; padding: 10px; text-align: center;"> <p>Front screen automatic display</p> </div> <p data-bbox="722 1023 805 1040">72SM03095</p>	<p>When you shift the gearshift lever from “R” to the other position than “P”, you can select to display or hide the camera image which is automatically displayed.</p>

OPERATING YOUR VEHICLE

Handling a camera

 CAUTION
--


When camera is damaged, image may not be displayed properly. Ask a Maruti Suzuki authorised workshop to have camera inspected.

NOTE:

- *When you replace a camera with new one, adjustment is necessary. Ask a Maruti Suzuki authorised workshop for adjustment.*
- *It is recommended not to attach any object which falls in the viewing zone of the camera.*

When you doubt malfunction of camera

When the error mark of camera system is displayed on the screen

When the error mark  is displayed on the screen, there is abnormality in the camera system.

- If the error mark does not disappear, ask a Maruti Suzuki authorised workshop to have the camera system inspected.

When the image quality on the 360 view camera is poor

- When the camera lens is dirty, you may have difficulty to see the image. If water drop, snow or dirt is attached to the camera lens, then wash it with water and wipe it with a soft cloth. If body wax gets on the camera lens, wipe off the wax with a clean cloth dampened with mild detergent diluted with water, and then wipe the lens with a dry cloth.
- When reflected light from strong sun or strong headlights from the vehicle behind your vehicle streams directly to a camera, white lines may be displayed on the image and you may have difficulty to see the image. However, this is not malfunction.

When the image and the guide lines are misaligned

In the following case, the image and the guide lines will be misaligned. However, this is not malfunction.

Your vehicle is tilted due to the number of passengers and baggage.

License Information

The software in the 360 view camera includes open software. The license information is as follows:

1. ADPCM

Adpcm/LICENSE at master . superctr/adpcm . GitHub
Superctr/adpcm is **licensed** under the The Unlicense A **license** with no conditions whatsoever which dedicates works to the public domain.

2. Gzip

Licensing

Gzip is free software; you can redistribute it and/or modify it under the terms of the [GNU General Public License](#) as published by the Free Software Foundation; either version 3 of the License, or (at your option) any later version.

3. GCC:

Licenses:

All of the source code to this product is licensed with are both free and open source. All EXCEPT for loggloss, newlib, zlib, and integration scripts are available under following licenses:

- GNU General Public License Version 2(GPL2)
- GNU General Public License Version 3(GPL)
- GNU Lesser General Public License Version 2(LGPL2)
- GNU Lesser General Public License Version 2.1(GPL2)
- GNU Lesser General Public License Version 3(GPL3)
- GCC RUNTIME LIBRARY EXCEPTION
- Expat License

4. Bison:

Licensing

Bison is free software; you can redistribute it and/or modify it under the terms of the [GNU General Public License](#) as published by the Free Software Foundation; either version 3 of the License, or (at your option) any later version.

5. MD5:

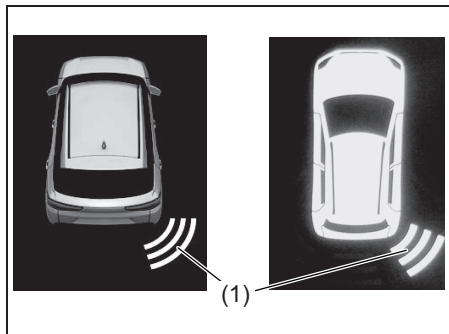
License

MD5 is free software: it can be used for both academic and commercial purposes at absolutely no cost. There are no royalties or GNU-like "copyleft" restrictions. MD5 qualifies as [Open Source](#) software. Its licenses are compatible with [GPL](#). MD5 is not in the public domain and PUC-Rio keeps its copyright.

OPERATING YOUR VEHICLE

Parking Sensors

Information Display Symbol



66T030570

(1) Symbol representing an obstacle detected by parking sensor*

* This symbol shows that an obstacle is located on the right rear of vehicle.

- The parking sensor system uses ultrasonic sensors to detect obstacles near the rear bumper. If obstacles are sensed while you are parking or moving the vehicle slowly, the system warns you by sounding a buzzer and displaying symbols representing the obstacles on the information display in the instrument cluster (if equipped).
- The system emits an ultrasonic wave and the relevant sensor detects the return of the wave reflected by an obsta-

cle. The system measures the time taken by the ultrasonic wave to reach the obstacle and return from it, from which it determines the obstacle's position.

- The parking sensor function can be used when the ignition switch is turned "ON" or the engine switch is pressed to change the ignition mode to "ON", the gearshift lever is in R position. This function is helpful in the following cases: pulling over to the curb; parallel-parking the vehicle; steering the vehicle into a garage; driving along an alley; and moving slowly in a place with obstacles.

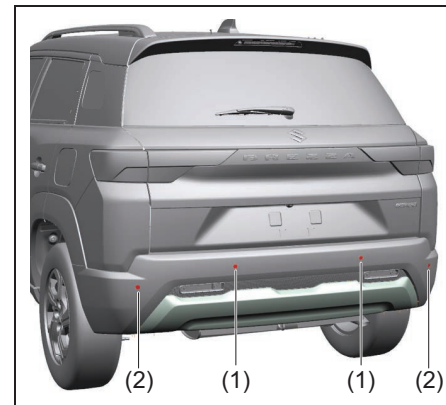
⚠ WARNING

- **The parking sensor warns you of obstacles with buzzers and by showing you the location of the obstacles on the information display (if equipped). However, you must still pay full attention yourself while driving.**
- **The sensors can detect obstacles only within a limited area and only when the vehicle is moving within a limited speed range. So, in tricky areas, you must move the vehicle slowly while checking around it using your direct vision or rearview mirrors. There is increased risk of an accident if you control the vehicle relying only on the parking sensor.**

NOTICE

Parking sensors are only for driver's assistance.

Sensor Locations



66T030240

(1) Rear center sensors (2 places)

(2) Rear corner sensors (2 places)

NOTICE

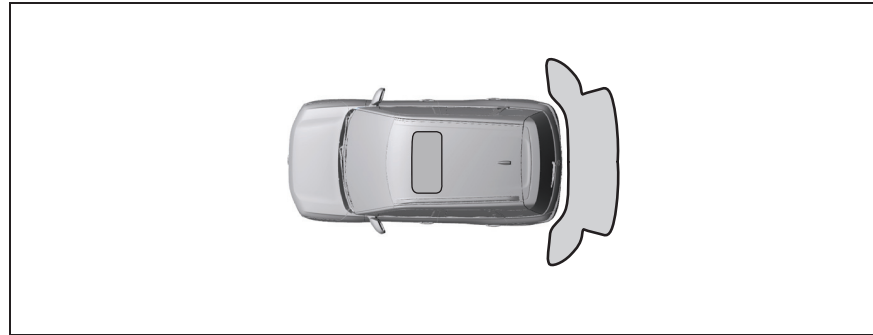
- Avoid hitting the sensor areas or directing the nozzle of a high-pressure car washer onto the sensor areas. Otherwise, the sensors may be damaged.
- If the bumper hits a hard object, the sensors on it may not work properly. If this occurs, have the sensors inspected by a Maruti Suzuki authorised workshop.

Working sensors

The sensors that work depends on the position of the gearshift lever as follows:

Gearshift lever position		Manual Transmission		Automatic Transmission	
		R	N, 1st - 5th	R	N, D, 2 or L
Rear sensors	Center	On	Off	On	Off
	Corner	On	Off	On	Off

Approximate areas where obstacles can be detected



66T030250

- An obstacle within about 20 cm (8 in) from a sensor or just below a sensor is not detectable.
- The sensors can detect an obstacle up to about 1.5 m (5 ft) from the rear of vehicle.

OPERATING YOUR VEHICLE

⚠ WARNING

- Under the following conditions, the parking sensor system may not work normally because the sensors cannot detect obstacles correctly.
 - Sensors are covered with mud, ice or other materials. (Such materials must be removed for normal operation.)
 - Sensors are wet from water splashes or heavy rain.
 - Sensors are covered by a hand, sticker, accessory, etc.
 - There is an accessory or other object attached within the sensor's sensing area.
 - Items such as tow hooks, commercially available corner poles, radio antenna, etc. are installed on the bumper.
 - The height of the bumper is changed due to alteration to the suspension or other causes.
 - The sensor areas are extremely hot from direct sunlight or cold due to freezing weather.
 - The vehicle is on a rough surface, slope, gravel road or grass field.
 - The vehicle is at a steep angle.

(Continued)

⚠ WARNING

(Continued)

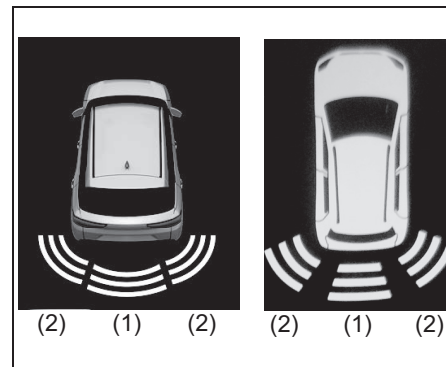
- Sensors have intercepted ultrasonic noise from another vehicle's horn, engine, air braking system (large vehicles), or parking sensor.
- Obstacles are too close to the sensors.
- Sensors are at an angle to a highly reflective object such as glass. (Ultrasonic waves are not reflected back from the obstacle.)
- Sensors may not be able to correctly detect the following types of obstacles:
 - Objects made of a thin material like wire netting and ropes
 - Square-shaped curbstones or other objects with sharp edges
 - Tall objects with a large upper part like a road sign
 - Low-profile objects such as curbstones
 - Sound-absorbing objects such as cotton and snow

NOTE:

- Thin poles or obstacles lower than the sensors may become undetectable as the vehicle moves closer to them even if they have been detected from longer distances.
- The system may calculate the distance to a road sign or similar obstacle to be shorter than the actual distance.

Obstacle Indication by Parking Sensor

Information display symbol
(if equipped)



66T030580

- (1) Obstacle detected by rear center sensors
- (2) Obstacle detected by rear corner sensors

Upon detecting an obstacle, the parking sensor causes an interior buzzer to sound and a symbol representing the obstacle appears on the information display in the instrument cluster (if equipped).

- A different symbol is displayed depending on the direction and distance of the obstacle. (if equipped)
- A buzzer located behind the rear seat sounds when a sensor at the rear detects an obstacle.
- Warnings when obstacles are detected by corner sensors

Distance (approx.)	Buzzer	Symbol (if equipped)
45 – 60 cm (18 – 24 in)	Short beeps at short intervals	Three lines
35 – 45 cm (14 – 18 in)	Short beeps at very short intervals	Two lines
Less than 35 cm (14 in)	Continuous beep	One line

- Warnings when obstacles are detected by center sensors

Distance (approx.)	Buzzer	Symbol (if equipped)
60 – 150 cm (24 – 59 in)	Short beeps at long intervals	Three lines
45 – 60 cm (18 – 24 in)	Short beeps at short intervals	
35 – 45 cm (14 – 18 in)	Short beeps at very short intervals	Two lines
Less than 35 cm (14 in)	Continuous beep	One line

NOTE:

- Symbols are displayed with a short delay after the detection of obstacles.
- If the system detects multiple obstacles simultaneously, the display shows all of their positions using the corresponding symbols. However, the buzzers will sound only for the nearest obstacles.

OPERATING YOUR VEHICLE

Set sensors

You can select either the normal or trailer mode of the parking sensor via the information display. Refer to "Information display" in "BEFORE DRIVING" section.

Normal mode

All sensors operate. Use this mode under normal conditions.

Trailer mode

The rear corner and rear center sensors are inhibited from operating. Use this mode when towing a trailer.

NOTICE
<p>Check that the normal mode is selected with the parking sensor when steering the vehicle into a garage. If the parking sensor is left in the trailer mode, the rear corner and rear center sensors are not functioning.</p>

Warning and Indicator Messages



Vehicle without the information display symbol

If there is a problem or warning regarding the parking sensor system, a buzzer inform it. Follow its instruction.

- The buzzer sounds intermittently. The indicated sensor is contaminated. Wipe it clean with a soft cloth. If the buzzer does not stop after wiping, there may be problem with the parking sensor system. Have your vehicle inspected by a Maruti Suzuki authorised workshop.

Vehicle with the information display symbol

If there is a problem or warning regarding the parking sensor system, a message is displayed on the information display in the instrument cluster, and a symbol blinks and the buzzer sounds. If a message is displayed, follow its instruction.

Message	Symbol	Buzzer	Probable cause and remedy
 <p>68PH02303</p>	Two blinking lines in a sensor location.	Series of double beeps	There may be a problem with the parking sensor system. Have your vehicle inspected by a Maruti Suzuki authorised workshop.
 <p>68PH02304</p>	One blinking line in a sensor location.	Series of single beeps	The indicated sensor is contaminated. Wipe it clean with a soft cloth.

Rearview Camera (if equipped)

When the gearshift lever is shifted to “R” position while the ignition mode is “ON”, the rearview camera system automatically shows the view behind the vehicle on the display.

⚠ WARNING

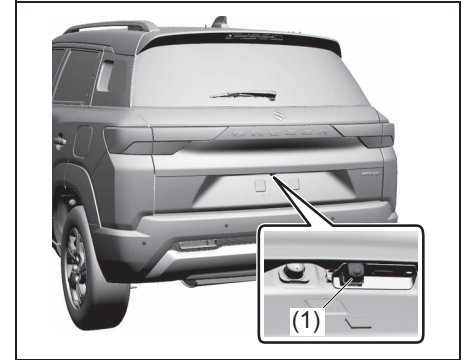
The distance viewed in the rearview camera may differ from the actual distance according to the condition of road or the load the vehicle is carrying. Since the camera display area is also limited, backing up by only looking at the display may cause an accident or a collision with an object. The rearview camera cannot replace the driver’s attention. The driver alone is responsible for parking and similar driving maneuvers.

- Use the rearview camera only to provide driving assistance.
- Always drive carefully confirming the safety of the rear and the surrounding conditions by looking directly with your eyes and using the rear view mirror.
- Check that the tailgate is securely closed when backing up.

NOTICE

If you use the rearview camera for a long time when the ignition mode is “ON”, but the engine is not running, the lead-acid battery may discharge. Do not leave the ignition mode “ON” for a long time when the engine is not running.

Rearview Camera Location



66T030260

(1) Rearview camera

The rearview camera is installed beside the license plate light.

NOTICE

The rearview camera is a precision instrument. If you strike the camera, it may be broken and cause damage resulting in a catch fire or a malfunction.

- Do not strike the camera.
- Do not remove snow or mud on the camera lens with a stick.

OPERATING YOUR VEHICLE

NOTICE

If water enters the rearview camera, it may cause a malfunction or catch fire.

Do not use high pressure water around the camera.

NOTICE

This lens is hard coated to prevent damage or discoloration. Damage or discoloration of lens may obscure the image.

- Do not use a brush to clean lens.
- Do not use alcohol, benzene or thinner to clean the lens.
- Do not use wax on the camera lens.

NOTE:

If body wax gets on the camera lens, wipe off the wax with a clean cloth dampened with mild detergent diluted with water, and then wipe the lens with a dry cloth.

How to Use Rearview Camera

- 1) Press the engine switch to change the ignition mode to "ON".
- 2) Shift the gearshift lever in "R" position.
 - The display automatically shows the view behind the vehicle.
 - When the gearshift lever is shifted from "R" to another gearshift lever position, the display returns to the previous display.

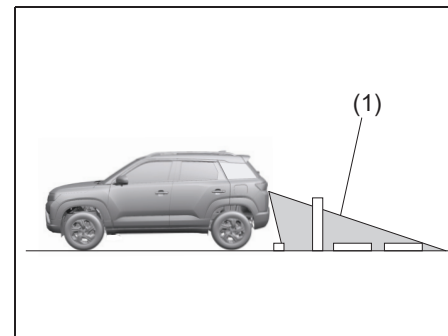
NOTE:

The rearview camera display has first priority in any display mode. However, the rearview camera display does not show the rear view while the system is initializing.

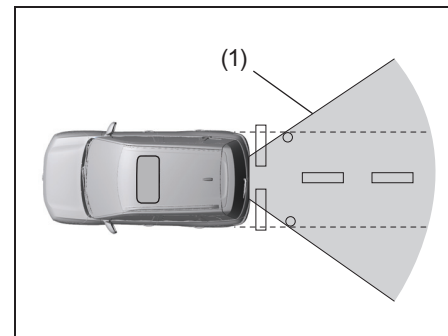
Display Range of Rearview Camera

The rearview camera display shows the area behind the rear end of the tailgate. The display cannot show objects which are close to the bumper or under the bumper. The rearview camera display cannot show obstacles which are higher than the camera. Upper parts of tall objects such as road signs cannot be viewed on the display.

Display range of rearview camera



66T030270



66T030280

(1) Display range

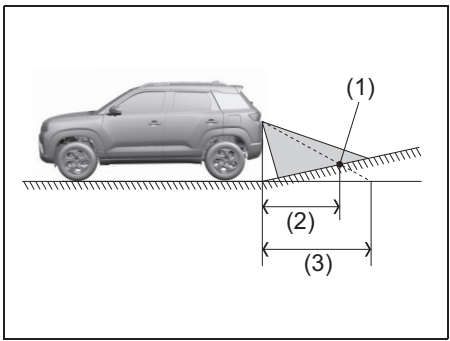
NOTE:

- Images shown on the display from the rearview camera are reversed images (mirror images).
- The colors of objects on the rearview camera may differ from the actual object colors.
- The rearview camera display may be difficult to see under the following conditions, but this is not a system malfunction.
 - In dark areas, on a rainy day or at night.
 - When the temperature around the lens is too high/low, or the camera is wet such as on a rainy day or during periods of high humidity (dew condensation may occur on the camera lens).
 - When a foreign object such as mud or a drop of water is stuck around the camera lens.
 - When strong light directly enters the camera (vertical lines may be seen on the display).
 - Under fluorescent light. (The display may flicker.)
 - When the outside temperature is low (the image on the display may be darkened).

Rearview camera screen indication

The distance viewed in the rearview camera may differ from the actual distance according to the condition of the road or the load the vehicle is carrying.

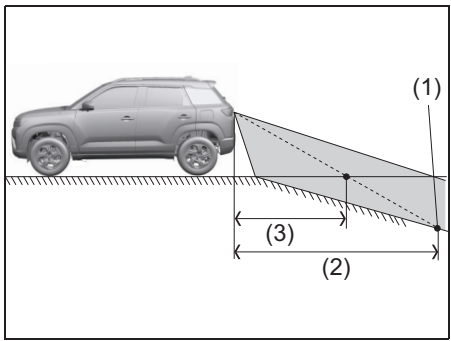
Uphill incline behind the vehicle



- (1) Object
- (2) Actual distance
- (3) Distance on the display

When there is an uphill incline behind the vehicle, the object shown on the display appears farther away than the actual distance.

Downhill incline behind the vehicle



- (1) Object
- (2) Actual distance
- (3) Distance on the display

When there is a downhill incline behind the vehicle, the object shown on the display appears closer than the actual distance.

If the rear view from the rearview camera is not shown or there is a poor image

- If the rear view from the rearview camera is not shown.
 - Check that the ignition mode is “ON”.
 - Check that the gearshift lever is shifted to “R” position.
- If the image from the rearview camera is poor.
 - Check that the camera lens is not dirty.
 - Check that light from the sun or the beam of the headlights from the vehicle behind is not shining directly into the lens.

If the rearview camera system is still not working properly after checking the above, have the system inspected by a Maruti Suzuki authorised workshop as soon as possible.

Electronic Stability Program (ESP®) (If equipped)

ESP® is a registered trademark of Daimler AG.

The Electronic Stability Program (ESP®) helps to control the vehicle during cornering if front wheels or rear wheels skid. It also assists you in maintaining traction while accelerating on loose or slippery road surfaces. It does this by regulating the engine’s output, and by selectively applying the brakes. In addition, ESP® helps to avoid skidding by controlling braking pressure.

WARNING

The ESP® cannot enhance the vehicle’s driving stability in all situations and does not control your vehicle’s entire braking system. The ESP® cannot prevent accidents, including those resulting from excessive speed in turns, or hydroplaning. Only safe and attentive drive can prevent accidents.

The capabilities of an ESP®-equipped vehicle must never be used as a substitute for careful driving.

The ESP® has the following systems:

Anti-lock Brake System (ABS)

Refer to “Anti-lock Brake System (ABS)” in this section.

Brake Assist System

Refer to “Brake Assist System” in this section.

Traction Control System

The traction control system automatically helps prevent the spinning of wheels when the vehicle is started or accelerated on slippery road surfaces. The system operates only if it senses that some of the wheels are spinning or beginning to lose traction. When this happens, the system operates the front or rear brakes and reduces engine power to limit wheel spin.

Stability Control System

The vehicle stability control system helps provide integrated control of systems such as anti-lock brakes, traction control, engine control, etc. This system automatically controls the brakes and engine to help prevent the vehicle from skidding when cornering on a slippery road surface or when turning the steering wheel abruptly.

⚠ WARNING

Always check the surrounding conditions and drive the vehicle in a safe manner, as controlling the vehicle by ESP® has limits and ESP® may not function properly depending on the surrounding conditions.

⚠ CAUTION

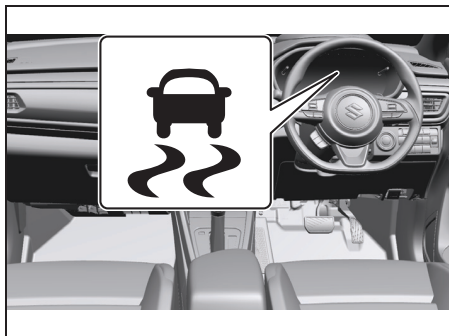
- **Observe the following points. Otherwise, ESP® may not operate properly or it may result in a malfunction.**
 - **Adjust the tyre pressure as specified.**
 - **When replacing tyres, use the same tyres with the size, type, and tread patterns.**
 - **Do not use the tyres which have excessively worn conditions.**
 - **Do not modify the suspension or the brake and do not change vehicle height or suspension hardness.**
 - **Do not drive the vehicle with suspension or brake excessively deteriorated.**
 - **Do not modify the engine or the muffler.**
 - **Do not install LSD (limited slip differential).**
- **When you install the snow chains, ESP® may not operate properly.**

NOTE:

- *If you perform the following operations, you may hear an operation sound or a clicking sound. This means that the ESP® system is in the self-check mode and this does not indicate a malfunction.*
 - *When ignition switch is turned to the “ON” position or pressing the engine switch to change the ignition mode to “ON”*
 - *When releasing your foot from the brake pedal, after the ignition switch is in “ON” position or the ignition mode is “ON” with the brake pedal depressed*
 - *When starting the engine*
 - *When starting the vehicle after starting the engine*
 - *When engine revolutions is high and ESP® operates, you may feel the change of engine revolutions or vibration of vehicle body. However, this is normal.*

OPERATING YOUR VEHICLE

ESP® Warning Light



66T030310

- If there is a problem in the ESP® system with the ignition switch in “ON” position or the engine switch in ON mode, this light will come on. While this light comes on, the following situations will occur. In this case, ask a Maruti Suzuki authorised workshop for inspection.
 - The following functions will not work:
 - Traction control system
 - Stability control system
 - ENG A-STOP system
 - Hill hold control system may not work.
 - ABS will work.
 - Depending on the malfunction condition, brake assist system may not work.

- If any of the following situations occurs, this light will blink at very short intervals of 0.2 seconds.
 - Traction control system is activated when starting or accelerating the vehicle
 - Stability control system is activated when making a sharp turn or whirling round
- If the system is in normal condition, when you turn the ignition switch to “ON” position or press the engine switch to change the ignition mode to ON, this light will come on for about 2 seconds and then turn off.


CAUTION

If this light blinks at very short intervals, there is high possibility that the vehicle will be stuck or skid on a slippery road surface. In this case, drive the vehicle very carefully.

NOTE:

While this light comes on, traction control system and stability control system will not be activated. However, you can use ABS.

ESP® OFF Switch



66T030320

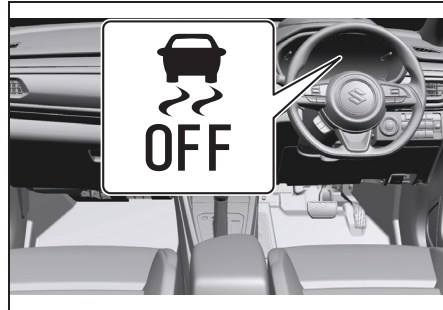
- In the following situation, keep pressing the ESP® OFF switch until the ESP® OFF indicator light in the instrument cluster comes on. Traction control system and stability control system will not work.
 - When placing the vehicle on the tester for automobile inspection, traction control system and stability control system needs to be deactivated.
 - If your vehicle is stuck and you try to get out of the stuck condition, traction control system may not be suitable.

- If you perform the following operations, the ESP[®] OFF indicator light will turn off. Also, traction control system and stability control system will return to be in the activated condition.
 - Pressing the ESP[®] OFF switch again
 - Stopping the engine and then restarting the engine
- If you would like to perform normal driving after escaping from the stuck condition, press the ESP[®] OFF switch again. This will allow the ESP[®] OFF indicator light to turn off and the vehicle will return to the original condition. Traction control system and stability control system will not be activated automatically. (except when stopping the engine and then restarting the engine)

NOTE:

For safety reasons, even if you press the ESP[®] OFF switch, ABS and brake assist system will not be deactivated.

ESP[®] OFF Indicator Light




66T030330

- If you press and hold the ESP[®] OFF switch with the ignition switch is in “ON” position or the ignition mode is “ON”, this light will come on.
 - While this light comes on, traction control system and stability control system will not work.
- If the system is in normal condition, when you turn the ignition switch to “ON” position or press the engine switch to change the ignition mode to ON, this light will come on for about 2 seconds and then turn off.

Hill Hold Control System (if equipped)

The hill hold control system is designed to assist you in starting to move up hills. When you start to move up a hill, the system helps to prevent the vehicle from rolling downward (for approximately 2 seconds) while you move your foot from the brake pedal to the accelerator pedal.

- The hill hold control system is not designed to stop the vehicle on a hill.



66T030310

WARNING

- Always check the surrounding conditions and drive the vehicle in a safe manner by depressing the brake pedal as necessary, as controlling the vehicle by the hill hold control system has limits and the system may not function properly depending on the surrounding conditions.
- If you do not depress the brake pedal firmly enough, the hill hold control system may not work.
- If you release your foot from the brake pedal for more than 2 seconds, the hill hold control system will be canceled. If so, the vehicle may roll downward, which can result in an accident depending on the degree of a slope. Also, the engine may stall and the power assist for the steering and brakes will not work so steering and braking will be much harder than usual which can result in an accident or vehicle damage. After you release your foot from the brake pedal, accelerate the vehicle to move up immediately.

NOTE:

- *If there is a problem with the hill hold control system, the ESP[®] warning light in the instrument cluster may come on and the hill hold control system may not work. Also, ENG A-STOP system (If equipped) may not work. In this case, consult a Maruti Suzuki authorised workshop.*
- *If you move up an excessively sharp slope, a frozen road or a mud track, or depending on laden weight, the vehicle may roll downward when you start the vehicle.*
- *If you move up an excessively sharp slope, a frozen road or a mud track and the hill hold control system activates, the tyres may be locked and the vehicle may not be controlled properly.*

Activation conditions for the hill hold control system

The hill hold control system activates to prevent the vehicle from rolling downward for about 2 seconds if your foot is moved from the brake pedal when the following conditions are all met.

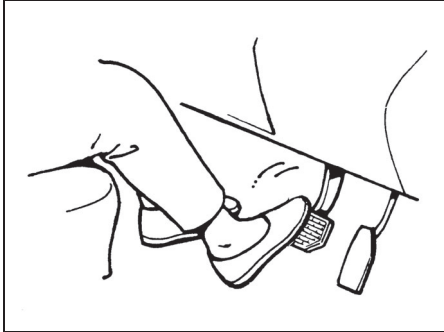
- The gearshift lever is in the forward gear or reverse position.
- The parking brake is released.
- The vehicle is on an upward slope.
- The brake pedal is depressed firmly.

For the vehicles with ENG A-STOP system, the hill hold control system is activated when the engine is restarted after being stopped automatically, even if the previous conditions are not met.

NOTE:

When the hill hold control system is activated, you may hear a sound coming from the engine, or you may feel hardness of the brake pedal. These are normal and do not indicate a malfunction.

Braking



60G165S

The distance needed to bring any vehicle to a halt increases with the speed of the vehicle. The braking distance needed, for example, at 60 km/h will be approximately 4 times greater than the braking distance needed at 30 km/h. Start to depress the brake pedal when there is plenty of distance between your vehicle and the stopping point, and slow down gradually.

⚠ WARNING

If water gets into the brake devices, brake performance may become poor and unpredictable. After driving through water or washing the underside of the vehicle, test the brakes while driving at a slow speed to see if they have maintained their normal effectiveness. If the brakes are less effective than normal, dry them by repeatedly applying the brakes while driving slowly until the brakes have regained their normal effectiveness.

NOTE:

While braking you may hear operational noise due to friction between brake disc/drum and brake lining. This is a normal phenomenon and does not indicate any abnormality or affect normal functioning of the vehicle.

Power-Assisted Brakes

Your vehicle has power-assisted brakes. If power assistance is lost due to a stalled engine or other failures, the system is still fully operational on reserve power and you can bring the vehicle to a complete stop by pressing the brake pedal once and holding it down. The reserve power is partly used up when you depress the brake pedal and reduces each time the pedal is pressed. Apply smooth and even pressure to the pedal. Do not pump the pedal.

⚠ WARNING

Even without reserve power in the brake system, you can still stop the vehicle by pressing the brake pedal harder than normally required. However, the stopping distance may be longer.

Brake Assist System

When you slam the brakes on, the brake assist system determines it to be an emergency stop and provides more powerful braking for a driver who cannot hold down the brake pedal firmly.

NOTE:

If you quickly and forcefully depress the brakes, you may hear clicking sound by the brake assist system operation. This is normal and indicates that the brake assist system is activated properly.

OPERATING YOUR VEHICLE

Anti-lock Brake System (ABS)

ABS will help you avoid skidding by electronically controlling braking pressure. It will also help you maintain steering control when braking on slippery surfaces or when braking hard.

The ABS works automatically, so you do not need any special braking technique. Just push the brake pedal down without pumping. The ABS will operate whenever it senses that the wheels are locking up. You may feel the brake pedal move a little while the ABS is operating.

WARNING

- Always check the surrounding conditions and drive the vehicle in a safe manner, as controlling the vehicle by ABS has limits and the system may not function properly depending on the surrounding conditions.
- If tyre grip performance is over the limit or hydroplaning occurs, ABS cannot work properly.

NOTE:

- If the ABS system is activated, you may hear a clunking noise and/or feel pulsating in the brake pedal. This is normal and indicates that the brake fluid pressure is being controlled properly.

- You may hear an operation sound when you start the engine or after the vehicle begins to move. This means that the above systems are in the self-check mode. This sound does not indicate a malfunction.

Braking Distance

ABS is not designed to shorten the stopping distance.

WARNING

- In the following situations, the braking distance required for a vehicle with ABS may be slightly greater than the one required for a vehicle without ABS, resulting in an accident. Drive the vehicle slowly and maintain ample distance between your vehicle and the vehicle in front of you.
 - When driving on rough roads such as unpaved or stone-paved roads
 - When driving on gravel roads or fresh snow roads
 - When driving over bumps on the roads such as joint seams
 - When passing over metal plates such as manholes
 - When snow chains are installed

NOTE:

- When applying sudden brake or applying brake on slippery roads, the braking distance required for a vehicle with ABS is almost the same as the one required for a vehicle without ABS.
- If you would like to suddenly apply brake, just push the brake pedal down firmly without pumping. Otherwise, the longer braking distance will be required.
- The ABS will not work if vehicle speed is under about 9 km/h. This depends on the road conditions.

Vibration and Sound during ABS Operation

When strongly depressing the brake pedal, you might feel vibration of the brake pedal, the steering wheel, and the vehicle body. This is due to ABS operation, and does not indicate a malfunction; continue strongly depressing the brake pedal at this time.

NOTE:

Immediately after starting the engine and beginning to drive, you might temporarily hear a motor sound. This means that the systems are in self-check mode. This sound does not indicate a malfunction.


Tyres

⚠ WARNING

ABS detects each wheel rotation speed via a sensor. If tyres or wheels other than those specified in the owner's manual are used for size, type, tread pattern, or if worn conditions of tyres are different, the correct wheel rotation speed cannot be detected and ABS will not work properly. This may result in an accident. When replacing tyres, use the tyres with the size, type, and tread patterns which are specified in this owner's manual. Also, do not use the tyres which are excessively worn.


Situations where ABS may Activate by Chance when Applying Brake

- When driving on slippery roads




69RHS150

- Manholes



69RHS151

- Metal plates in construction zones




69RHS152

- Gravel roads


OPERATING YOUR VEHICLE

- When driving over joints in roads and other height differences



69RHS153

- Joints in roads



69RHS154

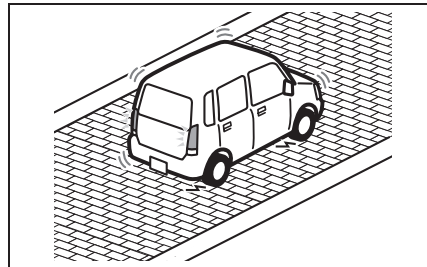
- Height differences in roads

- When driving on rough roads



69RHS155


- Bumpy roads



69RHS156

- Cobblestone

ABS Warning Light



66T030340


If there is a problem in the ABS system with the ignition switch in "ON" position or the engine switch in ON mode, this light will come on.

Braking Assist

This function assists you in applying more force when operating the brake. When sudden braking is applied, the time until the ABS comes into full effect is shortened.

- If you do not depress the brake pedal firmly, braking assist will not operate.
- Brake assist is not a device that provides control beyond the original braking performance.

ADVICE FOR YOUR DRIVING




60G409

When Driving 6-1
Off-road Driving 6-8
Improving Fuel Economy 6-8
Stuck Vehicle 6-9
Precaution for Handling Vehicle 6-10
Running-in 6-14
Catalytic Converter 6-14

ADVICE FOR YOUR DRIVING

When Driving




55RM04002

WARNING

- Wear your seat belts at all times. Even though airbags are equipped at the front seating positions, the driver and all passengers should be properly restrained at all times, using the seat belts provided. Refer to “Seat belts and child restraint systems” section for instructions on proper use of the seat belts.
- Never drive under the influence of alcohol or other drugs. Alcohol and drugs can seriously impair your ability to drive safely, greatly increasing the risk of injury to yourself and others. You should also avoid driving when you are tired, sick, irritated or under stress.

Start Driving after Carefully Checking the Surrounding Circumstances

Be sure to always fully check the safety of the surrounding circumstances before beginning to drive.



69RHS176

CAUTION

You cannot check the safety of the surrounding circumstances enough only by the 360 view camera, the rear parking sensors and the inside mirror. When moving the vehicle forward or backward, check the safety of the surrounding circumstances by directly checking with your eyes.

Do not Race the Engine, and Do not Avoid Fast Starts and Rapid Acceleration Just after Engine Start

Refer to “Avoid Fast Starts, Rapid Acceleration and Hard Braking” and “Do not Race the Engine” in the “Improving Fuel Economy” section.

Do not Concentrate on a Mobile Phone or Navigation System



55T060040

⚠ WARNING

- Do not operate a mobile phone, etc. while driving. Being distracted by phone operation could lead to an accident.
- Do not operate navigation/audio equipment, etc. while driving. Otherwise, there is the danger of an accident due to being distracted.

Do not Reach Through the Steering Wheel



69RHS178

⚠ WARNING

Reaching through the steering wheel could interfere with steering wheel operation and result in an accident.

Do not Drive with Your Foot on the Brake Pedal

⚠ CAUTION

Driving with your foot resting on the brake pedal could cause brake parts to become worn out more quickly than normal or cause brake components to overheat, making them less effective.

When Depressing the Accelerator Pedal and the Brake Pedal Simultaneously

NOTE:

If you depress both the accelerator pedal and the brake pedal simultaneously while driving, the engine power output may be suppressed.

ADVICE FOR YOUR DRIVING

Do not Shift the Gearshift Lever into “N” (Neutral) while Driving



▲ CAUTION

Do not put the gearshift lever into the “N” (Neutral) position while driving, except in times of emergency, as this disengages engine braking, which could result in an accident.

NOTE:

Non-usage of vehicle for long duration may cause gradual rusting on brake disc surface as it is made of cast iron. This may result in noise/vibration. The same has no bearing on functioning of the vehicle. Regular driving of vehicle may prevent/remove rust, thus reducing the noise and vibration.

What Should You Do in Case of Malfunction or Emergency?

• **Warning light turns on**

Stop immediately in a safe place and take corrective action.

For details, refer to “Warning Lights and Indicators” in the “QUICK GUIDE” section or “Warning and indicator messages” in the “INSTRUMENT CLUSTER”.

• **You feel strong shock from under the floor**

Immediately stop in a safe place and check whether there is brake fluid leakage or fuel leakage, and also check whether there is any abnormality in the exhaust pipe, etc. If any abnormality is found, consult with a Maruti Suzuki authorised workshop.

• **Sudden tyre puncture**

Grasp the steering wheel firmly, carefully apply the brake, slowly reduce speed, and stop in a safe place.

• **You feel that the brake pedal is heavy to use**

Via engine vacuum pressure, the vehicle utilizes a brake booster to reduce the force necessary for depressing the brake pedal. If this engine vacuum pressure decreases, you may feel as if the brakes require more force than usual to depress, but this is not abnormal. Depress the brake pedal as strongly as you need to.

• **Metallic screeching sound is heard from the brakes**

Promptly consult with a Maruti Suzuki authorised workshop. The disk brake pads (Maruti Suzuki genuine parts) are designed to emit a creaking/screeching sound as a function to warn the wear, as they have almost reached usage limit and replacement timing.

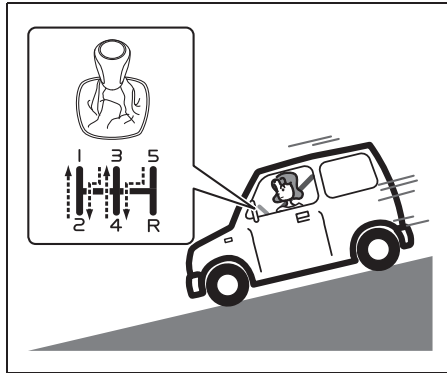
▲ WARNING

The brakes could be losing their ability to function normally, which could result in an accident. If you hear a metallic creaking/screeching sound, do not continue driving.

Use Engine Brake on a Long Downhill Slope

Use engine braking(*) in tandem with regular braking when driving on a long downhill slope. Release the accelerator pedal and shift down according to vehicle speed, release the accelerator pedal and shift down according to vehicle speed.

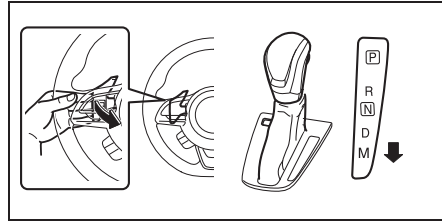
Manual transmission vehicles



55T060010

For manual transmission vehicle, shift down to a lower gear one by one.

6-Speed Automatic transmission vehicles



72RH4025

For 6-Speed automatic transmission vehicle, shift the gearshift lever into "M" (manual mode) first. Then, pull "—" side of the shift paddle to shift down to an appropriate gear position.

*: Engine braking is a braking effect that occurs when you release your foot from the accelerator pedal while driving. The lower the gear, the greater the effect of engine braking becomes.

⚠ WARNING

Continuously depressing the brake pedal could cause the brakes to overheat, possibly rendering them ineffective.

When Side Wind Is Strong




72J20330

At a tunnel exit, on a bridge, or when a large truck passes you, your vehicle might be blown slightly sideways by side wind. Do not panic. Firmly grasp the steering wheel, gradually reduce speed, and regain your intended course.

ADVICE FOR YOUR DRIVING

Drive Slowly on a Slippery Road Surface



59RN06030

⚠ CAUTION

When driving on wet, icy, or snowy roads, etc., refrain from sudden movements, such as sudden starting, acceleration, braking, turning or abrupt engine braking. Otherwise, there is the danger of an accident due to loss of traction.

Do not Drive on Puddles at High Speed



69RHS182

⚠ CAUTION

When driving on puddles or on wet road surfaces at high speed, a thin surface of water is built between the wheels and the road surface, and the wheels may float. This is called as hydroplaning, which leads to a loss of control in the steering wheel and the brakes and possibly results in an accident.

Check Brake Effectiveness after Driving on Puddles or Washing a Vehicle



72J20360

- After verifying the safety of the surroundings, depress the brake pedal several times at low speed and check the brake effectiveness.
- If the brake effectiveness is still poor, depress the brake pedal at low speed gently and repeatedly until the brake effectiveness is fully recovered, to dry the brake equipment.

When Encountering a Flooded Area



61M0075

Avoid driving in a flooded area or a deep puddle. If driving in a flooded area is unavoidable, go slowly in the lowest gear. In case that you have driven in a flooded area, stop the vehicle in a safe and non flooded place while checking the brake effectiveness. Then, ask Maruti Suzuki authorised workshop to check the following inspection items.

- Function of brake
- Function of electrical components
- Changes of oil level and quality for engine, transmission and differential. In case that the oil is turbid whitely, water has been mixed in the oil and an oil change is required.
- Lubricant condition of the bearings, suspension joints, etc.

NOTICE

Avoid driving in a flooded area or a deep puddle. It may cause an engine stall, short in electrical components, engine and transmission damages, etc.

Highway Driving

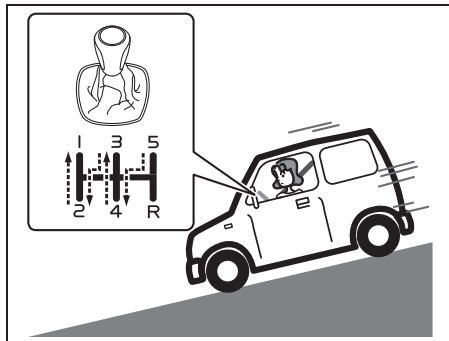
When driving at highway speeds, pay attention to the following:

- Stopping distance progressively increases with vehicle speed. Apply the brakes far enough ahead of the stopping point to allow for the extra stopping distance.
- On rainy days, hydroplaning can occur. Hydroplaning is the loss of direct contact between the road surface and the vehicle's tyres due to a water film forming between them. Steering or braking the vehicle during hydroplaning can be very difficult, and loss of control can occur. Keep speed down when the road surface is wet.
- At high speeds, the vehicle may be affected by side winds. Therefore, reduce speed and be prepared for unexpected buffeting, which can occur at the exits of tunnels, when passing by a cut of a hill, or when being overtaken by large vehicles, etc.

ADVICE FOR YOUR DRIVING

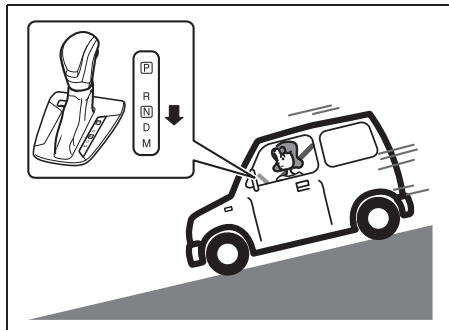
Driving on Hills

Manual transmission vehicles



55T060010

6-Speed Automatic transmission vehicles



66T040010

- When climbing steep hills, the vehicle may begin to slow down and show a lack of power. If this happens, you should shift to a lower gear so that the engine will again be operating in its higher power range. Shift rapidly to prevent the vehicle from losing momentum.
- When driving down a hill, the engine should be used for braking by shifting to the next lower gear.

While moving uphill/ gradient from a standstill condition - For manual transaxle

- Apply the parking brake firmly so that the vehicle does not roll backwards.
- Depress the clutch pedal and shift the gearshift lever to 1st select position.
- Do not slip the clutch.
- When ready to start, press accelerator pedal and slowly release the clutch pedal simultaneously. When the vehicle starts to move, gradually release the parking brake.

WARNING

Do not hold the brake pedal down too long or too often while going down a steep or long hill. This could cause the brakes to overheat, resulting in reduced braking efficiency. Failure to take this precaution could result in loss of vehicle control.

NOTICE

When descending a downhill, Never turn the ignition key to "LOCK" position or press the engine switch to change the ignition mode to "LOCK" (OFF). Emission control system and automatic transmission (if equipped) damage may result.

Off-road Driving

Do not Drive in the Field Covered with Grown Grass



69RHS181

Do not drive in the field covered with grown grass. If you drive in the field covered with grass, it may cause an accident or fire or vehicle damage by getting caught in grown grass.

WARNING

If loose grass, etc. becomes entangled in drive train parts or exhaust pipes, drive train components might become damaged or fire may result.

Improving Fuel Economy

NOTE:

Fuel economy (mileage) of the vehicle may vary due to several factors i.e. driving habits-gear change pattern, usage of A.C, Air pressure in the tyres, wind speed, traffic conditions, fuel quality-non adulterated standard fuel, maintenance of vehicle, road conditions, braking etc.

The following instructions will help you improve fuel economy.

Keep Tyre Pressures Correct

Under-inflation of the tyres can waste fuel due to increased running resistance of the tyres. Keep your tyres inflated to the correct pressure shown on the label on the driver's side door or the driver's door lock pillar.

Keep Weight to a Minimum

The heavier the load is, the more fuel the vehicle consumes. Unload any unnecessary luggage or cargo.

Avoid Excessive idling

If you park your vehicle for more than one minute, stop the engine and start it again later. When warming up a cold engine, do not allow the engine to idle or apply full throttle until the engine has reached operating temperature. Allow the engine to warm up by driving.

Avoid Fast Starts, Rapid Acceleration and Hard Braking

Avoid fast starts

Fast starts away from lights or stop signs will consume fuel unnecessarily and shorten engine life. Start off slowly.

Avoid unnecessary stops

Avoid unnecessary deceleration and stopping. Try to maintain a moderate, steady speed whenever possible. Slowing down and then accelerating again uses more fuel.

Keep a steady cruising speed

Drive at a constant speed that road and traffic conditions will permit.

ADVICE FOR YOUR DRIVING

Do not Race the Engine



69RHS060

Revvng the engine only consumes extra fuel and has no benefit.

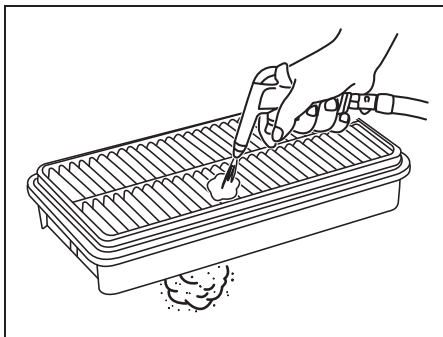
NOTICE

Immediately after starting, the engine is often not yet fully warmed up. Therefore, revving the engine, starting to drive suddenly, or rapid acceleration can cause engine failure.

Drive with an Appropriate Gear for Vehicle Speed

Running the vehicle at a high engine rotation speed by using a low-speed gear will result in poor fuel economy. Use the correct gear according to the vehicle speed.

Keep the Air Cleaner Clean



59RN06050

If the air cleaner is clogged with dust, there will be greater intake resistance, resulting in decreased power output and increased fuel consumption.

Stuck Vehicle

If your vehicle gets stuck in snow, mud or sand, follow the directions below:

- 1) Shift the transmission back and forth between a D" (drive) (or first gear for manual transmission) and reverse.

This will create a rocking motion which may give you enough momentum to free the vehicle. Press gently on the accelerator to keep wheel spinning to a minimum wheel rpm. Remove your foot from the accelerator while shifting. Do not race the engine. Excessive wheel spin will cause the tyres to dig deeper, making it more difficult to free the vehicle.


NOTE:

If your vehicle is equipped with the ESP®, you may have to turn the ESP® system off in order to allow spinning the wheels.

- 2) If your vehicle remains stuck after a few minutes of rocking, we recommend you to consult a Maruti Suzuki authorised workshop or a roadside assistance service. If a towing service is not available in an emergency, your vehicle may be temporarily towed by a towing cable or chain secured to the towing eye either on the front or rear of the vehicle. Refer to "Towing by Using Towing Eye" in the "EMERGENCY SERVICE" section.

⚠ WARNING

- Do not allow anyone to stand near the vehicle when you are rocking it, and do not spin the wheels faster than an indicated 40 km/h on the speedometer. Personal injury and/or vehicle damage may result from spinning the wheels too fast.



55T060070

- In addition to following the driving tips in this section, it is important to observe the following precautions.
 - Check that your tyres are in good condition and always maintain the specified tyre pressure. Refer to “Tyres” in “INSPECTION AND MAINTENANCE” section for details.

(Continued)

⚠ WARNING

(Continued)

- Do not use tyres other than those specified by Maruti Suzuki. Never use different sizes or types of tyres on the front and rear wheels. For information regarding the specified tyres, refer to the tyre information label located on the driver’s door lock pillar.
- Never use oversized tyres or special shock absorbers and springs to raise (jack up) your vehicle. This will change the handling characteristics. Oversized tyres may also rub against the fender over bumps, causing vehicle damage or tyre failure.
- After driving through water, test the brakes while driving at a slow speed to see if they have maintained their normal effectiveness. If the brakes are less effective than normal, dry them by repeatedly applying the brakes while driving slowly until the brakes have regained their normal effectiveness.

NOTICE

Do not continue rocking the vehicle for more than a few minutes. Prolonged rocking can cause engine overheating or transmission damage.

Precaution for Handling Vehicle

Do not Apply Strong Force to Exterior Parts

NOTICE

Do not apply strong force to the body panel, spoiler, front and rear bumper, side skirts, etc. These forces can cause damage to these exterior parts.

Be Careful of Uneven Road Surface

NOTICE

In the following cases, the bumper or the lower part of the vehicle could get damaged. Ensure proper care.

- Entering the areas where there is uneven road surface, such as road shoulder
- Driving on roads with grooves, bumps or potholes

ADVICE FOR YOUR DRIVING

Do not Modify Your Vehicle Illegally



69RHS184

⚠ WARNING

- If you modify your vehicle illegally, there is a danger of a fire or an accident. Illegal modifications might adversely affect handling, performance or durability. Also, this could even violate laws and ordinances.

Do not install unsuitable parts to your vehicle or do not make your own adjustments or wiring.

(Continued)

⚠ WARNING

(Continued)

- Do not use wheels or wheel nuts other than specified Maruti Suzuki genuine products. Doing so could lead to accidents, such as nuts loosening and the wheel coming off while driving. Also, fuel consumption and driving stability could worsen, or it could result in other malfunctions.

NOTICE

- When installing or removing electrical equipment such as radio equipment, navigation, audio equipment or electronic toll control equipment, consult with a Maruti Suzuki authorised workshop. Also, do not operate electrical equipment directly from the battery terminals or connect ground wires directly. Otherwise, there is a danger of hindering the functioning of electronic components, causing fire, malfunction, battery runout, etc.

(Continued)

NOTICE

(Continued)

- Only a troubleshooting device designed for inspection and maintenance for this model can be connected to the vehicle's onboard diagnostics system. Connecting a device other than that specified could hinder the functioning of electronic components and cause battery runout, etc.

When Installing, Removing and Repairing Parts

⚠ WARNING

The SRS airbag system and the seat belt pretensioner system could activate unexpectedly or could be rendered ineffective if the parts that affect their functions are adjusted or arranged. In the following cases, these systems will be adversely affected. Consult with a Maruti Suzuki authorised workshop beforehand.

- When removing the steering wheel and conducting repairs around the steering wheel, etc.
- When conducting repairs around the center console, around the instrument cluster, under the front seats or to electrical wiring
- When installing audio equipment, etc.
- When conducting sheet metal painting or repairs around the dashboard
- When replacing the front seats or conducting repairs around the seats
- Repairs around the front pillar, the back pillar or the roof side
- When conducting repairs around the center pillar
- When conducting repairs around the sun-roof

Be Careful When Placing Accessories



69RHS185

⚠ WARNING

Do not attach accessories to the window glasses. Accessories and suction cups could hinder vision, or a suction cup could act as a lens and cause a fire. Also, if an airbag is activated, such accessories could be ejected outward within the vehicle, possibly resulting in injury.

When Spilling Drinks or Liquids

⚠ WARNING

Do not allow liquids to spill, splash or spray inside the vehicle. The following items could malfunction, or fire could result. In the case of spilling drinks, etc., promptly consult with a Maruti Suzuki authorised workshop.

- SRS airbag system
- Audio equipment
- Electrical parts such as switches and wiring
- Movable parts such as the gearshift lever or seat belt buckles


NOTICE

The sensor of the seat belt reminder is built into the front passenger's seat cushion. If you spill liquid such as soft drinks or juice, the sensor of the seat belt reminder may be damaged. If you spill any liquid on the seat cushion, immediately wipe it with a soft cloth.

ADVICE FOR YOUR DRIVING

When Replacing Engine Oil

Replace engine oil regularly



54M3143

- If the vehicle is normally used, replace the engine oil and filter every 10,000 km or every 12 months, whichever is earlier.
- When the vehicle is used under severe driving conditions, the engine oil and filter replacement is required earlier than the case that the vehicle is normally used.

NOTICE

Observe the periods designed for the engine oil and filter replacement. Degraded oil or clogged filters can cause engine malfunction or abnormal noise. For replacement, consult with a Maruti Suzuki authorised workshop.

Specification and viscosity of engine oil

As performance factors such as fuel consumption depend on the engine oil used, use oil that satisfies the specifications in the following Table 1 and Table 2. Using Maruti Suzuki genuine oil is recommended.

Table 1

Specification		Oil quality
API(*1) / ILSAC(*2)	SP / GF-6	
	SN / GF-5	
	SM / GF-4	
	SL / GF-3	

Table 2

For India

Specification	All vehicles
Viscosity: SAE(*3)	0W-16

Except for India

Specification	All vehicles
Viscosity: SAE(*3)	0W-16, 0W-20, 5W-30

*1: The API standard is determined by the American Petroleum Institute and represents the quality grade of engine oil.

*2: The ILSAC standard is an engine oil standard for automobiles, established by the International Lubricant Standardization and Approval Committee, and is based on the API standard while indicating even higher performance specifications such as for fuel conservation and durability.

*3: SAE viscosity is a standard that determines the viscosity of lubricating oil. The number on the left side (the number with a "W") means the viscosity at low temperature. The smaller this figure is, the stronger the oil resistance to coldness is and the better the engine start capability is. The number on the right side means the viscosity at high temperature. The larger this figure is, the stronger the oil resistance to heat is and the better the engine protection performance is.

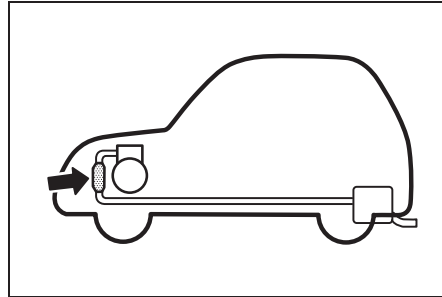
Running-in

NOTICE

The future performance and reliability of the engine depends on the care and restraint exercised during its early life. It is especially important to observe the following precautions during the first 960 km of vehicle operation.

- After starting, do not race the engine. Warm it up gradually.
- Avoid prolonged vehicle operation at a constant speed. Moving parts will break in better if you vary your speed.
- Start off from a stop slowly. Avoid full throttle starts.
- Avoid hard braking, especially during the first 320 km of driving.
- Do not drive slowly with the transmission in a high gear.
- Drive the vehicle at moderate engine speeds.
- Do not tow a trailer during the first 960 km of vehicle operation.

Catalytic Converter



80G106

The purpose of the catalytic converter is to minimize the amount of harmful pollutants in your vehicle's exhaust. Use of leaded fuel in vehicles equipped with catalytic converters is prohibited, because lead deactivates the pollutant-reducing components of the catalyst system.

The converter is designed to last the life of the vehicle under normal usage and when unleaded fuel is used. No special maintenance is required on the converter. However, it is very important to keep the engine properly tuned. Engine misfiring, which can result from an improperly tuned engine, may cause overheating of the catalytic converter. This may result in permanent heat damage to the catalytic converter and other vehicle components.

NOTICE

To minimize the possibility of catalytic converter or other vehicle damage:

- Maintain the engine in the proper operating condition.
- In the event of an engine malfunction, particularly one involving engine misfire or other apparent loss of performance, have the vehicle serviced promptly.
- Do not turn off the engine or interrupt the ignition when the transmission is in gear and the vehicle is in motion.
- Do not try to start the engine by pushing or towing the vehicle, or coasting down a hill.
- Do not idle the engine with any spark plug wires disconnected or removed, such as during diagnostic testing.
- Do not idle the vehicle for prolonged periods if idling seems rough or there are other malfunctions.
- Do not allow the fuel tank to get near the empty level.

ADVICE FOR YOUR DRIVING




59RN06060

⚠ WARNING

Be careful where you park and drive; the catalytic converter and other exhaust components can get very hot. As with any vehicle, do not park or operate this vehicle in areas where combustible materials such as dry grass or leaves can come in contact with a hot exhaust system.

OTHER CONTROLS AND EQUIPMENT



60G407

Heating and Air Conditioning System	7-1
Manual Heating and Air Conditioning System	7-3
Automatic Heating and Air Conditioning System (climate control)	7-8
Radio Antenna	7-15
Installation of Radio Frequency Transmitters	7-15
Audio Function	7-16
Remote Audio Controls (if equipped)	7-16
Suzuki Connect (if equipped)	7-18
Fuel Filler Opening	7-19
Refueling	7-21
Hood	7-22
Sun Visor	7-25
Interior Light	7-26
Accessory Socket	7-30
Drink Holder	7-31
Storage Area	7-33
Assist Grips	7-36
Overhead Console (if equipped)	7-36
Door Pocket	7-37
USB Socket (if equipped)	7-38
Front Seatback Pocket (if equipped)	7-39
Shopping Hook (if equipped)	7-39
Luggage Compartment Cover (if equipped)	7-40
Luggage Compartment Carpet	7-40
Roof Rails (if equipped)	7-41
Sunroof (if equipped)	7-42
Wireless Dock (if equipped)	7-47


OTHER CONTROLS AND EQUIPMENT

Heating and Air Conditioning System

There are two types of heating and air conditioning systems as follows:

- Manual heating and air conditioning system
- Automatic heating and air conditioning system (climate control)

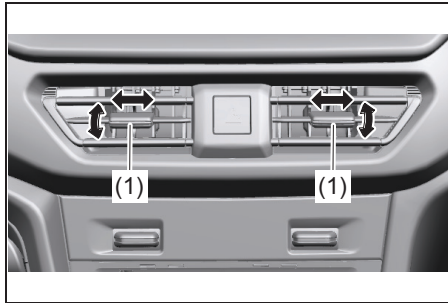
Air Outlet



66T050070

1. Windshield defroster outlet
2. Side defroster outlet
3. Side outlet
4. Center outlet
5. Floor outlet
6. Rear outlet (if equipped)


Center outlet



66T050080

Move the knob (1) vertically or horizontally to adjust the direction of air flow as desired.

Side outlet



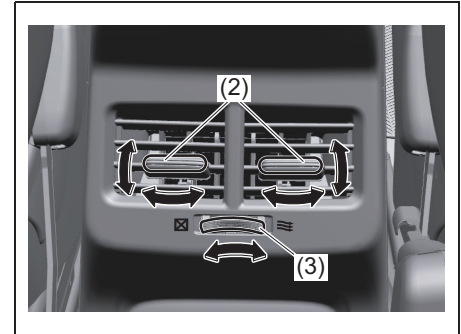
66T050090

Move the knob (1) vertically or horizontally, to adjust the direction of airflow as desired.

NOTE:

For side outlet, if the front door windows are fogged, adjust to direct wind from the side outlets towards the front door windows. This will allow you to remove fog more quickly.

Rear outlet (if equipped)



66T050100

When open, air comes out regardless of the air flow selector position. Move the knob (2) vertically or horizontally, to adjust the direction of air flow as desired. The rear outlet opens when you turn the dial (3) right and closes when you turn it left.

⚠ CAUTION

Prolonged exposure to hot air from the heater or air conditioner could result in low temperature burns. All vehicle occupants, particularly children, the elderly, those with special needs, individuals with delicate skin, and sleeping individuals, should maintain sufficient distance from the air outlets to prevent prolonged exposure to hot airflow.

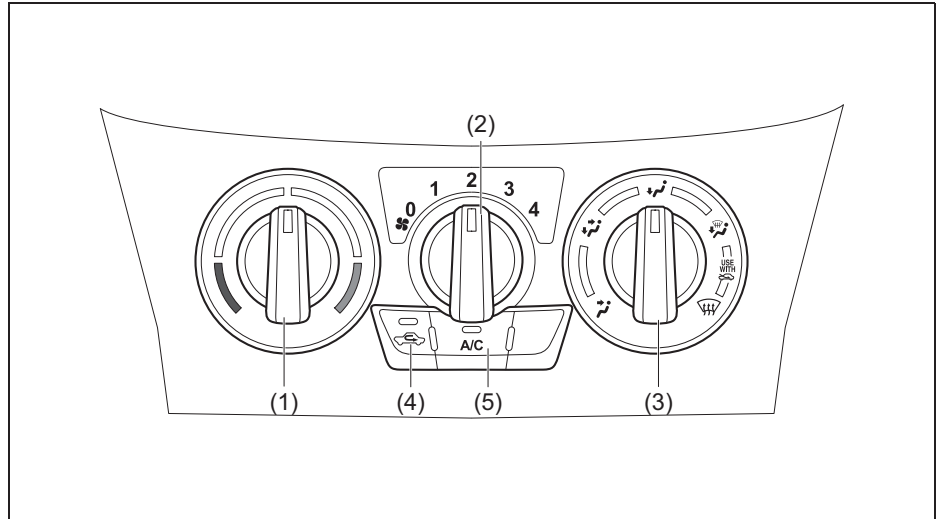
OTHER CONTROLS AND EQUIPMENT

NOTE:

The airflow from the rear outlet can be increased by fully moving the center outlet knob (1) to the inner side.

Manual Heating and Air Conditioning System

Description of Controls



66T050860

- (1) Temperature selector
- (2) Blower speed selector
- (3) Air flow selector
- (4) Air intake selector
- (5) Air conditioning switch

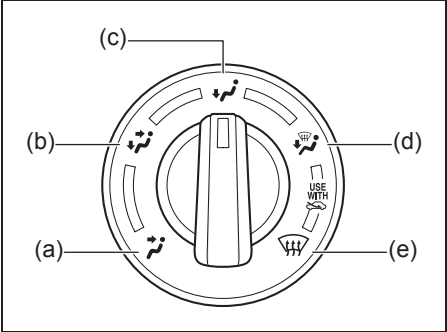
Temperature selector (1)

This is used to select the temperature by turning the selector.

Blower speed selector (2)

This is used to turn on the blower and to select blower speed by turning the selector.


Air flow selector (3)



66T050870

This is used to select one of the functions described below.


Ventilation (a)



66T050880

Temperature-controlled air comes out of the center, side and rear outlets (if equipped).

Bi-level (b)




66T050890

Temperature-controlled air comes out of the floor outlets and cooler air comes out of the center, side and rear outlets (if equipped). When the temperature selector (1) is in the fully COLD position or fully HOT position, however, the air from the floor outlets and the air from the center, side and rear outlets (if equipped) will be the same temperature.

OTHER CONTROLS AND EQUIPMENT


Heat (c)



66T050900

Temperature-controlled air comes out of the floor outlets and the side outlets, also comes out of the windshield defroster outlets and also comes slightly out of the side defroster outlets.


Heat & defrost (d)



66T050910

Temperature-controlled air comes out of the floor outlets, the windshield defroster outlets, the side defroster outlets and the side outlets.

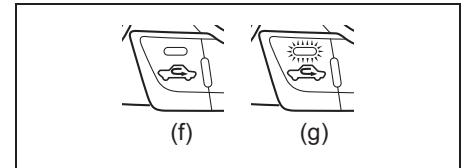
Defrost (e)



66T050920

Temperature-controlled air comes out of the windshield defroster outlets, the side defroster outlets and the side outlets.

Air intake selector (4)



66T050870

This selector is used to select the following modes.

FRESH AIR (f)

When this mode is selected, the indicator light will go off and outside air is used.

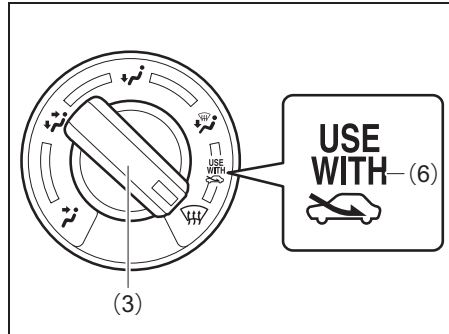
RECIRCULATED AIR (g)

When this mode is selected, the indicator light will come on, outside air is shut out and inside air is recirculated. This mode is suitable when driving through dusty or polluted air such as in a tunnel, or when attempting to quickly cool down the interior or to reduce unwanted odor from entering the vehicle.

“FRESH AIR” and “RECIRCULATED AIR” are switched alternately each time the air intake selector is pushed.

NOTE:

If you select “RECIRCULATED AIR” for an extended period of time, the air in the vehicle may become contaminated. Therefore, you should occasionally select “FRESH AIR”.



66T050940

NOTE:

The mark of “USE WITH” (6)

NOTE: To clear fog on the windshield and/or the side windows quickly, set the air flow selector (4) to “HEAT & DEFROST” or “DEFROST” and air intake selector (3) to “FRESH AIR”. These positioning will clear the fogged windshield and/or the side windows faster than the “RECIRCULATED AIR”.

Air conditioning switch (5)

To turn on the air conditioning system, set the blower speed selector to a position other than off and push in the “A/C” switch. With this “A/C” switch operation, an indicator light will come on when the air conditioning system is on. To turn off the air conditioning system, push the “A/C” switch again.

During operation of the air conditioner, you may notice slight changes in engine speed. These changes are normal, the system is designed so that the compressor turns on or off to maintain the desired temperature.

Lesser operation of the compressor results in better fuel economy.

System Operating Instructions

Natural ventilation

Select VENTILATION and FRESH AIR, the temperature selector to the desired temperature position, and the blower speed selector to off. FRESH AIR will flow through the vehicle during driving.

Forced ventilation

The base settings are the same as for natural ventilation except you set the blower speed selector to a position other than off.

Normal heating (using outside air)

Select HEAT and FRESH AIR, the temperature selector to the desired temperature position and the blower speed selector to the desired blower speed position. Setting the blower speed selector to a higher blower speed position increases heating efficiency

Quick heating (using recirculated air)

The base settings are the same as for normal heating except you select RECIRCULATED AIR. If you use this heating method for an extended period of time, the air in the vehicle can become contaminated and the windows can become misty. Therefore, use this method only for quick heating and change to the normal heating method as soon as possible.

OTHER CONTROLS AND EQUIPMENT

Head cooled/Feet warmed heating

Select BI-LEVEL and FRESH AIR, the temperature selector to the desired temperature position, and the blower speed selector to the desired blower speed position. Unless the temperature selector is in the fully cold position or fully hot position, the air that comes out of the center, side and rear outlets (if equipped) will be cooler than the air that comes out of the floor outlets.

Normal cooling

Set the air flow selector to VENTILATION, the temperature selector to the desired temperature position and the blower speed selector to the desired blower speed position, and turn on "A/C" switch. Setting the blower speed selector to a higher blower speed position increases cooling efficiency.

You can switch the air intake selector to either FRESH AIR or RECIRCULATED AIR as you desire. Choosing RECIRCULATED AIR increases cooling efficiency.

Quick cooling (using recirculated air)

The base settings are the same as for normal cooling except you select RECIRCULATED AIR and the highest blower speed.

NOTE:

- If you select RECIRCULATED AIR for an extended period of time, the air in the vehicle can become contaminated and the windows tend to get misted. There-

fore, you should occasionally select FRESH AIR whenever possible.


- If your vehicle has been left in the sun with the windows closed, it will cool faster if you open the windows briefly while you operate the air conditioner with the air intake selector at FRESH AIR and the blower at high speed.

Dehumidifying

Set the air flow selector to a desired air flow selector position, the temperature selector to the desired temperature position and the blower speed selector to the desired blower speed position. Also select FRESH AIR and turn on "A/C" switch.

NOTE:

Because the air conditioner dehumidifies the air, turning it on will help keep the windows clear, even when blowing heated air using DEFROST or HEAT & DEFROST functions.



66T050950

NOTE:

If you need maximum defrosting:

- select DEFROST and FRESH AIR,
- set the blower speed selector to high,
- adjust the temperature selector to the hot end,
- turn on "A/C" switch, and
- adjust the side outlets so the air blows on the side windows.

Models with ENG A-STOP System (if equipped)

- If the air conditioning performance can no longer perform at a sufficient level due to automatically stopping the engine, press the "ENG A-STOP OFF" switch to deactivate the ENG A-STOP system. (The engine will automatically restart and the air conditioning performance will be restored.)
- If the windshield and/or the driver's side/passenger side door windows are fogged during automatically stopping the engine, stop the ENG A-STOP system and restart the engine. Then, turn the air flow selector (3) to change the air flow to the "Heat & defrost" or "Defrost" position to defog the windows.

Maintenance

If you do not use the air conditioner for a long period, such as during winter, it may not give the best performance when you start using it again. To help maintain optimum performance and durability of your air conditioner, it needs to be run periodically. Operate the air conditioner at least once a month for one minute with the engine idling. This circulates the refrigerant and oil and helps protect the internal components.

If your air conditioner is equipped with air filters, clean or replace them as specified in "Maintenance schedule" in "INSPECTION AND MAINTENANCE" section. Have this job done by a Maruti Suzuki authorised workshop as the lower glove box must be lowered for this job.

NOTE:

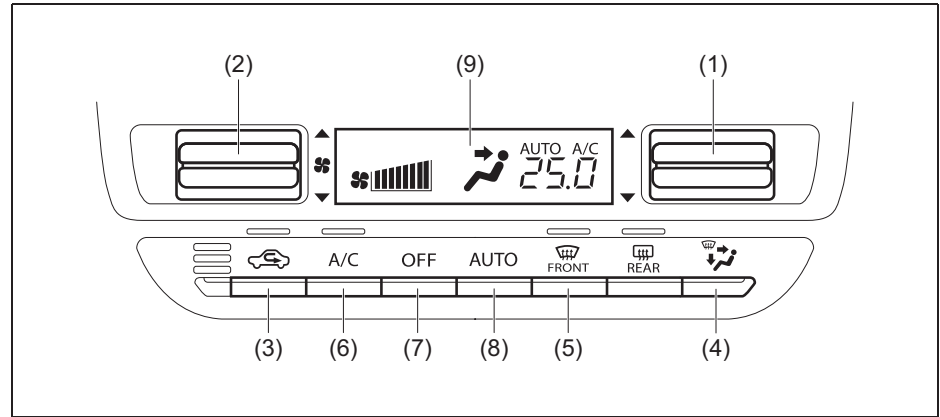
Your vehicle uses the air conditioning refrigerant HFC-134a, commonly called "R-134a". R-134a replaced R-12 around 1993 for automotive applications. Other refrigerants are available, including recycled R-12, but only R-134a should be used in your vehicle.

NOTICE

Using the wrong refrigerant may damage your air conditioning system. Use R-134a only. Do not mix or replace the R-134a with other refrigerants.

Automatic Heating and Air Conditioning System (climate control)

Description of Controls

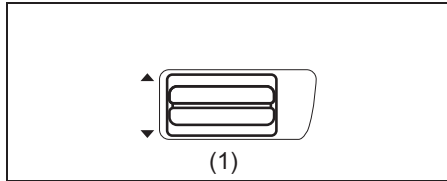


66T050110

- (1) Temperature selector
- (2) Blower speed selector
- (3) Air intake selector
- (4) Air flow selector
- (5) Defrost switch
- (6) Air conditioning switch
- (7) "OFF" switch
- (8) "AUTO" switch
- (9) Display

OTHER CONTROLS AND EQUIPMENT

Temperature selector (1)



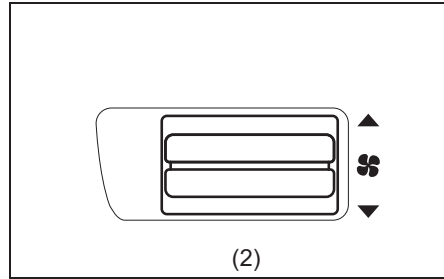
66T050120

Push upper part or lower part of the temperature selector (1) to adjust the temperature. The display (9) shows the selected temperature.

NOTE:

If you push the temperature selector (1) until "HI" or "LO" appears on the display, the climate control system will operate at maximum heating or cooling. The temperature of the air from the outlets may change suddenly while "LO" or "HI" is displayed, but this is normal.

Blower speed selector (2)

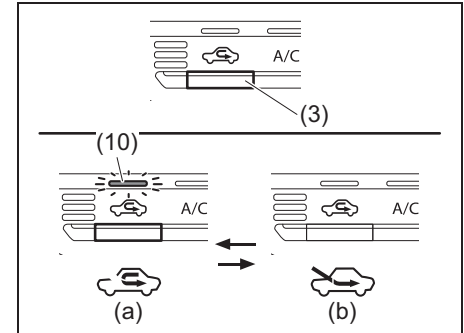


66T050130

The blower speed selector (2) is used to turn on the blower and to select blower speed.

If the "AUTO" switch (8) is pushed, the blower speed will vary automatically as the climate control system maintains the selected temperature.

Air intake selector (3)



66T050140

Push the air intake selector (3) to change between the following modes.

If the "AUTO" switch (8) is pushed, the air intake will vary automatically as the climate control system maintains the selected temperature.

NOTE:

When you select the RECIRCULATED AIR mode, the automatic operation system is deactivated if you push the "AUTO" switch (8).

RECIRCULATED AIR (a)

When this mode is selected, inside air is recirculated. At the same time, the indicator light (10) will turn on. This mode is suitable when driving through an area with polluted air such as a tunnel, or when attempting to quickly cool down the vehicle or to reduce unwanted odor from entering the vehicle.

FRESH AIR (b)

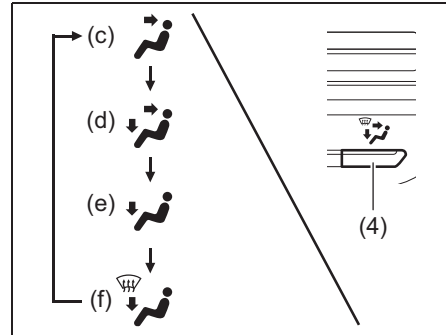
When this mode is selected, outside air is introduced. At the same time, the indicator light (10) will turn off.

The FRESH AIR position (b) and RECIRCULATED AIR position (a) are selected alternately each time the air intake selector is pushed.

NOTE:

If you select the RECIRCULATED AIR position (a) for an extended period of time, the air in the vehicle may become contaminated. Therefore, you should occasionally select the FRESH AIR position (b).

Air flow selector (4)




66T050150

Push the air flow selector (4) to change among the following functions. The indication of the selected mode appears on the display.

If the "AUTO" switch (8) is pushed, the air flow will vary automatically as the climate control system maintains the selected temperature.

Ventilation (c)




66T050160

Temperature-controlled air comes out of the center, side and rear (if equipped) outlets.

OTHER CONTROLS AND EQUIPMENT

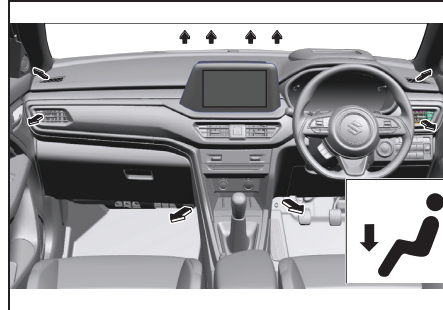
Bi-level (d)



66T050170

Temperature-controlled air comes out of the floor outlets and cooler air comes out of the center, side and rear (if equipped) outlets. When the temperature selector (1) is in the fully COLD position or fully HOT position, however, the air from the floor outlets and the air from the center, side and rear (if equipped) outlets will be the same temperature.


Heat (e)



66T050180

Temperature-controlled air comes out of the floor outlets and the side outlets, also comes out of the windshield defroster outlets and also comes slightly out of the side defroster outlets.

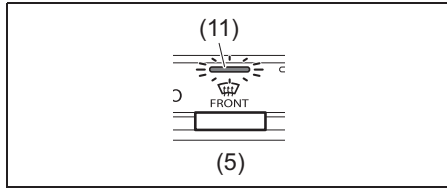
Heat and defrost (f)



66T050190

Temperature-controlled air comes out of the floor outlets, the windshield defroster outlets, the side defroster outlets and the side outlets.


Defrost switch (5)



66T050200

Push the defrost switch (5) to turn on the defroster. At the same time, the indicator light (11) will turn on.

Defrost



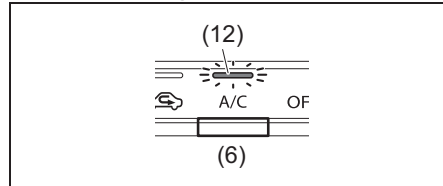
66T050210

Temperature-controlled air comes out of the windshield defroster outlets, the side defroster outlets and the side outlets.

NOTE:

When the defrost switch (5) is pushed to turn on the defroster, the air conditioning system will come on and the FRESH AIR position (b) will be selected automatically. In very cold weather, however, the air conditioning system will not turn on.

Air conditioning switch (6)



66T050220

The air conditioning switch (6) is used to turn on and off the air conditioning system only when the blower is on. Push in the switch to turn on the air conditioning system. At the same time, "A/C" will appear on the display and the indicator light (12) will turn on.

Push in the switch again to turn off the air conditioning system. At the same time, "A/C" will go off and the indicator light (12) will turn off.

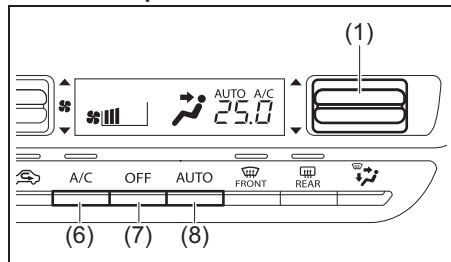
During operation of ENG A-STOP system (if equipped)

- If the air conditioning performance can no longer perform at a sufficient level due to automatically stopping the engine, press the ENG A-STOP OFF switch to deactivate the ENG A-STOP system. (The engine will automatically restart and the air conditioning performance will be restored.)
- If the windshield and/or the driver's side/passenger side door windows are fogged during automatically stopping the engine, stop the ENG A-STOP system and restart the engine. Then, turn the Air flow selector (4) to change the air flow to the HEAT & DEFROST or DEFROST to defog the windows.

OTHER CONTROLS AND EQUIPMENT

System Operating Instructions

Automatic operation



66T050230

You can let the climate control system work automatically. To set the system for fully-automatic operation, follow the procedure below.

- 1) Start the engine.
- 2) Push the "AUTO" switch (8).
- 3) Set the desired temperature by pushing the temperature selector (1).

The blower speed, air intake and air flow are controlled automatically to maintain the set temperature. However, the air flow is not changed to the DEFROST position automatically.

NOTE:

When you select the RECIRCULATED AIR mode, the automatic operation system is deactivated if you push the "AUTO" switch (8).

You can use the air conditioning switch (6) to manually turn the air conditioner on or off according to your preference. When you turn the air conditioning switch off, the climate control system cannot lower the inside temperature below outside temperature.


To turn the climate control system off, push the "OFF" switch (7).

NOTE:


If the "AUTO" on the display blinks, there is a problem in the heating system and/or air conditioning system. You should have the system inspected by Maruti Suzuki authorised workshop.

NOTE:

- To find the temperature at which you are most comfortable, start with the 25°C (75°F) setting.
- If you push the temperature selector (1) until "HI" or "LO" appears on the display, the climate control system will operate at maximum heating or cooling and the blower will run at full speed.
- To avoid blowing cold air in cold weather or hot air in hot weather, the system will delay turning on the blower until warmed or chilled air is available.
- If your vehicle has been left in the sun with the windows closed, it will cool faster if you open the windows briefly.
- Even under the automatic operation, you can set individual selectors to the manual mode. The manually selected functions are maintained, and the other functions remain under automatic operation.
- If the windshield and/or the front door windows are fogged, push the defrost switch (5) to turn on the defroster, or push the air flow selector (4) to change the air flow to the heat and defrost position (f) to defog the windows.
- To return the blower speed selector (2), air intake selector (3), and air flow selector (4) to automatic operation, push the "AUTO" switch (8).



66T050240




66T050250

Be careful not to cover the interior temperature sensor (13) located on the climate control panel, or the solar sensor (14) located at the top of the driver's side dashboard. These sensors are used by the automatic system to regulate temperature.

Manual Operation

You can manually control the climate control system. Set the selectors to the desired positions.



66T050260

NOTE:

If you need maximum defrosting, take the following procedure:

- 1) Push the defrost switch (5) to turn on the defroster (the air conditioning system will come on and the FRESH AIR position (b) will be selected automatically).
- 2) Set the blower speed selector to HIGH.
- 3) Adjust the temperature selector to the "HI" indication on the display.
- 4) Adjust the side outlets so the air blows on the side windows.

Maintenance

If you do not use the air conditioner for a long period, such as during winter, it may not give the best performance when you start using it again. To help maintain optimum performance and durability of your air conditioner, it needs to be run periodically. Operate the air conditioner at least once a month for one minute with the engine idling. This circulates the refrigerant and oil and helps protect the internal components.

If your air conditioner is equipped with air filters, clean or replace them as specified in "Maintenance schedule" in "INSPECTION AND MAINTENANCE" section. Have this job done by a Maruti Suzuki authorised workshop as the lower glove box must be lowered for this job.

NOTE:

Your vehicle uses the air conditioning refrigerant HFC-134a, commonly called R-134a. R-134a replaced R-12 around 1993 for automotive applications. Other refrigerants are available, including recycled R-12, but only R-134a should be used in your vehicle.

NOTICE

Using the wrong refrigerant may damage your air conditioning system. Use R-134a only. Do not mix or replace the R-134a with other refrigerants.

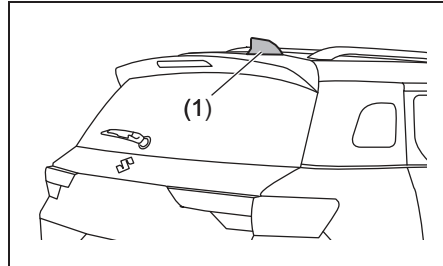
OTHER CONTROLS AND EQUIPMENT

How to Use Air Conditioning System Effectively

Parking under the blazing sun

After parking for a long time under the blazing sun, the interior temperature can become very high. Use the air conditioning system, with the windows or doors opened to ventilate the interior.

Radio Antenna



66T050270

(1) Radio antenna

Installation of Radio Frequency Transmitters

We recommend that you always ask a Maruti Suzuki authorised workshop about frequency band, max output power, antenna position at vehicle and specific conditions for installation and/or use before installing a radio transmitter in your vehicle. Such equipments may cause the electronic control system to malfunction if they are incorrectly installed or they are not suited for the vehicle.

NOTICE

Improper installation of mobile communication equipment such as cellular telephones, CB (Citizen's Band) radios or any other wireless transmitters may cause electronic interference with your vehicle's ignition system or any other electrical systems resulting in vehicle performance problems. Consult a Maruti Suzuki authorised workshop for advice.

Audio Function

When Using Audio System with Appropriate Volume not to Disturb Safe Driving

- When playing music or other audio, if a mobile phone is used inside or nearby the vehicle, noise may be heard from the speakers. This does not indicate a malfunction.
- Navigation and audio equipment may not function properly if they are interfered with unauthorized radio waves.
- For further information about the features of the navigation or audio equipment, refer to the instruction manuals.

NOTE:

Due to poor quality of FM/AM signal, some disturbance/noise may be heard from speakers. It is recommended to switch off the tuner system to prevent the said disturbance/noise in the speaker.

Remote Audio Controls (if equipped)

Controlling basic functions of the audio system is available using the switches on the steering wheel.

The remote audio switches are available when the engine switch is in ACC or ON mode.

- For operation of an audio system or a navigation system, refer to the supplementary manual, provided along with it.
- The operating procedure may be different depending on an audio system or a navigation system.

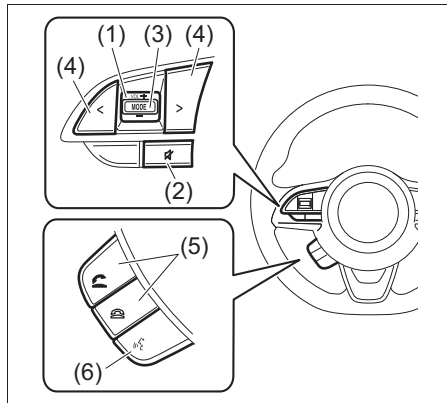
⚠ WARNING

**If you operate the navigation or audio equipment, you may be distracted by them, resulting in an accident.
Do not operate the navigation or audio equipment while driving.**

NOTICE

**While the engine is stopped, using the navigation or audio equipment for a long period of time may cause the lead-acid battery to run out.
Do not use the navigation or audio equipment for a long period of time while the engine is stopped.**

OTHER CONTROLS AND EQUIPMENT



- (1) Volume switch
- (2) Mute switch
- (3) "MODE" switch
- (4) Select switch
- (5) Hands-free switch
- (6) Voice recognition switch

Volume Switch (1)

You can adjust volume with this switch.

- To increase the volume, press "+" side.
- To decrease the volume, press "-" side.
- The volume will continue to increase or decrease until this switch is released.

Mute Switch (2)

To mute this sound, press the switch (2).

"MODE" Switch (3)

Every time you press this switch, the audio modes such as radio, etc. will be switched in order.

Depending on a navigation system or an audio systems, you can turn on the system by pressing this switch, even when the equipment itself is turned off.

Select Switch (4)

Every time you press this switch, you can select broadcast station or music according to your preference, along with the currently selected mode.

Hands-free Switch (5)

You can use this switch for the equipment which has the hands-free function. To use the function, you need to set up for the equipment. Refer to the supplementary manual for details.

Voice Recognition Switch (6)*

You can use this switch for the equipment which has the voice recognition function. To use the function, you need to set up for the equipment. Refer to the supplementary manual for details.

*: When using Apple CarPlay® or Android Auto™ on infotainment system

Apple CarPlay® may not be available in your country or region.

For details about Apple CarPlay®, visit the following site:

<http://www.apple.com/ios/carplay>

Android Auto™ may not be available in your country or region.

For details about Android Auto, please refer to the Google support site:

<http://support.google.com/androidauto>

Suzuki Connect (if equipped)

Suzuki Connect is an advanced Telematics solution that offers Connected car features related to Vehicle Alerts & Notifications, Safety & Security, Trips & Location & Remote Vehicle Operation.

Refer to *MARUTI SUZUKI* website for below details:

1. Feature & Vehicle applicability
2. Terms & Conditions
3. FAQs
4. Suzuki Connect App Manual
5. Help & Contact us
6. Suzuki Connect Alexa Skill Manual

Remote AC (if equipped)

Allows you to set cabin temperature remotely to desired level (18 - 32 Celsius degree) for 10 minutes while starting Vehicle Engine. You can remotely stop Remote AC anytime within 10 minutes of Remote AC ON Request success. Additionally, you can set Defroster & Rear Defogger ON/OFF. This remote request shall be authenticated through preset mPIN (Mobile PIN) after consent is given by customer.

Modes of operation

This feature can be operated from three modes:

- Suzuki Connect Application
- Smart Watch
- Suzuki Connect skill for Amazon Alexa

Operating conditions

Remote AC ON request shall be processed when all of following operational conditions are met:

- Ignition is OFF
- Parking brake is engaged
- All doors are locked properly
- Hood is closed properly
- Brake Pedal is not depressed
- Gearshift lever is in "P" (Park) position
- Key FOB is not detected in the vehicle
- Steering lock is engaged
- Vehicle is parked in good cellular network area
- It has been less than 9 days since last ignition OFF
- No Malfunction present in vehicle before ignition OFF

Terminating conditions

Remote AC ON request shall be terminated when any of following conditions is met:

- Telematics device is unable to communicate with vehicle (No network location)
- Battery voltage is low
- Any Doors, hood, or trunk is opened
- Key FOB is detected inside the vehicle
- When the vehicle is in motion or in IG-ON/EG-ON status
- When the brake is applied
- Gearshift is in position other than "P" Park position.
- When there is a problem with the air conditioner (malfunction of AC) or any

- Pressing the engine switch
- When the engine is stalled

WARNING

- **Accumulation of poisonous exhaust gases in enclosed area may lead to serious health issues and death in worst cases, Kindly ensure that**
 - There are no passengers in the vehicle before usage of this feature
 - Park Vehicle in the areas where you can safely use this feature
 - Avoid usage in enclosed places like garage, multi-level car parking, etc.
 - Make sure that the ventilation opening and muffler are not blocked before use
- **There is high risk of fire accident due to high temperature exhaust gases when flammable materials are surrounded by car. Kindly ensure that no flammable material (such as oil or dry leaves) are nearby the vehicle and Vehicle is not covered with body cover.**

(Continued)

OTHER CONTROLS AND EQUIPMENT

⚠ WARNING

(Continued)

- Never use this function when there are passengers in the car. Remote AC ON creates anxiety, panic or discomfort in passengers inside car, due to sudden Engine ON/OFF & change in cabin temperature.
- Never use this feature while the vehicle is under inspection or maintenance at service center or at a gas station. Sudden start of engine during maintenance can be a safety hazard for the technician working on the vehicle or for you

⚠ CAUTION

- Following operations may get activated due to Remote AC ON feature:
 - Wipers get activated if left in ON condition
 - Audio may turn on
- Desired temperature may not be achieved when any of windows is opened.

NOTICE

- Do not use this function on public roads.
- Depending on where you live, idling may be prohibited or restricted by an ordinance, so please check it before use.
- Use the feature only when essential and ready to board on your journey for effective fuel efficiency.

NOTE:

- Application services are subject to change. It is recommended to install the latest updates from Google Play/Apple App store for optimal experience.
- Application functioning is subject to network availability & also depends on Smartphone hardware & OS performance.
- Amazon, Alexa and all related logos are trademarks of Amazon.com, Inc. or its affiliates.

The communication device equipped with your vehicle includes free/open source software.

The license information and/or source code for free/open source software is available at the following URL:

<https://www.denso-ten.com/support/source/oem/sg1/>


Fuel Filler Opening

Make sure to read “Refueling” in this section.

⚠ WARNING

Be sure to observe the following points when refueling. Otherwise, gasoline may catch a fire from fuel and it may cause a fire.

- Always stop the engine first.
- Close all the doors and windows when refueling.
- As gasoline is highly flammable, open sparks such as lit cigarettes are strictly prohibited.



66T050680

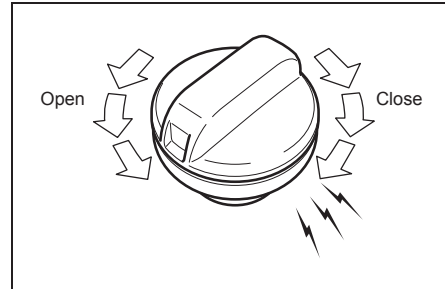
Fuel Filler Door



66T050290

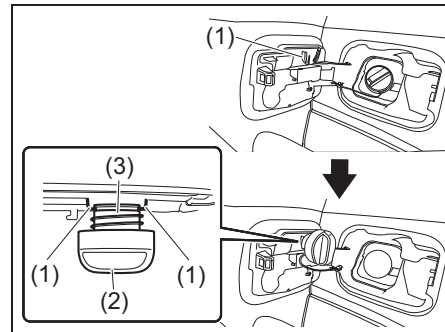
A fuel filler door is located on the left rear side of the vehicle. The fuel filler door can be unlocked by pulling up the opener lever (1) located on the outboard lower side of the driver's seat and locked by simply closing the door.

Fuel Filler Cap



66T050300

- To open the fuel filler cap, turn it counter-clockwise.
- To close the fuel filler cap, turn it clockwise until you hear more than 2 clicks.



66T050310

NOTE:

The cap holder (1) holds the fuel filler cap (2) by hooking the groove (3) when refueling.

⚠ WARNING

- If you open the fuel filler cap suddenly, fuel may be under pressure and may spray out. Loosen the fuel filler cap slowly. After air deflating sound stops, open the fuel filler cap.
- If fuel spills out, an accident such as a fire may occur. Also, if you leave spilled fuel as it is, it may cause paint staining, discoloration or cracking. Be careful not to spill out fuel. If you spill it out, wipe it off with a soft cloth.
- If the fuel filler cap is not closed securely, it may cause fuel leakage or a fire. After refueling, close the fuel filler cap until you hear more than 2 clicks.
- If you use the fuel cap other than a genuine Maruti Suzuki cap, it may cause fuel leakage. Do not use the fuel cap other than a genuine Maruti Suzuki cap.

OTHER CONTROLS AND EQUIPMENT

Refueling

Watch Out for Fire



66T050320

⚠ WARNING

Be sure to observe the following points when refueling. Otherwise, gasoline may catch a fire from fuel and it may cause a fire.

- Always stop the engine first.
- Close all the doors and windows when refueling.
- As gasoline is highly flammable, open sparks such as lit cigarettes are strictly prohibited.

When Refueling at a Self-service Gas Station

⚠ WARNING

When refueling at a self-service gas station, be sure to observe the following points.

- If substantial static electricity is accumulated within your body, a spark could ignite fuel vapors and possibly cause burns. Before opening the fuel filler cap, discharge any static electricity* that might have accumulated in your body, by touching a metal part of the vehicle body or the gas pump machine. In addition, do not re-enter the vehicle while refueling, as static electricity could be charged to your body again.
- Do not allow others who have not discharged their static electricity to come close to the fuel filler opening.

*Take special care when air is dry, as this can cause your body to become charged with static electricity more easily. In addition, wearing layers of clothing can generate static electricity due to the friction of the fibers.

(Continued)

⚠ WARNING

(Continued)

- If you open the fuel filler cap suddenly, fuel may be under pressure and may spray out. Loosen the fuel filler cap slowly. After air deflating sound stops, open the fuel filler cap.
- If you do not insert the fuel filler nozzle securely into the fuel filler opening, fuel may spill out. Insert the fuel filler nozzle securely into the fuel filler opening until it stops.
- Pull the gas pump filler nozzle lever until it stops.

(Continued)

⚠ WARNING

(Continued)



69RHS070

- If you continue to refuel after the automatic stop to top up the tank, fuel could overflow. When the automatic stop function of gas pump filler nozzle is activated, stop refueling.

*Depending on the type of gas pump machine being used, the automatic stop function could activate early and refueling might not be possible. Please follow the instructions of the employees at the gas station.

(Continued)

⚠ WARNING

(Continued)

- If fuel spills out, an accident such as a fire may occur. Also, if you leave spilled fuel as it is, it may cause paint staining, discoloration or cracking. Be careful not to spill out fuel. If you spill it out, wipe it off with a soft cloth.
- If the fuel filler cap is not closed securely, it may cause fuel leakage or a fire. After refueling, return the fuel filler nozzle to its original position and close the fuel filler cap until you hear more than 2 clicks.
- Fuel contains substances harmful to the human body. Do not breathe in vaporized fuel.
- In addition, be sure to observe all the warnings posted at the gas station.

Use Unleaded Gasoline Only

NOTICE

Using leaded gasoline, low-quality gasoline or other types of fuel (such as alcohol and diesel oil) can cause harmful effects to the engine and fuel delivery system.
Do not use fuel other than unleaded gasoline.

Hood

⚠ WARNING

- As the hood is heavy, if a child tries to open or close it, the child may get injured. Do not allow a child to open or close the hood.
- As the engine compartment becomes hot, it may cause burns. When opening the hood, do not allow a child to come close to the hood.
- If you leave any tool or cloth in the engine compartment, it may cause a malfunction. Also, as the engine compartment becomes hot, it may result in vehicle fire. Do not leave any tool or cloth for inspection or cleaning in the engine compartment.

⚠ CAUTION

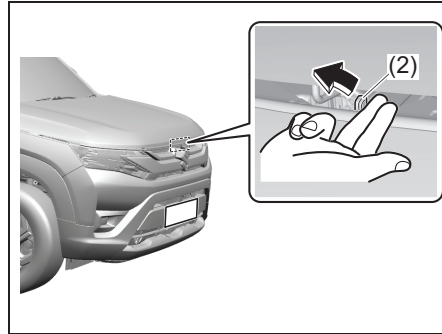
If you come close to a running drive belt or a cooling fan (radiator fan), hands, hair, clothing, etc. may be caught and you may get injured. When the engine is running, keep away from the drive belt or the cooling fan (radiator fan).

OTHER CONTROLS AND EQUIPMENT

Opening the Hood



- 1) Pull up the hood release lever (1) located under the driver's side instrument panel in the outboard position. This will disengage the hood lock halfway.



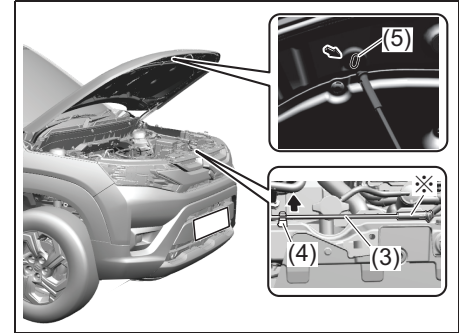
- 2) Push the under-hood release lever (2) sideways with your finger, as shown in the illustration. While pushing the lever, lift up the hood.

CAUTION

The under-hood release lever can be hot enough to burn your finger while the engine is running or right after the engine stopped. If you try to open the hood while the engine is running or right after the engine stopped, touch the under-hood release lever after it becomes cool enough.

NOTICE

If you lift up the hood with the wiper arms raised, the wiper arms and the hood may get damaged. Do not lift up the hood with the wiper arms raised.



- 3) While holding the hood, pull the prop rod (3) out from the holding clip (4), and then insert the end of the rod into the designated hole (5).

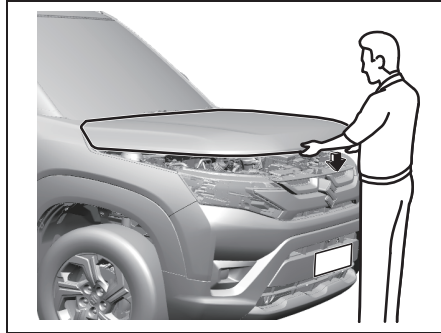
⚠ CAUTION

- The prop rod can be hot enough to burn your finger while the engine is running or right after the engine stopped. If you would like to use the prop rod while the engine is running or right after the engine stopped, touch the prop rod after it becomes cool enough.
- If the prop rod slips out, you may get caught in the closing hood. Insert the end of the prop rod into the hole securely.
- The prop rod may slip out when the hood is blown by wind. If this occurs, you may get caught in the closing hood. Be very careful when you open the hood on a windy day.

NOTE:

When you pull out the prop rod from the holding clip, hold the ※ part.

Closing the Hood



66T050360

- 1) Lift up the hood slightly and remove the prop rod from the hole. Put the prop rod back into the holding clip.
- 2) Lower the hood to about 20 cm above the hood latch, and then let it drop down. Check that the hood is securely latched after closing.

⚠ CAUTION

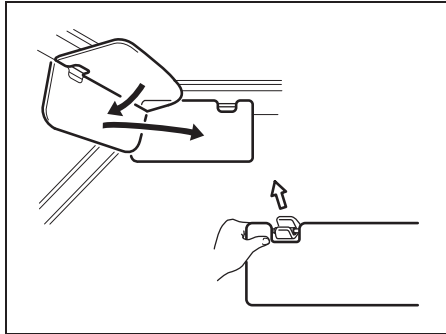
When closing the hood, the occupant's body such as hands may get caught in the hood and get injured. Also, pushing on the hood from the top may damage it. When closing the hood, check that no part of the occupant's body such as hands is in the path of the hood.

⚠ WARNING

If the hood is not fully closed, it can fly up unexpectedly during driving, obstructing your view and resulting in an accident. Check that the hood is fully closed and latched before driving.

OTHER CONTROLS AND EQUIPMENT

Sun Visor



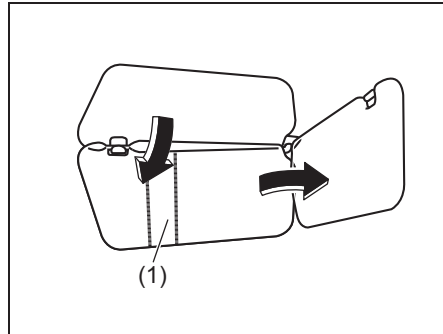
77PH004

The sun visors can be pulled down to block glare coming through the windshield, or they can be unhooked and turned to the side to block glare coming through the side window.

NOTICE

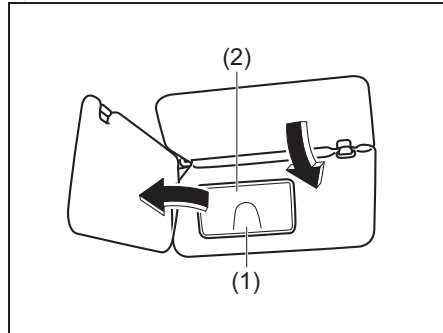
When unhooking and hooking a sun visor, be sure to handle it by the hard plastic parts or the sun visor can be damaged.

Card Holder (if equipped) Type A



67LH064

Type B



82PH012

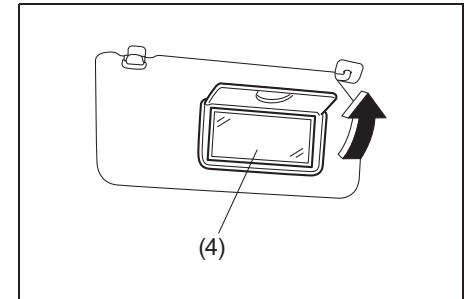
- (1) Card holder
- (2) Mirror cover

You can put a card in the card holder (1) on the back of the sun visor if equipped with ticket holder.

NOTICE

If you park your vehicle outdoors in direct sunlight in hot weather, the inside of the vehicle will become hot. The heat may distort or crack a card. When you park your vehicle outdoors in direct sunlight or in hot weather, do not leave plastic cards in the card holder.

Vanity Mirror (if equipped)



66T050380

- (3) Vanity mirror

To use the vanity mirror (4) on the back of the sun visor, pull up the mirror cover (2).

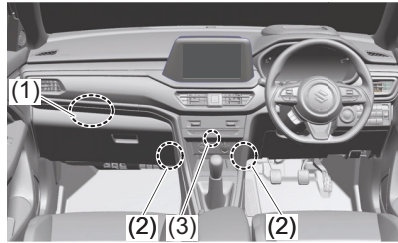
⚠ WARNING

- If you use the vanity mirror while driving, you may lose control of the vehicle, resulting in an accident. Do not use the vanity mirror while driving.
- Do not place any object on the location where an airbag is stored or come close to the location where an airbag is stored, when using a vanity mirror. Doing so may cause the airbag to deploy and cause serious injury due to the impact of airbag.
- When using the vanity mirror, do not move too close to a front airbag location or lean against it. If the front airbag is accidentally inflated, it could hit you hard.

Interior Light

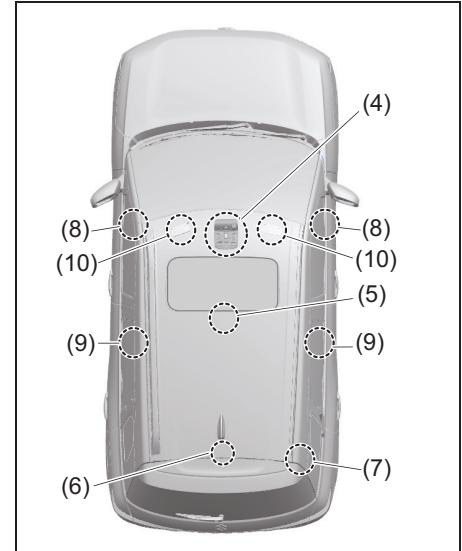
NOTICE

If you turn on the interior light for a long time with the engine stopped, the lead-acid battery may discharge. Do not turn on the interior light for a long time with the engine stopped.



66T050400

- (1) Glove box light (if equipped)
- (2) Footwell lights (if equipped)
- (3) Center console ambient light (if equipped)



66T050410

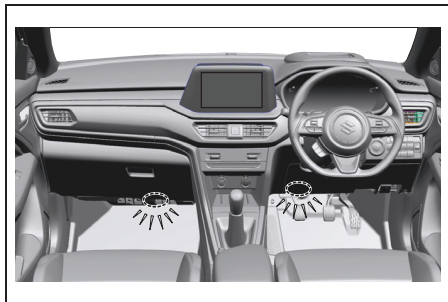
- (4) Front (if equipped)
- (5) Center (if equipped)
- (6) Rear (if equipped)
- (7) Luggage compartment (if equipped)
- (8) Front door ambient light (if equipped)
- (9) Rear door ambient light (if equipped)
- (10) Vanity mirror light (if equipped)

OTHER CONTROLS AND EQUIPMENT

Glove box light (if equipped) (1)

Refer to “Glove box” in this section.

Footwell lights (if equipped) (2)



66T050420

A footwell light is provided in the leg space in front of each front seat. The light comes on when the door is opened. After closing all doors, the light will remain on for about 15 seconds and then fade out. If you turn the ignition switch to “ACC” or “ON” position or press the engine switch to change the ignition mode to “ACC” or “ON” during this time, the light will start to fade out immediately.

With Ambient light:

The light comes ON when you unlock / open the door and remains ON for about 15 minutes if door is kept open.

With ignition “OFF”, if you close all doors, the light will remain ON for 15 seconds and then fades out.

With ignition “ON”, the light will remain ON unless you switch it OFF.

With ignition “ON” and Headlamp ON, lamp intensity reduces, you can further adjust the brightness as per your need.

NOTE:

- You can change the footwell lights operation via the information display. Refer to “Information Display” in the “INSTRUMENT CLUSTER” section.
- The light will automatically be turned off to prevent the lead-acid battery from discharging when all of the following conditions are simultaneously met for 15 minutes or more:
 - The ignition switch is in the “LOCK” position, or the ignition mode is LOCK (OFF).
 - If footwell lights setting mode is in lighting control mode and headlamp or position lamp is off.
 - If any door is open.

Center console ambient light (if equipped) (3)



66T050460

A center console ambient light is provided in the center console.

The light comes ON when you unlock/open the door and remains ON for about 15 minutes if door is kept open.

With ignition “OFF”, if you close all doors, the light will remain ON for 15 seconds and then fades out.

With ignition “ON”, the light will remain ON unless you switch it OFF.

With ignition “ON” and Headlamp ON, lamp intensity reduces, you can further adjust the brightness as per your need.

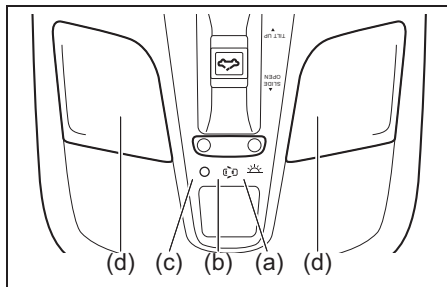
NOTE:

- You can change the center console ambient light operation via the information display. Refer to “Information Dis-

play” in the “INSTRUMENT CLUSTER” section.

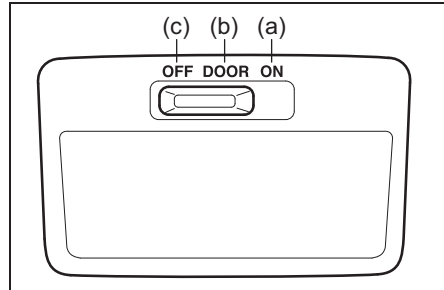
- The light will automatically be turned off to prevent the lead-acid battery from discharging when all of the following conditions are simultaneously met for 15 minutes or more:
 - The ignition switch is in the “LOCK” position, or the ignition mode is LOCK (OFF).
 - If center console ambient light setting mode is in lighting control mode and headlamp or position lamp is off.
 - If any door is open.

Front (if equipped) (4)



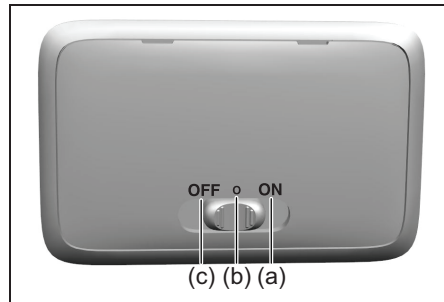
66T050430

Center (if equipped) (5)



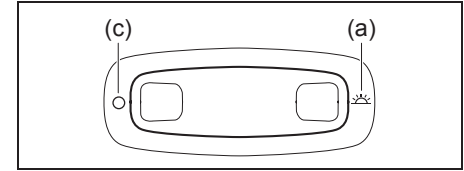
66T050450

Rear (if equipped) (6)



66T050440

Vanity Mirror Light (if equipped) (10)



82PH014

These light switches have three or four positions which function as described below:

ON (a)

- The light comes on and stays on regardless of whether the door is open or closed.
- To save the battery, the light will be automatically turned off when a period of 15 minutes has elapsed after the light is on.

DOOR (b)

- The light comes on when the door is opened. After closing all doors, the light will remain on for about 15 seconds and then fade out. If you insert the key, or press the engine switch to change the ignition mode to ACC or ON during this time, the light will start to fade out immediately. After removing the key from the ignition switch, the light will turn on for about 15 seconds and then fade out.
- Regardless of whether the door is open or closed, the light comes on 15 seconds and then fade out when the ignition mode is changed to LOCK (OFF) or the

OTHER CONTROLS AND EQUIPMENT

ignition switch is turned to the "LOCK" position.

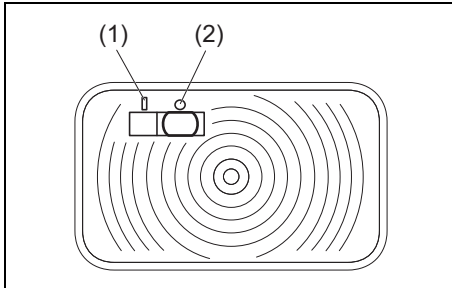
OFF (c)

The light remains off even when the door is opened.

SPOT LIGHT (d)

- When the light switch is in the DOOR or OFF position, push the switch to turn on the light and push it again to turn off the light.


Luggage Compartment Light (if equipped) (7)



68PM00510

When you open the tailgate with the luggage compartment light switch in the "ON" position (1), the light comes on for about 15 minutes.

When the luggage compartment light switch is in the "OFF" position (2), the light remains off regardless of whether the tailgate is open or close.




66T050470

NOTE:

The number of doors involved in the lighting operation of the interior light depends on the vehicle specification. If there is a switch (rubber protrusion) at the door opening as shown, the door is involved in the lighting operation. The tailgate is also involved in this operation even without the rubber protrusion.


Front / Rear Door Ambient Light (if equipped) (8) (9)

Front (Driver's seat side)



66T060450

Front (Passenger's seat side)



66T050480

A door ambient light is provided for illuminating the door inside the vehicle. The light comes ON when you unlock / open the door and remains ON for about 15 minutes if door is kept open.

With ignition "OFF", if you close all doors, the light will remain ON for 15 seconds and then fades out.

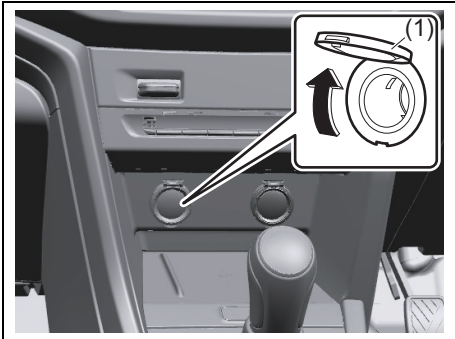
With ignition "ON", the light will remain ON unless you switch it OFF.

With ignition "ON" and Headlamp ON, lamp intensity reduces, you can further adjust the brightness as per your need.

NOTE:
You can change the door ambient light operation via the information display. Refer to "Information Display" in the "INSTRUMENT CLUSTER" section.

Accessory Socket

Center console



66T050500

Floor Console (if equipped)



55T070540

The accessory socket will work when the ignition switch is in "ACC" or "ON" position

or the engine switch is in ACC or ON mode.

This socket can be used to provide 12 volt/ 120 watt/10 ampere power for electrical accessories. Check that the rubber cap remains on the socket when the socket is not in use.

When using the accessory socket, open the rubber cap (1).

⚠ WARNING
When the accessory socket is not in use, closed the rubber cap. If any foreign material enters the accessory socket, it may cause a malfunction or short circuit.

OTHER CONTROLS AND EQUIPMENT

NOTICE

- To prevent the fuse from being blown, when using sockets at the same time, do not exceed the total combined power capacity of 12 volt/120 watt/10 ampere.
 - Use of inappropriate electrical accessories can cause damage to your vehicle's electrical system. Check that any electrical accessories you use are designed to plug into this type of socket.
 - Check that the cap remains on the socket when the socket is not in use.
 - When the ignition switch is in "LOCK" position or the ignition mode to LOCK (OFF) during using the accessory socket, the following accidents may occur;
 - the audio or navigation system does not turn off.
 - the keyless entry system does not work, etc.
- If they occur, disconnect the item from the accessory socket and check whether the electrical equipments work properly.
If the problem persists, ask a Maruti Suzuki authorised workshop to have the system inspected.

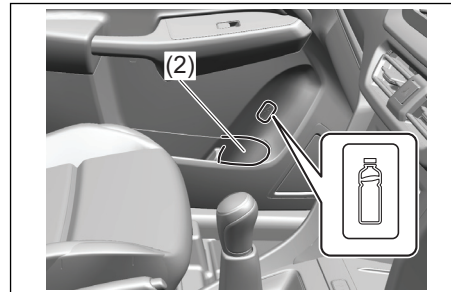
Drink Holder Floor console



66T050560

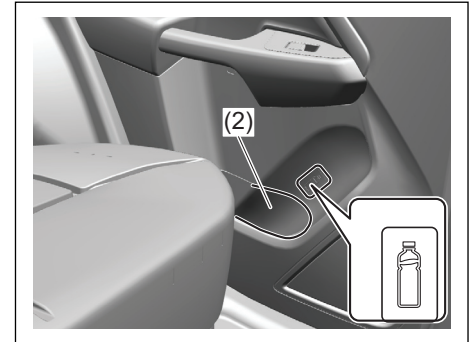
(1) Floor console drink holder

Door Front



66T050570

Rear




66T050580

(2) Bottle holder

NOTE:

Maruti Suzuki recommends to use maximum 1 liter capacity of bottle.

Rear Seat Armrest



66T010063

(3) Rear seat armrest drink holder

The rear armrest is stowed in the center of the seatback. Tilt it down forward to use.

⚠ WARNING

- If the seat belt is obstructed by any part of the armrest when fastened, it cannot provide the intended protection. After fastening the seat belt, always check that the armrest is not interfering with the belt.
- In an accident or sudden stop, the rear seat armrest could fall forward. If there is a child in a rearward facing child restraint in the rear center seating position, the falling armrest could injure the child. Do not install a rearward facing child restraint in the rear center seating position.

NOTICE

To avoid damage to the armrest, do not lean on it or allow a child to sit on it.

⚠ WARNING

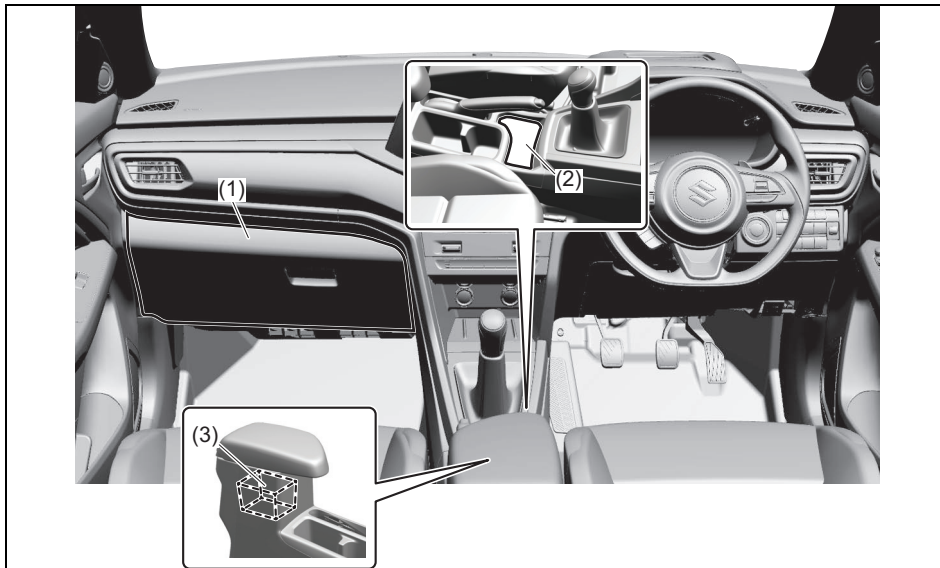
- Be careful and use a lid for a drink not to spill out liquid. Spilling out hot liquid can cause burn injury. In addition, if liquid spills out on the following parts, it may cause a fire or a malfunction and an airbag system may not work properly.
 - Navigation system, audio system or the relevant switches
 - Wiring or electrical components under the floor
 - Moving part of the gearshift lever or the seatbelt buckle
- If you place a long drink container, sharp-edged, hard or breakable objects in the drink holders, these objects may be thrown out, resulting in personal injury and hindering your view. In the driver’s side drink holder or the front passenger’s side drink holder, you can place a can, a cup or a plastic bottle.
- Do not place a long drink container in the driver’s side drink holder. The container may hinder your view, resulting in an accident.

NOTE:

- If you place the keyless remote controller in a drink holder or a bottle holder, it may not be detected.
- If you spill or drop liquid accidentally, have your vehicle inspected by a Maruti Suzuki authorised workshop.

OTHER CONTROLS AND EQUIPMENT

Storage Area



66T050590

- (1) Glove box
- (2) Floor console tray
- (3) Front armrest with console box (if equipped)

Each item in the figure is a typical example; the actual equipment depends on the vehicle type.

▲ WARNING

- If any object gets caught in the brake pedal or the accelerator pedal, you may not operate the pedal properly, resulting in an accident. If you use a storage area without a lid, do not place the object which may fall out while driving.
- If there is any object within the area where the front passenger's airbag could inflate, the object may be thrown out or the front passenger's airbag may not inflate properly. Do not place a big object on the instrument panel tray.

▲ CAUTION

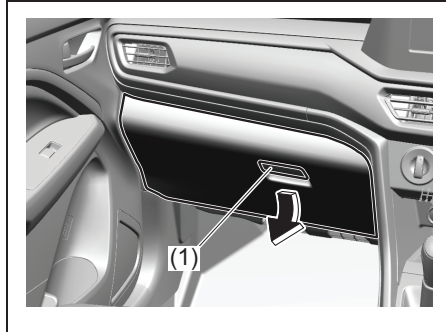
If you use a storage area with a lid, do not drive the vehicle with the lid open. In acceleration, a sudden braking or an collision, your body may be hit by the lid or the object which falls out from the storage area.

NOTE:

If you place the keyless remote controller in any of storage areas, it may not be detected.

Using Storage Area with a Lid

Glove box



66T050600

- To open the glove box, pull the latch lever (1).
- To close it, push the lid until it is latched securely.

⚠ WARNING

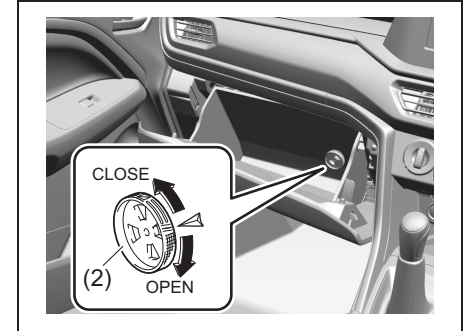
- Never drive with the glove box lid open. It could cause injury if an accident occurs.
- Do not leave cigarette lighters or spray cans in the glove box. If a cigarette lighter or spray can is in a place such as the glove box, it may light accidentally when luggage is loaded, causing a fire.



66T050610

The glove box light (If equipped) stays on while the lid is open.

Cooled glove box (if equipped)



66T050720

When the air conditioning system is operated, you can keep items such as drinks cool in the cooled glove box. Turn the shut dial (2) to open or close the air outlet.

- To cool the box, turn dial clockwise when the air conditioning system is on.
- To stop cooling, turn the dial counter clockwise.

Keep the shut dial (2) in closed position if the cool feature is not in use.

OTHER CONTROLS AND EQUIPMENT

NOTICE

- The cooling effectiveness of the cooled glove box will be reduced if items placed in the cooled glove box block the air outlet.
- While using the cooling function of glove box, some condensed moisture may form which could damage the stored items kept therein.
- Do not leave a carbonated drink can if you park your vehicle outdoors in direct sunlight or in hot weather, where inside of the cooled glove box can get very hot. The carbonated drink can may explode.
- Do not place an opened-can which contains drink. The cooled glove box may be damaged if it is spilled out.
- Do not put perishable food items in the cooled glove box as it may not maintain necessary consistent temperature to keep the food fresh.
- Do not put items with strong odour in the cooled glove box. The odour may spread inside the passenger cabin.

NOTE:

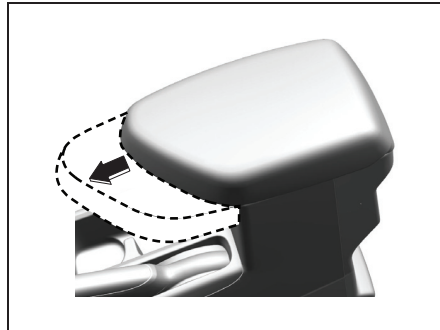
Only cold air will flow into the cooled glove box even when the air-conditioning system is operated in the warm or hot position. The temperature in the cooled glove box cannot be cooler than the temperature of

the air that comes into the cooled glove box.

Front armrest with console box (if equipped)

NOTICE

To avoid damage to the armrest, do not lean on it or allow a child to sit on it.

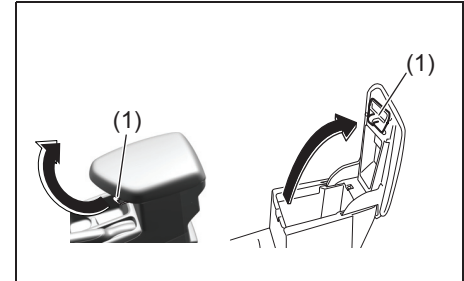


66T050620

The armrest can be slide forward.

Console box


Use this stowage for keeping small items. Open the compartment by raising the top lid while keeping the lever (1) up.



82PH05043


Always close the lid after you put something into or take something out of the box.

Luggage compartment Pocket



66T050730

Assist Grips



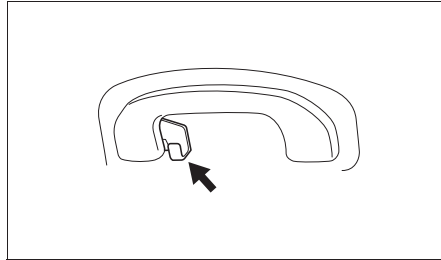
80J1233

Assist grips are provided for convenience. Pull the assist grip (1) towards you.

NOTICE

To avoid damaging the assist grip and the molded headlining, do not hang down the assist grip.

Coat Hooks



66T050520

You can hang clothing on the coat hooks. These hooks are not designed for large or heavy items and are located with rear right assist grip.

⚠ WARNING

If your vehicle is equipped with roof side curtain airbags, do not hang sharp items like a hanger on the coat hook. When hanging the clothes, hang them on the hook without using a hanger.

NOTICE

To avoid breaking the hook, do not hang items heavier than the following weight.
Coat hook: 2 kg

Overhead Console (if equipped)



66T050690

Use this storage to keep small articles. You can open the lid (1) by pressing the depressed portion on it.

OTHER CONTROLS AND EQUIPMENT

⚠ WARNING

- Do not drive with the overhead console lid open, or the articles stowed inside could fall down during braking, acceleration or in the event of a collision. Always close the lid after putting something into or taking something out of the console.
- If you park your vehicle outdoors in direct sunlight or in hot weather, the overhead console can get very hot since it is close to the roof. So, when parking in such conditions:
 - Do not leave eyeglasses or other plastic items in the overhead console. The heat may distort plastic lenses or frames.
 - Do not place flammable items, such as a lighter, in the overhead console. The heat may cause a fire.

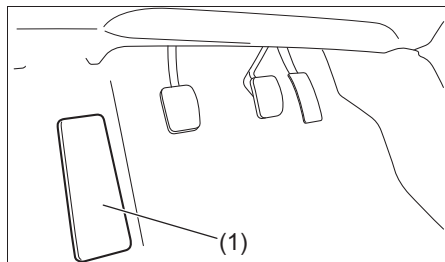
⚠ CAUTION

Use this stowage to keep small articles. If you store heavy or large articles, the lid may open due to the impact during driving, the contents may pop out, and the console may be damaged.

NOTICE

- Do not apply undue force to the lid when closing it. Doing so could break the lid and articles inside.
- Place glasses in a case when stowing them in the overhead console, or the lenses may be damaged.

Footrest



66T050550

Use the footrest (1) (for driver side only) as a support for your left foot only.

Door Pocket

Front



66T050630

Rear



66T050640

Each pocket is provided for holding light and soft things such as gloves, newspapers or magazines.

⚠ CAUTION

- If an accident occurs, objects such as bottles, cans, etc. in the door pocket can injure the occupants. Do not put hard or breakable objects in the door pocket.
- If you grab and pull the door pocket, it may be broken, resulting in personal injury. When closing a door, do not grab and pull the door pocket.

NOTE:

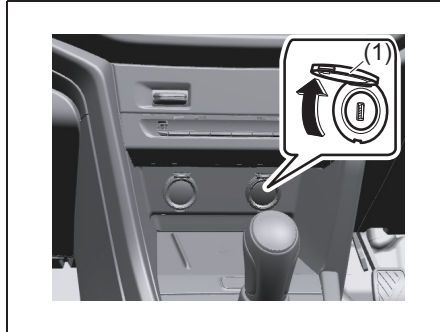
If you place the keyless remote controller in a door pocket, it may not be detected.

Rear Console Pocket (if equipped)



66T050840

USB Socket (if equipped)



66T050530

Open the cover (1), and then connect your portable digital music player, etc. to this socket to enjoy music through the vehicle's audio system. Refer to "Audio system (if equipped)" in this section.

NOTICE

Always close the cap when not in use, since entry of foreign material, dust, water, conductive liquids may damage the audio system or USB device.

USB Charging Socket (if equipped)

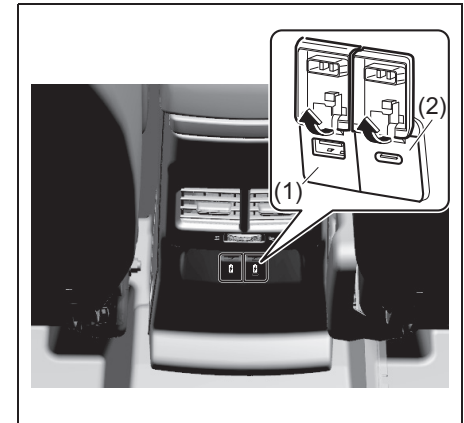
When the ignition mode is ACC or ON, you can charge your mobile device such as your smart phone by using the connecting cable (commercial item).

Left side socket (1)

The standard capacity is 5 V / 2.4 A (12 W) for one socket and USB Type-A can be used.

Right side socket (2)

The standard capacity is 5 V / 3.0 A (15 W) for one socket and USB Type-C can be used.



66T050540

Open the cover to use the USB charging socket.

OTHER CONTROLS AND EQUIPMENT

⚠ WARNING

When the USB charging socket is not in use, close the cover. If any foreign material enters the USB charging socket, it may cause a malfunction or short circuit.

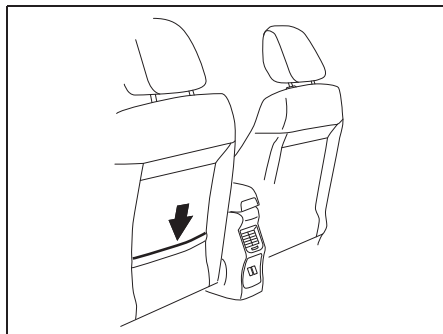
NOTICE

Do not charge your mobile device for a long period of time, while the engine is stopped. Otherwise, the lead-acid battery may run out.

NOTE:

- The USB charging socket should be used only for charging.
- For some models, charging may pause. However, this is not a malfunction.
- Depending on the vehicle conditions such as the following examples, charging may temporarily pause.
 - When the inside temperature of the vehicle is high after parking the vehicle under the blazing sun
 - When the engine is started

Front Seatback Pocket (if equipped)

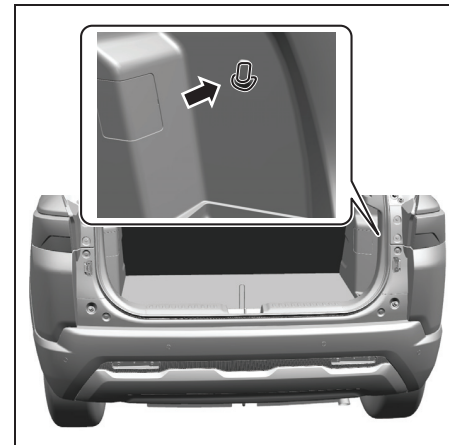


This pocket is provided for holding light and soft things such as gloves, newspapers or magazines.

⚠ CAUTION

- If an accident occurs, objects such as bottles, cans, etc. can injure the occupants in the rear seat. Do not put hard or breakable objects in the pocket.
- If you put sharp or heavy objects in the pocket, the seat may be damaged. Do not put sharp or heavy objects in the pocket.

Shopping Hook (if equipped) Luggage Compartment (if equipped)



You can hang the shopping bag or other suitable objects on the hook. This hook is not designed for large or heavy items.

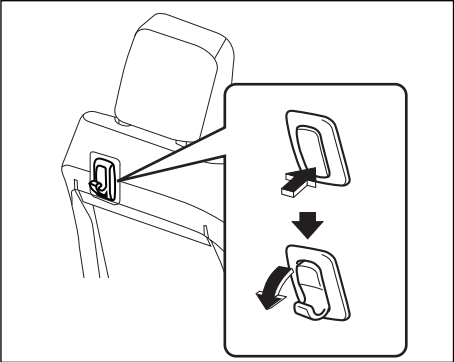
NOTICE

To avoid breaking the hook, do not hang items heavier than the following weight.
Shopping hook: 1 kg

Behind Driver Seat (if equipped)

You can hang the shopping bag or other suitable objects on the hook. This hook is not designed for large or heavy items.

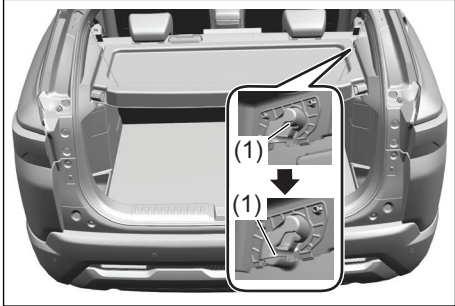
NOTICE
To avoid breaking the hook, do not hang items heavier than 4 kg.



66T050700

NOTICE
Make sure the weight is not hung on the front seat back hook during the reclining of driver seat.

Luggage Compartment Cover (if equipped)



66T050671

- 1) Remove the strings (1) from the hooks from tail gate door.
- 2) Lift the end of the luggage compartment cover a little and remove it from the pins by pulling luggage compartment cover forward.
- 3) Lift the front end of the luggage compartment to remove the cover.

Luggage or other cargo placed in the luggage compartment is hidden from view by a luggage compartment cover.

⚠ WARNING
Do not carry items on top of the luggage compartment cover, even if they are small and light. Objects on top of the cover could be thrown about in an accident, causing injury, or could obstruct the driver's rear view.

Luggage Compartment Carpet



66T010171

Your vehicle is equipped with the luggage compartment carpet in the luggage compartment.

OTHER CONTROLS AND EQUIPMENT

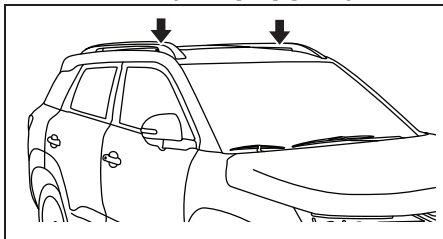
⚠ WARNING

Objects that extend higher than the luggage compartment cover (if equipped) can obstruct the driver's rear view, which can cause an accident. These objects can also become damaged or can damage the tailgate. Do not carry items that extend higher than the luggage compartment cover (if equipped).

⚠ CAUTION

If you are not careful when handling the luggage compartment carpet, you could be injured. Handle the luggage compartment carpet carefully when removing or installing it.

Roof Rails (if equipped)



66T050710

You can use the roof rails to attach the optional roof rack. If you use a roof rack, observe the instructions and precautions in this section.

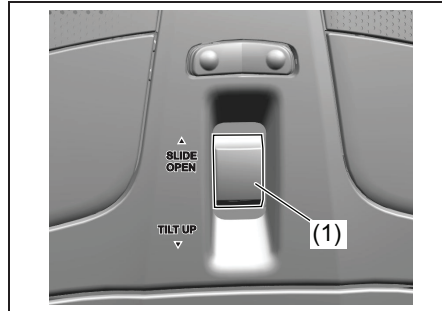
- Check that the roof rack is securely installed.
- To mount various types of cargo (such as skis, bicycles, etc.) properly, use suitable attachments. Install the attachments properly and securely. Do not mount cargo directly on the roof panel. The cargo can damage the roof panel.
- The gross weight of the roof rack plus cargo must not exceed the loading capacity.
 - Roof rails: 50 kg

Also, do not let the gross vehicle weight (fully loaded vehicle including driver, passengers, cargo, roof load and trailer tongue weight) exceed the Gross Vehicle Weight Rating (GVWR) listed in the "SPECIFICATIONS" section.

- Mount and secure the cargo onto the roof rack properly. Stow the heaviest items at the bottom and distribute the cargo as evenly as possible.
- Do not carry large items that hang over the bumpers or the sides of the vehicle. Otherwise, these items could block your view.
- Secure the front and rear ends of long items such as wood panels and surfboards, to both the front and rear of the vehicle. You should protect the painted surfaces of the vehicle from scuffing caused by tie-down ropes.
- Check periodically that the roof rack is securely installed and free from damage.
- Roof rack is not the standard accessory and shall be installed and used in conformance with the instructions mentioned in this manual.

⚠ WARNING


- Abrupt maneuvers or failure to properly secure cargo can allow the cargo to fly off the vehicle and hit others, causing personal injury or property damage.
- Mount cargo securely and avoid abrupt maneuvers such as jackrabbit starts, sharp turns, fast cornering and sudden braking. Check periodically that cargo is securely fastened.
- Large, bulky, long or flat items can affect vehicle aerodynamics or be caught by the wind, and can reduce vehicle control resulting in an accident and personal injury. Drive cautiously at a safely reduced speed when carrying this type of cargo.
- Non adherence of instructions and precautions may cause damage to property and life of an individual.

Sunroof (if equipped)

66T050800

If your vehicle is equipped with a sunroof, you can slide or tilt your sunroof with the sunroof control switch (1) located on the overhead console.

The sunroof can be operated after pressing the engine switch to change the ignition mode to ON.



66T050010

⚠ WARNING

- To avoid serious injury or death, do not extend your head, arms or body outside the sunroof while driving.
- Never adjust the sunroof or sunshade while driving. This could result in loss of control and an accident that may cause death, serious injury, or property damage.
- In order to prevent accidental operation of the sunroof, especially by a child, do not let a child operate the sunroof.
- Do not sit on the top of the vehicle. It may cause vehicle damage.
- Do not try to operate the sunroof below freezing temperatures
- Fasten your seat belts and use child restraints at all times. In an accident, you could be thrown from the vehicle through an open sunroof.
- Also do not leave children alone in a parked vehicle. Unattended children could use the sunroof switches and get trapped by the sunroof.
- Opening or closing the sunroof on someone's hand or body parts can cause serious injury. Ensure that hand or body parts are clear of sunroof before opening or closing it.

OTHER CONTROLS AND EQUIPMENT

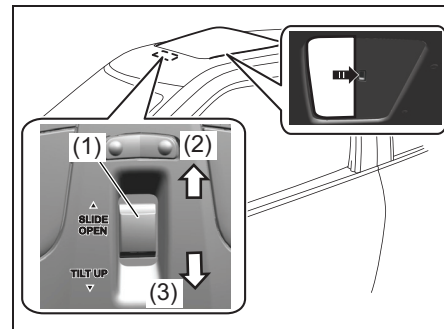
NOTICE

- Operating the sunroof repeatedly with the engine turned off will run down the battery. Operate the sunroof while the engine is running.
- In cold and wet climates, the sunroof may not work properly due to freezing conditions.
- After the vehicle is washed or in a rainstorm/snowfall be sure to wipe off any water that is on the sunroof before operating it.
- The sunroof cannot slide when it is in the tilt position nor can it be tilted while in an open or slide position.
- Clean up the circumference of sunroof regularly. Otherwise, operating the sunroof may cause a noise due to foreign material and dirt.
- Close the sunroof while driving in the dusty environment. The dusts or particles entered can cause operating problems.
- If a roof rack system is installed on the vehicle roof or any cargo is secured to the roof rack, do not operate the sunroof. If you are required to operate the sunroof, carefully check that the roof rack system does not interfere with the sunroof and it is safe to open the sunroof.

⚠ CAUTION

- Do not continue to move the sunroof control switch after the sunroof is fully opened, closed, or tilted. Damage to the motor or system components could occur.
- Make sure the sunroof is closed fully when leaving the vehicle and during rain/snow/hailstorm, etc. If the sunroof is open, rain/snow/hailstorm, etc., may leak through sunroof and damage the interior/electronic components, and open unattended condition may result in theft.

To Slide the Sunroof



66T050020

- (1) Sunroof control switch
- (2) Backward
- (3) Forward

To open the sunroof automatically

- Pull the sunroof control switch (1) backward (2), hold for more than 1 second and then release it.
- The sunroof will slide to the recommended open position (about ~8cm before the maximum slide open position).
- To stop the sunroof sliding at any point, push the sunroof control lever momentarily.
- Manual opening can be achieved, if control switch is pressed backward for less than 1 second. And repeat the action to achieve desired position.

To close the sunroof automatically

- Push the sunroof control switch forward (3), hold for more than 1 second and then release it.
- The sunroof will automatically close all the way.
- To stop the sunroof sliding at any point, push the sunroof control lever momentarily.
- Manual closing can be achieved, if control level is pressed forward for less than 1 second. And repeat to achieve desired position.


NOTICE

- To reduce wind noise while driving, it is recommended that you drive with the sunroof slightly closed (stop the sunroof about 8 cm before the maximum slide open position).
- Glass opening can be further increased by pressing the sunroof control lever in auto or manual mode till desired position is achieved.
- While driving with the all windows closed and with the sunroof opened (or partially opened), your vehicle may demonstrate a wind buffeting or pulsation noise. This noise is normal and can be reduced or eliminated by fully opening the windows glasses of side doors or slightly close the sunroof.

⚠ WARNING

- Make sure heads, other body parts or other objects are safely out of the way before closing the window to avoid injuries or vehicle damage.
- Small object caught between the sunroof glass and the front window channel may not be detected by the automatic reverse window and the window will not stop and reverse direction.

Automatic reversal/ anti-pinch



66T050760

If an object or part of the body is detected while the sunroof is closing automatically, it will reverse the direction, and then stop.

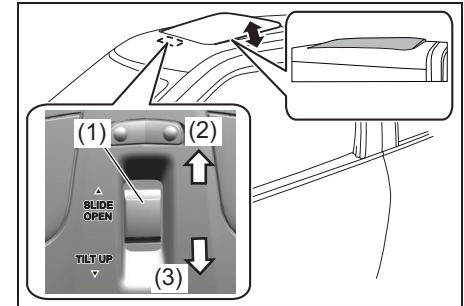
Auto reverse function will not work in tilt operation.

The auto reverse function does not work if a tiny obstacle is between the sliding glass and the sunroof sash. You should always check that all passengers and objects are away from the sunroof before closing it.

⚠ WARNING

- Never try pinching any part of your body intentionally to activate the Automatic reversal function.
- The Automatic reversal function may not work if something gets caught just before the sunroof fully closes.

Tilting of Sunroof



66T050810

- (1) Sunroof control switch
- (2) Backward
- (3) Forward

OTHER CONTROLS AND EQUIPMENT

- To open the sunroof, push the sunroof control switch forward (when glass is fully close) the sunroof moves to the desired position.
- To close the sunroof, push the sunroof control switch forward until the sunroof moves to the desired position.
- The sunroof glass cannot slide open and tilt open at the same time .

NOTE:

Tilt of sunroof works in manual operation mode only.

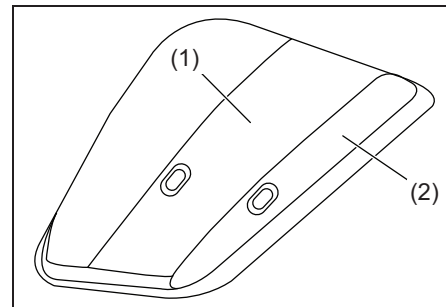
⚠ WARNING

- **Make sure heads, other body parts or other objects are safely out of the way before closing the sunroof to avoid injuries or vehicle damage.**
- **Never adjust the sunroof or sunshade while driving. This may cause loss of vehicle control resulting in an accident.**

⚠ CAUTION

- **Periodically remove any dirt that may accumulate on the guide rail.**
- **If you try to open the sunroof when the temperature is below freezing or when the sunroof is covered with snow or ice, the glass or the motor could be damaged.**
- **While using sunroof for a long time, a dust between sunroof and roof panel can make a noise. Open the sunroof and remove regularly the dust using clean cloth.**
- **The sunroof is made to slide together with sunshade. Do not leave the sunshade closed while the sunroof is open.**
- **Don't try to close the shade forcefully when glass is partially or fully open. This may damage the shade or impact the sunshade performance or sunroof functionality.**

Sunshade



66T050780

The sunshade (2) will be opened with the glass panel (1) automatically when the glass panel is slid.

NOTE:

- *Close the sunshade manually if you want to close.*
- *In case of full glass opening, sunshade handle goes under the roof lining. Close the glass completely to get the access to sunshade handle for operating sunshade.*
- *Open or close the sunshade by hand. The sunshade opens automatically when the sunroof glass is opened, but the sunshade does not close automatically when the sunroof glass is closed. Also, only the sunshade cannot be closed when the sunroof glass is opened.*

Reset the Sunroof

Reset the sunroof during:

- Battery is discharged or disconnected or the related fuse has been replaced or disconnected.
 - The one-touch sliding function of the sunroof does not normally operate.
- 1) The ignition switch must be pushed to ON position.
 - 2) Move the sunroof to tilted up completely.
 - 3) Release the control switch.
 - 4) Push the control switch forward for 10s until the sunroof slightly moves up. Then, release switch.
 - 5) Within 3s push the control switch forward and hold until the sunroof is operated as follows:
Tilt down > Slide open > Slide close
 - 6) Release the control switch.

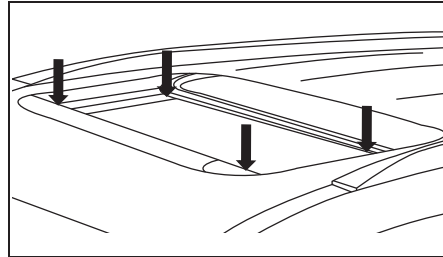
If the resetting procedure is not successfully completed, repeat from Step 2.

NOTE:

Makes sure that people or other obstacles are safely out the way when resetting the sunroof.

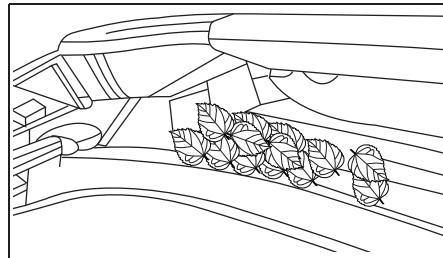
Sunroof Service Checking Procedure

- Open the sunroof by using control switch



66T050790

- Check all 4 rail channel corners for mud or dust/leaf present in it.




66T050820

- Move the leaves/ dust to center of rain channel and then remove it by hand.

⚠ CAUTION

- Do not blow air in drain hose channel before cleaning it manually as the bigger leaves may go inside and block drain hose.



66T050830

- After cleaning of all visible particles, blow air into drain hose channel area to clean hose for mud in this area.
- Pour water in rain channel and check if water is draining or not.

NOTICE

If water is not draining or any abnormality is found in sunroof glass operation, contact your Maruti Suzuki authorized workshop.

OTHER CONTROLS AND EQUIPMENT

Wireless Dock (if equipped)

Smart phone equipped with wireless charging function, can be charged by placing it on the charging area, provided the device is Qi certified as per Wireless Power Consortium. Wireless Dock can support only one smart phone at a time. The Wireless Dock cannot be used with a smart phone that is larger than the charging area. Additionally, depending on the smart phone, the Wireless Dock may not operate properly. Refer to the operation manual of the smart phone.

Wireless charger uses inductive charging technology to charge the smart phones. Inductive charging system are less efficient than conventional charging through cable. As a result, user may experience higher device temperature during charging.

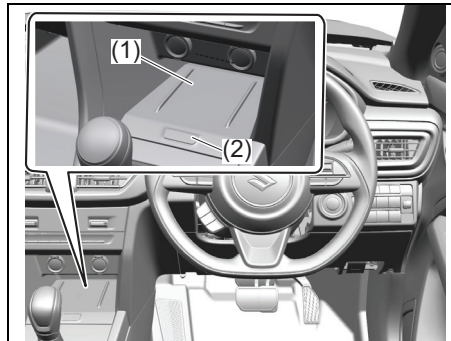
The “Qi” Symbol



66T050030

The “Qi” symbol is a trademark of the wireless power consortium.

- (1) Wireless Dock
- (2) Indicator unit



66TM07004

⚠ WARNING

Caution while driving

- When charging a smart phone while driving, for safety reasons, the driver should not operate the portable device.

Caution regarding interference with Electronic Devices

- People with implantable cardiac pacemakers, cardiac resynchronization therapy pacemakers or implantable cardioverter defibrillators, as well as any other electrical medical device, should consult their physician about the usage of the Wireless Dock. Operations of the Wireless Dock may have an affect on medical devices.

⚠ WARNING

To prevent damage or burns

- Observe the following precautions. Failure to do so may result in the possibility of fire, equipment failure or damage, or burns due to heat.
- Do not put any metallic objects between the charging area and the portable device while charging. Do not attach metallic objects, such as aluminum stickers, to the charging area.
- Do not cover the Wireless Dock with a cloth or other object while charging.
- Do not attempt to charge portable devices which are not compatible with the Qi wireless charging standard.
- Do not disassemble, modify or remove the Wireless Dock.
- Do not apply force or impact to the Wireless Dock.
- Do not spill liquid such as water, drinks, etc. over the Wireless Dock or the smart phone.

⚠ CAUTION

Phones which are having magnetic array (for alignment / to fix with chargers) may have different charging performance / may get heat up depending upon the type of phones.

NOTICE

Conditions in which the Wireless Dock may not operate correctly
In the following situations, the wireless charger may not operate correctly:

- When a smart phone is fully charged.
- When there is a foreign object such as metal objects between the charging area and a smart phone.
- When dust and other debris are on the charging pad.
- When a smart phone becomes hot while charging.
- When a smart phone is placed on the wireless area with its charging surface facing up.
- When a smart phone is not centered on the charging area.
- When the vehicle is near a TV tower, electric power plant, gas station, radio station, large display, air-port or other facility that generates strong radio waves or electrical noise.

(Continued)

NOTICE

(Continued)

- When the smart phone is in contact with, or is covered by any of the following metallic objects:
 - Any object such as cards, cigarette boxes etc. that contains aluminum foil
 - Metallic wallets or bags
 - Coins
 - Metal hand warmers
 - Media such as CDs and DVDs
- When wireless keys (that emit radio waves) other than those of your vehicle are being used nearby.
- Vehicle Smart Key FOB operation might be impacted due to wireless charging function. Keep the Key FOB away from the Wireless Dock to avoid situation where vehicle is unable to detect the Key FOB.
- If in situations other than above the Wireless Dock does not operate properly Wireless Dock may be malfunctioning. In this case, please refer Error/Malfunction table.

(Continued)

NOTICE

(Continued)

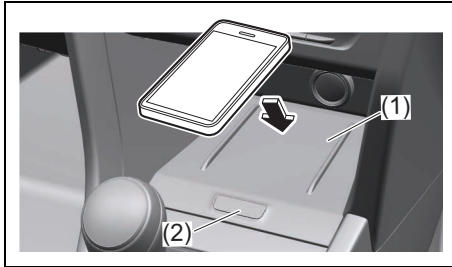
To prevent failure or damage to data
Do not bring magnetic cards, such as a credit card, or magnetic recording media, close to the wireless charger while charging. Otherwise, data may be erased due to the influence of magnetism.

Additionally, do not bring precision instruments such as wrist watches, close to the Wireless Dock, as such objects may malfunction.

To prevent vehicle battery discharge
Do not use the Wireless Dock for a long period of time, with engine stopped. Prolong charging may impact the vehicle battery health.

OTHER CONTROLS AND EQUIPMENT

Using the Wireless Dock



66TM07005

This wireless charger is Qi version 1.2.4 certified. To check the Qi version of your smartphone, please refer to the official Product List on the Wireless Power Consortium website.

To start wireless charging, place a Smart phone equipped with wireless charging function at the center of Wireless Dock. Firmly close all the doors (including the tailgate) and press the engine switch to change the ignition mode to ON or ACC. If the ignition mode is LOCK (OFF), wireless charging is not possible.

Place a Smart phone on the Wireless Dock (1) with its charging surface facing down.

While charging, the indicator light (2) (blue) will be illuminated.

If charging does not begin, place the smart phone at the center of the charging area.

When charging is complete, the operation indicator light (2) (green) will illuminate.

NOTE:

- You can choose to turn the wireless charging function ON or OFF in the user settings mode on the Infotainment. For more details, refer to the manual of the Infotainment
- Charging might take few seconds to initiate depending on a Smart phone.
- If a certain amount of time has elapsed since charging completed and the smart phone has not been moved, the wireless dock will restart charging.
- If the portable device is moved within the charging area, charging will stop temporarily and then restart
- Non compatible/Non Qi certified smart phones may generate FOD/error alerts
- The charging performance may vary or phone may get heated up depending upon the type of phone and its specifications.
- The surface of the smart phone may slightly heat up during charging process which is normal.

Wireless Dock indicator light status

Indicator light*	Description
Off	Wireless Dock OFF
Amber	Wireless Dock activated and ready to charge
Blue	Charging in progress
Green**	Charging completed

*: Indicator light intensity may vary depending on the vehicle/ weather condition.

** : Depending on the smart phone, the indicator light may not turn green even after charging completion.

Error / malfunction status

Indicator light	Description***	Measure
Red blinking	Presence of any foreign object (metallic object) or the mobile is displaced from the charging area.	Remove the foreign object including phone cover (having metallic content) Align the phone at the center.
	Smart phone temperature is too high.	Turn off the Wireless Dock, remove the phone and wait for some time for get it cool.
	Wireless Dock temperature is too high.	Turn off the Wireless Dock and wait for some time for get it cool.
	Wireless Dock is not able to communicate with the vehicle	Contact your nearest Maruti Suzuki authorised workshop if error persists.
Red continuous	1) Non compatible device/ an object having high metallic content placed on Wireless Dock 2) Non-recoverable failure might have occurred.	1) Remove the object or device and restart the vehicle. 2) Contact your nearest Maruti Suzuki authorised workshop if error persists.

***: Go to Wireless Dock screen in the Infotainment screen to see the details of error / malfunction.

OTHER CONTROLS AND EQUIPMENT

NOTE:

- *If there is communication loss between Infotainment System & Wireless dock, Wireless Dock screen may not be visible. In this case contact your nearest Maruti Suzuki authorised workshop. Indicator Unit may indicate Red Blinking/ Red Continuous alert based on the communication between the Smart phone and Wireless Dock.*
- *Indicator Unit may indicate Red Blinking/ Red Continuous alert based on the communication between the Smart phone and Wireless Dock.*

The wireless Dock can be operated when

The vehicle is in ACC ON mode.

Smart phones that can be charged

Smart phones compatible with the Qi wireless charging standard can be charged by the Wireless Dock. However, compatibility with all devices which meet the Qi wireless charging standard is not guaranteed.

If a cover or accessory is attached to the Smart phone

Do not charge a Smart phone if a cover or accessory which is not Qi compatible is attached. Depending on the type of cover and/or accessory attached (e.g. if a cover is very thick or has metal ring attached to the cover), it may not be possible to charge the Smart phone. If the Smart phone is placed on the charging area and does not charge, remove the cover and/or accessories.

If interference is heard in AM radio broadcasts while charging

Some noise may be heard while using the Wireless Dock.

The wireless charging function gets interrupted when any of the following condition is encountered

- Vehicle is in ACC off mode.
- When vehicle battery is too low.
- When the engine switch / the power switch is pressed or the brake / the clutch is pressed during cranking of the vehicle. Charging will be reinitiated once the vehicle is successfully cranked or the brake / the clutch is released.
- If in situation other than the above, Wireless Dock will not operate till the key search event is happening.
- Depending on the vehicle drive mode condition, charging might be impacted.
- When any of the vehicle door (including the tailgate) is opened or the Key Fob is taken out of the vehicle. Charging will be initiated once all doors are closed and the Key Fob is inside the vehicle.
- The Wireless Dock is turned off in the user settings screen on the Infotainment.
- When temperature increases abnormally inside the wireless dock or the smart phone gets overheated.
- When interior temperature of Wireless Dock goes beyond the set temperature, charging will stop. Once the temperature comes within the operating range, charging function will resume.

- When the smart phone is displaced during vehicle running condition, charging may be impacted.
- The vehicle is parked at a place where there is strong electromagnetic waves or noises such as FM/AM station, TV station, electric power plant etc.
- For certain smart phones, wireless charging speed may vary and charging may stop due to their own protection mechanisms defined by smart phone manufacturer.
- For certain smart phones charging stop alert may be displayed depending on smart phone manufacturer and it should not be considered as a malfunction of the Wireless Dock
- User may face intermittent /No charging issue based on the smart phone size and it should not be considered as malfunction of the Wireless Dock.
- Forceful insertion of smart phone may damage the Wireless Dock.

When the smart phone placed on Wireless Dock is connected to USB cable

It charges by means as defined by the smart phone manufacturer. Based on the above indicator LED status will get change and user may get different Malfunction/ Error alerts

Device Left Alert



66T070190

There will be an audio and visual alert on the Instrument Cluster, if the Smart phone is still on the Wireless Dock after the ACC is OFF and the driver door is opened for the first time. For certain smart phones, the alert may not be generated and it should not be considered as a malfunction of the Wireless Dock.

For certain smart phones, the screen may light up during the alert and it should not be considered as a malfunction of the Wireless Dock.

There might be a time delay between audio and visual warning.

Audio and visual alert might not be in sync and it is should not to be considered as an abnormality.

Cleaning the wireless charger

⚠ WARNING

Do not let the Wireless Dock get wet. Failure to do so may cause the charger to become hot and cause burns or could cause electric shock resulting in death or serious injury.

- Do not use oil, grease, alcohol, benzene or thinner for cleaning the charging pad.
- Do not cover the charging pad with towels, clothing, or other objects while charging etc.
- Do not spray aerosols which may come in contact with the charging pad surface.

VEHICLE LOADING AND TOWING

Vehicle Loading	8-1
Trailer Towing	8-1



54G215

VEHICLE LOADING AND TOWING

Vehicle Loading

Your vehicle was designed for specific weight capacities. The weight capacities of your vehicle are indicated by the Gross Vehicle Weight Rating (GVWR) and the Permissible maximum Axle Weight (PAW, front and rear). The GVWR and PAW (front and rear) are listed in "SPECIFICATIONS" section.

GVWR – Maximum permissible overall weight of the fully loaded vehicle (including all the occupants, accessories and cargo plus the trailer nose weight if towing a trailer).

PAW – (Front and Rear) Maximum permissible weight on an individual axle.

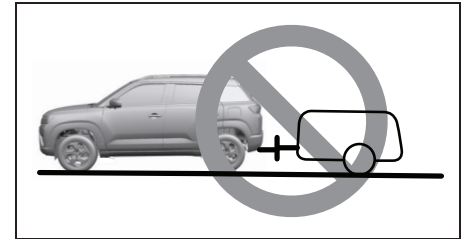
Actual weight of the loaded vehicle and actual loads at the front and rear axles can only be determined by weighing the vehicle. Compare these weights to the GVWR and PAW (front and rear). If the gross vehicle weight or the load on either axle exceeds these ratings, you must remove enough weight to bring the load down to the rated capacity.

WARNING


- **Never overload your vehicle. The gross vehicle weight (sum of the weights of the vehicle, all the occupants, accessories, cargo plus trailer nose weight if towing a trailer) must never exceed the Gross Vehicle Weight Rating (GVWR). In addition, never distribute a load so that the weight on either the front or rear axle exceeds the Permissible maximum Axle Weight (PAW).**
- **Always distribute cargo evenly. To avoid personal injury or damage to your vehicle, always secure cargo to prevent it from shifting if the vehicle moves suddenly. Place heavier objects on the floor and as far forward in the cargo area as possible. Never pile cargo higher than the top of the seat backs.**

Trailer Towing your vehicle

Your vehicle was originally designed to carry people and a normal amount of cargo, not to tow a trailer. MARUTI SUZUKI does not recommend that you use your vehicle to tow a trailer. Towing a trailer can adversely affect handling, durability, and fuel economy.




66T020720



60G410

INSPECTION AND MAINTENANCE

Maintenance Schedule	9-2
Periodic Maintenance Schedule	9-2
Drive Belt	9-7
Engine Oil and Filter	9-7
Engine Coolant	9-11
Air Cleaner	9-13
Spark Plugs	9-13
Gear Oil (Manual Transmission)	9-14
Clutch Pedal	9-15
Fuel Filter	9-15
Brakes	9-16
Steering Wheel	9-18
Tires	9-18
Lead-acid Battery	9-21
Fuses	9-23
Headlight Aiming	9-27
Bulb Replacement	9-28
Wiper Blades	9-37
Windshield Washer Fluid	9-39
Air Conditioning System	9-40
Preparation Before Winter Season	9-41



72SM06020

⚠ WARNING

Take extreme care when working on your vehicle to prevent accidental injury. Carefully observe the following precautions:

- To prevent damage or unintended activation of the airbag system or seat belt pretensioner system, be sure that the lead-acid battery is disconnected and the ignition switch has been in LOCK position or the ignition mode has been "LOCK" (OFF) for at least 90 seconds before performing any electrical service work on your MARUTI SUZUKI vehicle. Do not touch airbag system components, seat belt pretensioner system components or wires. The wires are wrapped with yellow tape or yellow tubing, and the couplers are yellow for easy identification.

(Continued)

⚠ WARNING

(Continued)

- Do not leave the engine running in garages or other confined areas.
- When the engine is running, keep hands, clothing, tools, and other objects away from the fan and drive belt. Even though the fan may not be moving, it can automatically turn on without warning.
- When it is necessary to perform service work with the engine running, make sure that the parking brake is set fully and the transmission is in Neutral (for manual transmission vehicles) or Park (for automatic transmission vehicles).
- Do not touch ignition wires or other ignition system parts when starting the engine or when the engine is running, or you could receive an electric shock.
- Be careful not to touch a hot engine, exhaust manifold and pipes, muffler, radiator and water hoses.
- Do not allow smoking, sparks, or flames around fuel or the lead-acid battery. Flammable fumes are present.

(Continued)

⚠ WARNING

(Continued)

- Do not get under your vehicle if it is supported only with the portable jack provided in your vehicle.
- Be careful not to cause accidental short circuits between the positive and negative lead-acid battery terminals.
- Keep used oil, coolant, and other fluids away from children and pets. Dispose of used fluids properly; never pour them on the ground, into sewers, etc.

Maintenance Schedule

The following table shows the times when you should perform regular maintenance on your vehicle. This table shows in kilometers and months when you should perform inspections, adjustments, lubrication and other services.

WARNING

MARUTI SUZUKI recommends that maintenance on your Maruti Suzuki vehicle should be performed by a Maruti Suzuki authorised workshop.

NOTICE

Whenever it becomes necessary to replace parts on your vehicle, it is recommended that you use MARUTI SUZUKI genuine replacement parts or their equivalent.

Periodic Maintenance Schedule

“C”: Clean

“R”: Replace or Change

“I”: Inspect, clean, adjust, lubricate or replace as necessary

“L”: Lubricate

“T”: Tighten to Specified Torque

“O”: Rotate

NOTE:

This table includes services as scheduled up to 80,000 km mileage. Beyond 80,000 km, carry out the same services at the same intervals respectively. For free inspection the cost of materials and consumables to be borne by customer.

INSPECTION AND MAINTENANCE

Interval: This interval should be judged by odometer reading or months, whichever comes first.		FREE INSPECTION			PERIODIC MAINTENANCE AT COST								
		km (x1000)		1	5	10	20	30	40	50	60	70	80
		months		1	6	12	24	36	48	60	72	84	96
ENGINE													
1-1	Generator drive Belt (Wear)	ISG Model	-	-	I	I	R	I	I	R	I	I	
		Non-ISG Model	-	-	I	I	I	I	I	I	I	R	
1-2	Water pump drive belt (Wear)		-	-	I	I	I	I	I	I	I	R	
1-3	Engine Coolant SUZUKI LLC: Super (Blue) (#1,2)	First time only:	Replace at 100000 km or 60 months whichever comes first.										
		Second time and after:	Replace every 40000 km or 24 months whichever comes first.										
	Engine Coolant SUZUKI LLC: Standard (Yellow) (#1,3)		I	I	I	R	I	R	I	R	I	R	
1-4	Engine oil, engine oil filter and drain plug gasket (Level, Leakage)		I	I	R	R	R	R	R	R	R	R	
1-5	Cooling system hoses and connections (Leakage and Damage)		I	I	I	I	I	I	I	I	I	I	
1-6	Engine Mounting & manifold fixing (Loose, Damage)		-	-	I	-	I	-	I	-	I	-	
1-7	Exhaust System (Noise, Leakage etc.)		-	I	-	I	-	I	-	I	-	I	
1-8	Positive Crank Case Ventilation System (Hoses, Connections and Valve)		-	I	-	I	-	I	-	I	-	I	
IGNITION													
2-1	Ignition wire (Damage, Deterioration)		-	-	-	I	-	I	-	I	-	I	
2-2	Spark Plug	Petrol	Replace after every 100000 km or 84 months whichever comes first.										
		CNG	Replace after every 50000 km or 48 months whichever comes first.										
FUEL													
3-1	Air cleaner filter element	Paved-road	Clean after every 5000 km. Replace after every 40000 km.										
		Dusty Condition	Clean after every 2500 km or as required. Replace after every 40000 km.										
3-2	Fuel tank cap, fuel lines and connections (Leakage and Damage)		-	I	-	-	-	I	-	-	-	I	

#1: Perform the engine coolant level check under the daily inspection in the "OPERATING YOUR VEHICLE" section.

The same type of coolant that is filled at the time of a brand new car should be used when you add or replace the coolant. Refer to "Engine coolant" in this section.

#2: Do not add SUZUKI LLC: Standard (Yellow) Coolant or distilled water or others when your vehicle is originally filled with SUZUKI LLC: Super (Blue) Coolant.

#3: When your vehicle is originally filled with SUZUKI LLC: Standard (Yellow) Coolant, follow the maintenance schedule of SUZUKI LLC: Standard (Yellow) Coolant.

INSPECTION AND MAINTENANCE

Interval: This interval should be judged by odometer reading or months, whichever comes first.		FREE INSPECTION			PERIODIC MAINTENANCE AT COST							
		km (x1000)	1	5	10	20	30	40	50	60	70	80
		months	1	6	12	24	36	48	60	72	84	96
3-3	Fuel Filter	-	-	-	-	-	R	-	-	-	R	
3-4	Fuel Tank	-	-	-	-	-	I	-	-	-	I	
CLUTCH AND TRANSMISSION												
4-1	Clutch fluid (Level, Leakage)	I	I	I	I	I	I	I	I	I	I	
		Replace every 40000 km or 24 months whichever comes first										
4-2	Clutch slipping (Dragging or Excess Damage)	I	I	I	I	I	I	I	I	I	I	
4-3	Manual Transmission Oil (Level, Leakage)	I	I	I	I	I	I	I	I	I	I	
4-4	Automatic Transaxle Fluid (Leakage)	-	-	-	I	-	I	-	I	-	I	
4-5	Hose, Automatic Transaxle Cooler (Leakage & Damage)	I	I	I	I	I	I	I	I	I	I	
4-6	Gear shifter (Operation)	I	I	I	I	I	I	I	I	I	I	
DRIVE SHAFT												
5-1	Drive shaft noise	I	I	I	I	I	I	I	I	I	I	
5-2	Drive shaft boot (boot damage)	-	I	I	I	I	I	I	I	I	I	
BRAKE												
6-1	Brake Fluid (Level, Leakage)	I	I	I	I	I	I	I	I	I	I	
		Replace every 40000 km or 24 months whichever comes first.										
6-2	Brake pedal (Pedal - wall clearance)	I	I	I	I	I	I	I	I	I	I	
6-3	Parking brake lever and cable (Play, Damage)	I	I	I	I	I	I	I	I	I	I	
6-4	Brake disc and pad (Wear)	-	I	I	I	I	I	I	I	I	I	
6-5	Brake drum and shoes (Wear)	-	-	I	I	I	I	I	I	I	I	
6-6	Brake hoses and pipes (Fluid leakage, Damage)	I	I	I	I	I	I	I	I	I	I	
6-7	Master cylinder, wheel cylinder and caliper piston (Fluid leakage, boot/seal damage)	I	I	I	I	I	I	I	I	I	I	
WHEEL												
7-1	Tires (Air pressure, Abnormal wear, Crack and Rotation)	I	I&O	I&O	I&O	I&O	I&O	I&O	I&O	I&O	I&O	
7-2	Wheels (Damage)	I	I	I	I	I	I	I	I	I	I	
7-3	Front / Rear wheel bearing (Loose, Damage)	I	I	I	I	I	I	I	I	I	I	

INSPECTION AND MAINTENANCE

Interval: This interval should be judged by odometer reading or months, whichever comes first.		FREE INSPECTION			PERIODIC MAINTENANCE AT COST							
		km (x1000)	1	5	10	20	30	40	50	60	70	80
		months	1	6	12	24	36	48	60	72	84	96
FRONT / REAR SUSPENSION												
8-1	Suspension strut (Oil leakage, Damage)											
8-2	Suspension arms / Knuckle support and Torsion rods (Loose, Damage)	–										
8-3	Rear spring (Damage)											
8-4	Shock absorbers (Oil leakage, Damage)											
8-5	All bolts and nuts (Loose)	–	T	T	T	T	T	T	T	T	T	
STEERING												
9-1	Steering wheel (Play, Loose)											
9-2	All rods and arms (Loose, Damage, Wear)											
9-3	Tilt Steering (Operation)											
ELECTRICAL												
10-1	Battery - electrolyte (Level, leakage) and voltage											
10-2	Wiring harness connection (Loose, Damage)	–										
10-3	Lighting system (Operation, Stains, Damage)											
10-4	Wiper (Operation, Stains, Damage)											
10-5	Horn (Operation)											
10-6	USB and accessory socket (Operation)	–										
10-7	Sunroof (Operation)											
10-8	Wireless dock											

WARNING

The shock absorbers are filled with high pressure gas. Never attempt to disassemble them or throw them into a fire. Avoid storing them near a heater or heating device. When scrapping the absorber, the gas must be released from the absorber safely. Ask Maruti Suzuki authorised workshop for assistance.

INSPECTION AND MAINTENANCE

Interval: This interval should be judged by odometer reading or months, whichever comes first.		FREE INSPECTION			PERIODIC MAINTENANCE AT COST							
		km (x1000)	1	5	10	20	30	40	50	60	70	80
		months	1	6	12	24	36	48	60	72	84	96
BODY												
11-1	All chassis bolts and nuts (Tighten)	–	T	T	T	T	T	T	T	T	T	
11-2	All latches, hinges and locks (Function)	I	I&L	I&L	I&L	I&L	I&L	I&L	I&L	I&L	I&L	
ROAD TEST												
12-1	Operation of Brakes, gear shifting and speedometer	I	I	I	I	I	I	I	I	I	I	
12-2	Body and chassis noise	I	I	I	I	I	I	I	I	I	I	
AIR CONDITIONER												
13-1	Tighten compressor mounting bolt	–	T	T	T	T	T	T	T	T	T	
13-2	All hose joint (Check, Tighten)	I	I	I	I	I	I	I	I	I	I	
13-3	Check functioning of Recirculating flap	I	I	I	I	I	I	I	I	I	I	
13-4	Clean condenser with low pressure water	–	C	C	C	C	C	C	C	C	C	
13-5	Check all mounting bolts	I	I	I	I	I	I	I	I	I	I	
13-6	Air conditioner filter element	I	I	I	I	R	I	I	R	I	I	

Drive Belt

▲ WARNING

When the engine is running, keep hands, hair, clothing, tools, etc. away from the moving fan and drive belts.

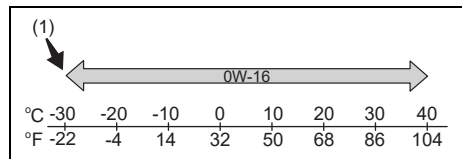
The drive belts tension is adjusted automatically. If the belt is too loose, insufficient lead-acid battery charging, engine overheating, poor power steering, poor air conditioning, or excessive belt wear can result. The belts should also be examined to ensure that they are not damaged.

If you need to replace or adjust the belt have it done by a Maruti Suzuki authorised workshop.

Engine Oil and Filter

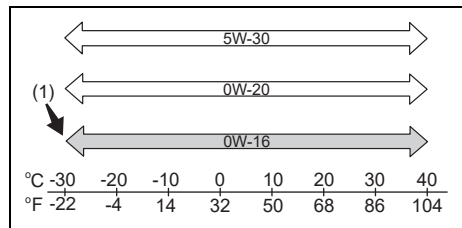
Specified Oil

For India



72RH4037

Except for India



78RB07002

(1) Recommended

For India, be sure that the engine oil you use comes under the quality classification as listed below.

- API SN, SP
- ILSAC GF-6

Except for India, be sure that the engine oil you use comes under the quality classification as listed below.

- API SL, SM, SN, SP
- ILSAC GF-6

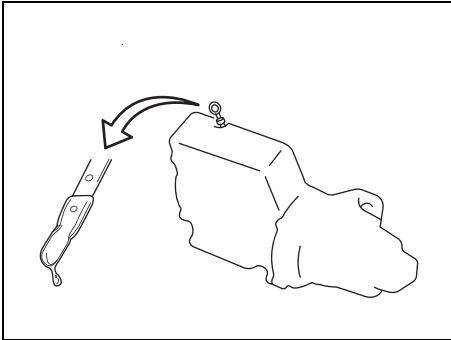
Select the appropriate oil viscosity according to the above chart.

SAE 0W-16 (I) is the best choice for good fuel economy and good startability in cold weather.

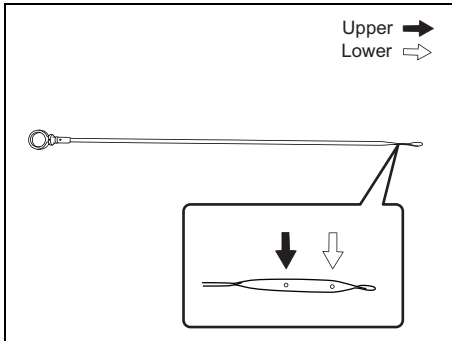
NOTE:

- The replacement timing varies with the type of engine oil that you choose. Refer to "Maintenance schedule" in this section for corresponding maintenance schedule.
- We recommend that you use **MARUTI SUZUKI** genuine oil. To purchase it, see a Maruti Suzuki authorised workshop.

Oil Level Check



72R0117



72R0118

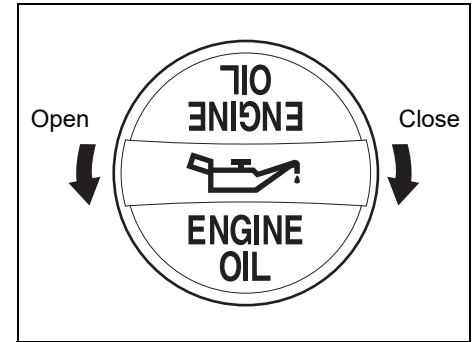
It is important to keep the engine oil at the correct level for proper lubrication of your vehicle's engine. Check the oil level with the vehicle on a level surface. The oil level indication may be inaccurate if the vehicle is on a slope. The oil level should be checked either before starting the engine or at least 5 minutes after stopping the engine.

Pull out the oil dipstick, wipe oil off with a clean cloth, insert the dipstick all the way into the engine, then remove it again. The oil on the stick should be between the upper and lower limits shown on the stick. If the oil level indication is near the lower limit, add enough oil to raise the level to the upper limit.

NOTICE

Failure to check the oil level regularly could lead to serious engine trouble due to insufficient oil.

Refilling



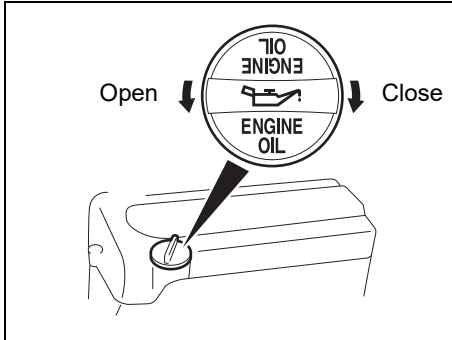
68PH00762

Remove the oil filler cap and pour oil slowly through the filler hole to bring the oil level to the upper limit on the dipstick. Be careful not to overfill the oil. Too much oil is almost as bad as too little oil. After refilling, start the engine and allow it to idle for about a minute. Stop the engine, wait about 5 minutes and check the oil level again.

INSPECTION AND MAINTENANCE

Changing Engine Oil and Filter

Drain the engine oil while the engine is still warm.

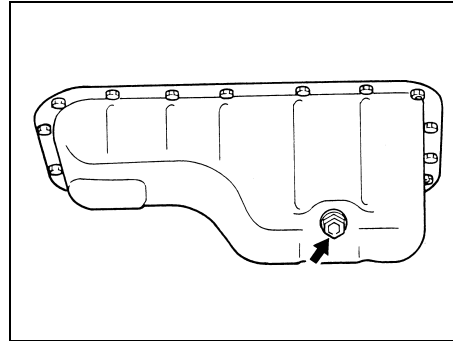


66RH001

- 1) Remove the oil filler cap.
- 2) Place a drain pan under the drain plug.
- 3) Using a wrench, remove the drain plug and drain the engine oil.

⚠ CAUTION

The engine oil temperature may be high enough to burn your fingers when the drain plug is loosened. Wait until the drain plug is cool enough to touch with your bare hands.



60G306

**Tightening torque for drain plug
35 Nm (3.6 kg-m, 25.8 lb-ft)**

⚠ WARNING

- Engine oil can be hazardous. Children and pets may be harmed by swallowing new or used oil. Keep new and used oil and used oil filters away from children and pets.
- Repeated, prolonged contact with used engine oil may cause skin cancer.
- Brief contact with used oil may irritate skin.

(Continued)

⚠ WARNING

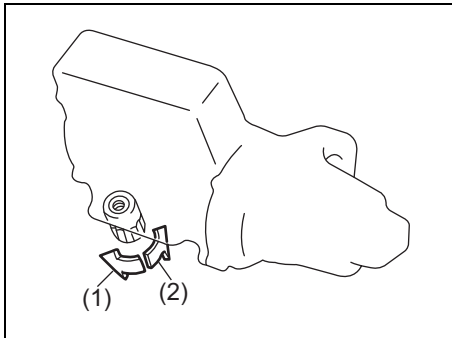
(Continued)

- To minimize your exposure to used oil, wear a long-sleeve shirt and moisture-proof gloves (such as dishwashing gloves) when changing oil. If oil contacts your skin, wash thoroughly with soap and water.
- Launder any clothing or rags if it is with oil.
- Recycle or properly dispose of used oil and filters.

- 4) Reinstall the drain plug with new gasket. Tighten the plug with a wrench to the specified torque.

Oil Filter Replacement

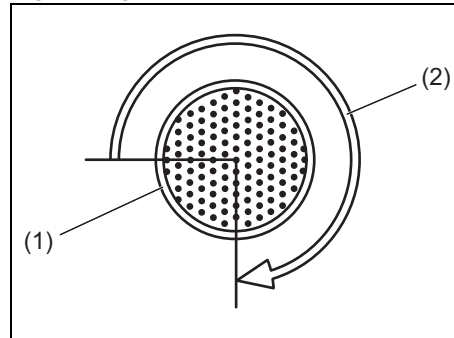
- 1) Using an oil filter wrench, turn the oil filter counterclockwise and remove it.
- 2) Using a clean rag, wipe off the mounting surface on the engine where the new filter will be seated.
- 3) Smear a small amount of engine oil around the rubber gasket of the new oil filter.
- 4) Screw the new filter by hand until the filter gasket contacts the mounting surface.



54G092

- (1) Loosen
- (2) Tighten

Tightening (viewed from filter top)



54G093

- (1) Oil filter
- (2) 3/4 turn

NOTICE

To tighten the oil filter properly, it is important to accurately identify the position at which the filter gasket first contacts the mounting surface.

- 5) Tighten the filter as specified below from the point of contact with the mounting surface (or to the specified torque) using an oil filter wrench.

Tightening torque for oil filter

**3/4 turn or
14 Nm (1.4 kg-m, 10.3 lb-ft)**

NOTICE

To prevent oil leakage, make sure that the oil filter is tight, but do not over-tighten it.

Refill with Oil and Oil Leakage Check

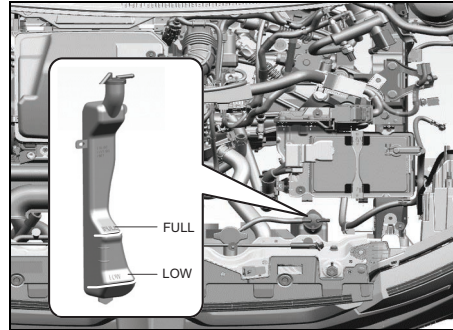
- 1) Pour oil through the filler hole and install the filler cap.
For the approximate capacity of the oil, refer to “Capacities” in “SPECIFICATIONS” section.
- 2) Start the engine and carefully check the oil filter and the drain plug for leakage. Run the engine at various speeds for at least 5 minutes.
- 3) Stop the engine and wait about 5 minutes. Check the oil level again and add oil if necessary. Check for leakage again.

NOTICE

- When replacing the oil filter, it is recommended that you use a **MARUTI SUZUKI** genuine replacement filter. If you use an aftermarket filter, make sure it is of equivalent quality and follow the manufacturer's instructions.
- Oil leakage from the periphery of the oil filter or drain plug indicate incorrect installation or gasket damage. If you find any leakage or are not sure that the filter has been properly tightened, have the vehicle inspected by a Maruti Suzuki authorised workshop.

Engine Coolant

Coolant Level Check



73R01112

Check the coolant level at the reservoir tank, not at the radiator. With the engine cool, the coolant level should be between “FULL” and “LOW” marks.

If the coolant level is below “LOW” mark, coolant should be added.

Coolant addition and replacement

When you add the coolant, remove the reservoir tank cap and add coolant until the reservoir tank level reaches “FULL” mark while the engine is cool. Never fill the reservoir tank above “FULL” mark.

Since special procedures are required for coolant replacement, ask a Maruti Suzuki authorised workshop for this job.

⚠ WARNING

Swallowing engine coolant can cause severe injury or death. Inhaling coolant mist or vapors or getting coolant in your eyes could result in severe injury.

- Do not drink antifreeze or coolant solution. If swallowed, do not induce vomiting. Immediately contact a poison control center or a physician.
- Avoid inhaling coolant mist or hot vapors. If inhaled, remove to a fresh air area.
- If coolant gets in the eyes, flush with water and seek medical attention.
- Wash thoroughly after handling coolant.
- Keep engine coolant out of the reach of children and pets.

NOTICE

When putting the cap on the reservoir tank, line up the mark on the cap and the mark on the tank. Failure to follow this can result in coolant leakage.

Selection of coolant

To maintain optimum performance and durability of your engine, use MARUTI SUZUKI genuine coolant or equivalent.

This type of coolant is the best for cooling system for the following reasons:

- The coolant helps maintain proper engine temperature.
- It gives proper protection against freezing and boiling.
- It gives proper protection against corrosion and rust.

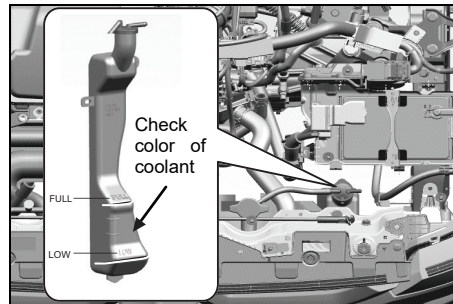
Failure to use the proper coolant can damage your cooling system. A Maruti Suzuki authorised workshop can help you select the proper coolant.

NOTICE

(Continued)
have your vehicle inspected by a Maruti Suzuki authorised workshop.

NOTE:
Maruti Suzuki highly recommends the use of Maruti Suzuki genuine coolant. Maruti Suzuki genuine coolant has been specially formulated for your Maruti Suzuki product and contributes to the desired vehicle performance and ideal driving experience.

Depending on the production period of your vehicle, the coolant type filled at the time of a brand new car differs. There are two coolant types, SUZUKI LLC: Super (Blue) Coolant and SUZUKI LLC: Standard (Yellow) Coolant. You can check the original coolant type in your vehicle by the color of the coolant in the reservoir tank (Refer below figure).



73R01113

NOTICE

To avoid damaging your cooling system:

- Always use a high quality ethylene glycol base non-silicate type coolant diluted with distilled water at the correct mixture concentration.
- Do not add extra inhibitors or additives. They may not be compatible with your cooling system.
- Do not mix different types of base coolants. Doing so may result in accelerated seal wear and/or the possibility of severe overheating and extensive engine/transmission damage. In case of coolant mix-up

(Continued)

Coolant Color	Coolant Type
Blue	Suzuki LLC : Super
Yellow	Suzuki LLC : Standard

NOTE:
The same type of coolant that is filled at the time of a brand new car should be used when you add or replace the coolant.

SUZUKI LLC: Super (Blue) Coolant:

NOTICE

- This coolant is already diluted to the proper percentage. Do not dilute with distilled water additionally. Doing so may result in the possibility of freezing and/or overheating coolant.
- Do not add SUZUKI LLC: Standard (Yellow) Coolant or distilled water or others when your vehicle is originally filled with SUZUKI LLC: Super (Blue) Coolant. If such a case occurs, then get the vehicle inspected by a Maruti Suzuki authorised workshop.

INSPECTION AND MAINTENANCE

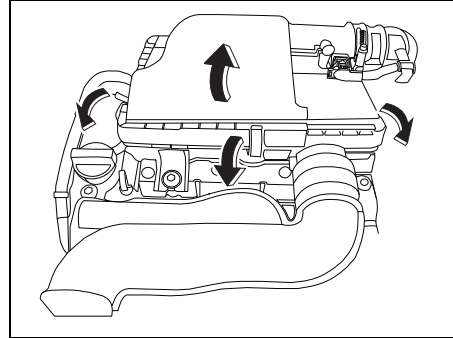
SUZUKI LLC: Standard (Yellow) Coolant:

NOTICE

- The concentration of the mixture to be used shall be 30% antifreeze and 70% distilled water. Do not use straight coolant nor plain water.
- If the lowest ambient temperature in your area is expected to be -15°C (5°F) or below, use higher concentrations up to 60% following the instructions on the antifreeze container. Concentrations greater than 60% will cause overheating conditions.
- When your vehicle is originally filled with SUZUKI LLC: Standard (Yellow) Coolant, follow the maintenance schedule of SUZUKI LLC: Standard (Yellow) Coolant in this section. In case you replace with Suzuki LLC: Super (Blue) Coolant, then get the vehicle inspected by a Maruti Suzuki authorised workshop.

Air Cleaner

If the air cleaner is clogged with dust, there will be greater intake resistance, resulting in decreased power output and increased fuel consumption.



66TM601

- 1) Unclamp the side and center clamps and remove the element from the air cleaner case. If it appears to be dirty, replace it with a new one.
- 2) Clamp the side and center clamps securely.

Spark Plugs

Spark plug replacement and inspection

Since special procedures, materials and tools are required, it is recommended that you trust this job to a Maruti Suzuki authorised workshop.

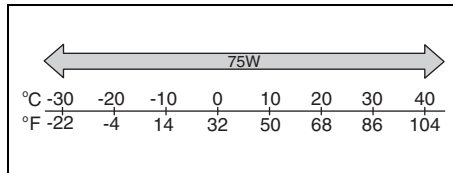
Gear Oil (Manual Transmission)

Specified Gear Oil

When adding gear oil, use gear oil with the appropriate viscosity and grade as shown in the chart below.

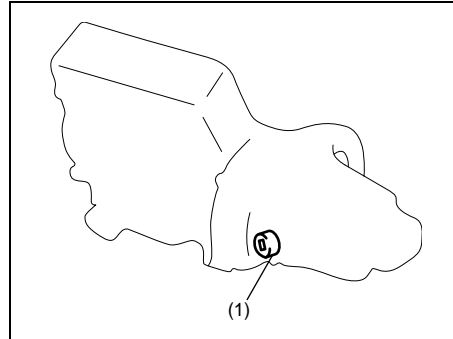
We highly recommend you use: "MARUTI GENUINE GEAR OIL 75W" for manual transmission gear oil.

Manual Transmission oil



54PI20706

Gear Oil Level Check Manual Transmission



60MH047

(1) Oil filler and level plug

To check the gear oil level, use the following procedure:

- 1) Park the vehicle on a level surface with the parking brake applied. Then, stop the engine.
- 2) Remove the oil filler and level plug (1).
- 3) If gear oil flows from the plug hole, the oil level is correct. Reinstall the plug. If gear oil does not flow from the plug hole, add oil through the filler plug hole until oil flows a little from the plug hole.
- 4) If the oil level is low, add gear oil through the oil filler and level plug hole (1) until the oil level reaches the bottom of the filler hole, then reinstall the plug.

Tightening torque for oil filler and level plug (1)

Manual Transmission:

21 Nm (2.1 kg-m, 15.5 lb-ft)

CAUTION

After driving the vehicle, the gear oil temperature may be high enough to burn you. Wait until the oil filler and level plug is cool enough to touch with your bare hands before inspecting gear oil level.

NOTICE

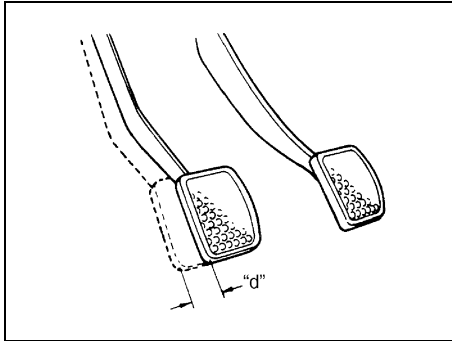
When tightening the plug, apply the following sealing compound or equivalent to the plug threads to prevent oil leakage.

MARUTI SUZUKI Bond No. "1216E" or "1217G"

Gear Oil Change

Since special procedures, materials and tools are required, ask a Maruti Suzuki authorized workshop for this job.

Clutch Pedal

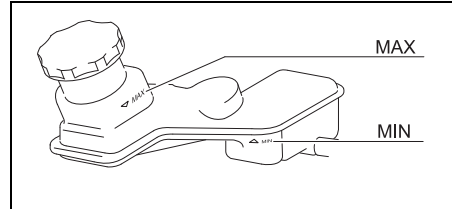


54G274

Clutch pedal play “d”: MAX 10 mm (0.4 in.)

Measure the clutch pedal play by moving the clutch pedal with your hand and measuring the distance it moves until you feel slight resistance. The play in the clutch pedal should be less than the specified values. If the play is more than the above, or clutch dragging is felt with the pedal fully depressed, have the clutch inspected by a Maruti Suzuki authorised workshop.

Clutch Fluid



73R0115

Check the clutch pedal for smooth operation and clutch fluid level from time to time. If clutch dragging is felt with the pedal fully depressed, have the clutch inspected by your Maruti Suzuki authorised workshop. If the clutch fluid level is near the “MIN” line, fill it up to the “MAX” line with Maruti Suzuki Genuine Brake Fluid (MGBF) or DOT 3.

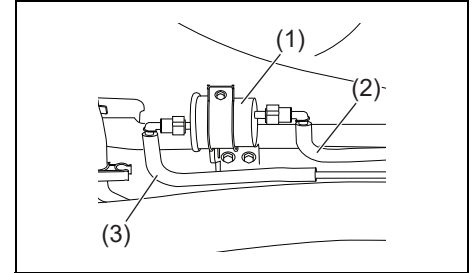
We highly recommend to use “Maruti Suzuki Genuine Brake Fluid” (MGBF).

NOTICE

Clutch fluid is supplied from brake fluid reservoir. If your clutch fluid level is increased or near the “MIN” line, there is a possibility of clutch or brake fluid leakage or abnormal wear of clutch. Have your vehicle inspected immediately by a Maruti Suzuki authorised workshop.

Fuel Filter

The fuel filter is located on the way of the fuel hose line under the vehicle body.



66T060370

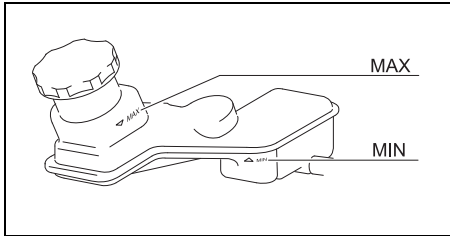
- (1) Fuel filter
- (2) Fuel inlet hose
- (3) Fuel outlet hose

Replace the fuel filter

Since special procedure are required, we recommend you take your vehicle to a Maruti Suzuki authorised workshop for fuel filter replacement.

Brakes

Brake Fluid



73R0116

Check the brake fluid level by looking at the reservoir in the engine compartment. Check that the fluid level is between "MAX" and "MIN" lines.

NOTICE

- If your brake fluid level is near "MIN" line, there is a possibility of brake pad and/or shoe wear and brake fluid leakage. In this case, ask a Maruti Suzuki authorised workshop to inspect the brake system.
- Brake fluid can damage painted surfaces. Use caution when refilling the reservoir.

⚠ WARNING

Failure to follow the guidelines below can result in personal injury or serious damage to the brake system.

- If the brake fluid in the reservoir drops below a certain level, the brake warning light on the instrument panel will come on (the engine must be running with the parking brake fully disengaged). Should the light come on, immediately ask a Maruti Suzuki authorised workshop to inspect the brake system.
- A rapid fluid loss indicates a leakage in the brake system which should be inspected by a Maruti Suzuki authorised workshop immediately.
- Do not use any fluid other than Maruti Genuine Brake Fluid (MGBF) or DOT3 brake fluid. Do not use reclaimed fluid or fluid that has been stored in old or open containers. It is essential that foreign particles and other liquids are kept out of the brake fluid reservoir.

(Continued)

⚠ WARNING

(Continued)

- Brake fluid is harmful or fatal if swallowed, and harmful if it comes in contact with skin or eyes. If swallowed, do not induce vomiting. Immediately contact a poison control center or a physician. If brake fluid gets in eyes, flush eyes with water and seek medical attention. Wash thoroughly after handling. Solution can be poisonous to animals. Keep out of reach of children and animals.

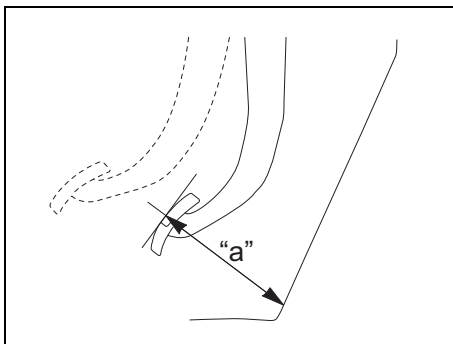
NOTE:

- The fluid level can be expected to gradually fall as the brake pad and/or shoe wear.
- Brake fluid absorbs water over time and brake fluid with high water content may cause vapor lock or brake system malfunction.
- Replace your brake fluid according to the maintenance schedule in your Owner's Manual.

INSPECTION AND MAINTENANCE

Brake Pedal

Check if the brake pedal stops at the regular height without “spongy” feeling when you depress it. If not, have the brake system inspected by a Maruti Suzuki authorised workshop. If you doubt the brake pedal for the regular height, check it as follows:



54G108

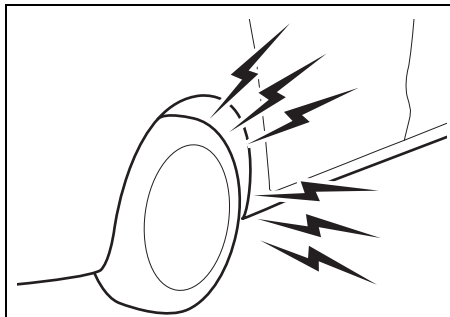
**Pedal to floor carpet minimum distance “a”:
62 mm (2.44 in.)**

With the engine running, measure the distance between the brake pedal and floor carpet when the pedal is depressed with approximately 30 kg (66 lbs) of force. The minimum distance required is as specified. Since your vehicle’s brake system is self-adjusting, there is no need for pedal adjustment.

If the pedal to floor carpet distance as measured above is less than the minimum distance required, have your vehicle inspected by a Maruti Suzuki authorised workshop.

NOTE:

- When measuring the distance between the brake pedal and floor wall, be sure not to include the floor mat or rubber on the floor wall in your measurement.
- Measure the distance at the brake pedal’s side facing toward the driver’s door.



52RM70500

⚠ WARNING

If the brake pad lining becomes worn and it has reached its minimum thickness, squealing noise sounds during braking.

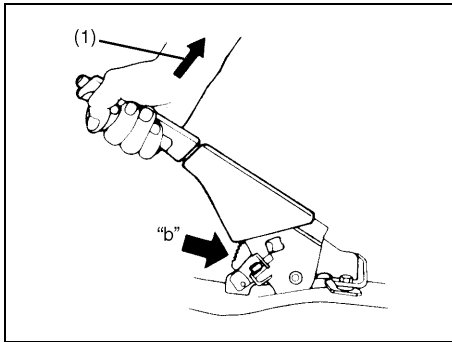
If you hear this noise, have the vehicle inspected immediately by a Maruti Suzuki authorised workshop. Continued driving with this condition can cause an accident.

⚠ CAUTION

If you experience any of the following problems with your vehicle’s brake system, have the vehicle inspected immediately by a Maruti Suzuki authorised workshop.

- Poor braking performance
- Uneven braking (brakes not working uniformly on all wheels.)
- Excessive pedal travel
- Brake dragging
- Excessive noise

Parking Brake

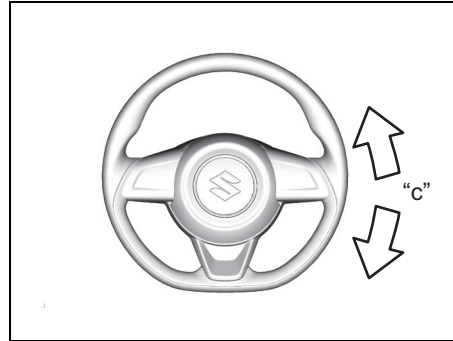


54G109

Ratchet tooth specification "b":
4th – 9th
Lever pull force (1):
200 N (20 kg, 45 lbs)

Check the parking brake for proper adjustment by counting the number of clicks made by the ratchet teeth as you slowly pull up on the parking brake lever to the point of full engagement. The parking brake lever should stop between the specified ratchet teeth and the rear wheels should be securely locked. If the parking brake is not properly adjusted or the brakes drag is suspected even after the lever has been fully released, have the parking brake inspected and/or adjusted by a Maruti Suzuki authorised workshop.

Steering Wheel



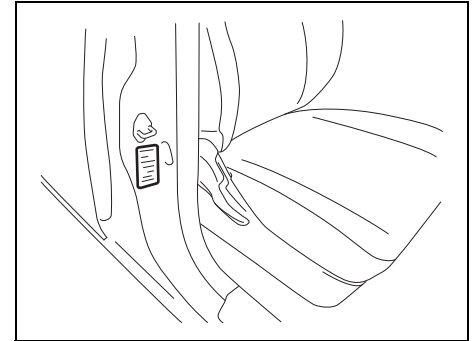
73R0117

Steering wheel play "c":
0 – 30 mm (0.0 – 1.2 in.)

Check the play of the steering wheel by gently turning it from left to right and measuring the distance that it moves before you feel slight resistance. The play should be between the specified values.

Check that the steering wheel turns easily and smoothly without rattling by turning it all the way to the right and to the left while driving very slowly in an open area. If the amount of free play is outside the specification or you find anything else to be wrong, an inspection must be performed by a Maruti Suzuki authorised workshop.

Tires



73R0118

The front and rear tire pressure specifications for your vehicle are listed in the tire information label. Both front and rear tires should have the specified tire pressure.

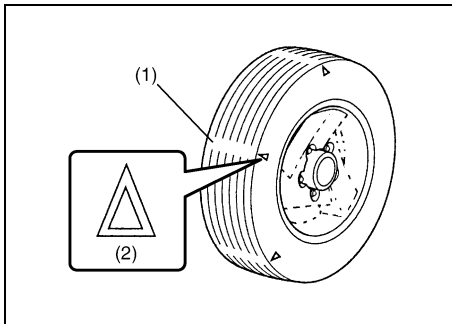
Tire Inspection

Inspect your vehicle's tires at least once a month or before long trip by performing the following checks:

- 1) Measure the air pressure with a tire gauge. Adjust the pressure if necessary. Remember to check the spare tire, too.

⚠ WARNING

- Air pressures should be checked when the tires are cold or you may get inaccurate readings.
- Check the inflation pressure from time to time while inflating the tire gradually, until the specified pressure is obtained.
- Never underinflate or over-inflate the tires.
Underinflation can cause unusual handling characteristics or can cause the rim to slip on the tire bead, resulting in an accident or damage to the tire or rim.
Overinflation can cause the tire to burst, resulting in personal injury.
Overinflation can also cause unusual handling characteristics which may result in an accident.



54G136

- (1) Tread wear indicator
- (2) Indicator location mark
- 2) Check that the depth of the tread groove is more than 1.6 mm (0.06 in.). To help you check this, the tires have molded-in tread wear indicators in the grooves. When the indicators appear on the tread surface, the remaining depth of the tread is 1.6 mm (0.06 in.) or less and the tire should be replaced.
- 3) Check for abnormal wear, cracks and damage. Any tires with cracks or other damage should be replaced. If any tires show abnormal wear, have them inspected by a Maruti Suzuki authorised workshop.

⚠ CAUTION

Hitting curbs and running over rocks can damage tires and affect wheel alignment. Have tires and wheel alignment checked periodically by a Maruti Suzuki authorised workshop.

- 4) Check for loose wheel nuts.
- 5) Check that there are no nails, stones or other objects sticking into the tires.

⚠ WARNING

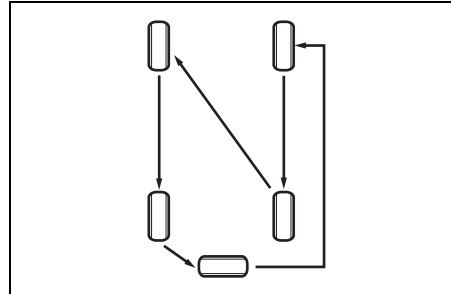
- Your MARUTI SUZUKI vehicle is equipped with tires which are all the same type and size. This is important to ensure proper steering and handling of the vehicle. Never mix tires of different size or type on the four wheels of your vehicle. The size and type of tires used should be only those approved by MARUTI SUZUKI as standard or optional equipment for your vehicle.
- Replacing the wheels and tires equipped on your vehicle with certain combinations of aftermarket wheels and tires can significantly change the steering and handling characteristics of your vehicle.
- Therefore, use only those wheel and tire combinations approved by MARUTI SUZUKI as standard or optional equipment for your vehicle.

NOTICE

- Replacing the original tires with tires of a different size may result in false speedometer or odometer readings. Check with a Maruti Suzuki authorised workshop before purchasing replacement tires that differ in size from the original tires.
- Replacing a tyre with one of a different size, or using different brands among the four tyres can result in damage to the drive train.

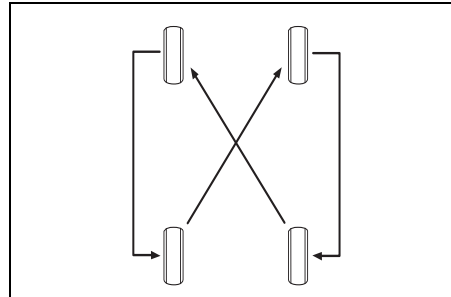
Tire Rotation

5-tire rotation



80JK040

4-tire rotation



54G114

To avoid uneven wear of your tires and to prolong their life, rotate the tires as illustrated. Tires should be rotated every 10000 km. After rotation, adjust front and rear tire pressures to the specification listed in your vehicle's Tire Information Label.

Wheel Balancing

If the vehicle vibrates abnormally on smooth road, have the wheel balanced at Maruti Suzuki authorised workshop.

Wheel Alignment

In case of abnormal tire wear or pulling towards one side, have the wheel aligned at Maruti Suzuki authorised workshop.

Tubeless Tires

The vehicle is equipped with Tubeless Tires. In tubeless tire, a thin layer of butyl rubber is used for lining the inside of the tubeless tire. This layer is to prevent air loss and fulfilling the purpose of tube. The air pressure is maintained by the sealing between tire bead and wheel rim. Tubeless tires are having advantage of slow air loss and preventing sudden deflation while driving.

Care and maintenance tips for tubeless tires

- 1) Always maintain recommended inflation pressure. Driving continuously at low inflation pressure can lead to tire damage.

- 2) In case any leakage is found, check for any nail penetration/valve core damage or rim bent. Damaged wheel must not be used.
- 3) In case tire has run at low pressure, it must be inspected for any defect.
- 4) Whenever new tire is fitted, replace the valve.
- 5) If continuous high speed driving is required, increase pressure of tires by 5 psi over recommended inflation pressure.
- 6) Never run the tire beyond TWI (Tread wear indicator). The tire is recommended to be replaced when the remaining tread has worn to this point. The indicators are spaced across the tread around the tire marked by a triangular symbol (TWI).
- 7) Always prefer tubeless tire mounting machine. In case of manual mounting tire/ wheel rim damage may occur.
- 8) In case of any problem, please get in touch with a Maruti Suzuki authorised workshop.

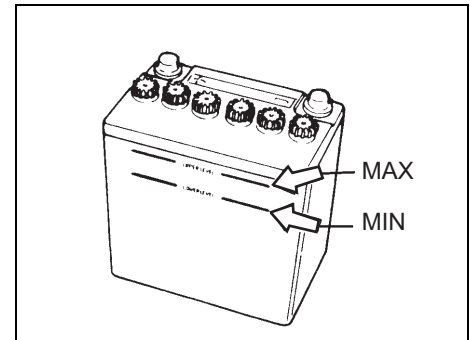
Lead-acid Battery

⚠ WARNING

- Batteries produce flammable hydrogen gas. Keep flames and sparks away from the lead-acid battery or an explosion may occur. Never smoke when working in the vicinity of the lead-acid battery.
- When checking or servicing the lead-acid battery, disconnect the negative cable. Be careful not to cause a short circuit by allowing metal objects to contact the lead-acid battery posts and the vehicle at the same time.
- To avoid harm to yourself or damage to your vehicle or lead-acid battery, follow the jump starting instructions in “EMERGENCY SERVICE” section of this manual if it is necessary to jump-start your vehicle.
- Diluted sulfuric acid spilled from lead-acid battery can cause blindness or severe burns. Use proper eye protection and gloves. Flush eyes or body with ample water and get medical care immediately if suffered. Keep batteries out of reach of children.

NOTICE

If your vehicle is equipped with the ENG A-STOP system and the battery which is exclusive for the ENG A-STOP system is used, only use the specified type of battery for ENG A-STOP system. Refer to “SPECIFICATIONS” section for details. Otherwise, you could damage your vehicle, and the ENG A-STOP system could not be available. If a vehicle battery has to be replaced, consult a Maruti Suzuki authorized workshop.



54G118

For maintenance-free battery (cap-less type), you need not add water. For traditional type battery, which has water filler caps, the level of the battery fluid must be kept between the “MAX” and the “MIN” level lines at all times. You should periodi-

cally check the battery, battery terminals, and battery hold-down bracket for corrosion. Remove corrosion using a stiff brush and ammonia mixed with water, or baking soda mixed with water. After removing corrosion, rinse with clean water.

If your vehicle is not going to be driven for a month or longer, disconnect the cable from the negative terminal of the battery to help prevent discharge

⚠ WARNING

If the battery is used with battery level being less than the lower level line "MIN", it may cause reduced battery life, an exothermic heat, or an explosion by hydrogen gas occurring from the battery. Do not use the battery with battery level being less than the lower level line "MIN".

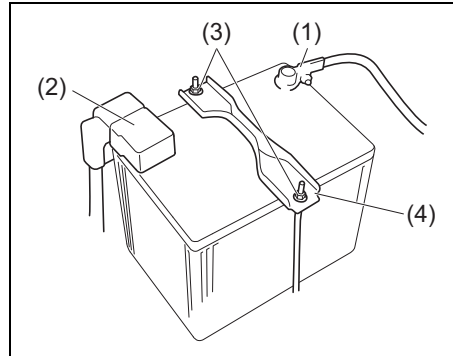
NOTICE

If the battery liquid is added more than the upper level line "MAX", liquid may leak by vibrations during driving or liquid may spray out in some case depending on the condition of battery charging. These may cause damage to the parts near the battery. If the battery liquid over-spills, immediately wash away with water. Do not add the battery liquid more than the upper level line "MAX".

NOTE:

The battery liquid is consumed when the battery is used. If the level is found to be less than the center of upper level "MAX" and lower level "MIN", add distilled water till it reaches the upper level line "MAX".

Replacement of the battery



68PM00711

To remove the battery:

- 1) Disconnect the negative cable (1).
- 2) Disconnect the positive cable (2).
- 3) Remove the retainer nuts (3) and remove the retainer (4).
- 4) Remove the battery.

To install the battery:

- 1) Install the battery in the reverse order of removal.
- 2) Tighten the bracket bolt and battery cables securely.

NOTE:

- When the battery is disconnected, some of the vehicle's functions will be initialized and/or deactivated. These functions are required to be reset after the battery is reconnected.
- Do not disconnect the battery terminals for at least one minute after the ignition switch is turned to "LOCK" position, or the engine switch is pressed to change the ignition mode to "LOCK" (OFF).

⚠ WARNING

Batteries contain toxic substances including sulfuric acid and lead. They could have potential negative consequences for the environment and human health. Used batteries must be disposed of or recycled according to applicable rules or regulations and must not be disposed of with ordinary household trash. Make sure not to tip over the battery when you remove it from the vehicle. Otherwise, sulfuric acid could run out and you might get injured.

NOTICE

Do not use regular battery in ISG Vehicle. Use only Exide Conservo N55 battery, else it may deteriorate Smart Hybrid performance.

NOTICE
THIS VEHICLE USES SPECIAL BATTERY.
ONLY USE BATTERY TYPE APPROVED BY THE
VEHICLE MANUFACTURER FOR THIS VEHICLE.
FOR MORE DETAILS REFER OWNER'S MANUAL.



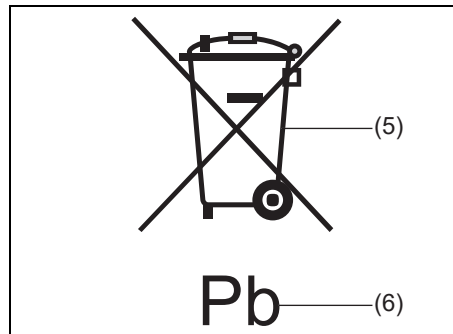
66T060380

You may find this label on the inside of hood.

NOTICE

After stopping the engine, controller and system are operated for a while. Therefore, before removing the battery, wait for more than one minute after turning the ignition switch to "OFF" or changing the ignition mode to LOCK (OFF).

(Battery label)



51KM042

(5) Crossed-out wheeled bin symbol

(6) Chemical symbol of "Pb"

The crossed-out wheeled bin symbol (5) located on the battery label indicates that the used battery should be collected separately from ordinary household trash. The chemical symbol of "Pb" (6) indicates the battery contains more than 0.004% lead.

By ensuring the used battery is disposed of or recycled correctly, you will help prevent potential negative consequences for the environment and human health, which could otherwise be caused by inappropriate trash handling of the battery. The recycling of materials will help to conserve natural resources. For more detailed information about disposing of or recycling the used battery, consult an Maruti Suzuki authorised workshop.

Fuses

Your vehicle has three types of fuses, as described below:

Main fuse

The main fuse takes current directly from the lead-acid battery.

Primary fuses

These fuses are between the main fuse and individual fuses, and are for electrical load groups.

Individual fuses

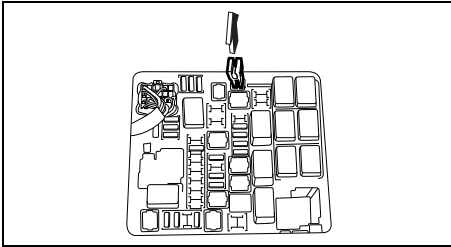
These fuses are for individual electrical circuits.

To remove a fuse, use the fuse puller provided in the relay box cover.

NOTE:

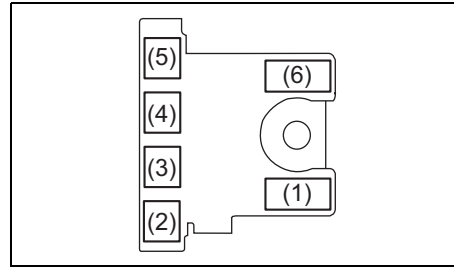
- "Blank" indicates that fuse is not applicable in the variant, even though name of fuse might be available on cover of fuse box of your vehicle.
- Some fuse may not be applicable to your vehicle according to the variant of vehicle, even though it is not mentioned as blank.

To remove a fuse, use the fuse puller provided in the fuse box.




66T060020

Main fuse box



66T060390

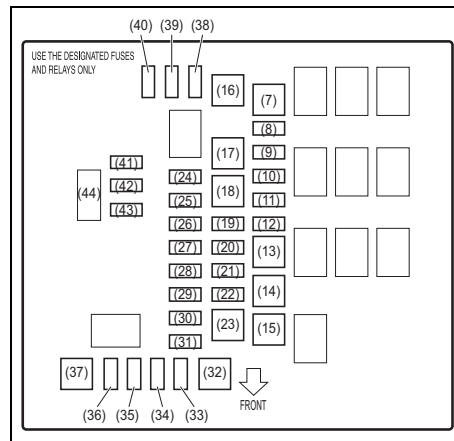
Fuses in Engine Compartment



66T060010

- (1) Main fuse box
- (2) Relay box

Relay box



81RM06008

MAIN FUSE / PRIMARY FUSE

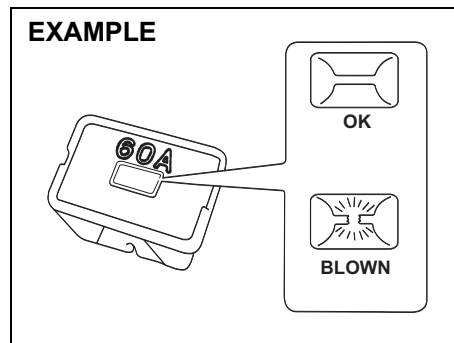
(1)	120 A	FL1 (CNG)
(2)	100 A	FL2
(3)	80 A	FL3
(4)	100 A	FL4
(5)	50 A	FL5
(6)	200 A	FL6 (ISG)
(7)	–	Blank
(8)	–	Blank
(9)	30 A	B/U (battery backup)
(10)	25 A	H/L HI (Headlamp high)
(11)	15 A	Headlight (Right)
(12)	15 A	Headlight (Left)
(13)	30 A	Starter motor
(14)	40 A	Radiator fan
(15)	–	Blank
(16)	40 A	Ignition switch
(17)	–	Blank
(18)	–	Blank
(19)	10 A	CHG (Charger)
(20)	5A	A-Stop
(21)	10 A	Front fog light
(22)	7.5 A	CNG VLV

INSPECTION AND MAINTENANCE

(23)	40 A	Blower fan
(24)	5 A	Starting signal
(25)	7.5 A	CNG
(26)	–	Blank
(27)	15 A	H/L HIL
(28)	15 A	H/L HIR
(29)	10 A	CPRSR2
(30)	15 A	T/M
(31)	20 A	FI2
(32)	40 A	ABS motor
(33)	25 A	ABS solenoid
(34)	10 A	CPRSR
(35)	–	Blank
(36)	20 A	FI
(37)	50 A	Ignition switch 2
(38)	5 A	Spare fuse
(39)	10 A	Spare fuse
(40)	15 A	Spare fuse
(41)	20 A	Spare fuse
(42)	25 A	Spare fuse
(43)	30 A	Spare fuse
(44)	7.5 A	Spare fuse

The main fuse, primary fuses and some of the individual fuses are located in the engine compartment. If the main fuse blows, no electrical component will function. If a primary fuse blows, no electrical component in the corresponding load group will function. When replacing the main fuse, a primary fuse or an individual fuse, use a MARUTI SUZUKI genuine replacement.

To remove a fuse, use the fuse puller provided in the fuse box. The amperage of each fuse is shown in the back of the fuse box cover.



60G111

⚠ WARNING

If the main fuse or a primary fuse blows, have your vehicle inspected by a Maruti Suzuki authorised workshop. Always use a MARUTI SUZUKI genuine replacement. Never use a substitute such as a wire even for a temporary repair, or extensive electrical damage and a fire can result.

NOTE:

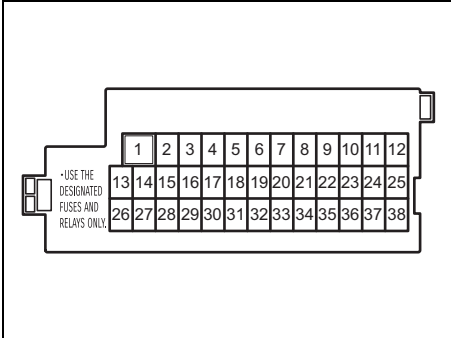
Check that the fuse box always carries spare fuses.

Fuses under Dashboard



66T060030

Type A



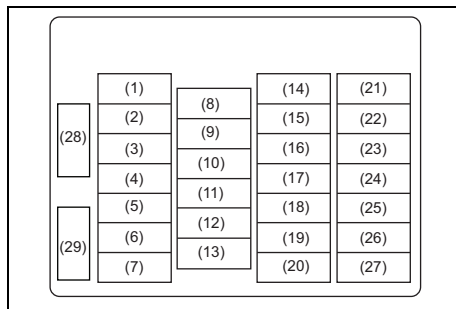
80P0185

PRIMARY FUSE		
(1)	30 A	P/W (power window)
(2)	10 A	MTR (meter)
(3)	15 A	IG (ignition coil)
(4)	5 A	IG1 SIG 2 (ignition-1 signal 2)
(5)	20 A	Shift
(6)	20 A	S/R (sunroof)
(7)	-	Blank
(8)	20 A	D/L (door lock)
(9)	15 A	STL (steering lock)
(10)	10 A	HAZ (hazard)
(11)	5 A	A-STOP
(12)	-	Blank
(13)	5 A	ABS control module
(14)	-	Blank
(15)	5 A	IG1 SIG3 / CNG IG1 (ignition-1 signal 3)
(16)	10 A	DOME2 (dome light-2)
(17)	5 A	DOME (dome light)
(18)	15 A	Radio
(19)	5 A	CONT (controller gateway)

(20)	5 A	Key2
(21)	20 A	P/W T (power window timer)
(22)	5 A	Key
(23)	15 A	Horn
(24)	5 A	TAIL L (tail light (Left))
(25)	10 A	TAIL (tail light)
(26)	10 A	A/B (airbag)
(27)	10 A	IG1 SIG (ignition-1 signal)
(28)	10 A	BACK (back up light)
(29)	5A	ACC3 (accessory-3)
(30)	20 A	RR DEF (rear defogger)
(31)	-	Blank
(32)	15 A	ACC2 (accessory-2)
(33)	5 A	ACC (accessory)
(34)	10 A	WIP (wiper)
(35)	5 A	IG2 SIG (ignition-2 signal)
(36)	15 A	WASH (washer)
(37)	25 A	FR WIP (front wiper)
(38)	10 A	STOP (STOP light)

INSPECTION AND MAINTENANCE

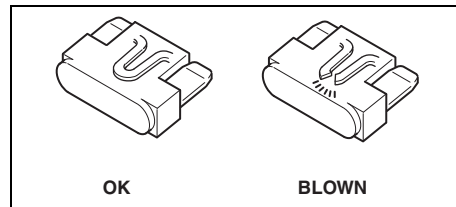
Type B



66T060400

(1)	5 A	ST SIG (starting signal)
(2)	20 A	P/W T (power window timer)
(3)	10 A	HAZ (hazard)
(4)	20 A	D/L (door lock)
(5)	5 A	IG2 SIG (ignition-2 signal)
(6)	15 A	WASH (washer)
(7)	25 A	FR WIP (front wiper)
(8)	15 A	Radio
(9)	5 A	DOME (dome light)
(10)	10 A	DOME2 (dome light-2)

(11)	5 A	CONT (controller gateway)
(12)	15 A	Horn
(13)	10 A	TAIL (tail light)
(14)	–	Blank
(15)	5 A	ABS control module
(16)	10 A	IG1 SIG (Ignition-1 signal)
(17)	10 A	A/B (airbag)
(18)	15 A	IG (ignition coil)
(19)	10 A	MTR (meter)
(20)	10 A	BACK (backup light)
(21)	5 A	ACC (accessory)
(22)	15 A	ACC2 (accessory-2)
(23)	–	Blank
(24)	5 A	CNG IG1
(25)	–	Blank
(26)	–	Blank
(27)	10 A	STOP (STOP light)
(28)	–	Blank
(29)	30 A	P/W (power window)



81A283

⚠ WARNING

Always replace a blown fuse with a fuse of the correct amperage. Never use a substitute such as aluminum foil or wire to replace a blown fuse. If you replace a fuse and the new one blows in a short period of time, you may have a major electrical problem. Have your vehicle inspected immediately by a Maruti Suzuki authorised workshop.

NOTE:

According to the vehicle specifications, fuse setting may be different from the specifications which are shown in the above tables.

Headlight Aiming

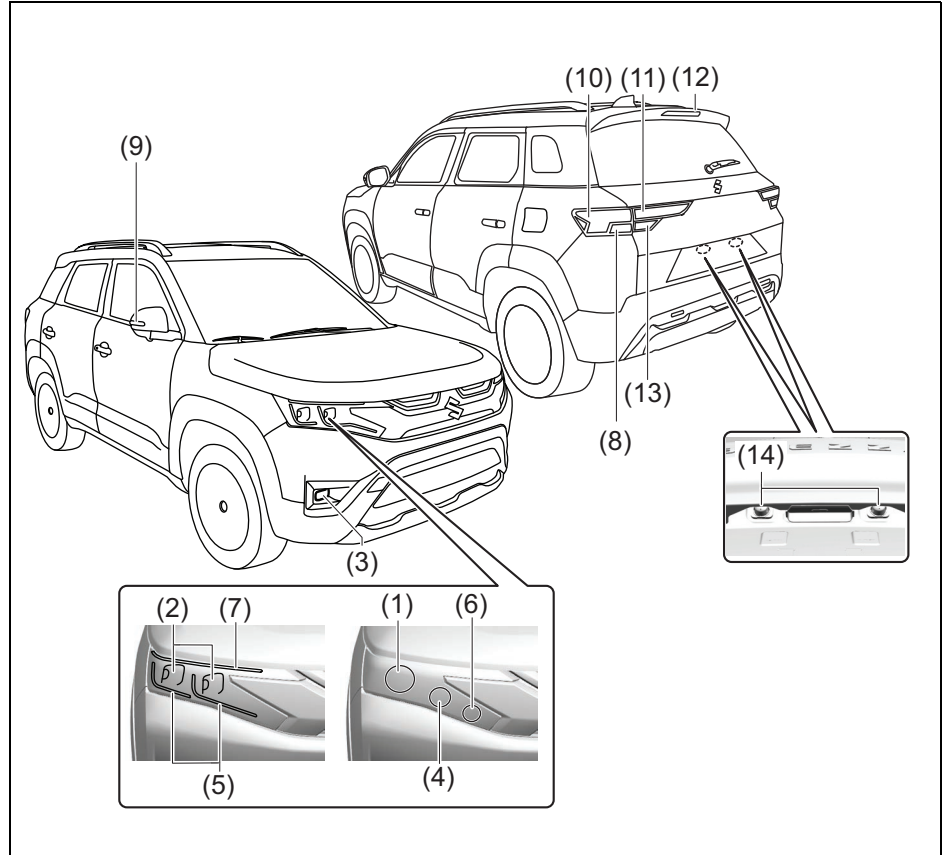
Since special procedures are required, we recommend you take your vehicle to your Maruti Suzuki authorised workshop for headlight alignment.

Bulb Replacement

No.	Item: Lights
(1)	Headlight
(2)	Headlight* ¹
(3)	Front fog light* ¹
(4)	Position light
(5)	Position light * ¹ and DRL * ¹
(6)	Turn signal light (Front)
(7)	Turn signal light* ¹ (Front)
(8)	Turn signal light (Rear)
(9)	Side turn signal light* ¹
(10)	Brake light* ¹
(11)	Tail light* ¹
(12)	High mount stop light* ¹
(13)	Reversing light
(14)	License plate light

If you need to replace the following bulbs indicated in the above table, consult a Maruti Suzuki authorised workshop.

*1: Since the lights are non-disassemble type, you cannot replace a bulb. Replace the target assembly if any bulb is defective.



66T060050

CAUTION

- Light bulbs can be hot enough to burn your finger right after turning off lights. This is true especially for halogen headlight bulbs. Replace the bulbs after they become cool enough.
- The headlight bulbs are filled with pressurized halogen gas. They can burst and injure you if they are hit or dropped. Handle them carefully.
- To avoid injury by sharp-edged parts of the body, wear gloves and a long-sleeved shirt when replacing light bulbs.

NOTICE

- The oils from your skin may cause a halogen bulb to overheat and burst when the lights are on. Grasp a new bulb with a clean cloth.
- Frequent bulb replacement indicates the need for an inspection of the electrical system. This should be carried out by a Maruti Suzuki authorised workshop.
- During bulb replacement always use same bulb number as used in vehicle which is imprinted on the said bulb/unit and/or mentioned in this section.

NOTE:

The inner surface of lens such as the headlights or the rear combination lights may be clouded or dew condensation may occur by driving on a rainy day or washing the vehicle. This is a temporary phenomenon caused by temperature difference between the inside and the outside of the lights. (This is the same phenomenon as the windows are clouded on a rainy day.)

Also, it sometimes seems that water gets into the lights because of waterdrop on the edge of the lens. This is a temporary phenomenon caused by water adherence to the outside of the lights.

The above-mentioned phenomena are not vehicle malfunction.

However, if water is piled up in the lights or large waterdrop adheres to the inner surface of lens, have your vehicle inspected by a Maruti Suzuki authorised workshop.

Non-disassembled Type Lights

Since the lights shown below are non-disassemble type, you cannot replace a bulb. Replace the target assembly if any bulb is defective.

If you need to replace the assembly, ask your Maruti Suzuki authorised workshop.


- Headlight (LED type) (if equipped)
- Front fog light (if equipped)
- Position light and Daytime running light (LED type) (if equipped)
- Tail/brake light (LED type)
- Side turn signal light/hazard warning light on outside rearview mirrors (if equipped)
- High mount stop light

Headlights

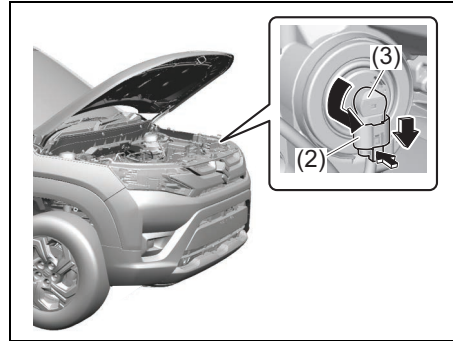
LED headlights

Since special procedures are required, we recommend you take your vehicle to your Maruti Suzuki authorised workshop for light replacement.

Halogen headlights



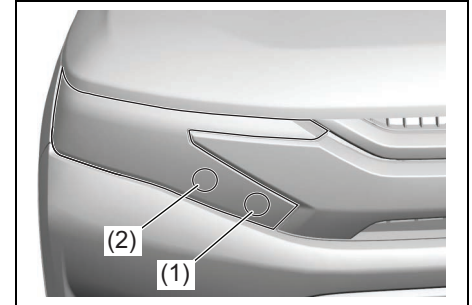
(1) Headlight (high/low beam)



Disconnect the coupler (2) by pushing the lock release. Turn the bulb (3) counter-clockwise and remove it.

Front Turn Signal Light and Front Position Light

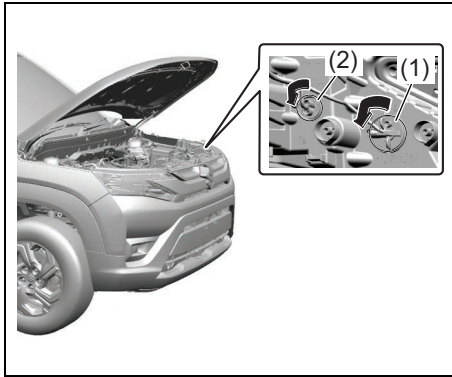
Vehicle with the halogen headlights



- (1) Front turn signal light
- (2) Front position light

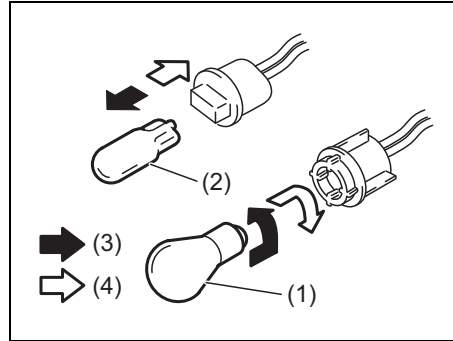
INSPECTION AND MAINTENANCE

Vehicle with the halogen headlights



66T060100

1) Open the engine hood. To remove the bulb holder of the front turn signal light (1) or the front position light (2) from the light housing, turn the holder counterclockwise and pull it out.



66T060120

- (3) Removal
- (4) Installation

2) To remove the bulb of the front turn signal light (1) from the bulb holder, push in the bulb and turn it counterclockwise. To install a new bulb, push it in and turn it clockwise.
To remove and install the bulb of the front position light (2), simply pull out or push in the bulb.

Front Fog Light (if equipped)

Since special procedures are required, it is recommended that you take your vehicle to a Maruti Suzuki authorised workshop for light replacement.

Daytime Running Light (DRL) (if equipped)

For DRL replacement, we recommend you to take your vehicle to the Maruti Suzuki authorised workshop as special procedure for the same is required.

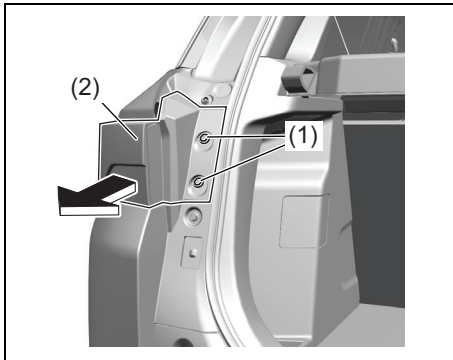
Brake / tail light

Since special procedures are required, it is recommended that you take your vehicle to a Maruti Suzuki authorised workshop for light replacement.

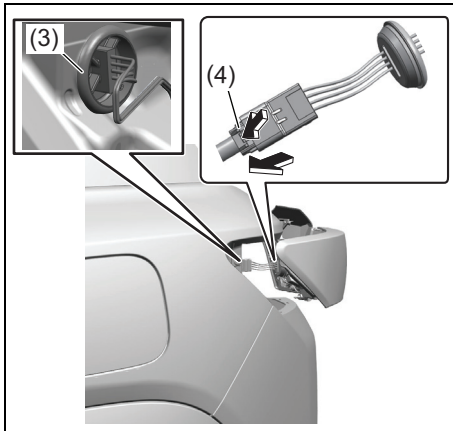
Outside Rearview Mirror Type (if equipped)

LED module is used. Since special procedures are required, it is recommended that you take your vehicle to a Maruti Suzuki authorised workshop for LED module replacement.

Turn Signal Light (Rear)

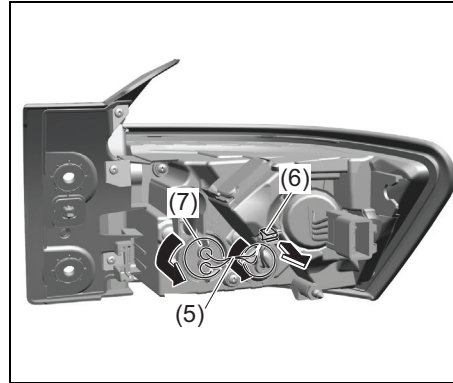


66T060130



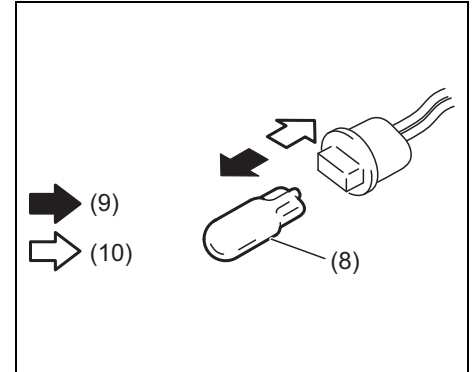
66T060140

- 1) Remove the bolts (1) and pull the light assembly (2) and unplug the grommet (3) firmly to the rearward.
- 2) Disconnect the coupler (4) by pushing the lock release.



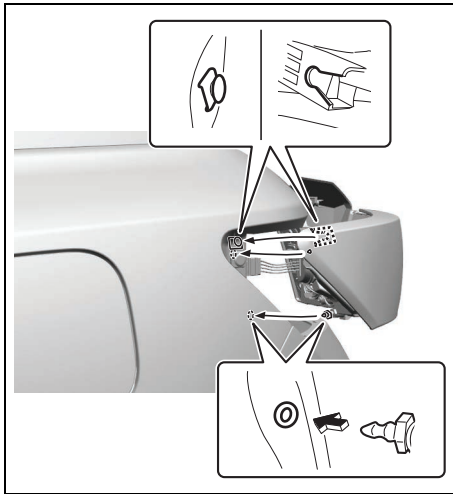
66T060150

- 3) Remove the wire (5) from a clamp (6).
- 4) To remove the bulb holder of the rear turn signal light (7) from the light housing, turn the holder counterclockwise and pull it out.



66T060160


- (9) Removal
- (10) Installation
- 5) To remove and install the bulb (8) of the rear turn signal light simply pull out or push in the bulb.



66T060170

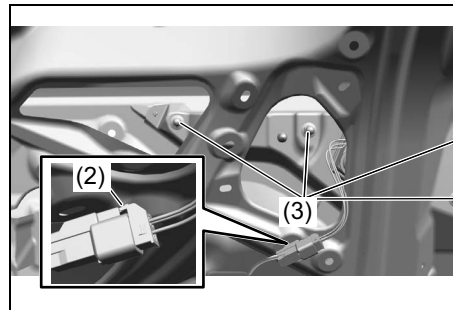
NOTE:
When reinstalling the light housing, check that the clips are properly attached.

Reversing light



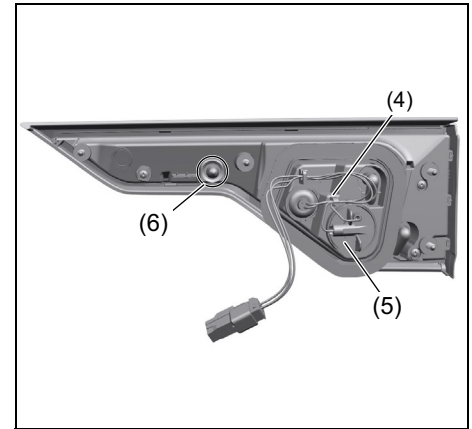
66T060410

- 1) Open the back door and remove the back door trim (1).



66T060420

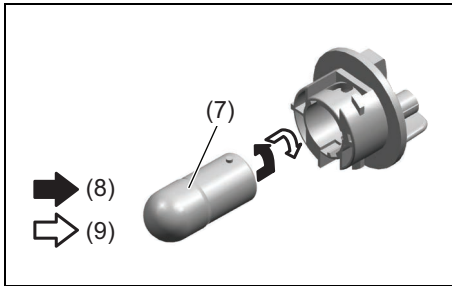
- 2) Disconnect the coupler (2) by pushing the lock release
- 3) Remove nuts (3) and pull the light assembly firmly rearwards.



66T060430

- (6) Clip

- 4) Remove the wire from the clamp (4).
- 5) To remove the reverse bulb holder from lamp, turn the bulb holder (5) counter-clockwise and pull it out.



66T060440

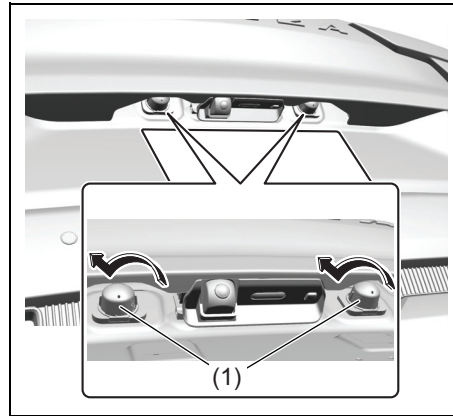
- (8) Removal
- (9) Install

6) To remove the bulb from bulb holder, push the bulb (7) and turn it counter-clockwise. To install a new bulb, push it in and turn it clockwise.

NOTE:

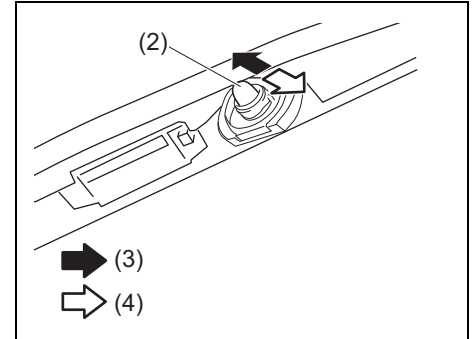
When reinstalling the light housing, check that the clip (6) is properly attached.

License Plate Light



66T060190

1) Remove the cover (1) by pushing in arrow direction.



66T060200

- (3) Removal
- (4) Installation

2) To remove and install the bulb of the license plate light (2), simply pull out or push in the bulb.

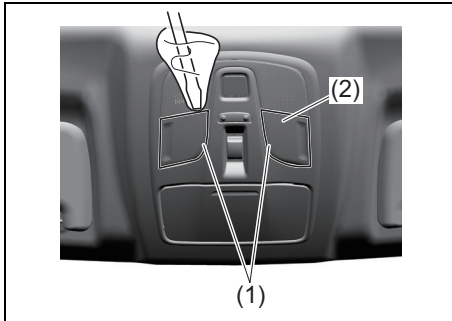
High Mount Stop Light

Since special procedures are required, it is recommended that you take your vehicle to a Maruti Suzuki authorised workshop for light replacement.

INSPECTION AND MAINTENANCE

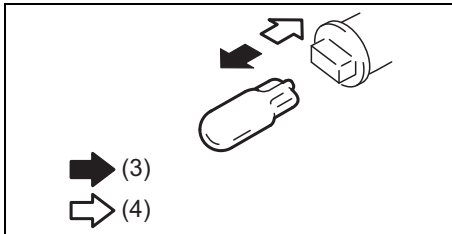
Interior Light

Front (if equipped)



66T060230

- 1) To prevent scratches, insert a commercially available flat-blade screwdriver covered with a soft cloth into the notch (1), and then remove the lens (2).

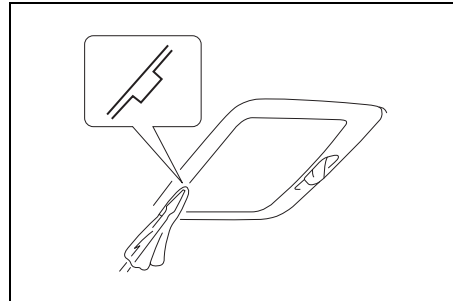


66T060240

- 2) Pull the bulb out and then insert a new one.

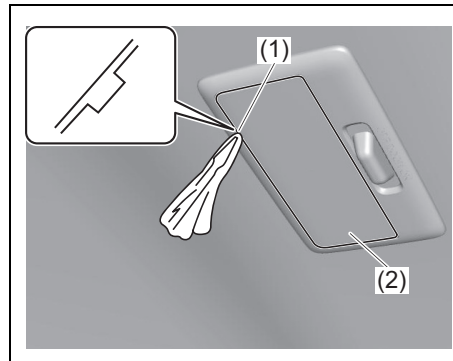
- 3) After replacing the bulb, install the front interior light lens in the reverse order of removal.

Center (if equipped)



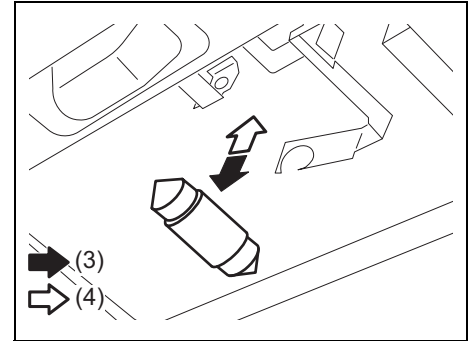
56RM07011

Rear (if equipped)



66T060250

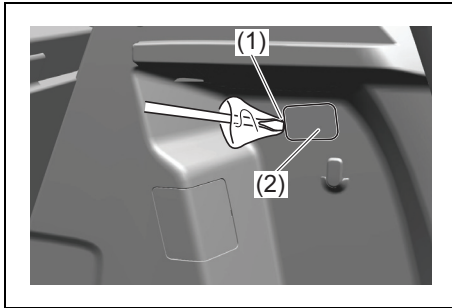
- 1) To prevent scratches, insert a commercially available flat-blade screwdriver covered with a soft cloth into the notch (1), and then remove the lens (2).



66T060260

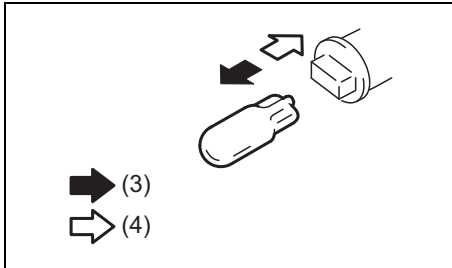
- (3) Removal
- (4) Installation
- 2) Pull the bulb out and then insert a new one.
- 3) After replacing the bulb, install the center interior light lens in the reverse order of removal.

Luggage compartment (if equipped)



66T060270

- 1) To prevent scratches, insert a commercially available flat-blade screwdriver covered with a soft cloth into the notch (1), and then remove the lens (2).



66T060280

- (3) Removal
- (4) Install

- 2) Pull the bulb out and then insert a new one.
- 3) After replacing the bulb, install the luggage compartment light lens in the reverse order of removal.

Front footwell lights (if equipped)

Since special procedures are required, we recommend you take your vehicle to your Maruti Suzuki authorised workshop for light replacement.

Glove box light (if equipped)

Since special procedures are required, we recommend you take your vehicle to your Maruti Suzuki authorised workshop for light replacement.

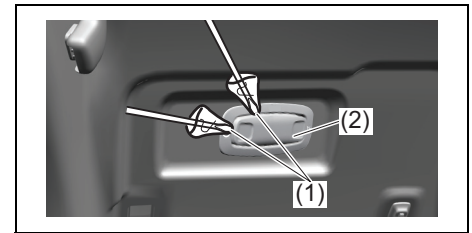
Front / Rear Door Ambient Light (if equipped)

Since special procedures are required, we recommend you take your vehicle to your Maruti Suzuki authorised workshop for light replacement.

Center console ambient light (if equipped)

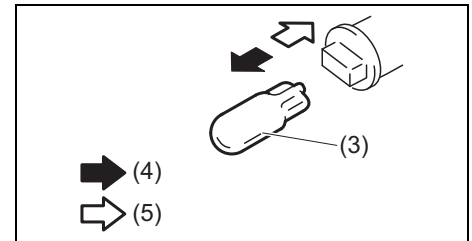
Since special procedures are required, we recommend you take your vehicle to your Maruti Suzuki authorised workshop for light replacement.

Vanity mirror light (if equipped)



66T060310


- 1) To prevent scratches, insert a commercially available flat-blade screwdriver covered with a soft cloth into the notch (1), and then remove the lens (2).



66T060320

- (3) Removal
 - (4) Install
- 2) Pull the bulb (3) out and then insert a new one.
After replacing the bulb, install the vanity mirror light lens in the reverse order of removal.

Wiper Blades



59RN09450

If the wiper blades become brittle or damaged, or make streaks when wiping, replace the wiper blades.

To install new wiper blades, follow the procedures below.


NOTICE

To avoid scratching or breaking the window, do not let the wiper arm strike the window while replacing the wiper blade.

NOTE:

Some wiper blades may be different from the ones described here depending on vehicle specifications. If so, consult your Maruti Suzuki authorised workshop for proper replacement method.

For windshield wipers:

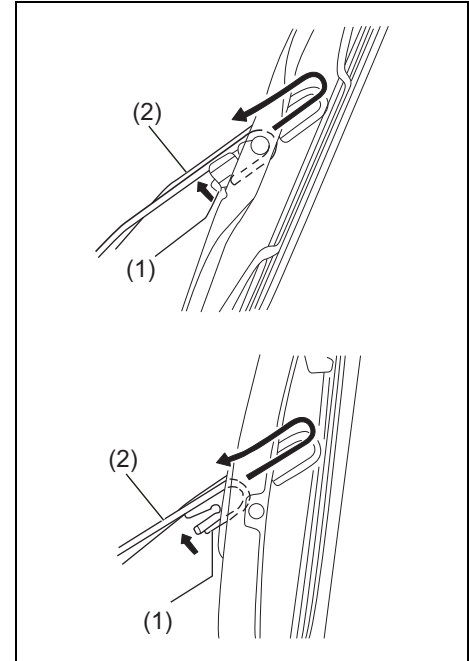


66TM07001

- 1) Hold the wiper arm away from the window.

NOTE:

When raising both of the front wiper arms, pull the driver's side wiper arm up first. When returning the wiper arms, lower the passenger's side wiper arm first. Otherwise, the wiper arms may interfere with each other.

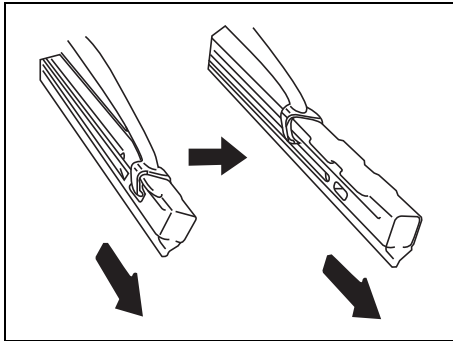


68PH00750

- 2) Squeeze lock (1) towards wiper arm (2) and remove the wiper frame from the arm as shown.
- 3) Unlock the lock end of the wiper blade and slide the blade out as shown.

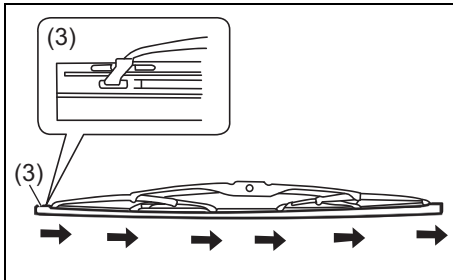
INSPECTION AND MAINTENANCE

Removal



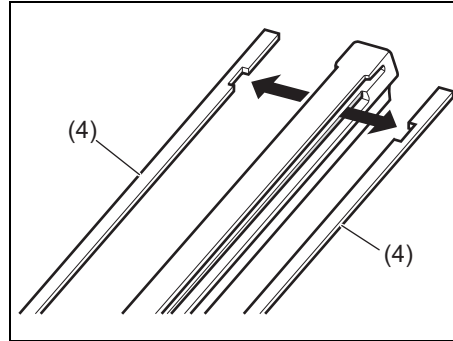
68PH00751

Installation



68PH00752

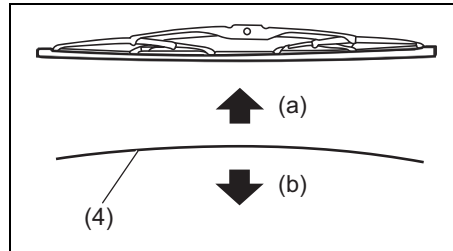
(3) Locked end



68PH00754

(4) Retainer

- 1) If the new blade is provided without the two metal retainers (4), move them from the old blade to the new one.



60MH072

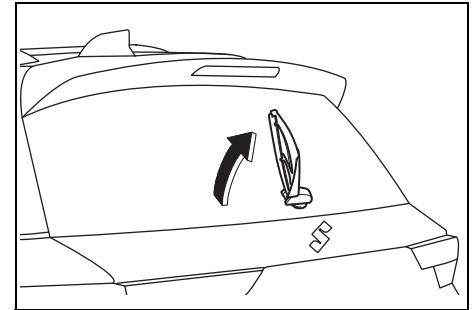
(a) Up
(b) Down

NOTE:

When you install the metal retainers (4), make sure the direction of metal retainers as shown in the above illustrations.

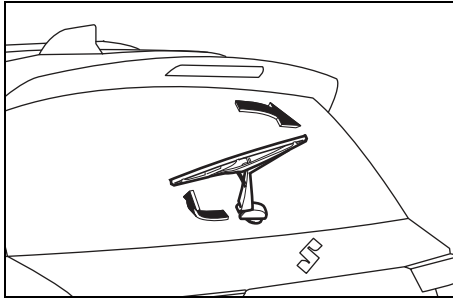
- 2) Install the new blade in the reverse order of removal, with the locked end positioned toward the wiper arm. Check that the blade is properly retained by all the hooks. Lock the blade end into place.
- 3) Reinstall wiper frame to arm, checking that the lock lever is snapped securely into the arm.

For rear wipers:



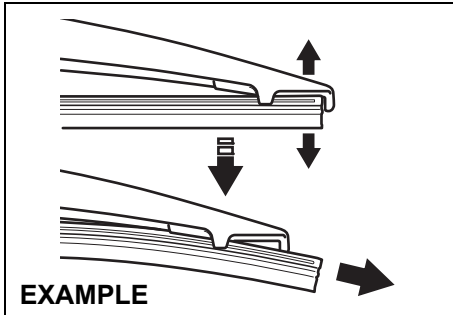
66TM07002

- 1) Hold the wiper arm away from the window.



66TM07003

- Remove the wiper frame from the wiper arm after rotating the wiper frame clockwise.

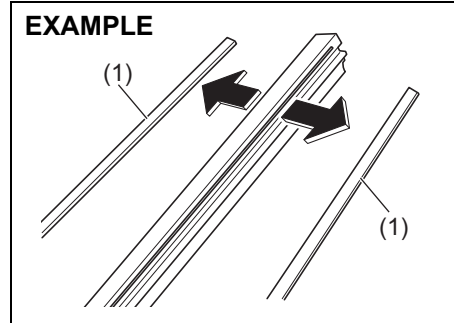


55RM07020

- Slide the blade out as shown.

NOTE:

Do not flex the wiper blade frame end more than necessary. If you do, it can break off.



55RM07021


- Retainer

- If the new blade is provided without the two metal retainers, move them from the old blade to the new one.
- Install the new blade in the reverse order of removal. Make sure the blade is properly retained by all the hooks.
- Reinstall wiper frame to arm in the reverse order of removal.

NOTE:

When you install the metal retainers (1), make sure the direction of metal retainers as shown in the above illustrations.

Windshield Washer Fluid



66T060330

Check that there is washer fluid in the tank. Refill it if necessary. Use a good quality windshield washer fluid, diluted with water as necessary.

⚠ WARNING

Do not use radiator antifreeze solution in the windshield washer reservoir. This can severely impair visibility when sprayed on the windshield, and also can damage your vehicle's paint.

NOTICE


- Damage may result if the washer motor is operated with no fluid in the washer tank.
- Avoid use of hard water to prevent building of lime scale on the vehicle.

Air Conditioning System

If you do not use the air conditioner for a long period, such as during winter, it may not give the best performance when you start using it again. To help maintain optimum performance and durability of your air conditioner, it needs to be run periodically. Operate the air conditioner at least once a month for one minute with the engine idling. This circulates the refrigerant and oil and helps protect the internal components.

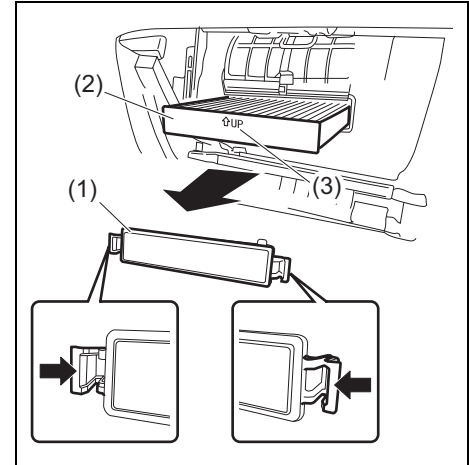
Air conditioner filter replacement

Since special procedures are required, ask a Maruti Suzuki authorised workshop for this job.



66T060340

- 1) To approach the air conditioner filter, remove the glove box by pressing both sides of the glove box inward and pulling it out.



66T060350

- 2) Remove the cover (1) and pull out the air conditioner filter (2).

NOTE:

- When you install a new filter, check that the UP mark (3) faces upward.

Preparation Before Winter Season

Windshield Washer Fluid

To prevent windshield washer fluid from freezing, dilute it by the ratio according to outside temperature.

Lead-acid Battery

Check the liquid measure and the specific gravity of lead-acid battery. When it becomes cold, the battery performance gets worse. Also, it becomes difficult to start the engine by the weak battery. Refer to "Battery" in the "INSPECTION AND MAINTENANCE" section.

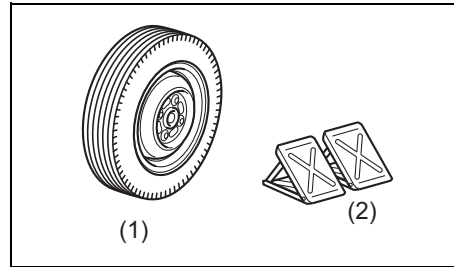
Engine Coolant

To prevent the inside of engine from corroding and freezing, use the designated engine coolant. Refer to "Specifications" in the "SPECIFICATIONS" section.

NOTE:

To check the concentration of engine coolant or replace it, ask a Maruti Suzuki authorised workshop.

Winter Tyres and Chocks




66T060360

- (1) Winter tyre
- (2) Chock

Winter tyres and chocks are necessary to drive on the snow roads or the frozen roads.


Before Your Driving Snow on the Roof



80J308

Remove snow on the roof before your driving. If you do not remove it, snow may fall during your driving and it may hinder your view.


Frozen Wiper Blades



65P60060

Melt ice by pouring lukewarm water. After melting it, wipe off water to prevent refreezing. If you operate the wiper blades forcedly when ice stays freezing, the wiper rubbers may be damaged and the wiper blades may be broken.

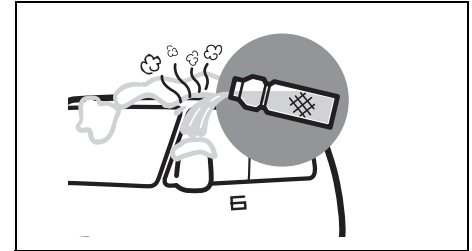
Snow and Frost on the Window Glasses



82K261

Use the plastic board (1). You can remove snow and frost not to damage the window glasses.

Frozen Outside Rearview Mirrors



65P60070

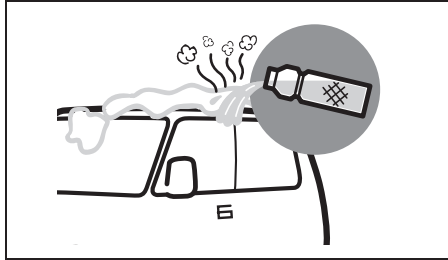
Melt ice by pouring lukewarm water. After melting it, wipe off water to prevent refreezing. If you operate the outside rearview mirrors forcedly when ice stays freezing, the outside rearview mirrors may be broken.

NOTICE

- For the outside rearview mirror folding switch, check if you can move the mirrors by your hands first. Then, operate the switch. If you repeat to operate the switch when ice stays freezing, the mirrors may be broken.
- For the remote folding mirrors, deactivate the function of the remote folding mirrors in the cold condition where the outside rearview mirrors are frozen. If you repeat to operate them when ice stays freezing, the mirrors may be broken.

INSPECTION AND MAINTENANCE

Frozen Doors



65P60080

Pour lukewarm water except the keyhole on the door. After opening the door, wipe off water. If you open the door forcibly when ice stays freezing, the rubbers around the door may be come off and broken.


Snow Attaching to Shoes



80J312

Remove snow attaching to shoes before getting in your vehicle. If you do not remove it, you may slip when operating the pedals and the window glasses may mist easily because of high humidity inside the vehicle.


When Parking the Vehicle Outside



80J315

NOTICE

- If you park the vehicle under eaves or trees, the roof of the vehicle may be dented by accumulated snow or fallen snow.
When it is snowing, do not park the vehicle under eaves or trees.
- If you park the vehicle outside when it is snowing, the wiper arms may be deformed or the wiper blades may be frozen on the windshield by snow weight. Raise the wiper arms away from the windshield when parking the vehicle.



60G411

EMERGENCY SERVICE

Towing by Tow Truck	10-1
Towing by Using Towing Eye	10-1
Tyre Changing Tool	10-4
Jacking Instructions	10-6
Jump-starting Instruction	10-11
Running Out of Battery	10-12
If You Get a Flat Tyre While Driving	10-13
Engine trouble: Starter does not operate	10-13
Engine trouble: Does not start	10-13
Engine trouble: Overheating	10-14
Warning Triangle	10-15

EMERGENCY SERVICE

Towing by Tow Truck

If you need to have your vehicle towed, contact a professional service. Maruti Suzuki authorised workshop can provide you with detailed towing instructions.

NOTICE

To help avoid damage to your vehicle during towing, proper equipment and towing procedures must be used.

2-wheel Drive (2WD) Manual Transmission

Manual transmission vehicles may be towed using either of the following methods.

- Being towed from the front:
Lift the front wheels and keep the rear wheels on the ground. Before the vehicle is towed, make sure that the parking brake is released.
- Being towed from the rear:
Lifted and the front wheels on the ground, provided the steering and drivetrain are in operational condition. Before towing, check that transmission is in neutral, the steering wheel is unlocked (vehicle without keyless push start system - the ignition key should be in "ACC" position) (vehicle with keyless push start system - the ignition mode is ACC), and the steering wheel is secured with a clamping device designed for towing service.

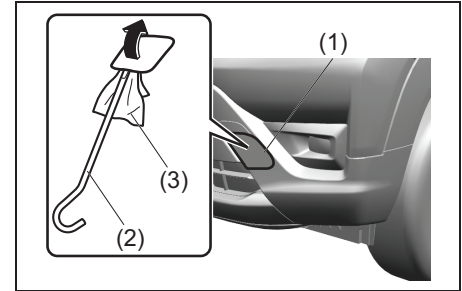
NOTICE

The steering column is not strong enough to withstand shocks transmitted from the front wheels during towing. Always unlock the steering wheel before towing.

Towing by Using Towing Eye

Hanging Point of a Towing Cable

Hang a towing cable on a towing eye. The towing eye is provided on the front of the vehicle for use in emergency situations or sea shipping purposes.



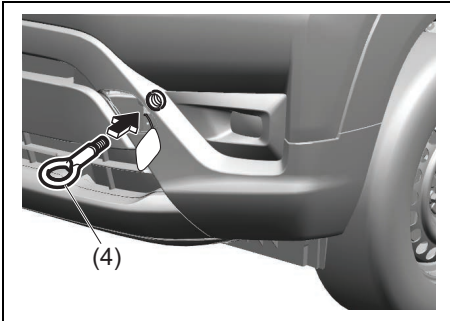
- 1) Remove the cover (1) by using a jack handle (2) covered with a soft cloth (3) as shown in the illustration.

NOTICE

Do not apply excessive force as it may damage the cover strap.

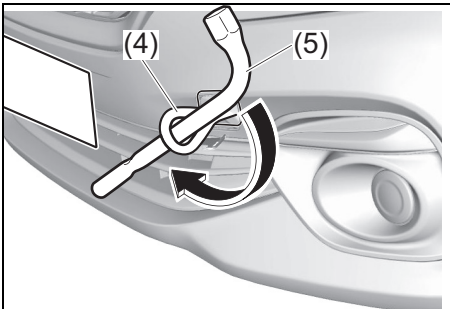
NOTE:

We recommend that you fasten the cover with tape to prevent damage during towing.



66T070020

2) Install the towing eye (4) by hand.



66T070031

3) To tighten the towing eye (4), turn it clockwise by using a wheel brace (5) until the towing eye (4) is securely installed.

NOTICE

- Observe the following instructions when using the towing eye (4). Otherwise, the towing eye or the vehicle body may break and cause serious injury or damage:
 - Avoid pulling the vehicle to get out of severe snowy, muddy or sandy conditions.
 - Avoid sudden starts or erratic driver performance which could cause excessive stress on the towing eye.
 In such cases, we recommend that you contact a professional service.
- Do not use the towing eye (4) for towing another vehicle or transporting your vehicle by a car carrier trailer, etc.

NOTICE

- Your vehicle was originally designed to carry people and a normal amount of cargo, not to tow a trailer.
- The frame hook (6) is provided on the rear of the vehicle for use in emergency situations and sea shipping purposes only. Do not use the frame hook for towing another vehicle, being towed by another vehicle or transporting your vehicle by a car carrier trailer, etc. Otherwise, the frame hook or the vehicle body may break and cause serious injury or damage.



66T070040

EMERGENCY SERVICE

Towing by Using a Rope

- 1) Hang a towing cable on a towing eye horizontally, so that the hanging side would be the same for the towing vehicle and the towed vehicle if possible.
- 2) Keep the engine running.
 - When you cannot start the engine, press the engine switch to change the ignition mode to the position other than LOCK (OFF).
 - Turn the steering wheel to left and right to check that the steering lock is released.

WARNING

If you drive the vehicle without the engine running, it may cause an accident.

When your vehicle is towed by using a rope, observe the following instructions.

- Do not press the engine switch to change the ignition mode to LOCK (OFF). Otherwise, the steering wheel will be locked and not be turned.

(Continued)

WARNING

(Continued)

- Depress the brake pedal more firmly than usual, as the brake booster does not work.
- Operate the steering wheel with more force, as the power steering system does not work.

NOTICE

If you cannot release the steering lock, you cannot operate the steering wheel and it may cause an accident. If you cannot release the steering lock because of malfunction and running out of the lead-acid battery, do not perform towing by using a rope.

- 3) Shift the gearshift lever into "N".

NOTE:

If you cannot shift the gearshift lever into "N", towing by using a towing cable is not possible. Consult a Maruti Suzuki authorised workshop.

- 4) During towing, make sure that a towing cable is not slack. To avoid a collision, carefully drive your vehicle checking the brake lights of the front vehicle.
 - To warn the driver of a following vehicle, turn on the hazard warning lights of the towed vehicle.

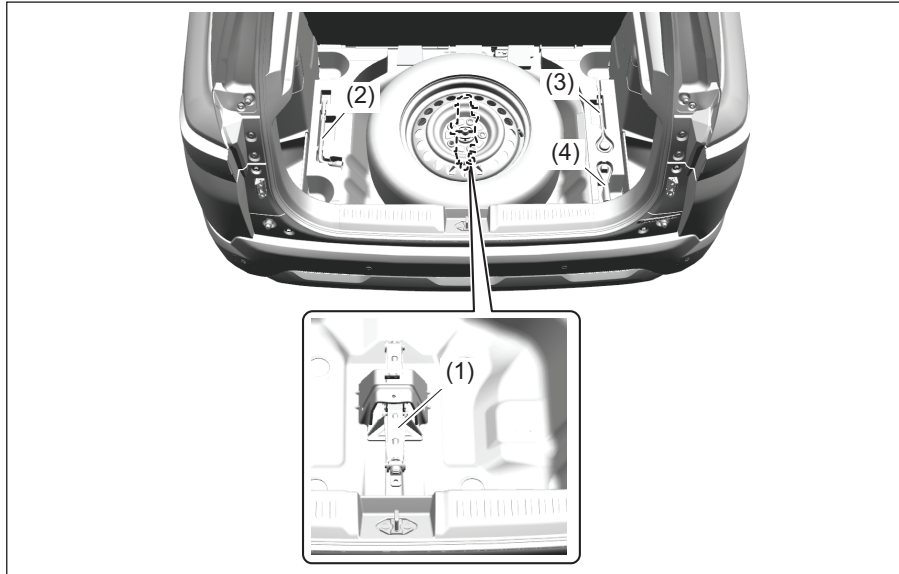
WARNING

If you continuously depress the brake pedal on a long or steep downhill slope, the brakes could overheat and become ineffective. When there is a long or steep downhill slope, do not perform towing by a rope. Make a request of a tow truck.

NOTICE

- If a strong impact is applied to a towing eye or a towing cable by sudden starting etc., the towing eye or the vehicle body may be damaged. When the vehicle needs to be towed, do not apply a strong impact to a towing eye or a towing cable by sudden starting etc. Do not accelerate suddenly.
- If the vehicle unavoidably needs to be towed by a rope, tow your vehicle on paved roads. Do not exceed the vehicle speed of 30 km/h and do not drive the vehicle for longer than 30 km to protect the transmission.

Tyre Changing Tool



66T070060

- (1) Jack
- (2) Wheel wrench
- (3) Jack handle
- (4) Towing eye


The tyre changing tools are stowed in the luggage compartment. Refer to “Luggage Compartment” in “QUICK GUIDE” section.

NOTE: For CNG variant, please refer CNG supplementary Owner’s Manual

When using the jack, check that there is no deformation or damage on the jack. Also, check that there is no dirt on the screw part and grease is applied on it.

The tyre changing tools are stowed in the luggage compartment, below luggage compartment carpet.

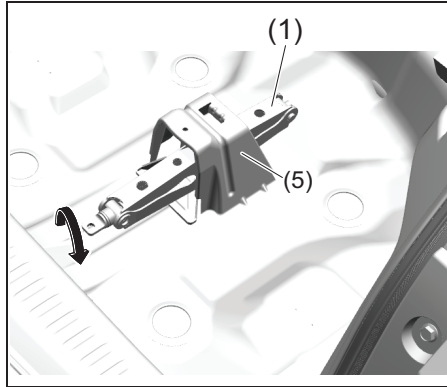
To remove the luggage compartment carpet easily, lift the carpet from the string provided on the luggage compartment carpet and pull it out.



66T070070

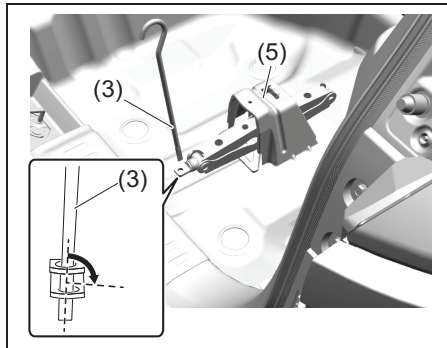
To remove the jack (1), turn its shaft counterclockwise by using jack handle (3) and pull the jack out of the spare tyre bracket.

EMERGENCY SERVICE



66T070080

To stow the jack (1), place it in the spare tyre bracket (5) and turn the shaft clockwise with the hand.



66T070090

After temporarily tightening the jack till it contacts the spare tyre bracket (5), turn the shaft approximately 90° to 180° by using jack handle (3) to securely hold the jack in place.

⚠ WARNING

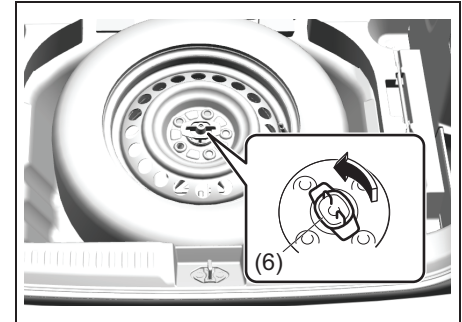
After using the tyre changing tools, be sure to stow them securely or they can cause injury if an accident occurs.

⚠ CAUTION

The jack should be used only to change wheels. It is important to read the jacking instructions in this section before attempting to use the jack.


NOTICE

To avoid damaging the storage bracket, do not expand the jack excessively.



66T070100

To remove the spare tyre, turn the bolt (6) counterclockwise and remove it.



66T070110

Return the spare tyre back into the luggage compartment in the reverse order of removal and tighten its bolt (6) clockwise as shown in the above illustration.

While replacing tyre with alloy wheel make sure to remove the wheel cap before keeping the tyre in the trunk.

NOTICE

Make sure that the spare tyre is fixed securely on the floor. Loosely fixed tyre may cause noise during driving and damage paint on vehicle body.

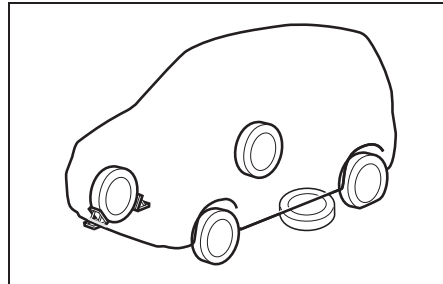
Jacking Instructions

- 1) Place the vehicle on level, hard ground.
- 2) Set the parking brake firmly and shift into "P" (Park) if your vehicle has an automatic transmission, or shift into "R" (Reverse) if your vehicle has a manual transmission.

⚠ WARNING

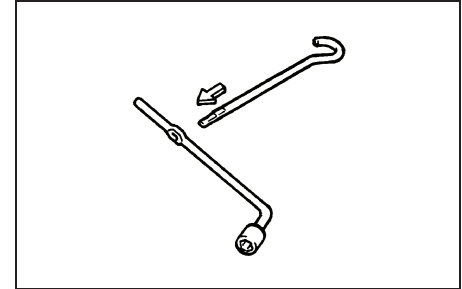
- Shift into "P" (Park) for an automatic transmission, or into "R" (Reverse) for a manual transmission vehicle when you jack up the vehicle.
- Never jack up the vehicle with the transmission in "N" (Neutral). Otherwise, unstable jack may cause an accident.

- 3) Turn on the hazard warning switch if your vehicle is near traffic.

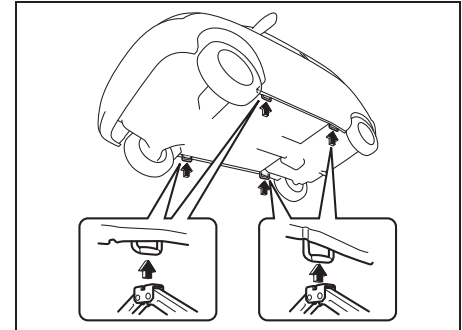


52KM119

- 4) Block the front and rear of the wheel diagonally opposite of the wheel being lifted.
- 5) Place the spare tyre near the wheel being lifted as shown in the illustration in case the jack slips.

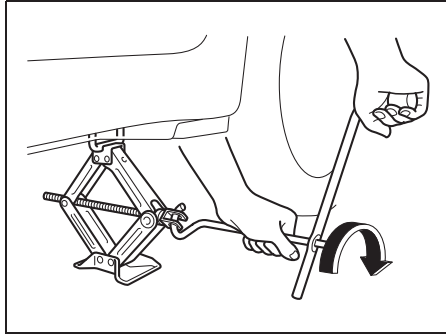


54G253



63J100

EMERGENCY SERVICE



63J101

- 6) Position the jack at an angle as shown in the illustration and raise the jack by turning the jack handle clockwise until the jack-head groove fits around the jacking bar beneath the vehicle body.
- 7) Continue to raise the jack slowly and smoothly until the tyre clears the ground. Do not raise the vehicle more than necessary.

⚠ WARNING

- Use the jack only to change wheels on level, hard ground.
- Never jack up the vehicle on an inclined surface.
- Never raise the vehicle with the jack in a location other than the specified jacking point (shown in the illustration) near the wheel to be changed.

Especially, do not raise the vehicle with a jack at a part of the torsion beam which is located under the vehicle body, between rear wheels.

- Make sure that the jack is raised at least 51 mm (2 inches) before it contacts the flange. Use of the jack when it is within 51 mm (2 inches) of being fully collapsed may result in failure of the jack.

(Continued)

⚠ WARNING

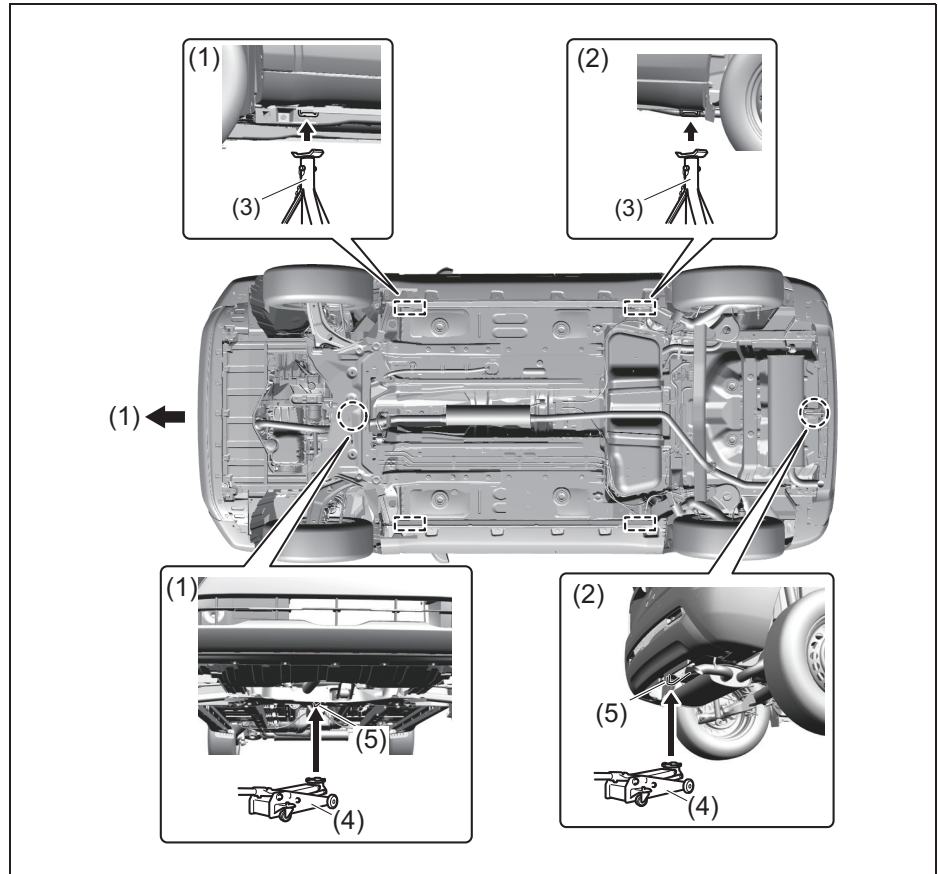
(Continued)

- Do not use wooden blocks or similar objects as a jack underlay.
- Never get under the vehicle when it is supported by the jack. Never place your hands and feet under the raised vehicle when it is supported by a jack.
- Never run the engine when the vehicle is supported by the jack and never allow passengers to remain in the vehicle.

Raising vehicle with garage jack

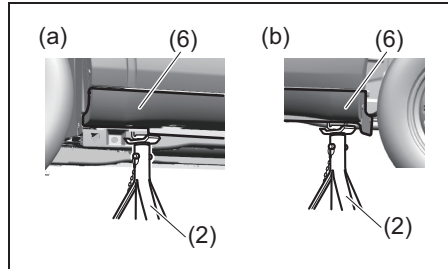
- Apply the garage jack to one of the points indicated below.
- Always support the raised vehicle with jack stands (commercially available) at the points indicated below.

- (1) Front
- (2) Rear
- (3) Jack stand
- (4) Garage jack
- (5) Jacking point for onboard jack



66T070120

EMERGENCY SERVICE



66T070130

- (a) Specified position of jack stand for the front side
(b) Specified position of jack stand for the rear side

NOTICE

If you use the jack stand (2) in the condition that it touches the side skirt (6), the side skirt may be broken or damaged.
When using the jack stand, make sure that it does not touch the side skirt.

NOTE:

For more details, please contact a Maruti Suzuki authorised workshop.

Changing Wheels

⚠ WARNING

Never change a wheel in traffic lane. Always move the vehicle off the road on level, hard ground away from traffic for changing a wheel. For any further assistance contact your nearest Maruti Suzuki authorised workshop.

To change a wheel, use the following procedure:

- 1) Prepare the jack and tools.
- 2) Loosen, but do not remove the wheel nuts.
- 3) Jack up the vehicle (follow the jacking instructions in this section).

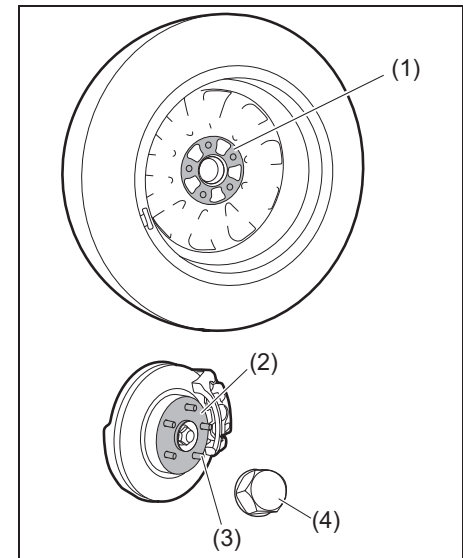
⚠ WARNING

- Shift into “P” (Park) for an automatic transmission, or into “R” (Reverse) for a manual transmission vehicle when you jack up the vehicle.
- Never jack up the vehicle with the transmission in “N” (Neutral). Otherwise, unstable jack may cause an accident.

⚠ CAUTION

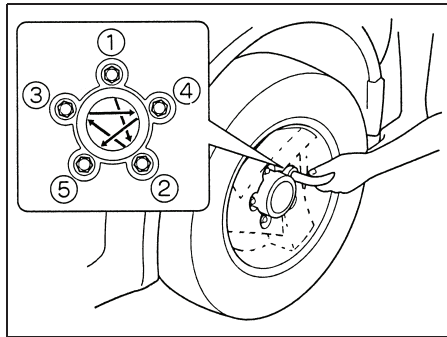
Immediately after the vehicle has been driven, the wheels, the wheel nuts and the area around the brakes might be extremely hot. Touching these areas may cause burn injury. Do not touch these areas, immediately after the vehicle has been driven.

- 4) Remove the wheel nuts and wheel.



66T070140

- 5) Clean any mud or dirt off from the surface of the wheel (1), hub (2), thread part (3) and surface of the wheel nuts (4) with a clean cloth. Clean the hub carefully; it may be hot from driving.
- 6) Install the new wheel and replace the wheel nuts with their cone shaped end facing the wheel. Tighten each nut snugly by hand until the wheel is securely seated on the hub.



81A057

**Tightening torque for wheel nuts
100 Nm (10.2 kg-m, 74.0 lb-ft)**

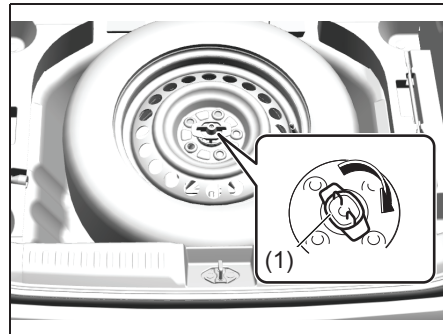
- 7) Lower the jack and fully tighten the nuts with a wheel wrench in numerical order as shown in the illustration.

⚠ WARNING

Use genuine wheel nuts and tighten them to the specified torque as soon as possible after changing wheels. Incorrect wheel nuts or improperly tightened wheel nuts may come loose or fall off, which can result in an accident. If you do not have a torque wrench, have the wheel nut torque checked by a Maruti Suzuki authorised workshop.

NOTICE

Make sure that the spare tyre is fixed securely on the floor. Loosely fixed tyre may cause noise during driving and damage paint on vehicle body.

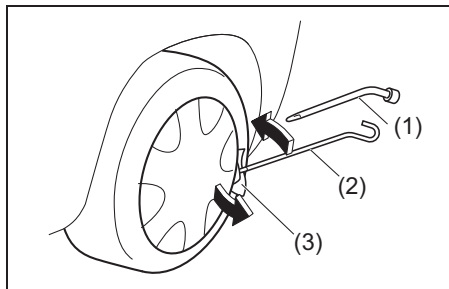


66T070160

Return the spare tyre back into the luggage compartment in the reverse order of removal and tighten its bolt (1) clockwise as shown in the above illustration.

EMERGENCY SERVICE

Full Wheel Cover (if equipped)

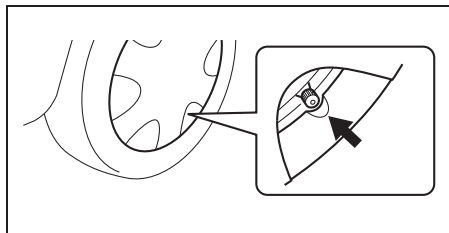


68PM08011

(1) or (2) Flat end tool

Your vehicle includes two tools, a wheel wrench and a jack crank, one of which has a flat end.

Use the tool with the flat end with soft cloth (3) to remove the full wheel cover, as shown above.



68PM08012

When installing the cover, make sure that it is positioned so that it does not cover or foul the air valve.

Jump-Starting Instructions

⚠ WARNING

- Never attempt to jump-start your vehicle if the lead-acid battery appears to be frozen. Lead-acid batteries in this condition may explode.
- When making jump lead connections, be certain that your hands and the jump leads remain clear from pulleys, belts or fans.
- Lead-acid batteries produce flammable hydrogen gas. Keep flames and sparks away from the lead-acid battery or an explosion may occur. Never smoke when working near the lead-acid battery.
- If the booster lead-acid battery you use for jump-starting is installed in another vehicle, make sure the two vehicles are not touching each other.
- If your lead-acid battery discharges repeatedly, for no apparent reason, have your vehicle inspected by a Maruti Suzuki authorised workshop.

(Continued)

⚠ WARNING

(Continued)

- To avoid harm to yourself or damage to your vehicle or lead-acid battery, follow the jump-starting instructions below. If you are in doubt, call for qualified road service.

NOTICE

Your vehicle should not be started by pushing or towing. This starting method could result in permanent damage to the catalytic converter. Use jump leads to start a vehicle with a weak or flat battery.

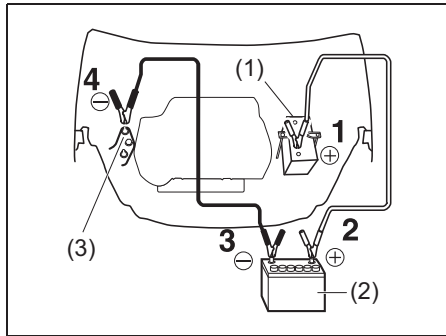
Jump-Starting

- 1) Use only a 12-volt lead-acid battery to jump-start your vehicle. Position the good 12-volt lead-acid battery close to your vehicle so that the jump leads will reach both batteries. When using a battery installed on another vehicle, check that two vehicles do not touch each other. Set the parking brakes fully on both vehicles.
- 2) Turn off all vehicle accessories, except those necessary for safety reasons (for example, headlights or hazard lights).

Running Out of Battery

In the following cases, the lead-acid battery is running out.

- The starter does not engage when attempting to turn on the engine. Or, the starter rotation is too weak to make the engine start.
- The headlight illumination is extremely low or the horn volume is low.



54P000804

3) Connect jump leads as follows:

1. Connect one end of the first jump lead to the positive (+) terminal of the discharged battery (1).
2. Connect the other end to the positive (+) terminal of the booster battery (2).
3. Connect one end of the second jump lead to the negative (-) terminal of the booster battery (2).
4. Make the final connection to an unpainted, heavy metal part (i.e. engine mount bolt (3)) of the engine of the vehicle with the discharged battery (1).

⚠ WARNING

Never connect the jump lead directly to the negative (-) terminal of the discharged lead-acid battery, or an explosion may occur.

⚠ CAUTION

Connect the jump lead to the engine mount bolt securely. If the jump lead disconnects from the engine mount bolt because of vibration at the start of the engine, the jump lead could be caught in the drive belts.

- 4) If the booster battery you are using is fitted to another vehicle, start the engine of the vehicle with the booster battery. Run the engine at moderate speed.
- 5) Start the engine of the vehicle with the discharged lead-acid battery.
- 6) Remove the jump leads in the exact reverse order in which you connected them.

If You Get a Flat Tyre While Driving

Firmly hold the steering wheel and carefully apply the brakes to slow down the vehicle and stop it in a safe place.

Engine trouble: Starter does not operate

- 1) Try turning the ignition switch to "START" position or try pressing the engine switch to change the ignition mode to "START" with the headlights turned on to determine the lead-acid battery condition. If the headlights go excessively dim or go off, it usually means that either the lead-acid battery is discharged or the lead-acid battery terminal contact is poor. Recharge the lead-acid battery or correct lead-acid battery terminal contact as necessary.
- 2) If the headlights remain bright, check the fuses. If the reason for failure of the starter is not obvious, there may be a major electrical problem. Have the vehicle inspected by a Maruti Suzuki authorised workshop.

Engine trouble: Does not start

Make sure that your vehicle has enough fuel and lead-acid battery.

If the engine does not start under very cold condition, press the accelerator pedal all the way to the floor and hold it while cranking the engine.

Refer to "Starting / Stopping Engine (Vehicle without Keyless Push Start System) (if equipped)" or "Starting / Stopping Engine (Vehicle with Keyless Push Start System) (if equipped)" in operating your vehicle section.

If the engine still does not start have your vehicle inspected at a Maruti Suzuki authorised workshop.

- Do not operate the starter motor for more than 12 seconds.

(Vehicle with Keyless Push Start System)

NOTE:

If the engine refuses to start, the starter motor automatically stops after a certain period of time. After the starter motor has automatically stopped or if there is anything abnormal in the engine starting system, the starter motor runs only while the engine switch is held pressed.

Engine trouble: Overheating

The engine could overheat temporarily under severe driving conditions. If the high engine coolant temperature warning light comes on as overheating or the engine coolant temperature gauge indicates overheating during driving:

- 1) Turn off the air conditioner.
- 2) Take the vehicle to a safe place and park.
- 3) Run the engine at a normal idle speed for a few minutes until the high engine coolant temperature warning light goes off or the indicator is within the normal, acceptable temperature range between "H" and "C".

WARNING

If you see or hear escaping steam, stop the vehicle in a safe place and immediately turn off the engine to cool it. Do not open the hood when steam is present. When the steam can no longer be seen or heard, open the hood to see if the coolant is still boiling. If it is, you must wait until it stops boiling before you proceed.

If the high engine coolant temperature warning light does not go off or the temperature indication does not come down to within the normal, acceptable range:

- 1) Turn off the engine and check that the water pump belt and pulleys are not damaged or slipping. If any abnormality is found, correct it.
- 2) Check the coolant level in the reservoir. If it is found to be lower than "LOW" line, check radiator, water pump and radiator hoses for leakage. If leakage that may cause overheating is found, do not run the engine until these problems have been corrected.
- 3) If leakage is not found, carefully add coolant to the reservoir and then the radiator, if necessary. (Refer to "Engine Coolant" in "INSPECTION AND MAINTENANCE" section.)

NOTE:

If engine overheats and you are not sure what to do, contact a Maruti Suzuki authorised workshop.



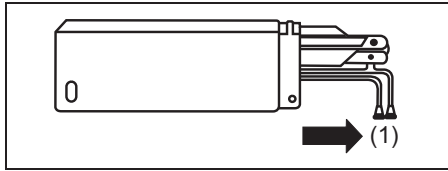
79J007

WARNING

- It is hazardous to remove the radiator cap when the water temperature is high, because scalding fluid and steam may be blown out under pressure. The cap should only be taken off when the coolant temperature has lowered.
- To help prevent personal injury, keep hands, tools and clothing away from the engine cooling fan and air-conditioner fan. These electric fans can automatically turn on without warning.

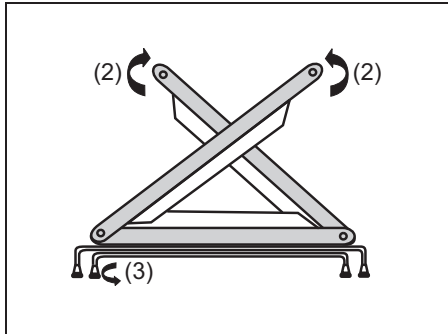
EMERGENCY SERVICE

Warning Triangle



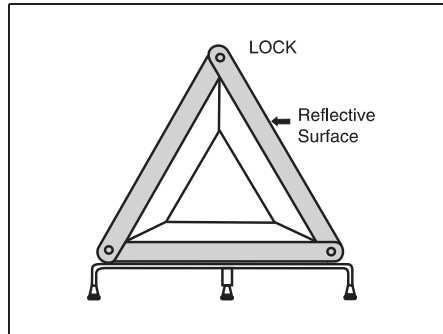
66T070180

In case of vehicle break-down or during emergency stopping, where, your vehicle could become a potential traffic hazard, keep the warning triangle, provided with your vehicle, on the road free from any obstacles behind your vehicle so as to warn the approaching traffic, at an approximate distance of 50-100 m. The reflecting side of the triangle should face the on coming traffic. Please activate the hazard warning lamps before alighting the vehicle to keep the warning triangle.




66T070170

- Remove the warning triangle carefully from the cover as shown by arrow (1).
- Open both the reflector arms as shown by arrow (2) and lock the arms with each other with the clip provided in the right arm. Open the bottom stand in counter clock-wise direction as shown by arrow (3). Position the warning triangle behind the vehicle on a plain surface.
- Reverse the removal procedure for keeping inside the cover.



MHO-07-015

APPEARANCE CARE



60G412

Corrosion Prevention	11-1
Cleaning Exterior	11-2
Cleaning Interior	11-7

APPEARANCE CARE

Corrosion Prevention

It is important to take good care of your vehicle to protect it from corrosion. Listed below are instructions for how to maintain your vehicle to prevent corrosion. Please read and follow these instructions carefully.

Important Information about Corrosion

Common causes of corrosion

- 1) Accumulation of road salt, dirt, moisture or chemicals in hard-to-reach areas of the vehicle underbody or frame.
- 2) Chipping, scratches and any damage to treated or painted metal surfaces resulting from minor accidents or abrasion by stones and gravel.
- 3) Any or all of the below mentioned points:
 - Continuous exposure to sunlight
 - Hard water & sea water coming in contact with vehicle.
 - Foot rubbing (skirting).

Environmental conditions which accelerate corrosion

- 1) Road salt, dust control chemicals, sea breeze or industrial pollution will all accelerate the corrosion of metal.
- 2) High humidity will increase the rate of corrosion particularly when the temperature range is just above the freezing point.

- 3) Moisture in certain areas of a vehicle for an extended period of time may promote corrosion even when other body sections are completely dry.
- 4) High temperatures will cause an accelerated rate of corrosion to parts of the vehicle which are not well-ventilated to permit quick drying.

This information illustrates the necessity of keeping your vehicle (particularly the underbody) as clean and dry as possible. It is equally important to repair any damage to the paint or protective coatings as soon as possible.

How to Help Prevent Corrosion

Wash your vehicle frequently

The best way to preserve the finish on your vehicle and to help avoid corrosion is to keep it clean with frequent washing. Wash your vehicle at least once during the winter and once immediately after the winter. Keep your vehicle, particularly the underside, as clean and dry as possible. If you frequently drive on salted roads, your vehicle should be washed at least once a month during the winter. If you live near the ocean, your vehicle should be washed at least once a month throughout the year.

For washing instructions, refer to “Cleaning Exterior” section.

Remove foreign material deposits

Foreign materials such as salts, chemicals, road oil or tar, tree sap, bird droppings and industrial fall-out may damage the finish of your vehicle if it is left on painted surfaces. Remove these types of deposits as quickly as possible. If these deposits are difficult to wash off, an additional cleaner may be required. Check that any cleaner you use is not harmful to painted surfaces and is specifically intended for your purposes. Follow the manufacturer’s directions when using these special cleaners.

Repair finish damage

Carefully examine your vehicle for damage to the painted surfaces. Should you find any chips or scratches in the paint, touch them up immediately to prevent corrosion from starting. If the chips or scratches have gone through to the bare metal, have a qualified body shop make the repair.

Keep passenger and luggage compartments clean

Moisture, dirt or mud can accumulate under the floor mats and may cause corrosion. Occasionally, check under these mats to ensure that this area is clean and dry. More frequent checks are necessary if the vehicle is used for off-road driving or in wet weather.

Certain cargos such as chemicals, fertilizers, cleaners, salts, etc. are extremely corrosive by nature. These products should be transported in sealed containers. If they are spilled or leaked, clean and dry the area immediately.

Park your vehicle in a dry, well-ventilated area

Park your vehicle to save it from continuous exposure to direct sunlight. Do not park your vehicle in a damp, poorly-ventilated area. If you often wash your vehicle in the garage and place it there in wet condition, your garage may be damp. The high humidity in the garage may cause or accelerate corrosion. A wet vehicle may corrode even in a heated garage if the ventilation is poor.

WARNING

Do not apply additional undercoating or rust preventive coating on or around exhaust system components such as the catalytic converter and the exhaust pipes. It may catch a fire if the undercoating substance becomes overheated.

Cleaning Exterior

For Keeping the Paintwork Beautiful

To keep your vehicle's beautiful appearance for a long term, daily care is important.

- For parking and storing the vehicle, we recommend garages with good ventilation and locations with roofs.
- The following situations may cause rusting and discoloration of the paint. Wash your vehicle promptly.
 - When driving in coastal areas or on roads sprayed with antifreeze agent (Wash the underside of the vehicle and around the wheel wells especially)
 - When bird droppings, dead insects, sap, iron dust, soot or smoke residue, coal tar, etc., adhere to the paint or when the vehicle gets wet with acid rain
 - When the vehicle is dirty with dust or mud
- Give the vehicle a wax about once a month or whenever the water-repelling ability of the painted surfaces has declined. Follow all instructions on the package of the wax (sold separately).

NOTE:

Do not use wax on plastic parts that are not coated. Waxing these surfaces could result in a whitened or uneven appearance.



80J302

- Chips from flying rocks, scratches, etc. can cause rust. Repair these areas as soon as possible.

NOTICE

- **When repairing scratches on painted surfaces, consult a Maruti Suzuki authorised workshop. Using an inappropriate material for repair could cause damage to the paint.**
- **It is important that your vehicle be kept clean and free from dirt. Failure to keep your vehicle clean may result in fading of the paint or corrosion to various parts of the vehicle body.**

APPEARANCE CARE

Washing

WARNING

- Never attempt to wash and wax your vehicle with the engine running.
- When cleaning the underside of the body and fender, where there may be sharp-edged parts, wear gloves and a long-sleeved shirt to protect your hands and arms from being cut.
- After washing your vehicle, carefully test the brakes before driving to check that they have maintained their normal effectiveness.

NOTICE



84S09240

- When washing or waxing the vehicle, do not lean on the vehicle body or do not push it hard. This might cause it to deform.

(Continued)

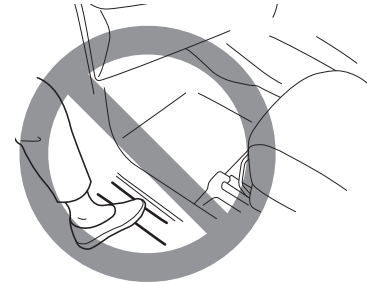
NOTICE

(Continued)



55T110010

- When washing or waxing the vehicle/roof, do not put your foot on plastic trim part. This might cause it to damage.



66T080010

- Do not step on the side sill guard. This may cause it to damage.

Washing by hand




When washing the vehicle, park it in the place where direct sunlight does not fall on it as much as possible and follow the instructions below:

- 1) Flush the underside of body and wheel housings with pressurized water to remove mud and debris. Use plenty of water.

NOTICE

When washing the vehicle:

- **Avoid directing steam or hot water of more than 80°C (176°F) on plastic parts.**
- **To avoid damaging engine components, do not use pressurized water in the engine compartment.**



- 2) Rinse the body to loosen the dirt. Remove dirt and mud from the body exterior with running water. You may use a soft sponge or brush. Do not use hard materials which can scratch the paint or plastic. Remember that the headlight covers or lenses are made of plastic in many cases.

NOTICE

To avoid damage to the paint or plastic surface, do not wipe the dirt off without ample water. Follow the above procedure.

- 3) Wash the entire exterior with a mild detergent or car wash soap using a sponge or soft cloth. The sponge or cloth should be frequently soaked in the soap solution.

NOTICE

When using a commercial car wash product, observe the cautions specified by the manufacturer. Never use strong household detergents or soaps.

- 4) Once the dirt has been completely removed, rinse off the detergent with running water.
- 5) Wipe off the vehicle body with a wet chamois or cloth and allow it to dry in the shade.
- 6) Check carefully for damage to painted surfaces. If there is any damage, touch up the damage following the procedure below:
 1. Clean all damaged spots and allow them to dry.
 2. Stir the paint and touch up the damaged spots lightly using a small brush.
 3. Allow the paint to dry completely.

APPEARANCE CARE

Washing by an automatic car wash

NOTICE

- If you use an automatic car wash, check that your vehicle's body parts, such as antenna and spoilers, cannot be damaged. If you are in doubt, consult the car wash operator for advice.
- Do not wash a car with a roof end spoiler in an automatic car wash. It may get caught in the car wash and damage the spoiler.

Washing by a high-pressure cleaner

NOTICE

- If you use a high-pressure cleaner, keep away the nozzle from your vehicle sufficiently.
- Pointing the nozzle to the surrounding parts of camera can allow water to enter the camera. This may cause a fire, malfunction, dew condensation, etc.
 - For vehicle with 360 view camera or rear view camera, do not point to the nozzle to the camera.
 - Bringing the nozzle to your vehicle too close or pointing the nozzle to the opening of front grill or bumper etc. can cause damage and malfunction of the vehicle body and parts.
 - Pointing the nozzle to door glasses and door frames can allow water to enter the cabin.

Caring for Lights

Wash the lens part of light and wipe it off with a soft cloth.

NOTICE

- Do not use the detergent including organic solvent on the lens surface of the light. The lens surface may be cracked. If you use the detergent including organic solvent, rinse it off with ample water.
- Do not wipe the lens surface by wax or a hard brush. This may damage the lens or hasten its deterioration.

Caring for the Windshield

If an oil film, etc. adheres to the windshield and the windshield wipers cannot clean it, use a glass cleaner (sold separately) to clean the windshield by hand.

Caring for Cameras

Wash the lens part of camera and wipe it off with a soft cloth. If the lens part is very dirty, use a mild detergent.

NOTICE


- Using alcohol, benzine, thinner etc. to wipe the camera may cause discoloration.
When you wipe the camera, do not use alcohol, benzine, thinner etc.
- Hard coating is used for the lens of camera not to be easily scratched. However, if you use the brush for a vehicle, it may be difficult for you to see the image on the 360 view camera.
Be very careful not to scratch the lens.
- The resin cover of the camera may be damaged if an organic solvent adheres to the camera.
Do not let organic solvent, body wax, oil film remover, or glass coating agent adhere to the product.
- If the camera is subjected to a sudden temperature change, it may be damaged.
Do not expose the camera to sudden temperature changes such as melting frozen snow with hot water.

Caring for Aluminum Wheels

NOTE:

- Do not use an acidic or alkaline detergent, or a cleaner containing petroleum solvent to wash aluminum wheels. These types of cleaners will cause permanent spots, discoloration and cracks on the finished surface and damage to the center cap.
- Do not use a bristle brush and a soap containing an abrasive material. These will damage the finished surface.

Waxing



60G412

After washing the vehicle, waxing and polishing are recommended to further protect and beautify the paint.

- Only use waxes and polishes of good quality.
- When using waxes and polishes, observe the precautions specified by the manufacturers.

Cleaning Interior

- Clean out any dirt, sand, etc. using a vacuum cleaner, or wipe off the surfaces using a soft cloth moistened with cold or lukewarm water. If the interior is left dirty, scratches can occur.
- Quickly clean off any liquids such as those from air fresheners or spilled beverages by using tissue paper or a soft cloth. Leaving spilled liquids can cause staining, discoloration or cracking.

WARNING

- **Do not spray the interior with water or other liquids. If the navigation equipment, audio components, switches, wiring under the floor, or other electrical parts become wet, there is a risk of fire or malfunction, and the SRS airbag system could fail to function normally. If you pour water or spill a drink in the vehicle, consult a Maruti Suzuki authorised workshop as soon as possible for inspection.**

NOTICE

- **Do not use chemical products containing the following ingredients. Doing so may cause staining, discoloration, deformation, or a deterioration in strength, etc.**
 - Solvents such as benzene, gasoline, thinner, or sticker peeling agents
 - Acidic or alkaline detergents
 - Bleaches or dyes
- **Do not use chemical products that include silicone for cleaning the areas around the air conditioner, electronic equipment such as the audio or navigation systems or switches. Contact with silicone may cause them to malfunction.**
- **Do not leave colored leather goods, furs, vinyl articles, etc. in your vehicle for long periods. Doing so could cause discoloration or deformation of the interior.**

NOTE:

To prevent liquid-based air fresheners from spilling, it is recommended to fix their containers in place, or use solid-type air fresheners instead.

Vinyl Upholstery

Prepare a solution of soap or mild detergent dissolved in warm water. Apply the solution to the vinyl with a sponge or soft cloth and let it soak for a few minutes to loosen dirt.

Rub the surface with a clean, damp cloth to remove dirt and the soap solution. If some dirt still remains on the surface, repeat this procedure.

Fabric upholstery (Except front passenger seat)

Remove loose dirt with a vacuum cleaner. Using a mild soap solution, rub stained areas with a clean damp cloth. To remove soap, rub the areas again with a cloth dampened with water. Repeat this until the stain is removed, or use a commercial fabric cleaner for tougher stains. If you use a fabric cleaner, carefully follow the manufacturer's instructions and precautions.

▲ CAUTION

- Do not spill liquid or semi-solid on the front passenger's seat. If you spill it on the front passenger's seat, immediately wipe it dry with a soft cloth. Contact of liquid with sensor may impact the function of seat belt reminder sensor.
- Do not place any sharp or heavy object on passenger seat which can penetrate through seat upholstery and can cause damage to sensor.

Fabric upholstery (For front passenger seat)

Do not use liquid for cleaning as it may penetrate the fabric and damage the seat sensor.

Leather Upholstery

Remove loose dirt with a vacuum cleaner. Using a mild soap or saddle soap solution, wipe dirt off with a clean damp soft cloth. To remove soap, wipe the areas again with a soft cloth dampened with water. Wipe the areas dry with a soft dry cloth. Repeat this until the dirt or stain is removed, or use a commercial leather cleaner for tougher dirt or stains. If you use a leather cleaner, carefully follow the manufacturer's instructions and precautions. Do not use solvent type cleaners or abrasive cleaners.

NOTE:

- In order to keep the leather upholstery looking good, it should be cleaned at least twice a year.
- If the leather upholstery becomes wet, immediately wipe it dry with a tissue paper or a soft cloth. Water may cause the leather to harden and shrink if it is not wiped off.
- When parking on sunny days, select a shady place or use a sunshade. If the leather upholstery is exposed to the direct sunlight for a long time, it may discolor and shrink.
- As is common with natural materials, leather is inherently irregular in grain and cowhide has spots in its natural state. These do not affect the performance of the leather in any way.

▲ CAUTION

- Do not spill liquid or semi-solid on the front passenger's seat. If you spill it on the front passenger's seat, immediately wipe it dry with a soft cloth. Contact of liquid with sensor may impact the function of seat belt reminder sensor.
- Do not place any sharp or heavy object on passenger seat which can penetrate through seat upholstery and can cause damage to sensor.

Seat Belts

Clean seat belts with mild soap and water. Do not use bleach or dye on the belts. They may weaken the fabric of the belts.

Vinyl Floor Mats

Ordinary dirt can be removed from vinyl with water or the mild soap. Use a brush to help loosen dirt. After the dirt is loosened, rinse the mat thoroughly with water and dry it in the shade.

Carpets

Remove the dirt and soil as much as possible with a vacuum cleaner. Using a mild soap solution, rub stained areas with a clean damp cloth. To remove soap, rub the areas again with a cloth dampened with water. Repeat this until the stain is removed, or use a commercial carpet cleaner for tougher stains. If you use a carpet cleaner, carefully follow the manufacturer's instructions and precautions.

Instrument Panel and Console

Remove loose dirt with a vacuum cleaner. Gently wipe dirt off with a tightly squeezed damp clean cloth. Repeat this until the dirt is removed.

APPEARANCE CARE

⚠ WARNING

Do not use chemical products that contain silicon to wipe electrical components such as the air conditioning system, audio, navigation system, or other switches. These will cause damage to the components. Do not spray water or any liquid directly on instrument cluster or any other electrical or electronic components. This may cause damage and/or lead to non-functioning of the part or may cause fire.



68PM09004

NOTICE

- Liquids such as liquid aromatics, soft drinks or juice may cause discoloration, wrinkles, and cracking to resin-based parts and textiles. Immediately wipe it dry with tissue paper or a soft cloth.
- Do not leave leather products with color, fur or vinyl products, etc. in your vehicle for long periods. It may cause discoloration or deterioration of interior.

Inside of the Tailgate Window

NOTE:

Wipe the window along the antenna wires or heat wires by a soft cloth dampened with water to avoid damaging these wires.


Head-up Display

The surface of the display is coated, so please wipe off the dirt with a soft cloth like an eyeglass wipe.

NOTICE

- Do not use a hard cloth or detergent as it may damage the display or the surface coating.
- Do not apply too much force when wiping the display or mirror, as it may damage it.

SPECIFICATIONS




81MM01001

Vehicle Identification	12-1
FASTag (if equipped)	12-2
High security Registration Plate (HSRP)	12-3
Fuel Recommendation.....	12-4
Specifications	12-5


SPECIFICATIONS

Vehicle Identification

Chassis Serial Number




66T090030



66T090040

The chassis and/or engine serial numbers are used to register the vehicle. They are also used to assist a Maruti Suzuki authorised workshop when ordering or referring to special service information. Whenever you have occasion to consult a Maruti Suzuki authorised workshop, remember to identify your vehicle with this number. Should you find the number difficult to read, you will also find it on the identification plate.

Engine Serial Number



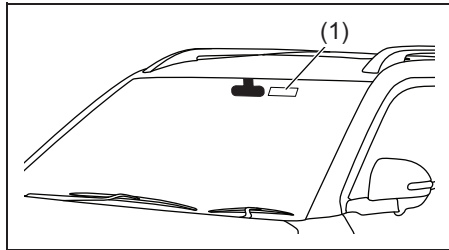
66T090050

The engine serial number is stamped on the cylinder block as shown in the illustration.

FASTag (if equipped)

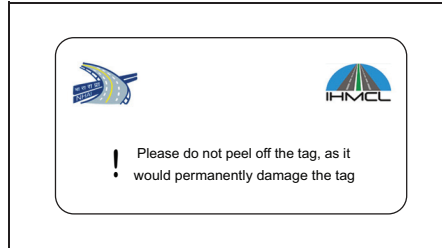
As per Ministry of Road Transport and Highways, the FASTag (1) is mandatory for each vehicle for the purpose of electronic toll collection or any other purpose as may be defined by the Government of India.

In case of any damage to FASTag or replacement of front windscreen, please contact your nearest Maruti Suzuki authorised workshop.



66T090010

As seen from inside of the vehicle

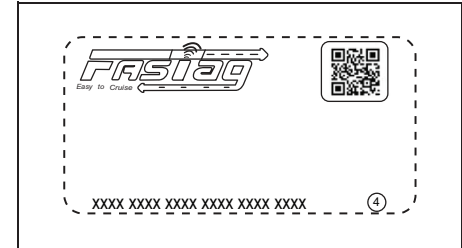


64MM01002

NOTE:

The picture shown is for indicative purpose only. Internal structure of actual device mounted on vehicle may be different.

As seen from outside of the vehicle



64MM01003

NOTE:

The picture shown is for indicative purpose only. Internal structure of actual device mounted on vehicle may be different.

NOTE:

- Any attempt to remove the tag from the windscreen will result in permanent damage to the tag.
- Use of chemical cleaners to clean the windscreen area where the tag is mounted can damage the tag.
- Use of any sharp objects on the tag can damage the tag.

SPECIFICATIONS

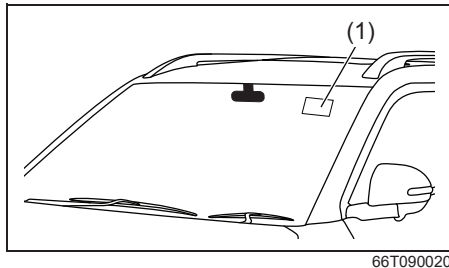
High Security Registration Plate (HSRP)

As per Ministry of Road Transport and Highways, every new vehicle must have HSRP.

HSRP contains:

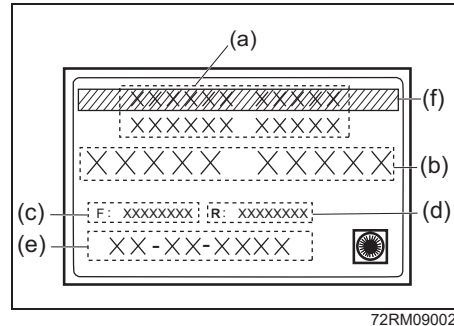
- Front and rear HSRP, which will be fitted with 2 snap-locks each on number plate area.
- Third license plate on front windshield.

Third License Plate



(1) Third license plate

Third license plate - As seen from outside of the vehicle



- (a) HSRP issuing authority name
- (b) Vehicle registration number
- (c) Unique laser number - Front plate
- (d) Unique laser number - Rear plate
- (e) Date of 1st registration (in DD-MM-YYYY format)
- (f) Green strip (BS6 vehicle)

NOTE:

The picture shown is for indicative purpose only. Internal structure of actual label mounted on vehicle may be different.

NOTE:

- Any attempt to remove the third license plate from the windscreen will result in permanent damage to the label.
- Use of chemical cleaners to clean the windscreen area where the label is mounted can damage the same.

- Use of any sharp objects on the label can damage the label.
- In the event of any replacement of the third license plate, may please contact the approved authority.

Third license plate - As seen from inside of the vehicle



Notice

It is unlawful for any person to duplicate, alter, change, deface, destroy, mutilate, remove, tear down this Third Registration Plate Sticker, except if done by authority of law. Do not wipe with harsh abrasive materials, detergents, etc. as it may deface or damage this Sticker.

64MM01009

NOTE:

The picture shown is for indicative purpose only.

NOTE:

Color of third license plate (back) is as per HSRP regulation as defined by Ministry of Road Transport and highways.

Fuel Recommendation

Petrol Engine

To avoid damaging catalytic converter, you must use unleaded petrol with an octane number (RON) of 91 or higher.

Gasoline/Ethanol blends

Blends of unleaded gasoline and ethanol, also known as gasohol, are commercially available in the country and can vary with location. Gasoline Ethanol blend up to E20 can be used as fuel for this vehicle.

Gasoline containing MTBE

Unleaded gasoline containing MTBE (methyl tertiary butyl ether) may be used in your vehicle if the MTBE content is not greater than 15%. This oxygenated fuel does not contain alcohol.

CAUTION

Use of spurious, low quality, adulterated fuel can cause damage to the engine and engine auxiliaries, affect functioning of engine and degrade engine performance including but not limited to engine seizure.

NOTICE

- **The fuel tank has an air space to allow for fuel expansion in hot weather. If you continue to add fuel after the filler nozzle has automatically shut off or an initial blowback occurs, the air chamber will become full. Exposure to heat when fully fuelled in this manner will result in leakage due to fuel expansion. To prevent such fuel leakage, stop filling after the filler nozzle has automatically shut off, or when initial vent blowback occurs, if using an alternative non-automatic system.**
- **Be careful not to spill fuel containing alcohol while refueling. If fuel is spilled on the vehicle body, wipe it up immediately. Fuels containing alcohol can cause paint damage, which is not covered under the New Vehicle Limited Warranty.**

SPECIFICATIONS

Specifications

NOTE:

Specifications are subject to change without notice.

M/T: Manual Transmission

A/T: Automatic Transmission

ITEM: Dimensions		UNIT: mm
Overall length		3995
Overall width		1790
Overall height		1685 (Unladen)
Wheelbase		2500
Track	Front	1530
	Rear	1505

ITEM: Mass (weight)		UNIT: kg	
Curb mass (weight)	5M/T	1145-1190	
	6A/T	1190-1220	
Gross vehicle mass (weight) rating	5M/T	1640	
	6A/T	1680	
Permissible maximum Axle Weight	5M/T	Front	890
		Rear	900
	6A/T	Front	890
		Rear	900

SPECIFICATIONS

ITEM: Engine	
Type	K15C
Number of cylinders	4
Bore	74.0 mm
Stroke	85.0 mm
Piston displacement	1462 cm ³ (1462 cc)
Compression ratio	12.0 : 1

ITEM: Electrical		
Standard spark plug	NGK ILZKR6Q11	
Lead-acid battery	Petrol	12V ISS N-55 ^{*1}
	CNG	12V 34B19L
Lithium-ion battery	Maintenance free ^{*2}	
Fuses	See "INSPECTION AND MAINTENANCE" section.	

*1 When battery replacement is necessary, use only N55 (Exide Conservo) battery. Else it may deteriorate performance of Smart Hybrid system (If equipped).

*2 If the lithium-ion battery is completely discharged, the battery cannot be recharged. When replacing or disposing the lithium-ion battery, consult your Maruti Suzuki authorised workshop.

SPECIFICATIONS

ITEM: Lights			WATTAGE	BULB No.
Headlight	High beam	Halogen	12V 60W	HB3
		LED	LED	
	Low beam	Halogen	12V 60W	HB3
		LED	LED	
Front fog light (if equipped)			LED	
Daytime running light (DRL) (if equipped)			LED	
Position light	Front	Halogen	12V 5W	W5W
		LED	LED	
Turn signal light	Front	Halogen	12V 21W	PY21W
		LED	LED	
	Rear		12V 16W	WY16W
Side turn signal light (ORVM mounted)			LED	
Brake / tail light			LED	
Tail light			LED	
High mount stop light			LED	
Reversing light			12V 10W	R10W
License plate light			12V 5W	W5W

SPECIFICATIONS

Interior light	Glove box light (if equipped)	12V 1.4W	-
	Footwell light (if equipped)	LED	
	Ambient light (if equipped)	LED	
	Vanity mirror light (if equipped)	12V 5W	W5W
	Front (if equipped)	12V 5W	W5W
	Center (if equipped)	12V 10W	C10W
	Luggage compartment (if equipped)	12V 5W	W5W
	Rear (if equipped)	12V 10W	C10W

ITEM: Wheels and Tyres	
Tyre size- front and rear ^{*3}	215/60R16 95H ^{*1}
Rim size	16 × 6 1/2J
Tyre pressures	For the specified tyre pressure, see the Tyre Information Label located on the driver's door lock pillar
Tire size, spare ^{*3} / Rim size spare	215/60R16 95H ^{*2} (steel wheel) / 16 x 6 1/2J

*1: When tire replacement is necessary and if the specified load index and speed rated tire is not available, then use a tire of higher load index and speed rating.

*2: The spare wheel provided with alloy wheel variant is steel wheel rim, hence follow 4 tire rotation only. (Refer: Section "Inspection and maintenance")

*3: If applicable: The provision of different spare wheel is as per government notification/regulation (MORTH notification vide GSR 625 (E)).

SPECIFICATIONS

ITEM: Capacities (approx.)			
Coolant (including reservoir tank)	5M/T (Petrol)	"SUZUKI LLC: Super (Blue) Coolant" *1 "SUZUKI LLC: Standard (Yellow) Coolant" *1	4.5 L
	5M/T (CNG)		4.6 L
	6A/T		4.7 L
Fuel tank		See "Fuel Recommendation" in this section.	48 L [#]
Engine oil	For India	Classification: API SN or SP ILSAC GF-6 Viscosity: SAE 0W-16	3.3 L (replacement with oil filter)
	Except for India	Classification: API SL, SM, SN, SP ILSAC GF-6 Viscosity: SAE 0W-16, 0W-20, 5W-30	
Transmission oil	5M/T	"MARUTI GENUINE GEAR OIL 75W"	2.6 L
	6A/T	"SUZUKI AT OIL AW-1"	5.8 L
Brake fluid / Clutch fluid		MARUTI GENUINE BRAKE FLUID (MGBF) or DOT 3.	Refill to the proper oil level according to the instructions in "INSPECTION AND MAIN- TENANCE" section.

*1: The recommended coolant varies depending on your vehicle. Refer to "INSPECTION AND MAINTENANCE" section.

: The fuel tank capacity is slightly more than the recommended quantity of fuel that you can fill. The additional voluminous space is provided for safety and scientific reasons.

SERVICE NETWORK (AS ON 31.10.2023)

- **MARUTI SUZUKI AUTHORISED DEALER WORKSHOP** : SALES, SERVICE, WARRANTY & SPARE PARTS
- **MARUTI SUZUKI NEXA DEALER WORKSHOP** : SALES, SERVICE, WARRANTY & SPARE PARTS
- **MARUTI SERVICE MASTER (MSM)** : SERVICE, WARRANTY & SPARE PARTS
- **MARUTI SERVICE ZONE (MSZ)** : SERVICE, WARRANTY & SPARE PARTS
- **MARUTI AUTHORISED SERVICE STATIONS (MASSs)** : 'A' CATEGORY MASSs (**MARKED)
Free & paid Service, Major repairs & Accidental repairs
- 'B' CATEGORY MASSs (* MARKED)
Free & paid Service & Major repairs
- 'C' CATEGORY MASSs (##MARKED)
Free & paid Service & Minor repairs
- 'D' CATEGORY MASSs (#MARKED)
Free Service & Minor repairs

NOTE:

Certain MASSs are not authorised to undertake Warranty jobs. Customers are requested to approach only Maruti Suzuki Authorised Dealer Workshop / Maruti Suzuki Nexa Dealer Workshop / Maruti Service Master / Maruti Service Zone for Warranty jobs.

The charges and services may vary depending upon service network and location.

For latest Service Network details kindly visit www.marutisuzuki.com or contact our regional office / area office as mentioned below.

REGIONAL OFFICE	AREA COVERED
REGIONAL OFFICE (NORTH-I) MARUTI SUZUKI INDIA LIMITED 2nd FLOOR, 157 DIVINE , RAJPUR ROAD, DEHRADUN, UTTARAKHAND - 248001 PH:- 0135-2738549	UTTARAKHAND AND PART OF U.P.
REGIONAL OFFICE (NORTH-II) MARUTI SUZUKI INDIA LIMITED SCO: 39-40, SECTOR 8C, MADHYA MARG, CHANDIGARH - 160009 PH. NO.- 0172-2780056	PUNJAB, CHANDIGARH, PANCHKULA, ZIRAKPUR, MOHALI, JAMMU AND KASHMIR & LADAKH
REGIONAL OFFICE (NORTH-III) MARUTI SUZUKI INDIA LIMITED 4TH FLOOR, SUMMIT, PLOT NO. TCG 3/3, VIBHUTI KHAND, GOMTI NAGAR – LUCKNOW - 226010	PART OF U.P.
REGIONAL OFFICE (NORTH-IV) MARUTI SUZUKI INDIA LIMITED S.C.O. 81, FIRST FLOOR, SECTOR 5, PANCHKULA (HARYANA)-134109 PH : (0172) 2590056, 2580056	PART OF HARYANA AND HIMACHAL PRADESH
REGIONAL OFFICE (EAST-I) MARUTI SUZUKI INDIA LIMITED PLOT NO IID/15, ACTION AREA IID, NEW TOWN KOLKATA-700156	WEST BENGAL, SIKKIM, ANDAMAN & NICOBAR
REGIONAL OFFICE (EAST-II) MARUTI SUZUKI INDIA LIMITED 4TH FLOOR, ROHINI, OPP. HOTEL APSARA, 56, CIRCULAR ROAD, LALPUR RANCHI - 834001, JHARKHAND PH.: - 0651-2563931/61	BIHAR, JHARKHAND
REGIONAL OFFICE (EAST-III) MARUTI SUZUKI INDIA LIMITED 5A, 5TH FLOOR, PEACE ENCLAVE 724, ULUBARI, G.S.ROAD, GUWAHATI-781007 (ASSAM) TELE: 0361-2734308/10/11/12	ARUNACHAL PRADESH, ASSAM, MANIPUR, MEGHALYA, MIZORAM, NAGALAND, TRIPURA

SERVICE NETWORK (AS ON 31.10.2023)

REGIONAL OFFICE (WEST-I) MARUTI SUZUKI INDIA LIMITED Plot No-GEN 25 + 25 B/2, TTC INDUSTRIAL AREA, PAWANE VILLAGE, THANE BELAPUR ROAD, NAVI MUMBAI- 400705 PH NO-022 45042300	PART OF MAHARASHTRA AND GOA
REGIONAL OFFICE (WEST-II) MARUTI SUZUKI INDIA LIMITED SACRED WORLD, 7TH FLOOR, NORTH BLOCK, UNIT NUMBER 708-715; JAGTAP CHOWK, WANAWADI, PUNE – 411 040 (MAHARASHTRA) PH. (020) 26856037 / 38 / 39	PART OF MAHARASHTRA
REGIONAL OFFICE (WEST-III) MARUTI SUZUKI INDIA LIMITED 211-213, 2ND FLOOR, ISCON MALL, ABOVE STAR INDIA BAZAR, SATELLITE, AHMEDABAD - 380015 PH NO - 079 – 40036660	GUJARAT, DADRA & NAGAR HAVELI, DAMAN AND DIU
REGIONAL OFFICE (SOUTH-I) MARUTI SUZUKI INDIA LIMITED 10th Floor, Block A, Global Infocity Park, No.40, Anna Nedunchalai, Kandanchavadi, Perungudi, Chennai, Tamil Nadu – 600096 PH. - 044 - 28233050 – 53	TAMILNADU AND PONDICHERY
REGIONAL OFFICE (SOUTH-II) MARUTI SUZUKI INDIA LIMITED #204, 2ND FLOOR, EMBASSY CLASSIC BUILDING, VITTAL MALLYA ROAD, BANGALORE- 560001, KARNATAKA. PH: (080) 41120018	KARNATAKA
REGIONAL OFFICE (SOUTH-III) MARUTI SUZUKI INDIA LIMITED 2ND FLOOR, TUTUS TOWERS, 32/1787 NH47- BYE PASS, PADIVATTOM, COCHIN- 682024	KERALA
REGIONAL OFFICE (SOUTH EAST-I) MARUTI SUZUKI INDIA LIMITED 101-102 FIRST FLOOR MAHAVIR CHAMBERS, LIBERTY SQUARE STANZA, HIMAYATH NAGAR, HYDERABAD-500029, TELANGANA CONTACT NO: 040-667299999	ANDHRA PRADESH, TELANGANA
REGIONAL OFFICE (SOUTH EAST-II) MARUTI SUZUKI INDIA LIMITED UTKAL SIGNATURE, UNIT NO. 605 & 606 (6TH FLOOR) NH-5, PAHAL, CUTTACK-BHUBANESWAR ROAD, BHUBANESWAR-752101, ODISHA PH. 0674-2914129, 0674-2914139 & 0674-2914229	ODISHA AND CHHATTISGARH
REGIONAL OFFICE (CENTRAL-I & II) MARUTI SUZUKI INDIA LIMITED Nelson Mandela Marg, Vasant Kunj II, Vasant Kunj, New Delhi, Delhi - 110070	DELHI
REGIONAL OFFICE (CENTRAL-III) MARUTI SUZUKI INDIA LIMITED 7TH POOJA TOWER, 3 GOPALPURA BYEPASS, TONK ROAD JAIPUR (RAJASTHAN)- 302018, CONTACT NO.: 0141-2550888	RAJASTHAN
REGIONAL OFFICE (CENTRAL-IV) MARUTI SUZUKI INDIA LIMITED 3RD FLOOR, COMMERCE HOUSE, 7 RACE COURSE ROAD INDORE (M.P) PIN CODE: 452001 CONTACT NO.: 07314069481/852/385.	MADHYA PRADESH

SERVICE NETWORK (AS ON 31.10.2023)

DETAILS OF AREA OFFICES	
Area Office Location	Area Office Address
Agra	Maruti Suzuki India Limited, 7th Floor, B-15/8, Shri Vrindavan Tower, Sanjay Place, Agra-282001 Ph:-0562-4052646/47
Bhopal	Maruti Suzuki India Limited, 522, 5th Floor Corporate Zone, Ashima Mall, Hoshangabad Road, Bhopal (M.P) Pin Code: 462 026 Contact : 0755 6051555
Calicut	Maruti Suzuki India Limited, Ground Floor, Aarpees Arcade, YMCA Cross Road, Opp. Indusind Bank, Kozhikode, Kerala -PIN 673001 Phone:- 0495-2723151
Coimbatore	Maruti Suzuki India Limited, Srivari Gokul Towers, First floor, (East wing), No.108/3, Race course, Coimbatore - 641018 Ph.- 0422-2221091
Hubli	Maruti Suzuki India Limited, Shiva Avenue, 2nd Floor, Gokul Road, Hubli - 580030, Ph: 0836-4259447
Jammu	Maruti Suzuki India Limited, Hall no: 315, A2,3rd Floor, South Block, Bahu Plaza, Jammu-180012 M: 9622066444/9622524343
Ludhiana	Maruti Suzuki India Limited, SCO No. 16/17, 4Th Floor, Fortune Chambers, Feroze Gandhi Market, Ludhiana-141001, Ph: 0161-4649764
Madurai	Maruti Suzuki India Limited, 3rd floor, ADR towers, Kalavasal, Theni Bye pass road, Madurai-625016 Ph. - 0452-4200203
Mangalore	Maruti Suzuki India Limited, F - 4,5,6, 1st Floor, Classic Gateway, Mahaveer Circle Pumpwell Mangalore – 575002 Ph. 0824 - 4112111

SERVICE NETWORK (AS ON 31.10.2023)

DETAILS OF AREA OFFICES	
Area Office Location	Area Office Address
Nagpur	Maruti Suzuki India Limited, Plot No.244, 1st Floor, Narayani House, Hill Road, Dharampeth Extension, Nagpur - 440010 (Maharashtra) Ph. (0712) 2225808
Nashik	Maruti Suzuki India Limited, Plot No.202, Rushiraj Towers, Jehan Circle, Gangapur Road, Nashik - 422 005 (Maharashtra) Ph. (0253) 6698551
Patna	Maruti Suzuki India Limited, 307-308, Vasundhara Metro Mall, Rajapur Pul, East Boring Canal Road, Patna - 800001, Bihar Phone - 0612-2559145
Raipur	Maruti Suzuki India Limited, 629-630, Magneto Offizo,Magneto The Mall, Labhandi, Raipur, Chhattisgarh, Pin - 492001 Ph.- 0771-4039643
Siliguri	Maruti Suzuki India Limited, Unit 401, 4th Floor, Quantum Siliguri, Parivahan Nagar, Matigara Siliguri - 734010 West Bengal
Surat	Maruti Suzuki India Limited, 304, Shivalik Western, Above TGB Restaurant, L.P. Savani Road, Adajan Surat - 395009
Trivandrum	Maruti Suzuki India Limited, 8th Floor, KEK Tower, Opp. Police Head Quarters, Vazhuthacadu, Trivandrum - 695010, Phone:- 0471-2322366
Udaipur	Maruti Suzuki India Limited, 302 & 303, 3rd Floor. Manglam's Fun Square, Durga Nursery Road. Udaipur, (Rajasthan) 313001
Vijayawada	Maruti Suzuki India Limited, Vaishinavi Complex, 4th Floor, Unit 2,Opposite Executive Club, Vijayawada, -530002,
Visakhapatnam	Maruti Suzuki India Limited, Door No. 10-50-58/1, 3rd Floor, Waltair Main Road, Ramnagar, Above westside store, RK Estates, Visakhapatnam-530002, Andhra Pradesh Contact No: 0891 2745299

ANDAMAN AND NICOBAR ISLANDS

DIGLIPUR

1. AGENCY HOUSE (A & N ISLANDS) PVT. LTD. (PU01-01-), MADHUPUR VILLAGE, TEHSIL DIGLIPUR, NORTH ANDAMAN - 744202
PH :271056.

PORTBLAIR

2. AGENCY HOUSE (A & N ISLANDS) PVT. LTD. (E102-01-), GARACHRAMA, PORT BLAIR - 744105
PH :251980, 253586, 211590.
3. AGENCY HOUSE (A & N ISLANDS) PVT. LTD. (E102-02-), NAYAGEN, PORTBLAIR - 744101
PH :227104, 211682.

RANGAT

4. AGENCY HOUSE (A & N ISLANDS) PVT. LTD. (E102-03-), NIMBUTULLA, PO RANGAT, DIST. MIDDLE ANAMAN, - 744201
PH :211546.

ANDHRA PRADESH

AMALAPURAM

5. S.B. MOTOR CORPORATION (BTS1-01-), #241/2B, BESIDE: BAPUJI PRIMARY SCHOOL MAIN ROAD, OPP. RR NAGAR, BANDARULANKA, AMALAPURAM, EAST GODAVARI (DIST) - 533201
PH :8374303303.

AMARAVATI

6. JAYALAKSHMI AUTOMOTIVES PVT. LTD (CVB1-01-), SURVEY NO. 29, TOWNSHIP-16, SECTOR-137, COLONY-539, BLOCK-2029, PLOT NO. 1, SUB-DIVISION-L40, MALKAPURAM LIMITS, MANDAL - THULLURU, AMARAVATI-CITY, DIST.-GUNTUR, ANDHRA PRADESH. - 522237
PH :8374847777.

ANAKAPALLE

7. JAYABHERI AUTOMOTIVES PVT. LTD. (0N01-01-), SURVEY NO.822/1 & 2, NH-5 ROAD, ANAKAPALLE, DISTT. VISHAKHAPATNAM. - 531001
PH :7093575555.

ANANTAPUR

8. SRI DURGA AUTOMOBILES PVT. LTD. (1B01-01-), 17/377-A, GOOTY ROAD, ANANTAPUR - 515001
PH :9100902697.
9. JAYALAKSHMI (1B02-01-), SURVEY NO 146-3, SRI NAGAR COLONY, ANANTAPUR, ANDHRA PRADESH - 510052
PH :9177723377.

ANNAVARAM

10. VARUN MOTORS (SJH1-01-), DO-NO : 5/116, SURVEY NO – 59, CHALAMAYYA NAGAR, RAILWAY STATION ROAD, NEAR SMP BAJAJ SHOWROOM, ANNAVARAM, EAST GODAVARI DISTRICT, ANDHRA PRADESH. - 533406
PH :9885288339.

ARAKU

11. VARUN MOTORS (S1G1-01-), SURVEY NO 33-9/A, RAVULAGADDA VILLAGE, BESIDE GOVT DEGREE COLLEGE, ARAKU, VISHAKHAPATNAM, ANDHRA PRADESH - 531151
PH :9885317344.

BHAINSA

12. ADARSHA (BS11-01-), SURVEY NO 448A/1, BASAR ROAD, BHAINSA, NIRMAL DISTRICT, TELANGANA - 504103
PH :8886092222.

BHIMAVARAM

13. NOVELTY REDDY & REDDY MOTORS PVT LTD (7M01-01-), NEAR BYEPASS ROAD, UNDI ROAD, BHIMAVARAM - 534202
PH :7799771177.

BOBBILI

14. VARUN MOTORS PVT. LTD. (CAM1-01-), D. NO. 4-64, SURVEY NO. 219/8, VILLAGE – MALLAMMAPETA, BESIDE GROWTH CENTRE, BOBBILI, DISTRICT – VIZIANAGARAM, ANDHRA PRADESH - 535558
PH :9885280772, 9885317344.

CHALLAPALLI

15. MITHRA AUTO AGENCIES PVT LTD (CSX1-01-), D.NO.9-30, 9TH BLOCK, LAKSHMIPURAM LIMITS, RAMANAGARAM, CHALLAPALLI MANDALAM, DISTT. KRISHNA - 521126
PH :8886063526.

CHEPURAPALLI

16. JAYABHERI AUTOMOBILES (SNS1-01-), 4-284, CHEEPURPALLI, VIZIANAGARAM, ANDHRA PRADESH - 535128
PH :6304902456.

CHILKALURIPET

17. JAYALAKSHI (SFT1-01-), M/S JAYALAKSHMI AUTO, SURVEY NO 457/C3, CHILKALURIPET, NADENLA MANDAL, GUNTUR, ANDHRA PRADESH - 522616
PH :9989144344.

CHINTALAPUDI

18. REDDY AND REDDY MOTORS (BYQ1-01-), RS NO.698/2 MARUTI NAGAR COURT CENTRE, ELURU-CHINTALAPUDI HIGHWAY, CHINTALAPUDI MANDAL, ANDHRA PRADESH - 534460
PH :9912341624, 9948827555.

CHIRALA

19. JAYALAKSHMI AUTOMOTIVES PVT. LTD (G502-04-), 9-1-92, CHURCH ROAD, CHIRALA, - 523157
PH :7331151661.

CHITTOOR

20. BHARGAVI AUTO PVT. LTD. (A801-03-), 22-241/A, KATTAMANCHI TIRUPATI ROAD, CHITTOOR, - 517001
PH :9463955558.

CHODAVARAM

21. VARUN MOTORS (SHT1-01-), SURVEY NO: 108-2-A, 108-3-A & 108-4, GOVCHODAVARAM, DIST. VISAKHAPATNAM, - 531036
PH :9885317344.

CUDDAPAH

22. MSA MOTORS (C201-03-), K.T. BYE PASS ROAD, CUDDAPPAH, ANDHRA PRADESH. - 516001
PH :7396685628.

ELURU

23. REDDY & REDDY MOTORS (1E01-01-), OLD NH-5 ROAD, BESIDES C R REDDY WOMEN'S COLLEGE OLD NH-5, ELURU, - 534001
PH :9705311566.

ENKIPADU, VIJAWADA

24. VARUN MOTORS (2603-08-), SURVEY NO 207/7, 207/8B2, 207/15B, D-NO 8-103, NEAR SHIVALAYAM TEMPLE, ENKEPADU, VIJAYAWADA, KRISHNA DISTRICT, ANDHRA PRADESH - 521108
PH :9885576602.

GAJAPATINAGARAM

25. JAYABHERI AUTOMOTIVES (SNN1-01-), SURVEY NO 50-14, D.NO 3-1/C, BONDAPALLI MANADALAM, GAJAPATHINAGARAM, ANDHRA PRADESH. - 535270
PH :9100818111.

GAMBHEERAM

26. JAYABHERI AUTOMOTIVES PVT. LTD. (BQ01-02-), PLOT NO. 40-45 & 48, GREEN INDUSTRIAL PARK, GAMBHERAM, ANANDPURAM, VISHAKHAPATNAM. - 530052
PH :9642496789.

GUDIVADA

27. VARUN MOTORS PVT. LTD. (2603-02-), D.NO. 1-621, AUTONAGER 1ST LANE, GUDIVADA - 521301
PH :9885651383.

GUDUR

28. BHARGAVI AUTO PVT. LTD. (IS01-01-), SURVEY NO.1619/3A, GUDUR BYPASS, GUDUR RURAL, GUDUR DISTT. NELLORE, A.P. - 524101
PH :9652984999.

GUNTAKAL

29. SRI DURGA AUTOMOBILES PVT. LTD. (BJA1-01-), SURVEY NO. 407, D. NO. 20/342-19, BELLARY ROAD, GUNTAKAL, DIST.-ANANTPUR, ANDHRA PRADESH. - 515801
PH :8886603336.

GUNTUR

30. JAYALAKSHMI AUTOMOTIVES PVT. LTD (G502-01-), D-N-8-24-31, MANGALAGIRI ROAD, GUNTUR - 522001
PH :7893117111/0863-2241000.
31. JAYALAKSHMI (G502-05-), AT 1-14-114, OPP. HINDU COLLEGE, BANDLAMUDI GARDENS, AMARAVATI ROAD, GUNTUR-522003, AP - 522203
PH :9848131133/9625255555.
32. JAYALAKSHMI AUTO (G502-06-), SURVEY NO 509, D.NO 25-11-50 TOWN, WARD NO 22, OMPOSITE ITC BUILDING, R AGRAHARAM, NAGARAPALAM ROAD, GUNTUR, - 522004
PH :8374847777.

HANUMAN JUNCTION

33. SANTOSH MOTORS (SHB1-01-), SY NO. 569/1 BESIDES NH5, VELURU VILLAGE, BAPULAPADU MANDAL, HANUMAN JUNCTION KRISHNA DISTRICT PIN 521105 - 521115
PH :9703633755.

HINDUPUR

34. SRI DURGA AUTOMOBILES PVT. LTD. (1B01-02-), PLOT NO.83, NEAR RELIANCE PETROL BUNK, BYE PASS ROAD, HINDUPUR - 515201
PH :9100902697.

ICHAPURAM

35. JAYABHERI AUTOMOTIVES PVT. LTD. (GLL1-01-), SURVEY NO. 105/3, 105/4 AND 229/7, ICHAPURAM, BALAKRISHNAPURAM PANCHAYAT, MUNIBHADRA VILLAGE ANDHRA PRADESH - 532312
PH :9394006666, 8142933666.

JAGGAIAHPETA

36. VARUN MOTORS PVT. LTD. (2603-05-), DOOR NO. 2-20, MUTHYALAMMA GUDI STREET JAGGAIAHPET TOWN, JAGGAIAHPET, KRISHNA DISTT. - 521175
PH :964225297/9052418111.

JAGGAMPET

37. SB MOTORS (CDG1-01-), M/S D.NO 10-37, JAGGAMPETA, EAST GODAVARI DISTRICT, ANDHRA PRADESH - 533435
PH :8886677759.

JANGAREDDYGUDEM

Dealer Network (AS ON 31.10.2023)

38. REDDY & REDDY MOTORS (1E01-02-), NEAR R&B GUEST HOUSE, ELURU ROAD, JANGAREDDYGUDEM. - 534447 PH :9912563666.	48. MITHRA AUTO AGENCIES PVT LTD (2604-04-), NARASIMHA NAGAR, MACHILPATNAM, ANDHRA PRADESH - 521001 PH :8886663526.	57. VARUN MOTORS PVT. LTD. (CUB1-01-), RE SURVEY NO. 601/1B, NH-9 ROAD, NANDIGAMA, DIST.-KRISHNA, ANDHRA PRADESH. - 521185 PH :9885576602, 7702624494.	67. VARUN MOTORS PVT. LTD. (CKO1-01-), SURVEY NO. 8. ANAVARAM GRAMAM, PALAKONDA, SRIKAKULAM DISTRICT, ANDHRA PRADESH. - 532440 PH :9966877033, 9885317344.
KAIKALURU	MADANAPALLI	NANDYAL	PALASA
39. SANTOSH AUTOMOTORS PVT. LTD. (CLW1-01-), SY NO. 127/77 &3, OPP. NAIDU COMPLEX, AATAPAKA, KAIKALURU MANDAL, DIST. KRISHNA - 521333 PH :7799787969.	49. BHARGAVI AUTO PVT. LTD. (AAT1-01-) SURVEY NO.782, BASIKONDA VILLAGE, MADAMPALLI, CHITTOOR DISTT. ANDHRA PRADESH - 524101 PH :9959893434.	58. VMS MOTORS (CKB1-01-), SURVEY NO. 333, VUDUMALPURAM, MANDAL - NANDYAL, OPP. AUTO NAGAR, NANDYAL, DISTRICT - KURNOOL. - 518501 PH :9490666616.	68. JAYABHERI AUTOMOTIVES PVT. LTD. (BW1H1-01-), SURVEY NO. 63 OF VILLAGE - PURUSHOTTAPURAM, PALASA MANDAL, KASIBUGGA MUNICIPALITY, DISTRICT - SRIKAKULAM, ANDHRA PRADESH. - 532221 PH :9849054442, 8790946464.
KAKINADA	MADHURAWADA	NARASAROEPET	PARVATHIPURAM
40. S B MOTORS (W701-01-), D. NO. 52-10-36/3, NEAR AMAR GHATI CENTER, KARAPA ROAD, KAKINADA - 533001 PH :9885119888.	50. JAYABHERI AUTOMOTIVES PVT. LTD. (BQQ1-01-), PLOT NO. 5, SURVEY NO. 4/FP, KOMMADI ROAD, MADHURAWADA, VISHAKAPATNAM, ANDHRA PRADESH - 530048 PH :8886669985.	59. JAYALAKSHMI AUTOMOTIVES PVT. LTD (G502-03-), NEAR RELIANCE PETROL PUMP BUNK, VINUKONDA ROAD, NARASAROEPET, GUNTUR. - 522603 PH :7680000502/9100791343.	69. JAYABHERI AUTOMOTIVES (BYS1-01-), SY.NO. 195-1A, NEAR TBR THEATRE, NARSIPURAM, PARVATHIPURAM MANDAL, DISTRICT - VIZIANAGARAM, ANDHRA PRADESH, PINCODE - 535522 - 535522 PH :9100818111.
KANCHIKACHERLA	MALKIPIURAM	NARSAPURAM	PATHAPATNAM
41. VARUN MOTORS PVT. LTD. (GJD1-01-), SURVEY NO. 510/5, DOOR NO. 13-144, 146, 13TH WARD, KANCHIKACHERLA VILLAGE AND MANDAL, KRISHNA DIST., ANDHRA PRADESH. - 521180 PH :9885082822, 9885576602.	51. VARUN MOTORS (SEH1-01-), SURVEY NO 49/6A, MALKIPIURAM VILLAGE AND MANDAL, EAST GODAVARI DISTRICT, ANDHRA PRADESH - 533250 PH :9885317344.	60. NOVELTY REDDY & REDDY (SIU1-01-), SY NO. 98/7, NARSAPURAM - CHINCHINDA BYPASS ROAD, NARSAPURAM, PALAKOLLU MANDAL, WEST GODAVARI DISTRICT, ANDHRA PRADESH - 534206 PH :9703900011.	70. VARUN MOTORS (SSJ1-01-), D.NO 4-245, SURVEY NO 264/1A, PATHAPATNAM, SRIKAKULAM, ANDHRA PRADESH - 532213 PH :9885317344.
KANDUKURU	MANDAPETA	NARSIPATNAM	PENDURTHI
42. JAYALAKSHMI AUTOMOTIVES PVT. LTD (BEY1-01-), SURVEY NO. 414, MAHADEVAPURAM VILLAGE, O. V. ROAD, KANDUKURU MANDAL, DISTRICT - PRAKASHAM, ANDHRA PRADESH. - 523105 PH :9848131133.	52. S B MOTOR CORPORATION (BJC1-01-), BLOCK NO. 4, D. NO. 4-1-64, MANDAPETA, DISTRICT - EAST GODAVARI, ANDHRA PRADESH. - 533308 PH :8886664090.	61. JAYABHERI AUTOMOTIVES PVT. LTD. (WT01-01-), OPP. RDO BUNGLAW, BANK COLONY, VISAKHAPATNAM ROAD, NARSIPATNAM - 531116 PH :7702333513.	71. VARUN MOTORS PVT. LTD. (BAP1-01-), SURVEY NO.107/1B, VELAMPETA, ANAKAPALLI TO PENDURTHI HIGHWAY, NEAR BRIDGE, PENDURTHI DISTT. VISAKHAPATNAM - 530047 PH :9885438455.
KANIGIRI	MARKHAPURAM	NELLORE	72. VARUN MOTORS PVT. LTD (BAP1-02-), SURVEY NO 240/1.2 & 241, PENDURTHI, VIZAG - 531173 PH :9703843373.
43. JAYALAKSHMI AUTOMOTIVES PVT. LTD (SCC1-01-), SURVEY NO 793, PLOT NO 11, 12, KANIGIRI, PRAKASHAM DISTRICT, ANDHRA PRADESH - 523230 PH :9848131133, 9052457512.	53. JAYALAKSHMI AUTOMOTIVES PVT. LTD (CFF1-01-), D. NO. 4-515/12, SURVEY NO. 1167, OPP. INDUSTRIAL ESTATE, ONGOLE ROAD, MARKAPURAM, DISRT.-PRAKASAM, ANDHRA PRADESH. - 523316 PH :9848131133, 7331151674.	62. BHARGAVI AUTO PVT. LTD. (A801-01-), D.NO.25/11/97 INDUSTRIAL ESTATE, A.K. NAGAR, P.B.NO.18, NELLORE(A.P.) - 524004 PH :9248742225.	PIDUGURALLA
KAVALI	MYLAVARAM	63. BHARGAVI AUTO PVT. LTD. (A801-04-), A2, INDUSTRIAL ESTATE, A.K. NAGAR, NELLORE, - 524004 PH :9248727888.	73. JAYALAKSHMI AUTOMOTIVES PVT. LTD (BFN1-01-), SURVEY NO. 897/16, PIDUGURALLA, DISTRICT - GUNTUR, ANDHRA PRADESH. - 522413 PH :9848131133, 9100787058.
44. BHARGAVI AUTO PVT. LTD. (A801-05-), KAVALI NELLORE, ANDHRA PRADESH - 524201 PH :9248702567.	54. VARUN MOTORS PVT. LTD. (GKL1-01-), D NO. 2-176/2, MAIN ROAD, MYLAVARAM, KRISHNA DISTRICT, PIN-521230, ANDHRA PRADESH - 521230 PH :9885576602, 9581337222.	64. VISHNU CARS PVT. LTD. (A802-01-), FIELD NO. 628 /SURVEY NO. 877, 878/A/4 AND 883/A/1A, NELLORE BIT-II, BESIDES GSR GARDENS, BALAJI NAGAR, NH-16, NELLORE CITY. - 542002 PH :7337340778.	PITHAPURAM
KURNOOL	NAIDUPET	NUZIVIDU	74. S B MOTORS (CTS1-01-), NO. 11-2-114, 11TH WARD, KAKINADA-KATHIPUDI ROAD, PITHAPURAM, EAST GODAVARI DIST., ANDHRA PRADESH. - 533 450 PH :8886677759, 8886677754.
45. MSA MOTORS (C201-01-), AUTO NAGAR, INDUSTRIAL ESTATE, NH-7, KURNOOL - 518004 PH :9912826682.	55. BHARGAVI (BJD1-01-), M/S SURVEY NO 11-2, JUVALAPALEM VILLAGE, NAIDUPETA, ANDHRA PRADESH - 524126 PH :9248747777.	65. VARUN MOTORS PVT. LTD. (2603-03-), BESIDE R T C BUS DEPOT., OLD D M OFFICE, VIJAYAWADA ROAD, NIZVID - 521201 PH :2544444, 958133722.	PONNUR
46. ADARSHA (C202-01-), SURVEY NO 105, DINNEDEVARAPADU VILLAGE, KURNOOL, ANDHRA PRADESG - 518001 PH :9160182222.	NAKKAPALLI	ONGOLE	75. JAYALAKSHMI AUTOMOTIVES PVT. LTD (CFC1-01-), PLOT NO. 4, D.NO. 213-1, VAISHNAVI NAGAR, PONNUR, GUNTUR, ANDHRA PRADESH. - 522124 PH :9849455639, 9121141913.
MACHERLA	56. VARUN MOTORS (SFR1-01-), SURVEY NO 202/3, 203/4, PEDGUMMULURU GRAM PANCHAYAT, RAYAVARAM MANDAL, NAKKAPALLI, VISHAKAPATNAM, ANDHRA PRADESH - 531081 PH :9885317344.	66. JAYALAKSHMI AUTOMOTIVES PVT. LTD (8Y01-02-), THROVAGUNTA COMPANY CENTRE, NH-5, GUNTUR ROAD, ONGOLE, PRAKASAM DISTRICT. - 523003 PH :9701055955.	RAJAHMUNDRY
47. JAYALAKSHMI AUTOMOTIVES PVT. LTD (CEY1-01-), D.NO. 343/7, 343/5-3, 15-2-3, MACHERLA, MACHERLA MUNICIPALITY. - 522426 PH :9848131133, 9705261801.	NANDIGAMA	PALAKONDA	
MACHILPATNAM			

76. S.B. MOTOR CORPORATION (C501-01-),
OPP.FCI
GOWDOWN,JAILROAD,LALACHERUVLI,RAJAMU
NDRY - 533101
PH :08885858667.

77. S B MOTORS (C501-03-), D. NO. 3-243, NH-5,
ROAD, HUKUMPETA, RAJAHMUNDRY. - 533 107
PH :08885886262.

78. VARUN MOTORS PVT. LTD. (C502-01-), SURVEY
NO. 660, PALACHERLA VILLAGE OF
RAJANAGRAM MANDAL, RAJAHMUNDRY,
EAST GODAVARI DSIT. - 533102
PH :9642225289.

RAJAM

79. VARUN MOTORS PVT. LTD. (BLJ1-01-), PLOT
NO. 44, SARATHI NAGAR, RAJAMNAGAR
PANCHAYAT, RAJAM, DISTRICT - SRIKAKULAM,
ANDHRA PRADESH - 532127
PH :797966998.

RAMPACHODAVARAM

80. VARUN MOTORS (SOK1-01-), SURVEY NO
14/1,IRLAPALLY VILLAGE,
RAMPACHODAVARAM,ANDHRA PRADESH -
533288
PH :9885288339.

REPALLE

81. JAYALAKSHMI (SKA1-01-), D.NO 430, BESIDE
ESAR PETROL BUNK, REPALLE, DISTRICT:
GUNTUR, ANDHRA PRADESH - 522265
PH :8374847777.

S KOTA

82. JAYABHERI (SIV1-01-), SURVEY NO
113/3,MALLIPUDI MADHURA
VENKATARAMANAPETA,
SRUNGAVARAPUKOTA, VIZIANAGARAM,
ANDHRA PRADESH - 535145
PH :9100818111.

SOMPETA

83. VARUN MOTORS PVT LTD (GLX1-01-), KHATA
NO 406,407,408 DENOTED IN SURVEY NO
241/1,MOGILIKOTURU VILLAGE, SOMPETA,
SRIKAKULAM, ANDHRA PRADESH - 532284
PH :9885217344, 7382112922.

SRIKAKULAM

84. VARUN MOTORS PVT. LTD. (4603-09-), PEDDA
PADDU ROAD,ARASAVILLI (P.O.),SRIKAKULAM,
- 532001
PH :9985477155.

85. JAYABHERI AUTOMOTIVE (4606-04-), SURVEY
NO 22/7P,22/8 AND SURVEY NO 29/12,16,17,
BALAGA RURAL,SRIKAKULAM CITY, DISTRICT:
SRIKAKULAM - 532001
PH :9100818111.

SULURUPETA

86. BHARGAVI AUTO PVT. LTD. (BZA1-01-), KEERTI
ENCLAVE,NEAR RTO
OFFICE,NH-5,SULLURPETA - 524121
PH :9848602345, 7997998516.

TADA

87. VISHNU CARS PVT.LTD. (SFW1-01-), SURVEY
NO 58/3,TADA, NELLORE DISTRICT - 524041
PH :9840434242.

TANUKU

88. NOVELTY REDDY & REDDY MOTORS PVT LTD
(BAR2-01-), NH-5 ROAD, NEAR WOMEN'S
COLLEGE, BESIDE IOC PETROL PUMP,
TANUKU, DISTT: WEST GODAVARI(ANDHRA
PRADESH) - 534211
PH :9912341624.

TENALI

89. JAYALAKSHMI AUTOMOTIVES PVT. LTD
(PE01-01-), KAVI RAJA NAGAR, GUNTUR ROAD,
TENALI, GUNTUR DISTT. - 522002
PH :226100/ 9866111788.

THAGARAPUVALASA

90. VARUN MOTORS PVT. LTD. (COV1-01-),
SURVEY NO.11/2B,11/3,NAGARAMPALEM
VILLAGE, NH-16, NAGARAMPALEM GRAMA
PANCHAYAT LIMITS, THAGARAPUVALASA,
BHEEMUNIPATNAM MANDAL,
VISHAKAPATNAM, - 531162
PH :9885317344, 9885280772.

TIRUPATI

91. BHARGAVI AUTO PVT. LTD. (A801-02-),
11/66/1,TIRUPATI RENIGUNTA ROAD,TIRUPATI,
- 517507
PH :7997969946.

92. BHARGAVI AUTO PVT. LTD. (A801-06-), SURVEY
NO. 2/B3, ADJACENT TO PARK HOTEL,
RENIGUNTA ROAD, TIRUPATI. - 517501
PH :7997969919.

93. VISHNU CARS (N902-01-), SURVEY NO.
192/3A2A, 200' CHENNAI – TIRUPATI HIGHWAY,
KOTRAMANGALAM,RENIGUNTA MANDAL,
TIRUPATI - 517520
PH :9154971551.

TIRUVURU

94. SANTOSH AUTOMOTORS PVT. LTD. (CIM1-01-),
D NO. 23-1/5, OPP. AYYAPA SWAMY TEMPLE,
MAIN ROAD, TIRUVURU. - 521235
PH :7799787969.

TUNI

95. SATTIBABU MOTORS (PVT) LTD. (KY01-01-), D.
NO. 65-31-15/1, OPP. FCI GODOWNS,
NARAYANAPURAM, TUNI, EAST GODAVARI,
ANDHRA PRADESH - 533401
PH :7661893888.

VENKATAGIRIKOTA

96. BHARGAVI AUTO PVT. LTD. (CDI1-01-), M/S
BHARGAVI AUTOMOBILES, BESIDE INDIAL OIL
BUNK,GMR FUNTION
HALL,DARASALLA,PALLIKUPPAM,KUPPAM
ROAD,V KOTA - 517242
PH :9848602345, 7799997720.

VENKATAPGIRI

97. BHARGAVI AUTOMOBILES (SOL1-01-), SURVEY
NO 166, 169/1, 169/2,RTC COLONY,VENKATAGIRI,
NELLORE, ANDHRA PRADESH - 524132
PH :9248747777.

VIJAYAWADA

98. MITHRA AUTO AGENCIES PVT LTD (2604-01-),
40-17-3,,PICHAIAH STREET,GANDHI
COLONY,VIJAYAWADA - 520001
PH :8886063507.

99. VARUN MOTORS PVT. LTD. (2603-01-),
48-17-4/1,RING ROAD,VIJAYAWADA - 520008
PH :9885576602.

100. VARUN MOTORS PVT. LTD. (2603-06-), SURVEY
NO.561/1, 562/5 & 561/3, 562/6
KESARAPALLY,VIJAYAWADA, KRISHNA
DISTRICT, A.P. - 521102
PH :8297241177.

101. SANTOSH AUTOMOTORS PVT. LTD. (2607-01-),
SURVEY NO. 223/5, D. NO. 11-61/2, KANURU
PANCHAYAT, PENAMALURU MANDAL,
VIJAYAWADA, KRISHNA DISTRICT, ANDHRA
PRADESH. - 520010
PH :9209094999/7799787949.

102. VARUN MOTORS PVT. LTD. (2603-07-), DOOR
NO. 1-4-208 AND 1-4-208(1), IN R.S. NO. 33/3A,
BHAVANIPURAM, VIJAYAWADA, MUNICIPAL
CORPORATION, VIJAYAWADA, ANDHRA
PRADESH. - 520012
PH :9642225291.

103. SANTOSH AUTOMOTORS PVT. LTD (2607-02-),
D. NO. 77-42-16A, OPP, NUNNA FIRE STATION,
PRAKASH NAGAR, INNER RING ROAD,
VIJAYAWADA - 520 015
PH :7799787932.

VINUKONDA

104. JAYALAXMI AUTOMOTIVES (SSO1-01-), SURVEY
NO 239/3A,237/3, VINUKONDA, PALNADU
DISTRICT, ANDHRA PRADESH - 522647
PH :8374847777.

VISHAKAPATNAM

105. VARUN MOTORS PVT. LTD. (4603-0E-), PLOT NO
88,BESIDES POLICE
STATION,SRINAGAR,GAJUJAWKA - 530026
PH :9703843737.

106. VARUN MOTORS PVT. LTD. (4603-08-), DOOR
NO. 58/2,BLOCK NO. 5,BALAJI NAGAR, OPP.
ANDHRA UNIVERSITY, SIRIPURAM - 580003
PH :08912525885.

107. VARUN MOTORS PVT. LTD. (4603-0F-), D-25,
INDUSTRIAL ESTATE, MARRIPALLEM, BESIDES
COLA MANCHU KONDA GARDENS,
VISHAKHAPATNAM. - - 530007
PH :9885511911.

108. JAYABHERI AUTOMOTIVES PVT. LTD.
(4606-01-), PLOT NO. A-9, INDUSTRIAL ESTATE,
VISHAKHAPATNAM, ANDHRA PRADESH -
530018
PH :8886332209.

109. JAYABHERI AUTOMOTIVES PVT. LTD.
(4606-02-), D.NO.51-17-2, NH-5,
KRANTHINAGAR, VISHAKHAPATNAM,(ANDHRA
PRADESH). - 530013
PH :7799772272.

110. VARUN MOTORS PVT. LTD. (4607-01-), S. NO. 8,
KAPPARADA VILLAGE, BESIDE IOCL PETROL
BUNK, MANCHUKONDA GARDENS, MURALI
NAGAR, NATIONAL HIGHWAY,
VISHAKAPATNAM. - 530007
PH :7799912423.

111. JAYABHERI AUTOMOTIVES PVT. LTD.
(4606-03-), SURVEY NO. 119/6,
KURMANNAPALEM, GAJUJAWKA MANDAL,
VIZAG, ANDHRA PRADESH. - 530046
PH :8897541234.

112. VARUN MOTORS PVT. LTD. (4603-0K-), SURVEY
NO. 394 & 395, PLOT NO. 7 AT VILLAGE –
DUPPITURU, MANDAL – ACHUTAPURAM,
DISTRICT – VISHAKHAPATNAM, ANDHRA
PRADESH. - 531011
PH :9966877133.

113. VARUN MOTORS PVT. LTD. (4603-0L-), SURVEY
NO. 408/1 OF MADHURAWADA VILLAGE,
RUSHIKONDA ITI SEZ, VISHAKAPATNAM RURAL
MANDAL, VISHAKAPATNAM DISTRICT, ANDHRA
PRADESH. - 530045
PH :9885315344.

114. VARUN MOTORS PVT. LTD. (4603-1B-), SURVEY
NO. 2/A, SECTOR XI, MVP COLONY,
VISHAKAPATNAM. - 530 017
PH :07901644535.

VISSANNAPETA

115. VARUN MOTORS (SNO1-01-), RS NO. 434/10,
WARD NO. 10, VISSANNAPETA, KRISHNA
DISTRICT, ANDHRA PRADESH - 521215
PH :9885576602.

VIZAG, VISHAKAPATNAM

116. VARUN MOTORS (4603-10-), SURVEY NO
228/224, WARD NO 19, AGNAMPUDI,VIZAG -
533053
PH :9885317344.

VIZIANAGARAM

117. VARUN MOTORS PVT. LTD. (4603-0C-),
OPPOSITE SUN SCHOOL, 100 FEET RING
ROAD, VIZIANAGARAM, VIZIANAGARAM -
535001
PH :8886721213.

Dealer Network (AS ON 31.10.2023)

118. JAYABHERI AUTOMOTIVES PVT. LTD.
(N801-01-), PLOT NO.B-1.DOOR
NO.8-32-1.SURVEY NO.108/12A & 109/2A,
INDUSTRIAL ESTATE, VANTITHADI
AGRAHARAM VILLAGE, VIZIANAGARAM,
ANDHRA PRADESH - 535001
PH :770233514.

YANAM

119. SB MOTORS (CTR1-01-), SURVEY NO
82-2 TALLAREVU MANDAL, YANAM, EAST
GODAVARI DISTRICT - 533463
PH :8886677759.

YELAMANCHILI

120. JAYABHERI AUTOMOTIVES PVT. LTD.
(GJR1-01-), SURVEY NO. 19-1, 2, 3, 45/1, 45/2&3,
KOKIRAPALLI, YELAMANCHILI, NARSIPATNAM,
VIZAG DIST., ANDHRA PRADESH. - 531055
PH :8889445639, 9642502345.

YELESWARAM

121. VARUN MOTORS (SQP1-01-), VARUN MOTORS
P.LTD.DO.NO – 2-4-41,BESIDE GOLLAJI GARU
BUNK,YERRAVARAM ROAD,YELESWARAM –
533429 - 533429
PH :9885511911.

ARUNACHAL PRADESH

BHALUKPONG

122. DY MOTORS (YT01-01-), NEAR SBI UPPER
MARKET, BHALUKPONG, WEST KAMENG ,
ARUNACHAL PRADESH - 790114
PH :8415075164.

ITANAGAR

123. D Y MOTORS (7502-01-), LPC NO - DCI/CC/LPC,
BORUM VILLAGE, PO/PS- NAHARLAGUN,
PAPUM PARE DIST, ARUNACHAL PRADESH -
791100
PH :8415075164.

RUKSIN

124. DY MOTORS (SHZ1-01-), RUKSIN IN EAST
SIANG DISTRICT, ARUNACHAL PRADESH -
787060
PH :8415075164.

BAIHATA CHARIALI

125. PALLAVI MOTORS PVT LTD (BNL1-01-), DAG NO.
1042, PATTA NO. 17, MOUZA – BORBANKHAR,
P.S. – BAIHATA CHARIALI, DISTRICT – KAMRUP,
ASSAM - 781381
PH :9864052488.

BARAMA

126. MITTAL AUTOZONE (SOX1-01-), VILLAGE -
BARJAR, PO & PS - BARAMA, ASSAM -781346 -
781346
PH :8638487401.

BARPETA

127. BHARATI MOTORS PVT. LTD. (7N01-02-),
SIMULGURI,NH-31.DISTRICT-BARPETA, ASSAM
- 781313
PH :7002819523.

BIJOYNAGAR

128. PODDAR CAR WORLD (IA01-01-), AT/PO -
BIJOYNAGAR, INDIAN OIL PETROL PUMP,
KAMRUP DIST.,BIJOYNAGAR - 781125
PH :9864209733.

BISWANATH CHAIRALI

129. RAMLAL DURGADUTT MOTORS PVT LTD
(BX11-01-), DAG NO- 7,8,9 PERIODIC PATTA NO -
24. REVENUE VILLAGE. BRAHMAPUTRA
CHAPORI, MOUZA - BAGHMORA - 784176
PH :8724087940.

BONGAIGAON

130. BHARATI MOTORS PVT. LTD. (7N01-01-),
CHAPAGURI ROAD, BONGAIGAN - 7833830
PH :7002350887/9864427573.

CHAMATA

131. PALLAVI MOTORS PVT LTD (CEI1-01-), DAG
NO.1137, PATTA NO.376, MOUZA –
DAHRAMAPUR, CHAMATA DISTT. NALBARI,
ASSAM - 781306
PH :9864052488.

DHEKIAJULI

132. RAMLAL DURGADUTT MOTORS PVT LTD
(BRX1-01-), DAG NO.242, K.P. PATTA NO.88,
VILLAGE-BHAKUAMARI, MOUZA-BORCHOLA,
BESIDES-NH15, DHEKIAJULI, DISTT. SONITPUR,
ASSAM. - 784110
PH :9706568722.

DHEMAJI

133. SAIKIA AUTO PVT. LTD. (7P01-02-), NALANIPAM
KONCH GAON,NH-52,DHEMAJI (ASSAM) -
787057
PH :8638725209.

DIBRUGARH

134. JAYBEE AUTO AGENCIES PVT. LTD. (C101-01-),
CHIRING CHAPARI, T.R. PHUKAN ROAD, P.O.
DIBRUGARH (ASSAM) - 786001
PH :9954799273.

135. BIMAL AUTO AGENCY (C102-01-), DAG NO. 104,
GHARBANDICHUK JARUA GAON, MOUZA -
MANKHATTA KANIKA, DIST.-DIBRUGARH,
ASSAM. - 786004
PH :9864074525, 7003901301.

DIGBOI

136. VISHAL CAR WORLD PVT LTD (BYD1-01-),
BORBIL NO. 1, NEAR LIONS CLUB, NH-38, P.O. –
DIGBOI, DISTRICT – TINSUKIA , ASSAM. -
786171
PH :9435860000..

DIPHU

137. RAMLAL DURGADUTT MOTORS PVT LTD
(1P01-01-), MANJA ROAD, DILLAJI, DIPHU,
KARBI ANGLONG, ASSAM - 782460
PH :9707556688.

DULIAJAN

138. JAYBEE AUTO AGENCIES PVT. LTD. (ADA1-01-),
JAYBEE AUTO AGENCIES, TIPLING TINIALI,
DULIAJAN DIST. DIBRUGARH - 786602
PH :7002722358.

GOALPARA

139. BHARATI MOTORS PVT. LTD. (YN01-01-), PO:-
KALYANPUR, VILLAGE: SOLMARI, P/S: AGIA,
NH: 37. DISTRICT: GOALPARA, ASSAM - 781301
PH :9110940372.

GOLAGHAT

140. RAMLAL DURGADUTT MOTORS PVT LTD
(J303-01-), DAG NO. - 718, 684 & 706, PATTA NO
213, 168 & 192, KURUKA GAON, P.O - MORANGI,
P.S -GOLAGHAT, DIST: GOLAGHAT, ASSAM
PIN-785702 - 785702
PH :7002099547.

GORAIMARI

141. BAJRANG CAR WORLD (A UNIT OF MAA
VAISHNAVI AUTOMOTIVE PVT. LTD.)
(GMB1-01-), DAG NO- 3, KP PATTA NO - 11,
VILLAGE- CHALABASTI, MOUZA- GORAIMARI -
783390
PH :7002279100.

GUWAHATI

142. BIMAL AUTO AGENCY (901-01-), JHALUKBARI,
GUWAHATI - 781014
PH :9864074525.

143. PALLAVI MOTORS PVT LTD (902-01-), DAG NO.
1&2.NEXT TO DEPTT. OF FAMILY WELFARE SIX
MILE. KHANAPARA G.S. ROAD, GUWAHATI -
781022
PH :9864210937.

144. PODDAR CAR WORLD PVT LTD (904-01-),
HENGRABARI, VIP ROAD,GUWAHATI - 781036
PH :9508746340.

145. BIMAL AUTO AGENCY (903-01-), CHANDMARI,
BAMUNI MAIDAN, OPP SBI NEAR GUWAHATI
BRANCH, GUWAHATI - 781021
PH :9864489722.

146. BIMAL AUTO AGENCY (901-02-),
BEHARBARI,BEHIND DHOOM RESTAURANT,
NH-37,GUWAHATI - 781028
PH :9864040406.

147. PODDAR CAR WORLD (905-01-), NH-37, NEAR,
GORCHUK CHAIRALI, GUWAHATI (ASSAM). -
781029
PH :7002929414.

148. BIMAL AUTO AGENCY (903-03-), BESIDE NRL
PETROL PUMP, RGB ROAD, ZOO ROAD,
GUWAHATI, ASSAM - 781005
PH :7578005159.

149. MITTAL AUTOZONE (908-01-), NH-37, BELTOLA,
NEAR HANUMAN KANTA, GUWAHATI - 781028
PH :9864296666.

150. PALLAVI MOTORS PVT LTD (902-02-), DAG NO.
2201, PATTA NO. 237, VILLAGE – JYOTIKUCHI,
MOUZA – BELTOLA, AK AZAD ROAD,
GUWAHATI, DISTRICT – KAMRUP, ASSAM. -
781034
PH :9864052488.

HOJAI

151. RAMLAL DURGADUTT MOTORS PVT LTD
(ARA1-01-), KHATIYAN NO.: 312/3F, HOJAI MAIN
ROAD, NEAR UCO BANK, SHANKARDEVNAGAR,
HOJAI, DISTRICT – NAGAON, ASSAM - 782435
PH :7002680534.

HOWLY

152. PODDAR CARWORLD (GKW1-01-), PATTA NO.
601, DAG NO. 1567, HOWLI TOWN, MOUZA
GHILAJARI, DISTT BARBETA, ASSAM - 781316
PH :8085957586.

HOWRAGHAT

153. BAJRANG CARWORLD (SGR1-01-),
HOWRAGHAT TOWN, KARBI ANGLONG, ASSAM
- 782481 - 782481
PH :9864191169.

JAGI ROAD

154. RAMLAL DURGADUTT MOTORS PVT LTD
(7J01-02-),
JAGIROAD,MORIGAN,NALAOV,ASSAM -
782410
PH :9365884355.

JORHAT

155. RAMLAL DURGADUTT MOTORS PVT LTD
(G902-01-), DAG NO. 7 & 8 OF P.P NO. 33, DAG
O. 9 OF P.P NO. 61, DAG NO. 382 OF P.P NO.
206, VILLAGE - PAKIMURI HABIGAON, MOUZA -
SARAIBAHAL, JORHAT. - 785006
PH :7002099547.

156. JAINCO AUTOTECH (G904-01-), AT ROAD,
SEUNI ALI, JORHAT, ASSAM 785001 - 785001
PH :9287957451.

KALGACHIA

157. MITTAL AUTO (SLB1-01-), VILL - KALGACHIA, PO
- KALGACHIA , DIST BARPETA - 781319
PH :8638487401.

KARIMGANJ

158. JAIN UDYOG (6901-04-), STEAMER GHAT ROAD,
KARIMGANJ, ASSAM - 788710
PH :9435179025.

KAYAKUCHI

159. MITTAL AUTO ZONE (-), B.B ROAD, KAYAKUCHI, BARPETA, ASSAM - 781352
PH :8638487401.

KHARUPATIA

160. BIMAL (BWR1-01-), VILL -BOLOGARAH, P.O - KHARUPETIA, P.S DHULA, DIST - DARRANG, ASSAM. - 784115
PH :9864074525.

KHATKHATI

161. PODDAR CAR WORLD PVT. LTD. (CAZ1-01-), NEAR TELEPHONE EXCHANGE, NH-39, KHATKHATI, DISTRICT - KARBI ANGLONG . - 782460
PH :6000900381.

LANKA

162. RAMLAL DURGADUTT MOTORS PVT LTD (SDD1-01-), DAG NO 95 OF PP NO 59, DAG NO 96 OF PP NO 26 & DAG NO 418 OF PP NO 73 KISAM LAKHIMPUR , MOUZA - LANKA, DIST - HOJAI , ASSAM. - 782442
PH :9707556868.

MANGALDOI

163. PODDAR CAR WORLD (YW01-01-), PUNIA, NH-52, MANGALDOI, DISTT. DARRANG - 784115
PH :9706970132.

MARGHERITA

164. VISHAL CAR WORLD PVT LTD (YR01-01-), MARGERITA TOWN, BEHIND IOCL PETROL PUMP, NH-38, MARGHERITA, ASSAM - 786181
PH :9435860000.

MORIGAON

165. RAMLAL DURGADUTT MOTORS PVT LTD (RB01-01-), DAG NO. 423 OF PP NO. 221, KISSAM BACHNAGHAT, MORIGAON, ASSAM. - 782105
PH :7002235952.

NAGAON

166. RAMLAL DURGADUTT MOTORS PVT LTD (7J01-01-), KHUTIKHATIA, HAIBARGON, NAGAON - 782002
PH :9706007918.

167. BAJRANG CAR WORLD (A UNIT OF MAA VAISHNAVI AUTOMOTIVE PVT. LTD.) (7J03-01-), DAG NO. 255, 1508(N)/254(O), 1509(N)/257(O) AND 291, PATTNA NO. 506(N)/15(O), 507(N)/15(O), 507(N)/97(O) AND 98, VILLAGE - DEODHAR, MOUZA - PAKHIMORIA, DIST.-NAGAON. - 782002
PH :9435060474/9864191169.

168. RAMLAL DURGADUTT MOTORS PVT LTD (7J01-03-), PAKHIMURIA, NEAR BHUGDOI DHABA, NAGAON, ASSAM - 782003
PH :9706007918.

NAHARKATIYA

169. JAYBEE AUTO AGENCIES PVT. LTD. (C101-03-), NAHARKATIYA TOWN PART NO. 4, MOUZA - JAYPORE, NEAR ST. MARY'S SCHOOL, DISTRICT - DIBRUGARH, ASSAM . - 786610
PH :7002722358.

NALBARI

170. BIMAL AUTO AGENCY (9201-01-), CHOWKBAZAR, NALBARI HAJO ROAD, NALBARI DIST. NALBARI - 781335
PH :35768842484

NORTH LAKHIMPUR

171. SAIKIA AUTO PVT. LTD. (7P01-01-), HATILUNG, NH-52 ROAD, NORTH LAKHIMPUR, ASSAM - 787031
PH :8473946336.

172. SAIKIA AUTO PVT. LTD. (7P01-03-), KHELMATI, WARD NO. 14, NH -52, NORTH LAKHIMPUR, ASSAM - 787001
PH :7002571073.

PATHSALA

173. PODDAR CAR WORLD PVT. LTD (CLD1-01-), DAG NO. 451, PATTNA NO. 151 KMP, PATHSALA, DIST.-BARPETA, ASSAM. - 781325
PH :6000900256.

RAJGARH

174. JAYBEE AUTO AGENCIES PVT. LTD. (CU1-01-), DAG NO.182, PP NO.140 OF 2 NO. BHAGATIA GAON, LAT NO.11, RAJGARH, MOUZA-TINKHONG, DISTT. DIBRUGARH, ASSAM - 786611
PH :9954799273.

RANGIA

175. PODDAR CAR WORLD PVT. LTD. (6X01-01-), RANGIA TOWN, WARD NO. 5, SHANTIPUR, BHUTAN ROAD, NEAR POLYCLINIC HOSPITAL, RANGIA DISTT. KAMRUP (ASSAM) - 781354
PH :8724877892.

SILCHAR

176. JAIN UDYOG (E901-02-), KAUSHAL COMPLEX, KONA ROAD, SILCHAR, ASSAM - 788006
PH :9706002524.

SIVASAGAR

177. RAMLAL DURGADUTT MOTORS PVT LTD (G902-02-), RANGHAR CHARIALI, DHAPROTA, AT ROAD, OPPOSITE RANGHAR, SHIVASAGAR - 785640
PH :7002099547.

SORBHOG

178. MITTAL AUTOZONE (SGS1-01-), VILLAGE DAHALAPARA, KISMAT DWARIKA, PS SORBHOG, SUB DIVISION- BARPETA- ASSAM. - 781317
PH :8011042222.

TANGLA

179. BIMAL AUTO AGENCY (CHO1-01-), DAG NO.:121, PATTNA NO.101/320, VILLAGE BULLARPARA, MOUZA TANGLA. - 784521
PH :9954387619.

TEZPUR

180. RAMLAL DURGADUTT MOTORS PVT LTD (T102-01-), NEAR DON BASCO SCHOOL, P.O. NIKAMULSATRA, TEZPUR, ASSAM - 784154
PH :8724087940.

181. RAMLAL DURGADUTT MOTORS PVT LTD (T102-02-), GORAIMARI, VILLAGE - SOLGAON, TEZPUR, ASSAM. - 784001
PH :9836036157.

TINSUKIA

182. VISHAL CAR WORLD PVT LTD (J401-01-), LAIPULY, A.T. ROAD, TINSUKIA, DIST - TINSUKIA, ASSAM - 786183
PH :9435860000.

BIHAR

ARARIA

183. SEEMANCHAL MOTORS PVT. LTD. (O701-01-), NEAR BUS STAND, JAGDISH RICE MILL COMPOUND, HOSPITAL ROAD, FORBESGANJ, DISTT. ARRARIA, BIHAR - 854318
PH :8797096013.

ARRAH

184. PEARL CARS (VU01-01-), (A UNIT OF VINDHYAVASINI AUTOMOBILES PVT. LTD.), DHANUPRA, NEAR GANPAT CHOUDHARY DWAR, NH-30, ARRAH (BIHAR) - 802301
PH :8294634604.

AURANGABAD

185. KARLO AUTOMOBILES (SNG1-01-), KARLO AUTOMOBILES PVT LTD, GT ROAD, NEAR, RAIPURA MORE, BABHANDI, AURANGABAD - 824101
PH :7019085212.

BANKA

186. SEEMANCHAL MOTORS PVT. LTD. (CEQ1-01-), KHATA NO. 134, KHESSRA NO. 118, BEHIND MARUTI SHOWROOM, STATION ROAD, BANKA, BIHAR. - 813101
PH :8797096020.

BEGUSARAI

187. GS MOTORS PVT. LTD. (1U01-01-), HARHAR MAHADEV CHOWK, NH 31, BEGUSARAI, BIHAR - 851101
PH :9204756206.

BETTIAH

188. SHREE GOPAL AUTO PVT. LTD. (O401-01-), BEETIAH - MOTIHARI HIGHWAY, NH-28 B, NEAR MACHALI LOK, BEETIAH (BIHAR) - 845438
PH :9771486183.

BHAGALPUR

189. SEEMANCHAL MOTORS PVT. LTD. (G802-01-), BAUSI ROAD, ALIGANJ, NEAR SAINT TRESA SCHOOL, ALIGANJ, BHAGALPUR. - 812005
PH :8797096020.

BHITA

190. REESHAV (CBY2-01-), PLOT NO 1674 & 1676, KHATA NO - 19 & 67 AT MOUZA - MAHADEOUPUR PHULARI, P.O - BIHTA, P.S- BIHTA, DISTRICT - PATNA - 801103
PH :7763954585.

BIHARSHARIF

191. REESHAV AUTOMOBILES (MG01-03-), PATNA RANCHI ROAD, NR GAGAN DIWAN SOGARA SCHOOL, THANA-LAHERI NARARPUR, BIHARSHARIF, DISTRICT-MULANDA, BIHAR - 803101
PH :9263632175.

BUXAR

192. PEARL CARS (VV01-01-), C/O DEVDHTRHA UPDPHYA, SYNDICATE, BYE PASS ROAD, BUXAR - 802101
PH :8294634605/8294634602.

CHAKIA

193. RAM KRISHNA MOTORS PVT. LTD. (CWA1-01-), OJHA TOLA, NEW BYPASS, CHAKIA-845412, PURVI CHAMPARAN DISTT., BIHAR - 845412
PH :9801773716.

CHAPRA

194. REESHAV AUTOMOBILES (MG01-02-), 146, PLOT NO. 381, VILLAGE RAUJA, CHAPRA PATNA ROAD, NEAR BHIKHARI CHOWK, CHAPRA, BIHAR - 841301
PH :7061295296.

DANAPUR

195. ALANKAR AUTO SALES & SERVICE PVT LTD (1504-02-), ADJASCENT ARYA SAMAJ MANDIR, NEAR SAGUNA MORE, DANAPUR, - 800018
PH :9386898458.

DANAPUR, PATNA

196. ALANKAR AUTO SALES & SERVICE PVT LTD (1504-05-), TOUZI NO. 5057, THANA NO. 35, MOUZA - BABAKKARPUR, DANAPUR, PATNA. - 801503
PH :9334415434.

DARBHANGA

197. RAJKRISHNA MOTORS LLP (1V02-01-), KHATA NO.61936, RAUSHAN CHOWK, BAJITPUR, B.M.P. -13, ROAD, DARBHANGA, BIHAR - 846009
PH :7004529271.

198. RAJKRISHNA MOTORS LLP (1V02-02-), VIP ROAD, ALLALPATTI, DARBHANGA (BIHAR) - 846003
PH :9693127351.

DEHRI ON SONE

Dealer Network (AS ON 31.10.2023)

199. PEARL CARS (1X01-02-), MOUZA - KHASRA, KHATA NO. 141, PLOT NO. 186, SAAT KATDA THANA - DEHRI-ONE-SONE, DIST.-ROHTAS, BIHAR. - 821307
PH :8294634602.

GAYA

200. KARLO AUTOMOBILES PVT LTD (Y601-01-), BODH GAYA, GAYA. - 824231
PH :7004574631/8539063615.
201. DMC CARS (A UNIT OF DHANRAAJ AGENCIES PVT LTD (Y602-01-), DHANRAAJ AGENCIES PRIVATE LIMITED, MARUTI SUZUKI ARENA SHOWROOM, OPPOSITE AIRPORT RUNWAY, GAYA-DOBHI ROAD,GAYA, PIN 823004 - 823004
PH :9031011806/9900024001.

GOPALGANJ

202. SHREE GOPAL AUTO PVT. LTD. (O301-01-), NH-28, DANAPUR, TEHSIL-MANJAGARH,GOPALGANJ (BIHAR) - 800023
PH :9771486170/9771486139.

HAJIPUR

203. REESHAV AUTOMOBILES (MG01-01-), KHATA 617 & KHASHRA 354/1605, NEAR RELIANCE PETROL PUMP, M G SETU ROAD, HAJIPUR (VAISHALI). - 844101
PH :9060945038.

JEHANABAD

204. DMC CARS (SNV1-01-), KHATA NO - 80, PLOT NO -1490, MOUZA - MÜTHER, PS- JEHANBAD, DIST - JEHANABAD. - 804408
PH :9031011806/9900024001.

KATI HAR

205. SEEMANCHAL MOTORS PVT. LTD. (O601-01-), NEAR SBP VIDYA VIHAR SCHOOL, SIRSA, KATI HAR PURNEA ROAD, KATI HAR - 854105
PH :7762893700.

KISHANGANJ

206. SEEMANCHAL MOTORS PVT. LTD. (PX01-01-), PASCHIM PALI ROAD, COLLEGE ROAD, THANA-KNE, WARD NO.1, KISHANGANJ (BIHAR). - 855101
PH :8797096019.

LAKHISARAI

207. GS MOTORS PVT. LTD. (CHU1-01-), TAUZI NO. 39, KHATA NO. 3, KHESRA NO. 496, MOUZA - JAINAGAR, ANCHAL - LAKHISARAI, DIST. -LAKHISARAI, BIHAR. - 811311
PH :9204756206.

MADHUBANI

208. RAJKRISHNA MOTORS LLP (CAJ2-01-), BHOWRA TOLA, BARDIBAN, MADHUBANI, BIHAR - 847211
PH :9304481978
9693127351.

MOHANIA

209. PEARL CARS (VW01-01-), MOHANIA-BUXAR ROAD, SH-14,MOHANIA - 821109
PH :8294634632/8294634649.

MOTIHARI

210. RAJIV AUTOMOBILES PVT LTD (T401-03-), NEAR CHHATAUNI CHOWK, BESIDE NH 28 A, MOTIHARI TOWN , BIHAR - 845401
PH :9234609669.

MUZAFFARPUR

211. RAJIV AUTOMOBILES PVT LTD (T401-01-), RAMDAYALU NAGAR, PATNA HAZIPUR ROAD, MUZAFFARPUR, BIHAR - 842002
PH :9910347908.
212. RAM KRISHNA MOTORS PRIVATE LTD. (T402-01-), KRISHNA TALKIES CAMPUS, AKHARAGHAT ROAD, MUZAFFARPUR, BIHAR. - 842001
PH :9102173333.
213. RAJIV AUTOMOBILES PVT LTD (T401-04-), KHABRA POKHAR LANE NO -1, PANCHAYAT -KHABRA, CITY- MUZAFFARPUR - 843146
PH :9234609671.

NAUGACHIA

214. SEEMANCHAL MOTORS PVT. LTD. (CFS1-01-), NEAR GAYATRI PLY ROOM, NH-31, NAUGACHIA MARKET, NAUGACHIA, DISTRICT – BHAGALPUR, BIHAR. - 853204
PH :8797096014, 8797096020.

NAWADA

215. REESHAV AUTOMOBILES (MG01-04-), 191 & 400, KHSARA NO. 3105 & 3102, NEAR DM'S OFFICE, PATNA-RANCHI MAIN ROAD, NAWADA, BIHAR - 805110
PH :6206162228.

PATNA

216. VAU'S AUTOMOBILE (1503-01-), BESIDES GODAVARI APPARTMENT, ASHIANA ROAD, PATNA. - 800014
PH :9771446012.
217. KARLO AUTOMOBILES PVT LTD (1502-04-), NEAR BATA GUNJ, DINGA PATNA, BIHAR. - 800013
PH :09304212119/7004573547.
218. ALANKAR AUTO SALES & SERVICE PVT LTD (1504-03-), PLOT NO.118-119, BEHIND DURGA MARINE DRIVE APARTMENTS, DUJRA DEVI STHAN, ASHOK RAJPATH, PATNA - 800001
PH :9934020200.
219. REESHAV AUTOMOBILES PVT.LTD. (1506-01-), PLOT NO.25/1581 KHATA NO.494, MOUZA KUMHRAR, PARGANA AZEEMABAD, KANKARBAGH, PATNA. - 800004
PH :7632995356.

220. KARLO AUTOMOBILES PVT LTD (1502-05-), JAGDEOPATH , NEAR SAI CORPORATE PARK, PATNA - 801506
PH :9264190675.

221. ALANKAR (1504-06-), ALANKAR COMPOUND, BESIDE ALANKAR SUN CITY, SANDALPUR, KUMHRAR, PATNA – 800006 - 800006
PH :8797096014.

PURNEA

222. SEEMANCHAL MOTORS PVT. LTD. (6V01-01-), NH-31, NEAR MARKETING YARD, GULAB BAGH, PURNEA (BIHAR) - 854326
PH :8797096014.

SAHARSA

223. GS MOTORS PVT. LTD. (AAP1-02-), PATUAHA, NH 107 SAHARSA,BIHAR - 852201
PH :9263638456.

SAMASTIPUR

224. RAJKRISHNA MOTORS LLP (1W02-01-), KHESRA NO. 3190-95, KHATA NO. 76, HERPUR ALLOTH, SAMASTIPUR, BIHAR. - 848101
PH :9204552405.

SASARAM

225. PEARL CARS (1X01-01-), PLOT NO.7, 9 & 11, NH-2 MORE SARAI, SASARAM (BIHAR) - 821115
PH :8294634602/8294634649.

SITAMARHI

226. RAJIV AUTOMOBILES PVT. LTD. (EO01-01-), DUMRA ROAD, SHANTI NAGAR, SITAMARHI. - 843301
PH :9234609671
7280074124.

SIWAN

227. SHREE GOPAL AUTO PVT. LTD. (O501-01-), CHAPRA ROAD, NEAR CHAPDHALA, NH 85, SIWAN - 841236
PH :9771486132.

CHANDIGARH

CHANDIGARH

228. MODERN AUTOMOBILES (702-01-), 4 M.W. INDL AREA, CHANDIGARH - 160002
PH :9646000190.
229. AUTOPACE NETWORK PVT LTD (705-01-), PLOT #112-113, INDUSTRIAL AREA, PHASE-1, CHANDIGARH - 160002
PH :9878422201.
230. TRICITY AUTOS (9M01-02-), PLOT NO 29/6, INDUSTRIAL AREA PHASE-2, CHANDIGARH - 160002
PH :9988882335.
231. NAVDESH AUTO LLP (708-01-), PLOT NO. 42, INDUSTRIAL AREA PHASE-1, CHANDIGARH. - 160002
PH :7087035482.

CHATTISGARH

CHARODA

232. SPARSH AUTO (SIZ1-01-), NH-6, OPP. RAIL NAGAR, CHARODA, BHILAI - 490025
PH :8770554701.

GHARGHODA

233. M SQAURE (SML1-01-), M/S M SQAURE,VILLAGE BHENGARI, NAVAPARA-TENDA,GHARGHODA,DISTRICT – RAIGARH CHHATTISGARH. PIN CODE: 496111 - 496111
PH :7987690484.

KURUD

234. HDN MOTORS (SKS1-01-), KHASRA NO 601/9 & 601/10, DHAMTARI-RAIPUR ROAD, KURUD, CHHATTISGARH - 493663
PH :7909800004.

PHULBANI

235. SKY AUTO (CEP1-01-), PLOT NO. 54/533, GUDRISAIHI, KHAJURIAPADA,DISTRICT – KANDHAMAL ODISHA. PIN CODE: 762001 – 762001
PH :9776900333.

CHHATTIGARH

PENDRA

236. M SQAURE (SCZ1-01-), – M SQUARE MOTORS, NEAR SEMRA CLOCK MAIN ROAD, PENDRA,GOURELA PENDRA MARWAHI-495119 - 495119
PH :7987590484.

CHHATTISGARH

AKALTARA

237. M SQAURE (SKE1-01-), SHOP NO 4,5,6,7 & 8, SHRI NARAYAN COMPLEX & GODOWN, NEAR INDRA UDYAN,SHEORINARAYAN ROAD,AKALTARA-495552, CHHATTISGARH - 495552
PH :7987590484.

AMBIKAPUR

238. MAHAMAYA AUTOCARS PVT LTD (AE01-01-), MANEDRAGARH ROAD, AMBIKAPUR, CHATTISGARH. - 497001
PH :7987741432.

BAGBAHARA

239. HDN MOTORS (SEB1-01-), M/S HDN MOTORS, BESIDE R.N RICE MILL, NEW MAHAVEER COMPLEX, MAHASAMUND ROAD, BAGBAHARA - 493449
PH :7909800004.

BAIKUNTHPUR

Dealer Network (AS ON 31.10.2023)

240. MAHAMAYA AUTOCARS PVT LTD (CQU1-01-), WARD NO.01, KHATA NO.91/6, TEHSIL - BAIKUNTHPUR, DISTT. - KORIYA, CHATTISGARH - 497335
PH :9179350707.

BALOD

241. CHOUHAN (SFE1-01-), H.NO 185, WARD NO 25, NAYA MARKET, DALLIRAJHARA, BALOD -491228 -491228
PH :9837325267.

BALODA BAZAR

242. SKY AUTOMOBILES (5001-04-), AMBEDKAR CHOWK, RAIPUR ROAD, BALODA BAZAAR, CHATTISGARH. - 493332
PH :9893307429.

BASNA

243. VISHWABHARTI (VT01-01-), M/S VISHWABHARTI AUTO, PADAMPUR ROAD, BASNOUL, BASNA, CHHATTISGARH - 493554
PH :6262620060.

BEMETRA

244. CHOUHAN AUTOMOBILES LLP (CBC2-01-), KHASRA NO. 88/2, CHOUHAN AUTOMOBILE LLP, KAWARDHA ROAD, NAVGHAD CHOWK, BEMTARA CHATTISGARH - 491335
PH :6262000222.

BHATAPARA

245. SPARSH AUTOMOBILES (BBJ1-01-), RAIPUR ROAD, BHATAPARA (CHATTISGARH) - 493118
PH :8921326361/ 9285505780.

BHILAI

246. CHOUHAN AUTOMOBILES LLP (8305-01-), PLOT NO.1 & 34, SHIVNATH COMPLEX, BEHIND CHOUHAN ESTATE, G.E. ROAD, SUPELA, BHILAI. - 490023
PH :9111100140.

247. SPARSH AUTOMOBILES PVT LTD (8304-01-), R-17, INDUSTRIAL AREA, NANDNI ROAD, CHHAWANI CHOWK, BHILAI, CHHATTISGARH - 490026
PH :8779064848.

248. CHOUHAN AUTOMOBILES LLP (8305-02-), NH-6, DURG BYPASS ROAD, KHASRA NO.1/14, 1/23, 1/192, VILLAGE-KATULBOD, BHILAI, TEHSIL & DISTT. DURG, BHILAI, CHHATTISGARH - 491001
PH :6262000222.

BHILLAI

249. SPARSH AUTOMOBILES (8304-02-), M/S. SPARSH AUTO, VEERSAVARKAR MARKET, G.E ROAD, SUPELA, BHILLAI-490023 - 490023
PH :9928626662.

BILASPUR

250. SATYA AUTO PVT LTD (C303-01-), SECTOR C, PLOT NO. 42, SIRGITTI INDUSTRIAL AREA, BILASPUR, CHATTISGARH - 495001
PH :9109194833.

251. SATYA AUTO PVT LTD (C303-02-), PLOT NO. 848/20, 848/26, 848/40, MOPKA BYPASS ROAD, BILASPUR, CHHATTISGARH. - 495006
PH :9977879698.

252. M SQUARE MOTORS (A UNIT OF MAHAVIR MOTORCORP PRIVATE LIMITED) (C302-01-), KHASRA NO. 420 AND 414/1, NEAR RELIANCE PETROLEUM PUMP, BESIDES TRANSPORT NAGAR GATE, RAIPUR ROAD, PARSADA, BILASPUR. - 495223
PH :6262622560.

DALLIRAJHARA

253. CHOUHAN (SMZ1-01-), H.NO 185, WARD NO 25, NAYA MARKET, DALLIRAJHARA, BALOD DISTRICT-491228 - 491228
PH :6262000222.

DEOBHOG

254. SPARSH AUTO (SIQ1-01-), M/S SPARSH AUTOMOBILES PVT LTD SANTOSHI NAGAR, NEAR BHARAT PETROL PUMP, DHARAMGARH ROAD, DEOBHOG - 493890 - 493890
PH :992626662.

DHAMTARI

255. SKY AUTOMOBILES (7V01-01-), KASRA NO.238/2, SEHARA DABRI, RAIPUR ROAD, DHAMTARI-493773 CHATTISGARH - 492009
PH :888998612.

DURG

256. SPARSH AUTOMOBILES PVT LTD (7W03-01-), OPP. JAINAM PLACE, BEFORE PULGAON CHOWK, PULGAON NAKA, DURG, CHHATTISGARH - 491001
PH :9840437544.

GARIYABANDH

257. SPARSH AUTOMOBILES (CCH1-01-), NEAR HP PETROL PUMP, RAIPUR ROAD, GARIYABAND, CHHATTISGARH. - 756032
PH :9669638883.

JAGDALPUR

258. SKY AUTOMOBILES (EC01-01-), GEEDAM ROAD, JAGDALPUR, CHATTISGARH. - 494001
PH :9109996511.

JANJGIR

259. SATYA AUTO PVT LTD (9N02-01-), NEAR KHOKSHA RAILWAY CROSSING, CHAMPA ROAD, NH-200, JANJGIR - 495668
PH :7477000446.

KANKER

260. SKY AUTOMOBILES (5001-06-), RAZA NAGAR, SINGARBHAT, NH-30, KANKER, DISTRICT – KANKER, CHHATTISGARH - 494334
PH :888998625.

KAWARDHA

261. CHOUHAN AUTOMOBILES LLP (DI02-01-), KHASRA NO. 100/6, TALPUR BILASPUR ROAD, KAWARDHA, CHHATTISGARH. - 491 995
PH :6262000222.

KHAIRAGARH

262. SPARSH AUTOMOBILES PVT LTD (GMG1-01-), KHAIRAGARH -JHALBANDHA ROAD, AMLIPARA, OPP - BIJALI OFFICE, KHAIRAGARH -491881 - 491881
PH :9926626662.

KHARSIA

263. SATYA AUTO (SET1-01-), M/S SATYA AUTO , BESIDE GOVT HIGH SCHOOL, RANISAGAR, KHARSIA, DISTRICT: RAIGARH, CHHATTISGARH - 496661
PH :9993092051.

KONDAGAON

264. SKY AUTO (SDF1-01-), – M/S SKY AUTO, NH-90 RAIPUR ROAD, NEAR INDIAN OIL PETROL PUMP, KONDAGAON, CHHATTISGARH - 494226
PH :9625204051.

KORBA

265. SATYA AUTO PVT LTD (U702-01-), SHED NO. 1, INDUSTRIAL AREA, KORBA - 495681
PH :8462000861.

MAHASAMUND

266. SPARSH AUTOMOBILES (5002-02-), BARONDA CHOWNK, BAGBAHRA ROAD, MAHASAMUND. - ??
PH :9926280700.

MANENDRAGARH

267. MAHAMAYA AUTOCARS PVT LTD (AE01-02-), WARD NO.21, NH-43, AMBIKAPUR ROAD, NEAR HP PETROL PUMP, MANENDRAGARH, DISTT. KORIYA - 497442
PH :9584136234.

MUNGELI

268. SATYA AUTO PVT LTD (BLE2-01-), KHASRA NO. 27/02, BILASPUR ROAD, MUNGELI, CHHATTISGARH - 861468
PH :8462000844.

PATHALGAON

269. MAHAMAYA AUTOCARS PVT LTD (BX01-01-), KHASRA NO. 567/2, PHATALGAON, DISTRICT – JASPUR, CHHATTISGARH. - 496118
PH :9925195523.

PITHORA

270. SPARSH AUTOMOBILES (CCG1-01-), PLOT NO. 284/1, RAMSAGAR PARA, RAIPUR ROAD, PITHORA, CHHATTISGARH. - 761008
PH :9926280700.

RAIGARH

271. SATYA AUTO PVT LTD (7Y03-01-), JINDAL ROAD, RAIGARH - 496001
PH :7024398350.

RAIPUR

272. SKY AUTOMOBILES (5001-01-), G.E.ROAD, MOHABA BAZAR, RAIPUR. - 492010
PH :9584433102.

273. SKY AUTOMOBILES (5001-02-), K.K. ROAD, MOUDHAPARA, RAIPUR. - 492001
PH :9584460290.

274. SPARSH AUTOMOBILES (5002-01-), PACHPADAI NAKA, OPP. DUTTA DRY CLEANER, DHAMKARI, JAGDALPUR ROAD, RAIPUR. - 492001
PH :9689792000.

275. SKY AUTOMOBILES (5001-05-), NEAR R.K. MALL, KOTA ROAD, RAIPUR - 492001
PH :9893000161.

276. SKY AUTOMOBILES (5003-01-), AVANTI VIHAR ROAD, TELEBANDHA, RAIPUR (C.G) - 492006
PH :9522314155.

277. SPARSH AUTOMOBILES (5002-04-), OPP. UNION BANK, MAIN ROAD, PANDRI, RAIPUR - 492004
PH :9009866400.

278. SPARSH AUTOMOBILES (5002-05-), PLOT - 31, INDUSTRIAL ESTATE, OPP MAHESH COLD STORAGE, BHANPURI, RAIPUR - ??
PH :9977220395.

279. SKY AUTOMOBILES (5001-07-), ADJOINING WALLFORT CITY, BHATGAON, RAIPUR ROAD NO. 2, RAIPUR, CHHATTISGARH. - 492013
PH :9584460289.

280. HDN MOTORS PVT. LTD. (5005-01-), BESIDES BHARAT BENZ SHOWROOM, DURG-BHILAI ROAD, TATIBANDH, RAIPUR, CHHATTISGARH. - 492001
PH :7909800093.

281. VISHWABHARTI AUTOMOBILES PRIVATE LIMITED (5004-01-), VIDHAN SABHA ROAD, MOWA, RAIPUR DISTT. CHHATTISGARH - 492005
PH :6262620057.

RAJIM

282. SPARSH AUTOMOBILES (5002-03-), RAIPUR ROAD, NEAR AMMANI PETROL PUMP, NAYAPARA, RAJIM. - 493881
PH :9669638883.

RAJNANDGAON

283. SPARSH AUTOMOBILES PVT LTD (LQ02-01-), NEAR HANUMAN TEMPLE, VILL-MANKI, NH-6, RAJNANDGAON, CHHATTISGARH - 491441
PH :7887518100.

SARAIपाली

Dealer Network (AS ON 31.10.2023)

284.	SKY AUTOMOBILES PVT. LTD. (BUF1-01-), KHASRA NO.482/5 AND 482/6, RAIPUR ROAD, SARAIPALI, DIST-MASAMUND, SARAIPALI - 493558 PH :7000723259.	293.	BAGGA LINK MOTORS PVT LTD. (811-01-), 395 PATPAR GANJ INDL. AREA,PATPARGANJ,NEW DELHI - 110092 PH :46488830, 46488831.	307.	COMPETENT AUTOMOBILES CO. LTD. (806-06-), 650/1A, 14, SHIVAJI MARG, NAGAFGARH ROAD, NEW DELHI - 110015 PH :8377007988.	320.	RANA MOTORS (08A1-08-), B-83, GT KARNAL ROAD, INDUSTRIAL AREA, OPP. GUJRANWALA TOWN, NEAR BIKANER WALA, DELHI - 110033 PH :9289496300.
SARANGARH		294.	DD MOTORS (A DIVISION OF D.D. PREM PVT.LTD.) (08F1-01-), A-100 MAYAPURI,PHASE-II,NEW DELHI - 110064 PH :41845000, 49305232.	308.	PREM MOTORS PVT. LTD. (08D4-01-), KH. NO.804/2,MAHIPALPUR MATA CHOWK, DELHI - 110037 PH :011 42390000.	321.	AAA VEHICLEADES (08B9-G1-), KHASRA NO. 204, MAIN CHHATARPUR ROAD, CHHATARPUR, NEAR SAI BABA MANDIR, DELHI, PIN-110030 - 110030 PH :9829342761.
285.	SATYA AUTO PVT LTD (BUC2-01-), KASRA NO. 71/4, 7/32, 7/42, 75/1 AND 76/2, SARANGARH BIKAS KHAND, SARANGARH, DISTT. RAIGARH. - 733751 PH :8462000841.	295.	COMPETENT AUTOMOBILES CO. LTD. (806-03-), PLOT NO.3,GAZIPUR,DELHI, - 110096 PH :45300000.	309.	AAA VEHICLEADES PVT. LTD. (08B9-03-), VILLAGE GHEVRA, KHASRA NO.87/3, 87/8 & 87/13/1, DELHI-ROHTAK ROAD, METRO PILLAR NO.616, MUNDKA, NEW DELHI - 110041 PH :9717092903.	322.	SHREYASH AUTOMOTIVES PRIVATE LIMITED (08F8-01-), PLOT NO.9, SSI INDUSTRIAL ESTATE, GT KARNAL ROAD, NEW DELHI. - 110063 PH :43288888.
SIMGA		296.	T.R. SAWHNEY MOTORS PVT LTD (819-01-), 33 & 34, HARICHAND MELARAM COMPLEX, EAST GOKULPUR, WAZIRABAD ROAD, DELHI - 110094 PH :9999399104, 9999399110.	310.	RANA MOTORS PVT LTD (08A1-05-), A-8, RAJASTHANI UDYOG NAGAR, NEAR AZADPUR FRUIT MARKET, G.T. KARNAL ROAD, OPP. METRO PILLAR NO.119, DELHI. - 110033 PH :41609999, 42474444.	323.	SHREYASH AUTOMOTIVES PRIVATE LIMITED (08F8-02-), A-3, WAZIRPUR INDUSTRIAL AREA, DELHI. - 110052 PH :42020000, 9910114255.
TILDA		297.	RANA MOTORS PVT LTD (08A1-02-), C-47,OKHLA INDUSTRIAL AREA,PHASE-II,NEW DELHI - 110020 PH :41707777.	311.	T.R. SAWHNEY MOTORS PVT LTD (08D2-01-), B-19, MAYAPURI INDUSTRIAL AREA, PHASE-1, NEW DELHI. - 110064 PH :71118333, 9999049337.	324.	VIPUL MOTORS (08F7-01-), B-26, JHILMIL INDUSTRIAL AREA, DELHI - 110095 - 110095 PH :9811233385.
287.	SKY AUTOMOBILES (CWR1-01-), KASRA NO. 29/31, TILDA, DIST.-RAIPUR, CHHATTISGARH. - 493 114 PH :942504051.	298.	T.R. SAWHNEY MOTORS PVT LTD (819-02-), B-6 INDUSTRIAL AREA, PHASE I, OPP SECTOR 18, BADIJ, NEW DELHI - 110042 PH :71118333.	312.	DD MOTORS (A DIVISION OF D.D. PREM PVT.LTD.) (08F1-02-), 9/65 KIRTI NAGAR, INDUSTRIAL AREA, NEW DELHI - 110015 PH :99990388.	OKHLA, DELHI	
TITLAGARH		299.	DD MOTORS (A DIVISION OF D.D. PREM PVT.LTD.) (08F2-01-), 5, WAZIRPUR,INDUSTRIAL AREA,ADJACENT TO WAZIRPUR DEPOT,RING ROAD, NEW DELHI - 110035 PH :999900388, 8860637394, 8860637306, 8448594691.	313.	MAGIC AUTO PVT. LTD. (08D5-01-), PLOT NO. 449 & 450, PATPARGANJ INDUSTRIAL AREA, NEW DELHI. - 110043 PH :9818741741.	325.	AAA VEHICLEADES PVT LTD (08B4-01-), B243, OKHLA PHASE-1, OKHLA, DELHI - 110020 PH :8448582912.
288.	ODYSSEY MOTORS (SQE1-01-), M/S PLOT NO 687/1216, MOUZA PIPALPADAR, TITLAGARH,BALANGIR, ODISHA - 767033 PH :9439314464.	300.	ROHAN MOTORS LTD. (886-01-), F-9/B-1, MOHAN COOPERATIVE INDUSTRIAL ESTATE, MATHURA ROAD, DELHI - 110044 PH :40567900, 41679252-259.	314.	DD MOTORS (A DIVISION OF D.D. PREM PVT.LTD.) (08F1-03-), PLOT NO. 87/1, RANAJI ENCLAVE, NAGLI SAKRAWATI,BEHIND NAGLI METRO STATION, NAJAFGARH, NEW DELHI. - 110043 PH :8448487126, 8448095528.	WAZIRPUR - DELHI	
CHHATTISGARJH		301.	MAGIC AUTO PVT. LTD. (888-01-), A-93,PHASE-2,MAYAPURI INDL AREA,DELHI - 110064 PH :41847777.	315.	DD MOTORS (A DIVISION OF D.D. PREM PVT.LTD.) (08F5-01-), 36/22, NEAR RAMDEV CHOWK, NARELA, DELHI - 110040 PH :9999127953, 9873578740.	326.	DD MOTORS (08F1-05-), A-90, WAZIRPUR INDUSTRIAL AREA, NEW DELHI-110052 - 110052 PH :9310367233.
SHIVIRNARAYAN		302.	DD MOTORS (A DIVISION OF D.D. PREM PVT.LTD.) (08F3-01-), KHASRA NO. 544/1, MUNDKA, NEW DELHI - 110041 PH :25963535, 48616500.	316.	DD MOTORS (A DIVISION OF D.D. PREM PVT.LTD.) (08F1-04-), 32/19, OPP SHANTI GARDEN, DWARKA SECTOR-3, MATIALA DELHI - 110059 PH :9873173005.	GOA	
289.	SATYA AUTO (SMQ1-01-), M/S SATYA AUTO,DEORI, SHIVIRNARAYA, JANJGIR - CHAMPA, CHATTISGARH - PIN 495556 - 495556 PH :9993092051.	303.	T.R. SAWHNEY MOTORS PVT LTD (819-04-), PLOT NO.-508, FUNCTIONAL INDUSTRIAL ESTATE, PATPARGANJ - 110092 PH :9999044326, 9999525756.	317.	FAIR DEAL WHEELS PVT. LTD (08E3-01-), PLOT NO 25, KHATA KHATAUNI NO.97/98, KHASRA NO.48/17, OPP. BRAHMSHAKTI HOSPITAL, BUDH VIHAR, POOTH KALAN, MAIN KANJUHAWALA ROAD, DELHI - 110086 PH :8448690737.	BICHOLIM	
DADRA AND NAGAR HAVELI		304.	MAGIC AUTO PVT. LTD. (0887-01-), PLOT NO. 68/3,MOTINAGAR,NEW DELHI, - 110015 PH :43777777, 43777721.	318.	COMPETENT AUTOMOBILES CO. LTD. (806-07-), 23/2, MATIALA PHIRNI, POCKET C, SECTOR 3, DWARKA, DELHI. - 110059 PH :958279774.	327.	SAI SERVICE PRIVATE LIMITED (BHN1-01-), CITY SURVEY NO. 48/1, MUSLIM WADDO, BICHOLIM, GOA - 403529 PH :2385500, 9881746566.
SILVASSA		305.	SAYA AUTOMOBILES (808-2B-), KHASRA NO.2,G.T. KARNAL ROAD,OPP. GURUDUARA HARGOVIND SINGH,SIRAS PUR BADDI,DELHI - 110033 PH :27731325, 27731856.	319.	JAGMOHAN AUTOMOTIVES (08F6-01-), PLOT NO. 69/2, WAZIRPUR INDUSTRIAL AREA, NEW DELHI, PIN-110052 - 110052 PH :9650790351.	CANACONA	
290.	KATARIA AUTOMOBILES PVT. LTD. (ED01-01-), NEAR ATHAL CHAR RASTA,DADAR & NAGAR HAVELI, SILVASSA - 396230 PH :9723816223.	306.	OKHLA INDUSTRIAL AREA (PHASE-II, NEW DELHI - 110020 PH :40877777, 26389930.				
DAMAN AND DIU							
DAMAN							
291.	KATARIA AUTOMOBILES PVT. LTD. (104-08-), NEAR AKASWANI CENTER, RINGANWADA, NANI DAMAN , DAMAN UNION TERRITORY - 396210 PH :9924130655.						
DELHI							
292.	SAYA AUTOMOBILES PVT. LTD. (809-03-), A 21-22, G.T.KARNAL ROAD, NEW DELHI - 110033 PH :47088888.						

331. SAI SERVICE PRIVATE LIMITED (3402-05-), D-2/9,MAPUSA INDUSTRIAL ESTATE,MAPUSA, GOA. - 403507
PH :2267000, 8660432266.
332. CHOWGULE INDUSTRIES PVT. LTD. (3408-03-), PLOT NO. 19/20,THIVIM INDUSTRIAL ESTATE,KARASWADA, MAPUSA,GOA - 403507
PH :0832-6631666/6631608/8888817955.

MARGAO

333. CHOWGULE INDUSTRIES PVT. LTD. (3408-01-), OPP.DAMODAR TEMPLE,FATORDA,MARGOEA,GOA - 403602
PH :0832-6623444/420/7796630235.
334. SAI POINT CARS PVT LTD (3409-01-), H.NO.17,WARD NO.5,SURVEY NO.34/3,34/4,MARGAON PONDA HIGHWAY,SONFATOR AMBORA,CAMURLIN,SALCETE ,GOA - 403722
PH :9545454826/8380013499.
335. SAI SERVICE PRIVATE LIMITED (3402-02-), SURVEY NO. 212/4,VILLAGE - VERNAL,TAL : SALCETE ,NEXT TO AGNEL POLYTECHNIC, MARGAO - 403718
PH :2883000, 2791195,9834398096.
336. CHOWGULE INDUSTRIES PVT. LTD. (3408-08-), PLOT NO. M-58 AND M-59, PHASE 3B, VERNA INDUSTRIAL ESTATE, MARGAO, VERNA, SALCETE SOUTH GOA, GOA - 403722
PH :0832-6621800/9922950800.

PANAJI

337. CHOWGULE INDUSTRIES PVT. LTD. (3408-02-), D.B BANDODKAR MARG,CAMPAL,PANAJI,GOA - 403001
PH :9922950798/9922925701.
338. SAI SERVICE PRIVATE LIMITED (3402-07-), SHED NO.18/329, PLOT NO.5A, SURVEY NO.117/6, TELEIGAON, ST. INEZ, PANJIM, GOA-403 002. - 403001
PH :22229222/2222222,9923865179.

PERNEM

339. CHOWGULE INDUSTRIES PVT. LTD. (CUA1-01-), SURVEY NO. 258/1-B & 258/1-C, OPPOSITE INDUSTRIAL TRAINING INSTITUTE, TALUKA - PERNEM, DIST. NORTH GOA. - 403512
PH :8380082893.

POLEM

340. CHOWGULE INDUSTRIES (SHO1-01-), DULGAL-SHELM,VILLAGE POLEM-LOLIEIM SOUTH GOA,403728 - 403728
PH :9049555395.

PONDA

341. SAI SERVICE PRIVATE LIMITED (3402-03-), OFF PANJIM HIGHWAY,PONDA,GOA. - 403401
PH :2324106, 2311499, 2324120, 9518349559.

PORVORIM

342. SAI SERVICE PRIVATE LIMITED (3402-01-), SURVEY NO: 36/1,PENHA DE FRANCE,TAL : BARDEZ, ALTO PCRVORIM,GOA - 403501
PH :2419200, 2414324, 9881746567.

SANVORDEM

343. CHOWGULE INDUSTRIES PVT. LTD. (BTK1-01-), SURVEY NO. 4, SUBDIVISION-3, VILLAGE - CACORA, TALUKA - CURCHOREM, SANVORDEM, DIST. - SOUTH GOA, GOA - 403706
PH :9850477607.

SATTARI

344. CHOWGULE INDUSTRIES PVT. LTD. (3408-10-), SURVEY NO. 60, SUB DIV NO. 05, VILLAGE ARVALEM, VILLAGE PANCHAYAT ARVALEM, TALUKA SATTARI, NORTH GOA, GOA - 403505
PH :9923464422.

TALEGAON

345. CHOWGULE INDUSTRIES PVT. LTD. (3408-06-), SURVEY NO. 122, MAHBOS, NEAR SHANKARWADI TEMPLE, SHANKARWADI, TALEGAON, - 403001
PH :9922950798/9922925701.

VASCO

346. SAI SERVICE PRIVATE LIMITED (3402-04-), NEXT TO SHIKALIM CHURCH,SHIKALIM,VASCO,GOA - 403802
PH :2542581/2526008/2526000/9850398058.
347. CHOWGULE INDUSTRIES PVT. LTD. (3408-09-), OPP BHRAMASTAL TEMPLE, PATRONG BAINA, VASCO,GOA - 403802
PH :0832-2500407/427/9921943608/9850986904.

GUJARAT

AHMEDABAD

348. KIRAN MOTORS LTD (102-01-), SARKHEJ - GANDHINAGAR HIGHWAY,OPP. RAJUPATH CLUB,AHMEDABAD - 380054
PH :9624055445.
349. KATARIA AUTOMOBILES PVT. LTD. (104-01-), D/8 BEHIND ESI HOSPITAL,OUTSIDE DARIAPUR DARWAJA,AHMEDABAD - 380016
PH :9824543500.
350. POPULAR WHEELERS (INDIA) PVT. LTD. (105-01-), PATEL TRUST BUILDING,AVTAR HALL,NAROL, NARODA HIGHWAY,ISANPURA ROAD,AHMEDABAD - 382443
PH :61903232.
351. KIRAN MOTORS LTD (102-02-), BEHIND L&T GODOWN,SARKHEJ SANAND HIGHWAY, AHMEDABAD - 382210
PH :26891863, 26891009, 26891294.
352. KATARIA AUTOMOBILES PVT. LTD. (104-05-), NEAR KOKHRA BRIDGE,MANINAGAR - 380008
PH :7567568182.

353. KATARIA AUTOMOBILES PVT. LTD. (110-01-), BEHIND ADANAL PUMP, ,NEAR MAKARBA CROSSING, MAKARBA,SG HIGHWAY - 380051
PH :7069054900.

354. POPULAR WHEELERS (INDIA) PVT. LTD. (111-01-), BESIDE SOLA ROAD BRIDGE, S. G. HIGHWAY SOLA,AHMEDABAD - 380054
PH :65058111.

355. KIRAN MOTORS LTD (112-01-), SURVEY NO. 82/1/1, NEAR H.P. PETROL PUMP, MOTERA ROAD, CHANDKHEDA, AHMEDABAD - 380005
PH :8347491800/9824023122.

356. UDAY AUTOLINK PVT. LTD. (113-01-), NEAR GALAXY SPACIA, OPP. DASTAN FARM, S. P. RING ROAD, KATHWADA, AHMEDABAD, GUJARAT - 382430
PH :7567229999.

357. NANDA AUTOMOBILES PVT. LTD. (114-01-), SURVEY NO. 229/3, OPP. GOKULESH PETROL PUMP, NAROL - ASLALI ROAD, NAROL, AHMEDABAD, GUJARAT - 382405
PH :8966558797 /8460088983.

358. STARLINE CARS (AHMEDABAD) PVT LTD (115-01-), PLOT NO. 103/2, NANDA CHILODA, NEAR RAILWAY CROSSING, KRISHNANAGAR ROAD, NARODA, AHMEDABAD - 382330
PH :9824601729.

359. KIRAN MOTORS LTD (112-02-), FINAL PLOT NO.33/1/1, NEAR SHRUSHTI LAVISH, OPP SHYAM VILLA-6, NARODA-NIKOL ROAD, NIKOL DISTT. ,AHMEDABAD - 382330
PH :7069868374/9173840458/7383651643/9173044104

360. KIRAN MOTORS LTD (102-04-), SURVEY NO. 245/3, TP SCHEME NO. 43, NEAR KARGIL PETROL PUMP, SCIENCE CITY ROAD, AHMEDABAD - 380060
PH :9327617447, 9327214890.

361. POPULAR WHEELERS (INDIA) PVT. LTD. (109-01-), BEHIND G. B. SHAH COLLEGE, NEAR SWAMINARAYAN PARK, VAISHALI TOWNSHIP ROAD, VASNA, AHMEDABAD, GUJARAT. - 380007
PH :90599993830.

362. PEGASUS (A UNIT OF VISUAL AUTOLINK PVT. LTD.) (129-01-), PLOT NO. 116, BOPAL - AMBIL ROAD, BOPAL - AHMEDABAD, DISTRICT - AHMEDABAD, GUJARAT. - 380058
PH :7211140026, 7211130053.

363. TANU MOTORS PVT. LTD. (118-01-), SURVEY NO. 1155/1-2, 1154 & 1156, PLOT NO. 39, SARKHEJ-SANAND ROAD, SANAND, AHMEDABAD,(GUJARAT) - 382110
PH :9512009110.

364. PEGASUS (A UNIT OF VISUAL AUTOLINK PVT. LTD.) (117-01-), PLOT NO.116 & 118/2, SARДАР PATEL RING ROAD, VASTRAL, AHMEDABAD - 382418
PH :7623089000.

365. STARLINE CARS PVT. LTD. (D101-09-), SR NO - TP - 57, PLOT NO. 67, NEAR GOTTA FLYOVER BRIDGE, OPP. SHANKU FARM HOUSE, S. G. HIGHWAY, GOTTA, AHMEDABAD. - 382481
PH :9824601729.

366. KATARIA AUTOMOBILES PVT. LTD. (110-02-), PLOT NO. 112, 116 & 119, SURVEY NO. 283/3.7.10, B/H SILVER STAR, BESIDE HARI VILLA BUNGLOWS, GOTTA ROAD, CHANDLODIYA, AHMEDABAD - 382481
PH :9824000378.

367. DB MOTORS PRIVATE LIMITED (119-01-), SURVEY NO. 131A, NH-8, ASLALI, OPP.-OCTROI NAKA, AHMEDABAD. - 382427
PH :9726031111.

368. POPULAR WHEELS (111-02-), SAVAN SQUARE, SHOP NO. 1, 2, 3, 4, 5, SERVE NO. 39/1, F.P. NO. 92, T.P. NO. 66/A, CHENPUR, NEW RANIP, AHMEDABAD. - 382 427
PH :9925203344.

369. DB MOTORS PRIVATE LIMITED (119-02-), PLOT NO. 718, ASHRAM ROAD, OPPOSITE GANDHI ASHRAM, OLD VADAJ, HRIDAYA KINJ, AHMEDABAD - 380013
PH :9909048260.

AMBAJI

370. TANU MOTORS (SKQ1-01-), OPP KUMBHARIYA JAIN DERASAR, GIDC ROAD, AMBAJI, DIST-BANASKANTHA, GUJARAT 385110 - 385110
PH :9727709227.

AMOD

371. RAMVATNA MOTORS (F801-03-), ROYAL PARK, JAMBUSAR-BHARUCH ROAD, AMOD, DISTRICT: BHARUCH, GUJARAT. - 392110
PH :9687691106/9687699383.

AMRELI

372. ALPHA AUTOLINK LLP (9E02-01-), LATHI BY PASS ROAD, AMRELI, GUJARAT. - 365601
PH :9978938856/9978938833.

ANAND

373. AMAR CARS PVT. LTD. (F702-01-), JANTHA CROSSING,SOJITRA ROAD,ANAND - 388121
PH :9090960772.

374. KATARIA AUTOMOBILES PVT. LTD. (F703-01-), SURVEY NO. 189/1+2/A+3/A/K 190/P, OPP. OLD JAKAT NAKA, NEAR RAILWAY OVERBRIDGE, ANAND-CHIKHODRA ROAD, ANAND, GUJARAT. - 388 120
PH :7698954666.

ANKLAV

Dealer Network (AS ON 31.10.2023)

375. KATARIA AUTOMOBILES (SEO1-01-), AMBICA COMPLEX, GROUND FLOOR SHOP NO. B, C AND D, ASODAR CHOKDI, TAL. ASODAR, CITY ANKLVAR, DIST. ANAND, PIN-388510, GUJARAT - 388510
PH :7227917151.
- ANKLESHWAR**
376. RAVIRATNA MOTORS PVT LTD (P901-01-), PLOT NO. 624/2/BA, GIDC, VALIA ROAD, ANKLESHWAR - 393002
PH :9687691063.
- BAGODRA**
377. NANDA AUTOMOBILES PVT. LTD. (CVQ1-01-), SHOP NO. 9, 10, 11, 12, KAMDHENU COMPLEX, BAGODRA HIGHWAY, NR. SBI BANK, BAGODRA - 382240
PH :9727822000, 9726269111.
- BALASINOR**
378. AMAR CARS PVT. LTD. (CJE1-01-), SR. NO. 145/1, OPP. OIC PETROL PUMP, AHMEDABAD HIGHWAY (NH-47), KANTHARJINA MUVADA, VILLAGE - VADALA, TALUKA - BALASINOR, DISTRICT - MAHISAGAR, GUJARAT. - 388255
PH :7211109960.
- BARDOLI**
379. DHURU MOTORS (4002-02-), G.I.D.C.SURAT BARDOLI ROAD,BARDOLI - 394601
PH :9825413113,9879104454.
380. KATARIA AUTOMOBILES PVT. LTD. (I106-02-), BLOCK NO.13, NANDIDA CROSS ROAD, BARASADI VILLAGE, SURAT-BARDOLI ROAD, BARDOLI, GUJARAT - 394310
PH :7698022665/9924138860.
- BAREJA**
381. KATARIA AUTOMOBILES PVT. LTD. (BAN1-01-), 5/6/7, ADITYA COMPLEX NATIONAL HIGHWAY-8, BAREJA, TALUKA - DASKROI, DISTRICT - AHMEDABAD, GUJARAT - 382425
PH :7046079997.
- BARWALA (AHMEDABAD)**
382. UDAY AUTOLINK PVT. LTD. (I401-01-), OPP. HILTON HOTEL, BHAVNAGAR HIGHWAY, TA BARWALA, DIST. AHMEDABAD - 382450
PH :7567449999/9687677611.
- BAVLA**
383. KATARIA AUTOMOBILES PVT. LTD. (104-07-), NEAR ESSAR PETROL PUMP, BAVLA -AHMEDABAD HIGHWAY, BAVLA - 382220
PH :9824344889.
- BECHARAJI**
384. STARLINE CARS PVT. LTD. (GJM1-01-), R.S. NO. 336 PAIKI, MOJE-BECHAR (BECHARAJI), TALUKA - BECHARAJI, DIST.-MEHSANA. - 384210
PH :9909043244.
- BHABHAR**
385. STARLINE CARS (CWD1-01-), SHOP NO. 7, 8, 9, SIDDIHI VINAYAK BUSINESS HUB, R.S. NO. 225, PANJRAPOLE ROAD, BHABHAR, DIS. -BANASKANTHA, GUJARAT. - 385320
PH :9909043244, 9824601729.
- BHACHAU**
386. K.D. MOTORS (P501-02-), SUNRISE MALL,OPP. BUS STAND,BHACHAU BHUJ ROAD, BHACHAU, GUJARAT - 370140
PH :9909953036, 9879390919.
- BHANVAD**
387. ATUL MOTORS JAM LLP (BND2-01-), R.S. NO.439, PLOT NO.19, BHANVAD (GUJARAT) - 360510
PH :9574005964 / 9574004714.
- BHARUCH**
388. RAVIRATNA MOTORS (F801-01-), NH 8, OPP YOGI PETROL PUMP,P.O. ZADESHWAR,BHARUCH - 392011
PH :9687691044; 9687632647.
- BHAVNAGAR**
389. KATARIA AUTOMOBILES (C902-01-), SURVEY NO 137/2, PLOT NO 301/2&3 AND 301/4&5, VERTEJ GIDC, NARI CHOWKDI, RAJKOT ROAD, BHAVNAGAR. - 364004
PH :9426168286.
390. KATARIA AUTOMOBILES (C902-02-), PLOT NO-29, NR. TALAJA OCTROI CIRCLE, JAKATNAKA, AT-ADHEWADA, DIST-BHAVNAGAR, GUJARAT - 364002. - 364002
PH :9638884422.
- BHUJ**
391. K.D. MOTORS (P501-01-), PLOT NO. 5/6/14,UMANAGAR,MIRZAPUR HIGHWAY ROAD , BHUJ,GUJARAT - 370001
PH :02832-232534/5, 9879898799, 8780351870.
392. K.D. MOTORS (P501-03-), R.S NO. 25/2, 25/3, 26/2, PLOT NO. 57 TO 61, VILLAGE - MIRZAPUR, TALUKA - BHUJ, GUJARAT. - 370001
PH :9909953124.
- BODELI**
393. KIRAN MOTORS LTD (0R01-01-), OPP.NARMADA GUEST HOUSE,DAHHOI ROAD, BODELI, TALUKA: SANKHEDA,VADODARA - 391135
PH :9714592999.
- BORSAD**
394. AMAR CARS PVT. LTD. (BJM1-01-), BORSAD - TARAPUR HIGHWAY, BORSAD, DISTRICT - ANAND, GUJARAT - 388540
PH :9586477744.
- BOTAD**
395. KATARIA AUTOMOBILES (AP03-19-), PLOT NO.13, SURVEY NO 33.34, AND 35 PAIKKI VILLAGE, HADADAD, OPP. PATEL HYUNDAI SHOWROOM, PALIYAD BOTAD ROAD - 364710
PH :9558060658.
- CHANASMA**
396. STARLINE CARS (CVF1-01-), 16/17, PASABHI COMPLEX, NEAR ROYAL PALACE HOTEL, MEHSANA HIGHWAY, CHANASMA. - 384220
PH :9909043244, 9824601729.
- CHANDIYAL**
397. DB MOTORS (SJT1-01-), SHOP NO-1,2,3 SWAPNIL ARCADE, GRAM-CHANDIYAL, TAL-DASKROI, DIST-AHEMDABAD, GUJARAT. - 382433
PH :9909048301.
- CHANDKHEDA - AHMEDABAD**
398. KATARIA AUTOMOBILES PVT. LTD. (104-10-), SURVEY NO. 247, TP NO. 73, OPP. PAVITRA ENCLAVE, MANSAROVER ROAD, NEAR HARI OM FARM, TRAGAD, CHANDKHEDA, AHMEDABAD - 382470
PH :9723302111.
- CHANDRALA**
399. NANDA AUTOMOBILES PVT. LTD. (GLT1-01-), HIMMATNAGAR HIGHWAY NO.8, NEAR DEVANSHI PARTY PLOT, CHANDRALA, DIST-GANDHINAGAR, GUJARAT - 382320
PH :9725062187, 9727726003.
- CHANGODAR**
400. PEGASUS (A UNIT OF VISUAL MOTORS PVT. LTD.) (CTD2-01-), SURVEY NO.393, VILLAGE - MORAIYA, CHANGODAR, TALUKA - SANAND, SUN DISTT - AHMEDABAD. - 382210
PH :7211120014.
- CHIKHLI**
401. KATARIA AUTOMOBILES PVT. LTD. (BCB1-01-), SURVEY NO.461, VILLAGE-MAJIGAM, TALUKA-CHIKHALI, DISTT-NAVSARI, GUJARAT - 396521
PH :7689953899.
- CHILODA**
402. PEGASUS (A UNIT OF VISUAL AUTOLINK PVT. LTD.) (GJO1-01-), PLOT NO. 332, BESIDES GALLOPS TATA, NH-8, CHILODA-HIMMATNAGAR HIGHWAY, CHILODA. - 382355
PH :7211168938, 7623039000.
- CHOTILA**
403. DREAM VEHICLES PVT LTD (CFI1-01-), SURVEY NO. 31, PLOT NO. 1, NILKANTH SOCIETY, NH NO. 8A, AHMEDABAD-RAJKOT, AT & PO - CHOTILA. DISTRICT - SURENDRANAGAR, GUJARAT. - 363520
PH :9227775709.
- CHUDA**
404. DREAM AUTOMOBILES (SOC1-01-), NR. GOVT HOSPITAL,CHATARLIYA ROAD,CHUDA,SURENDRANAGAR. - 363410
PH :9313802500.
- DABHOI**
405. KATARIA AUTOMOBILES PVT. LTD. (UU01-01-), OPP. VEGA BUS STOP, NEAR VEGA CROSS ROAD, DABHOI-BODELI ROAD, DABHOI, TA:DABHOI, DI:VADODARA - 391110
PH :8156000463.
- DAHOD**
406. R B CARS PVT. LTD. (2C01-02-), NEAR SIMANDHAR JAIN TEMPLE, OLD INDORE HIGHWAY,DAHOD - 398151
PH :9099043715, 9727700823.
- DANTIWADA**
407. TANU MOTORS (SSX1-01-), VISHWAS COMPLEX, OPP HINGLAJ PETROL PUMP, NR. JAIN DERASAR, DANTIWADA HIGHWAY, AT-PO PANTHWADA, TALUKA-DANTIWADA, DIST-BANASKANTHA - 385545
PH :9099940424.
- DEESA**
408. TANU MOTORS PVT. LTD. (Q801-03-), NH-14, NR. ESSAR PETROL PUMP, RADHANPUR HIGHWAY, HANUMAN NAGAR, MALGADH, DEESA - 385535
PH :99090006099.
- DEHGAM**
409. NANDA AUTOMOBILES PVT. LTD. (2B01-03-), NEAR UMIYA MATAJI TEMPLE, COLLEGE ROAD,AHMEDABAD ROAD, DEHGAM - 382305
PH :234567.
- DETROJ**
410. PEGASUS (A UNIT OF VISUAL AUTOLINK PVT LTD.) (GLC1-01-), PLOT NO-61,MILKAT NO-2534, AT-DETROJ,TALUKA-DETROJ-RAMPURA-382120
PH :7971846442.
- DEVGADH BARIA**
411. R B CARS PVT. LTD. (2C01-05-), BESIDE ARIHANT PETROL PUMP, PIPLOD ROAD, DEVGADH BARIA - 389380
PH :9099049344, 6352384846, 9099043715.
- DHANERA**
412. TANU MOTORS PVT. LTD. (BZW1-01-), 01 & 02, MARUTI NANDAN COMPLEX, NEAR ESSAR PETROL PUMP, DHANERA-DEESA HIGHWAY, DHANERA. - 385510
PH :9909006099, 8401784018.
- DHARAMPUR**

413. KATARIA AUTOMOBILES PVT. LTD. (BSK1-01-), SURVEY NO.29/3/P1, VILLAGE ASHURA NR. ASHURA CIRCALE, DHARAMPUR DISTT. VALSHAD, GUJARAT - 396050 PH :9723455291.

DHARI

414. ALPHA AUTOLINK LLP (GG02-01-), PLOT NO. 9, DHARI - KHAMBHA ROAD, NEAR RAILWAY FATAK DHARI, TALUKA - DHARI, DIST. - AMRELI, GUJARAT. - 365640 PH :9904549999/9978938858.

DHOLKA

415. TANU MOTORS PVT. LTD. (CQ02-01-), SURVEY NO. 722, OPPOSITE RANI RUDY MATAJI MANDIR, DHOLKA KALIKUND HIGHWAY, DHOLKA, GUJARAT - 382 225 PH :9512009104.

DHORAJI

416. PERFECT AUTO SERVICE (5502-09-), JETPUR ROAD, OPP. SHRINATHJI SOCIETY, DHORAJI - - 360410 PH :9099027402, 8200969617.

DHRANGADHRA

417. DREAM VEHICLES PVT LTD (IM01-01-), PLOT NO. 79, SURENDRANAGAR- DHRANGADHRA ROAD, OPP. ARMY WORKSHOP, DISTRICT-SURENDRANAGAR. - 363310 PH :9227775725.

DIYODAR

418. TANU MOTORS (SFU1-01-), NR.HP PETROL PUMP, BHESANA CROSS ROAD, BHABHAR HIGWAY,DIYODAR-385330 - 385330 PH :9099017756.

DWARKA

419. ATUL MOTORS JAM LLP (CJG2-01-), SURVEY NO. 41, NEAR, SHRI SANTAN SEVA MANDAL, CORNER PLOT OF STATION ROAD AND HIGHWAY ROAD, DWARKA, DISTRICT – DWARKA – - 361335 PH :9712212900 / 9574004714.

GANDHIDHAM

420. B M AUTOLINK (7702-01-), EAST OF PLOT NO. 30-35,NATIONAL HIGHWAY, GANDHIDHAM - 370201 PH :9727725723.

421. B M AUTOLINK (7702-03-), SURVEY NO.129/26 P, GALPADAR HIGHWAY, GANDHIDHAM , DISTT.KACHCHH, GUJARAT. - 370110 PH :9727725723, 9727739550.

GANDHINAGAR

422. NANDA AUTOMOBILES PVT. LTD. (2B01-01-), 1003,SECTOR-28,GANDHI NAGAR - 382028 PH :(079)23212692 / 93 / 94.

423. NANDA AUTOMOBILES PVT. LTD. (2B01-05-), PLOT NO. 805, GIDC, SECTOR-28, GANDHINAGAR - 382028 PH :079-23212692/93/94 9727726003.

GODHRA

424. R B CARS PVT. LTD. (2C01-01-), PLOT NO. 112/11, 12-VAVDI,GODARA - DAHOD HIGHWAY, GODHRA, PANCHMAHAL, GUJARAT - 389001 PH :9099043715, 9727700823.

425. R B CARS PVT. LTD. (2C01-04-), SURVEY NO.107, LUNAWADA ROAD, GIDC, GODHRA, DISTT. PANCHMAHAL-389001 - 389001 PH :9099043715, 9727700823.

GONDAL

426. ATUL MOTORS PVT LTD (5503-05-), 8-B NATIONAL HIGHWAY, OPP. DAULAT OIL MILL, NR. NILKANTH VIRUDASHRAM, RAJKOT HIGHWAY,GONDAL - 360311 PH :9904922333.

GOZARIA

427. VIMCO MOTORS PVT. LTD. (GJN1-01-), 1597/339 P4 VISHNAGAR-GOZARIYA ROAD, GOZARIYA, DIST.-MEHSANA - 382825 PH :7016623842.

HALOL

428. R B CARS PVT. LTD. (BKC1-01-), PLOT NO. 104/6 & 104/8, VADDARA – GODHRA HIGHWAY, NEAR NAVJIVAN HOTEL, HALOL, DISTRICT – PANCHMAHAL, GUJARAT - 389350 PH :9099043715, 9727700823.

HALVAD

429. DREAM VEHICLES PVT LTD (GX01-01-), PLOT NO.5 & 6, NAKLANKDHAM TOWNSHIP, OPP. HONEST RESTAURANT, AHMEDABAD HIGHWAY, HALVAD DISTT. SURENDRANAGAR (GUJARAT) - 363330 PH :8238000965.

HANSOT

430. RAVIRATNA MOTORS (BG01-01-), AT UTRAJI, HANSOT, DISTRICT - BHARUCH. - 393030 PH :9687691063.

HIMMATNAGAR

431. KIRAN MOTORS LTD (P601-01-), NEAR G.I.D.C,MOTIPURA, HIMMATNAGAR - 383001 PH :9824576711.

IDER

432. KIRAN MOTORS LTD (UX01-01-), SURVEY NO.69 IDAR-AMBAJI ROAD, IDAR DIST: SABARKANTHA - 383430 PH :8155994111.

JAMBUSAR

433. RAVIRATNA (SKR1-01-), SURVEY NO-2939-2954, PLOT NO-2, VILLAGE-JAMBUSAR, TALUKA-JAMBUSAR, DIST-BHARUCH. - 392150 PH :9687667595.

JAMJODHPUR

434. ATUL MOTORS (JAM LLP) (CSN3-01-), NEAR HDFC BANK, GAYATRI MANDIR ROAD, JAMJODHPUR, DIST-JAMNAGAR (GUJARAT) - 360530 - 360530 PH :9537888988.

JAMNAGAR

435. ATUL MOTORS JAM LLP (F402-01-), SURVEY NO.422, PLOT NO. 16,17 & 19, JAMNAGAR, GUJARAT - 361001 PH :9574004710 / 9574004716.

436. STARLINE CARS PVT. LTD. (D101-02-), CHANASMA HIGHWAY, PATAN - 384265 PH :7046046187.

437. ATUL MOTORS JAM LLP (F402-02-), C-36, MP SHAH ARUN UDYOG, SARUSECTION ROAD, JAMNAGAR - 361002 PH :9574004704 / 9574004717.

438. ATUL MOTORS (JAM LLP) (F402-03-), OPP MADHAV BAUG1, NEAR RAILWAY OVER BRIDGE, JAMNAGAR, GUJARAT-361006. - 361006 PH :9574004709.

JASDAN

439. ATUL MOTORS PVT LTD (5503-09-), SURVEY NO. 1253, PLOT NO. 4, NEAR KALYAN PETROL PUMP, JASDAN-ATKOT HIGHWAY, JASDAN, DIST -RAJKOT, GUJARAT. - 360050 PH :9265404142.

JHALOD

440. R B CARS PVT. LTD. (CJF1-01-), SURVEY NO. 2550B/10, 11, AT -JHALOD, TALUKA -JHALOD, DISTRICT - DAHOD. - 389170 PH :90999684363, 9099043715.

JUNAGADH

441. PERFECT AUTO SERVICES (5502-06-), SURVEY NO.45/1, PLOT NO. 214-C/D/E/F, GIDC-I, DOLATPARA, JUNAGADH - 362001 PH :9879518052, 7043999073, 9909022618.

JUNAGARH

442. PERFECT AUTO SERVICES (5502-02-), PLOT NO. 81-82,G.I.D.C. DOLATPURA,RAJKOT-JUNAGARH HIGHWAY, JUNAGARH - 362001 PH :9909006980, 7043999073, 9909022618.

KADI

443. STARLINE CARS PVT. LTD. (D101-07-), OPP. COTTON MARKETING YARD, KADI-CHATRAL ROAD, TAL: KADI, DIST: MEHSANA - 382715 PH :8160707156.

KAKANPUR

444. RB CARS (SDN1-01-), SURVEY NO.618/2, PAKI PLOT NO. 29,30,31 AT. KAKANPUR, TAL. GODHRA, DISTRICT. PANCHMAHAL PIN-388713. - 388713 PH :90999049347.

KALAVAD

445. ATUL MOTORS JAM LLP (BNC2-01-), SANIDHYA ARCADE, NEAR SANIDHYA PARTY PLOT, KALAVAD – DHORAJI ROAD, KALAVAD. - 361160 PH :9574222111.

KALOL

446. NANDA AUTOMOBILES PVT. LTD. (2B01-02-), PLOT NO.- 162-168, GIDC,KALOL MEHSANA HIGHWAY, NEAR CHIRAG CINEMA ROAD, KALOL. - 383028 PH :220781 / 82 / 83.

KAPADVANJ

447. AMAR CARS PVT. LTD. (NC01-01-), SAMARTH SQUARE, SHOP NO. 1, MODASA KAPADWANJ ROAD, KAPADVANJ, GUJARAT-387620 - 387620 PH :9909960761.

KARJAN

448. AMAR CARS PVT. LTD. (UZ01-01-), SURVEY NO.851/787 BESIDE PMT TOOLS, KANDARI, N.H. -8, KARJAN, DISTT-VAODDRARA (GUJARAT) - 391210 PH :7567299666/9925426299.

KATHLAL

449. AMAR CARS PVT. LTD. (CXA1-01-), MAHAVEER AUTO SHOWROOM, NADIAD ROAD, JB PLAZA, KATHLAL, GUJARAT. - 387 630 PH :9909960761.

KESHOD

450. PERFECT AUTO SERVICES (BZY1-01-), R S NO. 125/1, GODDOWN NO. 01, SONDARDA, TALUKA – KESHOD, DISTRICT – JUNAGADH, GUJARAT. - 362220 PH :7043999073.

KHAMBHAT

451. AMAR CARS PVT. LTD. (BNF1-01-), PLOT NO. 7/8/9, RAJMAHAL PARK, OPP. SARDAR CHATRALAY, LAL DARWAJA, GAYATRINAGAR ROAD, KHAMBHAT, TALUKA KHAMBHAT, ANAND DISTRICT, GUJARAT - 388620 PH :9909960772.

KHEDA

452. AMAR CARS PVT. LTD. (BNA1-01-), S.NO.708, PLOT NO.1, VILLAGE-SOKHDA, TAL: MATER, DISTT. KHEDA, GUJARAT - 387570 PH :9909960761.

KHEDBRAHMA

Dealer Network (AS ON 31.10.2023)

453. KIRAN MOTORS (CMU1-01), AMBAJI ROAD, KHEDBRAHMA, DIST. – SABARKANTHA, PIN – 383255 - 383255 PH :9824010721.	462. KATARIA (BRM1-01-), BLOCK NO. 14/2, VILLAGE BUDHALESHWAR, SURAT SAPUTARA STATE HIGHWAY,TAL. MAHUVA, DIST. SURAT - 394250 - 394250 PH :9824051060/9824094498.	472. VIMCO MOTORS (D103-02-), SHOP # 7&8, TIRUPATI SAHIBAGH MARKET, MEHSANA – RADHANPUR ROAD, NEAR SAHAJI VILLA, MEHSANA - 380002 - 380002 PH :8909953333.	NANA PONDHA 482. AMAR CAR (SEL1-01-), SHOP NO 7-11, JALASHAI SHOPPING CENTER, AT-NANA PONDHA, TALUKA- KAPRADA, DIST-VALSAD - 396126 PH :7227971155.
KHERALU 454. STARLINE CARS (SN02-01-), R S NO. 4962 MAHAVIR COMPLEX, KHERALU, DIST. -MEHSANA - 384325 PH :9909043244, 9824601729.	MANAVADAR 463. PERFECT AUTO SERVICE (CUI1-01-), RS NO. 13/1, 14, PLOT NO. 48, BHAKTINAGAR, TALUKA - MANAVADAR, DIST.-JUNAGADH. - 362 630 PH :7043999073.	METODA 473. ATUL MOTORS PVT LTD (5503-08-), PLOT NO. 2328, GATE NO. 2, METODA GIDC, METODA, TALUKA LODHIKA, DISTRICT - RAJKOT, GUJARAT - 360021 PH :8140909095, 9924688774.	NASWADI 483. RAVIRATNA MOTORS (SCV1-01-), HOUSE NO-301,302,303, IN VALPURA-RAMLALNAGAR, VILLAGE AT-NASWADI, DIST. CHOTTA UDEPUR - 391150 PH :9687691047.
KIM 455. KATARIA AUTOMOBILES PVT. LTD. (UW01-01-), PLOT NO. 116-121, DAL MILL COMPOUND, OPP. SURAT JILLA SANGH, KIM CROSS ROAD, NH-8, KIM - 394110 PH :9723555185.	MANDAL 464. KIRAN MOTORS LTD (IW01-01-), SURVEY NO. 708, MANDAL - DETROJ HIGHWAY, NR. RELIANCE PETROL PUMP, MANDAL , DI: AHMEDABAD, GUJARAT. - 382130 PH :9408803925.	MODASA 474. KIRAN MOTORS LTD (P601-02-), SHAMLAL JI ROAD,SABARKANTHA DIST., MODASA - 383315 PH :8155995111.	NAVSARI 484. KATARIA AUTOMOBILES PVT. LTD. (Q701-01-), PLOT NO.-891, OPP PALUVA MILL, NH-8 NEAR GANESH SISODRA CHOKDI,GANESH SISODIA NAVSARI, GUJRAT - 396463 PH :9723430012.
KODINAR 456. PERFECT AUTO SERVICES (A DIVISION OF PERFECT RETREADS PVT LTD) (CSO1-01-), R.S NO. 222, PLOT NO.2, 3 SHOPS, KODINAR-362720 DISTT. JUNAGADH, GUJARAT - 362720 PH :70439992893, 7043340792.	MANDVI 465. K.D. MOTORS (UY01-01-), PLOT NO.25,26 & 27, RAJ COMMERCIAL, SURVEY NO.246, NEAR "THE BEACH RESORT", MANDVI NALIYA ROAD, MANDVI-KUTCH - 370465 PH :9909953088, 9825353679.	MORBI 475. PERFECT AUTO SERVICES (5502-07-), SURVEY NO. 351/2, PLOT NO. 10, DHARTI INDUSTRIAL AREA, RAJPURA ROAD, SANALA, MORBI, TEHSIL-MORBI, DISTT.-MORBI, GUJARAT. - 363641 PH :9099058044, 9925199569, 9879499088.	NETRANG 485. RAVIRATNA MOTORS (CUZ1-01-), SURVEY NO. 184, PLOT NO. 1 & 2, VILLAGE - NETRANG, TALUKA - VALIA, DIST.-BHARUCH. - 393130 PH :9687691063.
KUKARWADA 457. STARLINE CARS PVT. LTD (CSC1-01-), SHOP NO.1741, 1742 AND PLOT NO.1752, KUKARWADA TALUKA, VIJAPUR, DISTT MAHESANA (GUJARAT) - 382830 PH :9909043244, 9824601729.	MANGROL 466. KATARIA AUTOMOBILES PVT. LTD. (CAH1-01-), PLOT NO. 12-28, MOSALI, MANGROL, DISTRICT-SURAT. - 394410 PH :6357071775.	MOTI KHAVADI 477. ATUL MOTORS JAM LLP (AAU2-01-), PLOT NO.22 & 29, NEAR PADANA POLICE STATION, JAMNAGAR-KHAMBHALIYA HIGHWAY, MOTI KHAVDI, ZANKHAR, TA: LALPUR, DIST - JAMNAGAR, GUJARAT. - 361140 PH :9574004709 / 9574004743.	OLPAD 486. COMET CAR SALES & SERVICE PVT LTD (4006-02-), 1906/1907, OPP. KUMBHARVAD, JUNA PURA, OLPAD - 394540 PH :9099916099.
LAVANA 458. RB MOTORS (SLW1-01-), AT PO -LAVANA, NEAR BABILIYA CROSSING, MODASA ROAD, LAVANA-389230 - 389230 PH :9860999470.	MANSA 467. NANDA AUTOMOBILES PVT. LTD. (2801-04-), OPP. GIDC, VISNAGAR ROAD, MANSA, DISTRICT-GANDHINAGAR, GUJARAT - 382845 PH :9727921000.	MUNDRA 478. B M AUTOLINK (7702-02-), PRAGPAR ROAD,MUNDRA,DISTRICT-KUTCH, GUJARAT, - 370421 PH :9687632631, 9978940978.	PADRA 487. AMAR CARS PVT. LTD. (2205-02-), NEAR WESTERN BYPASS, AT SAMIYALA, PADRA, DIST. – VADODARA, GUJARAT - 391440 PH :8980036200, 898006795.
LIMBDI 459. DREAM VEHICLES PVT LTD (BSG1-01-), SURVEY NO.276/1, NEAR PANCHVATI HOTEL, LIMDI CROSS ROAD, AHMEDABAD-RAJKOT HIGHWAY, LIMDI, DISTT. SURENDRANAGAR, GUJARAT. - 363421 PH :02753-261262/ 9227775728.	MEHMDABAD 468. AMAR CARS PVT. LTD. (BRA1-01-), PATEL FALIYA, KHATRAJ, MEHMDABAD, DIST. -KEDA, GUJARAT. - 387130 PH :9909960761.	NADIAD 479. AMAR CARS PVT. LTD. (F702-02-), NEAR RAJHANS MULTIPLEX,NADIAD-UTTARSANDA ROAD - 387370 PH :9909960761.	PALANPUR 488. TANU MOTORS (Q801-01-), OPP.DHARTI RESORT, ABU- AHMEDABAD HIGHWAY, PALANPUR - 385001 PH :9099017756.
LUNAWADA 460. R B CARS PVT. LTD. (BYN1-01-), SURVEY NO.90, AT-BHAYASAR, GODHRA-LUNAWADA HIGHWAY, LUNAWADA , TALUK-LUNAWADA, DISTT-MAHISAGAR, GUJARAT. - 389230 PH :9909043715, 9727700823.	MEHSANA 469. STARLINE CARS PVT. LTD. (D101-01-), NAGALPUR HIGHWAY,MAHESANA. GUJRAT - 384002 PH :9909043635.	NAKHATARANA 480. KD MOTORS (CMV1-01-), PLOT NO-1, RS NO-19, AT-NANA ANGIYA, TALUKA-NAKHATRAMA, KUTCH - 370615 PH :9909953119.	PALEJ 490. RAVIRATNA MOTORS (BGR1-01-), PLOT NO. 626/6, GIDC AREA, PALEJ, DISTRICT - BHARUCH - 392220 PH :9687691044; 9687632647.
MAHUVA (BHAVNAGAR) 461. KATARIA AUTOMOBILES (IV03-01-), V.P. COMPLEX, BUNDER RD, NR. GAUSHALA, BARPARA, MAHUVA, GUJARAT 364290. - 364290 PH :6357327534.	MEHSANA 471. VIMCO MOTORS PVT. LTD. (D103-01-), SURVEY NO. 104 & 104 PAKI 1, AT P.O. - PALAVASANA, MEHSANA, GUJARAT. - 384 002 PH :8909953333.	NALIYA 481. KD MOTORS (SLX1-01-), AT PO - SHAKTI SOCIETY, MAHAVIR NAGAR, PLOT(1), OPP. BANK OF BARODA, NALIYA, TAL-ABDASA, KUTCH. - 370655 PH :9909953119.	PALITANA 491. KATARIA AUTOMOBILES (CSD2-01-), PLOT NO 15, YASOVIJAYNAGAR, NEAR RAILWAY CROSSING, PALITANA HIGHWAY, PALITANA-364270 DIST BHAVNAGAR - 364270 PH :6357314891.
MAHUVA (SURAT)			

PALSANA

492. KATARIA AUTOMOBILES PVT. LTD. (4004-07-), BESIDE SAINATH COMPLEX, KADODARA AHMEDABAD ROAD , NH-8, UMBHEL GAM, TALUKA: PALSANA KADODARA, SURAT. - 382721
PH :9924446895.

PARDI

493. AMAR CARS (SLJ1-01-), OPPOSITE MORARJI DESAI MEMORIAL HALL, SERVICE ROAD N.H-48, KILLA-PARDI, DIST-VALSAD - 396125
PH :7226800777.

PATDI

494. DREAM VEHICLES PVT LTD (BFS1-01-), R.S. NO.16142, PLOT NO.16, PATDI TALUKA DASADA, DISTT. SURENDRANAGAR, GUJARAT - 382765
PH :9227775709.

PAVI JETPUR

495. PERFECT AUTO SERVICES (PK01-01-), NEAR ANKUR HOTEL, OPP. DHARESHWAR GEB STATION, PITHADIA, RAJKOT HIGHWAY, JETPUR (GUJARAT) - 360370
PH :9099027402, 8200969617.

PETLAD

496. AMAR CARS PVT. LTD. (CMW1-01-), SURVEY NO. 396/2, RANGAIPUR VILLAGE, PETLAD, DIST. -ANAND - 388450
PH :9099017068.

PORBANDAR

497. ATUL MOTORS JAM LLP (T601-01-), PLOT NO. 208, GIDC VANANA, NATIONAL HIGHWAY , PORBANDAR, DIST. PORBANDAR GUJARAT - 360577
PH :9574004746 / 7228819123.

PRANTIJ

498. KIRAN MOTORS LTD (AA1-01-), NO.6/P, OPP. VEGETABLE MARKET, PRANTIJ HIGHWAY, VILLAGE-KHAMALPUR, TALUKA-PRANTIJ, DISTT. SABARKANTHA, GUJARAT - 383205
PH :9624401888.

RADHANPUR

499. STARLINE CARS PVT. LTD. (BNI1-01-), SURVEY NO. 208/A, MOUJA – RADHANPUR, RADHANPUR MAIN ROAD, DISTRICT – PATAN, GUJARAT. - 385340
PH :9909043244, 9824601729.

RAJKOT

500. PERFECT AUTO SERVICES (5502-01-), PERFECT HOUSE, GONDAL ROAD, VANDI, RAJKOT - 360004
PH :9879499077, 9909006982, 9825304940.

501. ATUL MOTORS PVT LTD (5503-01-), PLOT NO.49/1 & 2, GIDC, BHAKTI NAGAR INDUSTRIAL ESTATE, RAJKOT. - 360002
PH :8149090993.

502. PERFECT AUTO SERVICES (5502-04-), 150 RING ROAD, OPP. GANDHIGRAM POLICE CHOWKI, RAJKOT - 360005
PH :9925238691, 9925117104.

503. ATUL MOTORS PVT LTD (5503-02-), BEHIND HP PUMP, UNIVERSITY ROAD ,NEAR SNK SCHOOL, RAJKOT - 360005
PH :8347005382.

504. ATUL MOTORS PVT LTD (5503-06-), RAJKOT AHMEDABAD HIGHWAY, NR. CHANDARANA PETROL PUMP, OPP. GUJARAT SAMACHAR PRESS, AT. NAVAGAM RAJKOT - 360003
PH :9924688774.

505. PERFECT AUTO SERVICES (5502-08-), R.S. NO. 50/1, 150 FEET RING ROAD, RAIL NAGAR, RONKI, RAJKOT, GUJARAT. - 360006
PH :9979861995, 9925117104.

506. KATARIA AUTOMOBILES PVT. LTD. (5504-01-), S. NO. 10/1, TPS NO – 10, KALAVAD ROAD, MOTAMAVA, RAJKOT, GUJARAT. - 360001
PH :7573870001.

RAJPARDI

507. RAVIRATNA MOTORS PVT. LTD. (CA11-01-), R.S.NO.973, CTC3 NO. 1298, SHOPS PLOT NO.29 & 30, MOJE RAJPARDI, TALUKA-JHAGADIA, DISTT. BHARUCH - 393115
PH :9687691044; 9687632647.

RAJPIPLA

508. RAVIRATNA MOTORS PVT. LTD. (9X01-01-), OPP. JALARAM SAW MILL, NEAR HARSIDDI MATAJI TEMPLE, RAJPIPLA, DIST: NARMADA, GUJARAT - 393145
PH :9687691062/9687645880.

RAJULA

509. ALPHA AUTOLINK (BAK2-01-), R.S NO 96/3, PLOT NO-6 & 7, HINDORNA ROAD, RAJULA CITY, TALUKA-RAJULA - 365560
PH :9033409043.

RAPAR

510. B.M. AUTOLINK (SCO1-01-), PARAGPAR CHAAR RASTA RAPAR GHANDHIDHAM KUTCH - 370165
PH :9727725723.

SAMI

511. STARLINE CARS (BNH1-01-), SHOP NO. 55-56, AMBESHWAR PLAZA, SAMI-HARIJ ROAD. - 384240
PH :9909043244, 9824601729.

512. VIMCO MOTORS (BNH2-01-), SURVEY NO 917, VIRA SHOPPING CENTRE, AT-SAMI, TALUKA-HARIJ, DIST-PATAN, GUJARAT. - 384245
PH :8909953333.

SANTEJ

513. NANDA AUTOMOBILES PVT. LTD. (CXC1-01-), SUB PLOT NO. 05, SHOP NO. 3 & 4, BLOCK NO. 1162, SANTEJ, KALOL. - 380060
PH :9727822000.

SANTRAMPUR

514. R B CARS PVT. LTD. (2C01-03-), NEAR PTC COLLEGE, SANT ROAD, SANTRAMPUR, DISTT. - PANCHMAHAL - 389260
PH :8980585851, 9099043715.

SAVLI

515. KIRAN MOTORS LTD (CFD1-01-), SURVEY NO. 2592/1 PAKKI 2, NEAR RELIANCE PETROL PUMP, BHADRVA CHOWKDI, SAVLI – TIMBA ROAD, SAVLI, TALUK – SAVLI, DISTRICT – VADODARA, GUJARAT. - 391170
PH :7984799054.

SAYAN

516. KIRAN MOTORS LTD (OO01-01-), PLOT NO.6 TO 10 OF R BLOCK, SURVEY NO.209, VILLAGE PARIYA, TALUKA: OLPAD, SAYAN - 394130
PH :815588862/9662330480.

SAYLA

517. DREAM VEHICLES (SJM1-01-), LALGURU COMPLEX, SUDAMDA ROAD, SAYLA, DISTRICT SURENDRANAGAR, GUJARAT PIN 363430 - 363430
PH :9227775709.

SHANKESHWAR

518. STARLINE CARS (SLY1-01-), MANIBHADRA SHOPPING CENTRE, SHANKESHWAR HIGHWAY, SHANKESHWAR (GUJARAT)-DIST: PATAN - 384246
PH :9824601729.

SHAPAR

519. ATUL MOTORS PVT LTD (BQZ1-01-), SHOP NO. 1 TO 4, SURVEY NO. 305/1, PLOT NO. 169, SHAPAR, DISTRICT – RAJKOT, GUJARAT - 360024
PH :9714008492, 9624711397.

SIDDHPUR

520. STARLINE CARS PVT. LTD. (CMY1-01-), PLOT NO. 140-1285/7, SIDHPUR, TALUKA – VADGAM, DISTRICT – PATAN - 384151
PH :9909043244, 9824601729.

SINOR

521. RAVIRATNA MOTORS PVT LTD (GML1-01-), NEAR SEVGA CHOKDI, SEVGA DABHOI ROAD, AT AND POST SEVGA, TALUKA SINOR, DIST. VADODARA, PIN-391105, GUJARAT - 391105
PH :727055065.

SITAPUR

522. STARLINE CARS PVT LTD (SFV1-01-), SHOP NO. 2, RUDRA ARCADE, REVENUE SURVEY NO. 129, VITHLAPUR (SITAPUR) BECHARAJI – VIRAMGAM HIGHWAY, DIST. AHMEDABAD, PIN CODE :382120 - 382120
PH :9909043244.

SONGADH

523. COMET CAR SALES & SERVICE PVT LTD (CWE1-01-), LAXMI PLAZA, SHOP NO. 21 & 22, SURAT DHULIYA HIGHWAY, TALUKA - SONGADH, DIST.-TAPI. - 384220
PH :9099916099.

SUPEDI

524. KATARIA AUTOMOBILES (SEM1-01-), SURVEY NO-482/7, PAKI PLOT NO-18, MATRAVAD ROAD, GRAM-SUPEDI, DIST - RAJKOT - 360440
PH :9409497902.

SURAT

525. KIRAN MOTORS LTD (4001-01-), SURAT-BARDOLI ROAD,DUMBHAL,NEAR PUNA JAKAT NAKA,SURAT - 395010
PH :9924448715/9924637898.

526. DHRU MOTORS (4002-01-), JEEVAN GANGA NAGAR,NEAR JEEVAN JYOT THEATRE,UDHNA MAIN ROAD,SURAT - 394210
PH :9925155911/9925159207.

527. KIRAN MOTORS LTD (4001-02-), PANDESARA,BAMROLI ROAD,SURAT - 395002
PH :9824603880.

528. KATARIA AUTOMOBILES PVT. LTD. (4004-04-), TP NO. 6, SURVEY NO. 317/2, FINAL PLOT NO. 39, OPP SMS GARDEN, NEAR VIP ROAD, VESU, SURAT -395007 - 395007
PH :9714612700, 9924401000.

529. DHRU MOTORS (4002-1B-), 207, NEW INDUSTRIAL ESTATE,ROAD NO.-6,UDHNA UDYOG NAGAR, SURAT - 394210
PH :0261-2272118/ 9978900862.

530. KATARIA AUTOMOBILES PVT. LTD. (4004-05-), KATARIA ARCADE,OPP. RAJHANS CINEMA,DUMAS ROAD, PIPLOD, SURAT - 395007
PH :768022449/9624477252.

531. COMET CAR SALES & SERVICE PVT LTD (4006-01-), CHIKUWADI COMPLEX, GHB ROAD, PANDESARA, SURAT. - 394221
PH :9099915995.

532. KATARIA AUTOMOBILES PVT. LTD. (4004-08-), BLOCK NO.233, TP NO.8, OPP. SHREE LEKHA RESIDENCY, PALANPORE, ADAJAN, SURAT - 394310
PH :9924119020.

533. KIRAN MOTORS LTD (4005-01-), PLOT NO. 443, FP NO. 26 MOJE PALGAM, ADAJAN, SURAT - 395009
PH :9824611153/9824701590.

Dealer Network (AS ON 31.10.2023)

534. AMAR CARS PVT. LTD. (4009-02-), PLOT NO.10&11, SURVEY NO.7 & 9, SONARAS COMPOUND, NEAR DGVCL OFFICE, KARMNATH MAHADEV TEMPLE LANE, KAPODARA, VARACHHA ROAD, SURAT - 395006 PH :7069026512.	544. TANU MOTORS PVT. LTD. (CDM1-01-), PLOT NO. 21 & 22, VAJEGADH, DEESA HIGHWAY, THARAD, DIST.-BANASKANTHA - 384220 PH :9909006099, 9724219565.	553. VIMCO MOTORS PVT LTD (GKU1-01-), SHILALEKH COMPLEX, BLOCK-D, SURVEY NO-2713, VADNAGAR-VISNAGAR HIGHWAY, NEAR FOD PARADISE HOTEL, VADNAGAR, GUJARAT - 385355 PH :7016623842.	565. KATARIA AUTOMOBILES PVT. LTD. (Q701-02-), JAMNABA PARK, VANSDA HANUMAN BARI CHAR RASTA, VANSDA-DHARAMPUR ROAD, RANI FALIYA, VANSDA, DISTRICT – NAVSARI, GUJARAT - 396580 PH :7624088188.
535. COMET CAR SALES & SERVICE PVT LTD (4006-03-), R. S. NO. 311, T. P. SCHEME-3, FINAL PLOT NO. 102/A, KATARGAM, SURAT, DISTRICT – SURAT, GUJARAT. - 395004 PH :9099916099.	THASARA 545. KATARIA AUTOMOBILES (SIM1-01-), PLOT NO 1 & 2, GIDC THASARA, BESIDES NARMADA VASAHAT, DAKORE THASARA ROAD, GUJARAT-388250 - 388250 PH :7984092780.	VADODARA 554. KIRAN MOTORS LTD (2201-01-), 909/4 G.I.D.C.MAKARPURA,VADODARA - 390010 PH :9624472699.	VAPI 566. KATARIA AUTOMOBILES PVT. LTD (104-03-), PLOT NO. C-29 NATIONAL HIGHWAY-8,G. I. D. C. VAPI, TAL. PARDI - 396195 PH :9924204423.
536. DHRU MOTORS (4002-03-), PLOT NO.54/A, LAXMINARAYAN LNDUSTRIAL ESTATE, UDHNA, SURAT-394210 - 394210 PH :9978900862.	TILAKVADA 546. RAVIRATNA (-), SURVEY NO-157, VILLAGE-MOTI KAMSOLI, TALUKA-TILAKVADA, DIST-NARMADA, PIN-391120. - 391120 PH :9687691044.	555. KIRAN MOTORS LTD (2201-02-), PLOT NO.160, SUB-4 NUTAM GUJJ.INDL.ESTATE,OLD CHHANI ROAD, VADODARA - 390002 PH :9824207889.	567. KATARIA AUTOMOBILES PVT. LTD. (104-09-), PLOT NO. 304/2, VILLAGE BALITHA, NH-8, OPP BABA SITARAM TEMPLE, NEAR SWAMINARAYAN SCHOOL, SALAV, VAPI, DISTRICT -VALSAD, GUJARAT - 369191 PH :9723462612.
SURENDRNAGAR 537. DREAM VEHICLES PVT LTD (LC01-01-), 261/P, OPP MARKETING YARD,GIDC AREA,WADHWAN CITY, SURENDRNAGAR - 363030 PH :02752-241314 / 02752-651516/ 9227775721.	UMERGAON 547. KATARIA AUTOMOBILES PVT. LTD. (BNB1-01-), PLOT NO. 239, LORD COMPLEX, SHOP NO. B-9 AND B-10, UMERGAON, DISTRICT – VALSAD, GUJARAT. - 396170 PH :9624001794.	556. AMAR CARS PVT. LTD. (2203-01-), GORWA ROAD,VARODARA,GUJARAT, - 390016 PH :9081311990, 9723742425, 8980036184.	568. AMAR CARS PVT. LTD. (9701-01-), SURVEY NO. 1034, 1035, NEAR WOODLAND HOTEL, NH-8, VILLAGE - BALITHA, VAPI, - 396145 PH :9327909504.
538. DREAM VEHICLES (LC01-02-), PLOT NO.-504/B, GIDC PHASE-3, WADHWAN, SURENDRANAGAR, GUJARAT-363030 - 363030 PH :9227775724.	UMRETH 548. AMAR CARS PVT. LTD. (CFE1-01-), R. S. NO. 30/2, NADIAD-DAKOR ROAD, UMRETH , DIST-ANAND, GUJARAT. - 388220 PH :9909960772.	557. AMAR CARS PVT. LTD. (2203-02-), KALA GHODA, OPP. KIRTI MANDIR, VADODARA, DIS: VADODARA, GUJARAT - 390011 PH :7211109952.	VERAVAL 569. PERFECT AUTO SERVICES (5502-05-), NR. BALIYA HANUMAM,VERAVAL - JUNAGADH HIGHWAY, JUNAGADH, GUJARAT - 362265 PH :9998994550, 9898121122.
TALAJA 539. KATARIA (BCJ2-01-), SURVEY NO-168, DHANJIBHAI BALADHIYA NI VADI, NEAR MAHUVA PALITANA CROSS ROAD, MAHUVA BHAVNAGAR HIGHWAY, TALAJA-364140. - 364140 PH :9316626475.	UNA 549. PERFECT AUTO SERVICES (BFD1-01-), SURVEY NO. 113, PLOT NO. 6, OPP. SWAMI VIVEKANAND VIDYALAYA, NEAR BANSIDHAR PETROL PUMP, BHAVNAGAR HIGHWAY, VAYAJPUR, UNA, DISTRICT – GIR SOMNATH, GUJARAT. - 362560 PH :7043992893, 7043340792.	558. KATARIA AUTOMOBILES PVT. LTD. (2204-01-), 984/4,GIDC, OLD NH-8,MAKARPURA ROAD, VADODARA, GUJARAT - 390010 PH :9904033422.	VIJAPUR 570. STARLINE CARS PVT. LTD. (D101-04-), HIMMATNAGAR HIGHWAY, ANANDPURA CHAR RASTA, VIJAPUR - 382870 PH :9909043635.
TALALA 540. PERFECT (JV01-01-), SURVEY NO-55/9/1, PLOT NO-10, TALALA-VERAWAL HIGHWAY, AT-TALALA, DIST-GIR SOMNATH, 362150 - 362150 PH :8511147524.	UNJHA 550. TANU MOTORS (Q801-02-), OPP. DHANA DAL FACTORY,MEHSANA PALANPUR HIGHWAY, UNJHA - 384170 PH :9727762079.	559. AMAR CARS PVT. LTD. (2205-01-), VARASIYA AIRPORT ROAD, OPP POONAM CINEMA, KARELIBAUG, VADODARA,GUJARAT - 390016 PH :898006756.	VIRAMGAM 571. KIRAN MOTORS LTD (AAB1-01-), SURVEY NO.319/P, NILKI CHOKDI, VIRAMGAM, DISTT: AHMEDABAD, GUJARAT. - 382150 PH :8156016222.
TANKARA 541. ATUL MOTORS PVT LTD (BQY1-01-), PLOT NO. 8/1, S. NO. 107, VILLAGE – JABALPUR, TALUKA – TANKARA, SUB DISTRICT – MORBI, DISTRICT – RAJKOT. - 363650 PH :9714008492, 9624711397.	UPLETA 551. PERFECT AUTO SERVICE (CH01-01-), S. NO. 184/1, PLOT NO. 15-16, UPLETA, GUJARAT - 360490 PH :9099027402, 8200969617.	560. KIRAN MOTORS LTD (2201-03-), C/O ARBUDA COLD STORAGE, 823 POWER CABLE ROAD, DHARMSINH ROAD, OPP. UMA AMAR PARTY PLOT, NEAR CHHANI JAKAT NAKA, VADODARA - 390002 PH :2771122.	VISNAGAR 572. STARLINE CARS PVT. LTD. (D101-05-), VISNAGAR -AMBAJI ROAD, OPP. DHAROI COLONY, VISNAGAR, DISTT. - MEHSANA - 384315 PH :7046046174.
TARAPUR 542. AMAR CARS PVT. LTD. (GH01-01-), NEAR N K STEEL, TARAPUR ROAD, TARAPUR, DIST. -ANAND, - 388180 PH :9909960772.	VADGAM 552. VIMCO MOTORS (CMX1-01-), SURVEY NO-177, BESIDE ESSAR PETROL PUMP, VADGAM – PALANPUR ROAD, VADGAM, DIST – BANASKANTHA, GUJARAT – 385410. - 385410 PH :8909953333.	VALOD 563. DHRU MOTORS (CSW1-01-), PLOT NO.5 TO 9, TAIYABA PARK SOCIETY, AT & PO - VALOD, TALUKA - VALOD, DISTT. - TAPI, GUJARAT. - 394640 PH :9712984522.	VYARA 573. COMET CAR SALES & SERVICE PVT LTD (BIY1-01-), SHOP NO. 11 & 12, BLOCK NO. 175/1/A, RS NO. 113, VYARA-SURAT ROAD, VYARA, DISTRICT – TAPI, GUJARAT - 394650 PH :9099916099.
THARA 543. TANU MOTORS PVT. LTD. (0V01-01-), SHOP NO.17 & 18, SIHORI HIGHWAY, R.B. THAKKAR COMPLEX, THARA, KAKREJ TALUKA, BANASKANTHA DISTT. - 385555 PH :9909006099, 9913830329.	VADNAGAR	VALSAD 564. KATARIA AUTOMOBILES PVT. LTD. (104-06-), SURVEY NO. 211,ATUL-ALSAD ROAD,PARNERA,VALSAD, GUJARAT - 396020 PH :9904133306.	WAGHODIA 574. KATARIA AUTOMOBILES PVT. LTD (BZZ1-01-), OPPOSITE BHARAT PETROLEUM, WAGHODIA, TALUKA – WAGHODIA, DISTRICT – VADODARA, GUJARAT. - 391780 PH :7203013712.
THARAD		VANDSA	WANKANER

575. ATUL MOTORS PVT LTD (BAL1-01-),
RAJKOT-WANKANER HIGHWAY, NEAR
JADESHWAR CHAMBERS, NEAR
INTERNATIONAL CERAMIC, WANKANER
(GUJARAT) - 363621
PH :9904922333.

GUJRAT

KHERGAM

576. KATARIA AUTOMOBILES (STR1-01-), SANVIRA
HAT BAZAAR, KHERGAM-DHARAMPUR
HIGHWAY ROAD, SH-67, KHERGAM, PIN-396040.
- 396040
PH :9624007774.

SOJITRA

577. AMAR CARS (SMT1-01-), RAMDEV ARCADE,
OPP. BUS STATION, AT - SOJITRA, DIST. -
ANAND GUJARAT PIN 387240. - 387240
PH :9662357557.

HARAYANA

GURGAON

578. PASCO AUTO (9506-04-), KHASRA NO. 1912 &
190/2, MAIN DAULTABAD ROAD, OPP. OLD
BHALLA CHEMICALS FACTORY, DAULTATABAD
INDUSTRIAL AREA, GURGAON, HARYANA -
122006. - 122006
PH :8851227233.

KARNAL

579. MODERN AUTOMOBILES (8907-03-), 117-118 KM
MILE STONE NH1, NEAR VILLAGE KAMBOPURA,
GT ROAD, KARNAL - 132001
PH :7419900042.

SAMALKHA

580. RKH AUTOGALLERY (LY02-01-), GT ROAD,
SAMALKHA, PANIPAT, HARYANA PIN- 132101 -
132101
PH :9053700003.

HARYANA

ADAMPUR (HARYANA)

581. SARAOGI AUTOMOBILES (P) LTD. (CWW2-01-),
KEWAT NO. 663, KHAT NO. 1147, KHEHSRI NO.
44/21/1/2(1-0), MANDI ADAMPUR, TEHSIL -
ADAMPUR, DIST.-HISSAR, STATE - HARYANA. -
125052
PH :8607777153.

AMBALA

582. MODERN AUTOMOBILES (1801-01-), MODEL
TOWN CROSSING, G.T. ROAD, AMBALA,
HARYANA. - 134003
PH :9215016044.
583. MODERN AUTOMOBILES (1801-02-), NEAR
AMAR PALI RESTAURANT, G.T. ROAD, AMBALA
- 134003
PH :9215016044.

584. EAKANSH WHEELS (1802-01-), STONE NO. 126,
JAGADARI ROAD, VILLAGE TEPLA, AMBALA -
133001
PH :9991703000.

585. EAKANSH WHEELS (1802-03-), PLOT NO. 8,
BASANT VIHAR, BEHIND SWASTIK MARBLE,
NEAR MOTOR MARKET, AMBALA CITY,
HARYANA - 133001
PH :88813874888.

586. TR SAWHNEY (1803-01-), JAGGI GARDEN,
BALDEV NAGAR, OPPOSITE AMBALA
PASSPORT OFFICE, AMBALA - 134003
PH :9990110068.

ASSANDH

587. KARNAL MOTORS PVT. LTD. (8906-04-), OPP.
NEW GRAIN MARKET, KARNAL ROAD
ASSANDH, DISTT. KARNAL - 272032
PH :7082111325.

BABARPUR

588. AUTO GALLERY(A UNIT OF RKH AUTOMOBILES
P LTD) (CX11-01-), G.T. ROAD, NEAR PARK
RESIDENCY, SHIMLA MAULANA, BADOLI,
BABARPUR, DISTT. PANIPAT - 132103
PH :7009396727.

BAHADURGARH

589. COMPETENT AUTOMOBILES CO. LTD.
(2G02-01-), PLOT NO. 1202, MIE PART B,
BAHADURGARH, HARYANA - 124 507
PH :8929648144.

BAPOLI

590. AUTO GALLERY(A UNIT OF RKH AUTOMOBILES
P LTD) (CW11-01-), KHEWAT NO. 136, VILLAGE -
JHAMBHA, TEHSIL - BAPOLI, DISTRICT -
PANIPAT. - 132103
PH :9053400583.

BARARA

591. EAKANSH WHEELS (NX01-01-), SH-4, KALA AMB
- SHAHBAD - BARARA ROAD, BARARA - 133201
PH :9991478100.

BARWALA

592. MODERN AUTOMOBILES (BSA2-01-),
KHEWAT/KHOTONI NO. 388, KHASARA NO. 46/9,
10, OPPOSITE AXIS BANK, VILLAGE BATAPUR,
P.O. BARWALA, TEHSIL AND DISTT.
PANCHKULA, HARYANA - 134118
PH :9896217059.

BAWAL

593. DINCO 4 WHEELS LLP (AUTO VIBES)
(BB2-01-), KHATA NO. 326 AND KHATAUNI NO.
362, OPPOSITE PRATHAM HOUSING, NH-8,
BAWAL, DISTRICT - REWARI, HARYANA. -
123501
PH :7082100250.

BHIWANI

594. JAGMOHAN MOTORS PVT LTD (X301-01-),
DELHI ROHTAK ROAD, NEAR RADHA SWAMI
SATSANG MANDIR, BHIWANI - 127021
PH :995345005592.

BILASPUR

595. PANDIT AUTOMOBILES PVT. LTD. (BGH1-01-),
NEAR GRAMIN BANK, JAGADHRI ROAD,
BILASPUR, DISTRICT - YAMUNANAGAR,
HARYANA. - 135102
PH :9992113854.

BILASPUR (HARYANA)

596. PLATINUM MOTOCORP LLP (2L04-02-), KHASRA
NO.54/67, CHOUDHARY NIHAL SINGH MARKET,
BILASPUR CHOWK, NH-8, BILASPUR, DISTRICT
- GURUGRAM. - 122413
PH :9953345329/9953345403.

CHARKHI DADRI

597. JAGMOHAN MOTORS PVT LTD (X301-02-),
BHIWANI LOHARU ROAD, CHARKHI DADRI,
BHIWANI - 127306
PH :8059900538.

CHEEKA

598. EAKANSH MOTORS PVT. LTD. (U802-04-),
MARBLE MARKET, PATIALA ROAD, CHEEKA,
HARYANA. - 136034
PH :8053086000.

CHHACHHARAULI

599. PANDIT AUTOMOBILES PVT. LTD. (CQZ1-01-),
HB NO. 311, NEAR MDAV SCHOOL, TEHSIL -
CHHACHHARAULI, DISTRICT - YAMUNA NAGAR.
- 135103
PH :9812455895.

DADRI TOE

600. COMPETENT AUTOMOBILES CO. LTD.
(BVH2-01-), KHEWAT NO. - 270 MIN, KHATONI
NO. - 319,
DADRI TOYE, DISTT. JHAJJAR, HARYANA PIN
124103 - 124103
PH :9821308849.

DAHINA

601. DINCO 4 WHEELS LLP (AUTO VIBES)
(GLH1-01-), REWARI MAHENDERGARH ROAD,
NEAR RAILWAY STATION, DAHINA, REWARI -
123411
PH :7082100201.

DHAND

602. EAKANSH MOTORS (BEU1-01-), PANCHMUKHI
CHOWK, KARNAL ROAD, DHAND, DISTT.
KAITHAL, HARYANA. - 136020
PH :8395906111.

DHARUHERA

603. DINCO 4 WHEELS LLP (AUTO VIBES)
(CRP1-01-), KHASRA NO. 57, KILLA NO. 7,
SOHNA-DHARUHERA ROAD, OFF SECTOR-4A,
DHARUHERA, DIST.-REWARI.
PH :7082100270.

ELLENABAD

604. SHAKTI MOTORS PVT.LTD. (E401-03-), SURERA
CHOWNK, NEAR CHAUDHARI MANI RAM
COLLEGE, SIRSA ROAD, ELLENABAD - 125055
PH :8222900250.

FARIDABAD

605. VIPUL MOTORS PVT. LTD. (5801-01-), 27/5 KM,
MAIN MATHURA ROAD, FARIDABAD - 121002
PH :2555011
2555013
97114 14556.

606. VIPUL MOTORS PVT. LTD. (5801-03-), UNIT-II,
PLOT NO. 1A 19/6, MATHURA ROAD,
FARIDABAD - 121006
PH :4286000
4286024
4286024
9311321419.

607. TCS AUTOMOBILES (5804-01-), PLOT NO-1A,
SECTOR-6, FARIDABAD. - 121001
PH :4292929; 7503036200.

608. FAIR DEAL PREMIUM WHEELS PVT.LTD.
(5807-01-), PLOT NO.-17A, NIT INDUSTRIAL
AREA, NIT FARIDABAD - 121003
PH :8448296686.

609. TCS AUTOWORLD PVT. LTD. (TCS &
ASSOCIATES PVT. LTD.) (5804-02-), 20.4 KMS
MILESTONE, BHASKAR COMPOUND, AMAR
NAGAR, MAIN MATHURA ROAD, FARIDABAD,
HARYANA. - 121003
PH :2277225; 7290082911.
610. AUTO NATION (A UNIT OF TAYAL INDIA
MOTORS PVT. LTD) (5806-01-), 15/3, MATHURA
ROAD, NEAR SECTOR-28, METRO STATION,
FARIDABAD - 121003
PH :4180500
7290032501.

611. AUTO NATION (A UNIT OF TAYAL INDIA
MOTORS PVT. LTD) (5806-02-), BYE PASS
ROAD, PLOT NO. 12 SECTOR-9, FARIDABAD. -
121006
PH :74287 48467.

FARRUKHNAGAR

612. PLATINUM MOTOCORP LLP (KE01-01-), KHEWAT
NO. 299, MUSTIL NO.-12, KHASRA NO.-19/3 AND
22/2, VILLAGE - SEHADPUR MOHAMADPUR,
TEHSIL - FARRUKHNAGAR, DISTRICT -
GURGAON. - 122506
PH :9599007357/9953345380.

FATEHABAD

Dealer Network (AS ON 31.10.2023)

613. SHAKTI MOTORS PVT.LTD. (2H02-01-), NH-10, SIRSA ROAD, FATEHABAD - 125050
PH :8222900217.

GANAUR

614. JAGMOHAN AUTOMOTIVES PVT. LTD.
(NA04-01-), RAILWAY ROAD, GANAUR - 131101
PH :8199911106.

GHARAUNDA

615. KARNAL MOTORS PVT. LTD. (8906-05-), WARD NO.-1, BEHIND GOVT. SR. SEC. SCHOOL COLONY, GHARAUNDA, - 132114
PH :8222022321.

GOHANA

616. JAGMOHAN AUTOMOTIVES PVT. LTD. (CU03-01-), NEAR KHANPUR CHOWNK, ROHTAK PANIPAT HIGHWAY, GOHANA, DISTT. - SONEPAT - 131301
PH :8685005521.

GURGAON

617. PASCO AUTOMOBILES (9506-01-), PASCO HOUSE, 6 PALAM GURGAON ROAD, INDUSTRIAL ESTATE, GURGAON - 122006
PH :096507903237/290069623/9999239959/4952100.
618. VIPUL MOTORS PVT. LTD. (5801-02-), 504, UDYOG VIHAR, PHASE-III, GURGAON - 122001
PH :4395701
4395704
8448487921.

619. COMPETENT AUTOMOBILES CO. LTD. (9505-01-), A-25, INFOCITY, SECTOR-33, GURGAON - 122004
PH :42500002,
9582797735.

620. PASCO AUTOMOBILES (9506-02-), SECTOR 17-18, DIVIDER ROAD, GURGAON, HARYANA, - 122015
PH :07015804442/7982087767/9650701958/
621. ROHAN MOTORS LTD. (9508-01-), 2482/84, SECTOR-52A, WAZIRABAD VILLAGE, OPP. AARDI CITY MALL, GURGAON - 122001
PH :08860076163/8130593202/8130593201/8130593203.

622. VIPUL MOTORS PVT. LTD. (5801-04-), PLOT NO.5/22/1, SARHAUL VILLAGE,SECTOR-18, MAIN ROAD, GURGAON. (HARYANA) - 201102
PH :4395800
4395806
844848936.

623. PREM MOTORS PVT. LTD. (9511-01-), PLOT NO.101, SAINI PLAZA MARKET, OPP. H BLOCK, NEAR RAM MANDIR, PALAM VIHAR, GURGAON - 122017
PH :4337900, 7065003445.

624. PREM MOTORS PVT. LTD. (9512-01-), PLOT NO. 3,1DC, OPPOSITE SECTOR-14, GURGAON - 122001
PH :7065003373, 7065003377, 0124-4319000.

625. RANA MOTORS PVT LTD (9509-02-), PLOT NO.60, IDC, GURGAON - 122001
PH :4867777,
9873400882.

626. PASCO AUTOMOBILES (9510-01-), PLOT NO. 34/3, DINESH JAIN COMPLEX, DELHI-AJMER EXPRESSWAY (NH-8), RAJIV CHOWK, GURGAON, HARYANA, - 122001
PH :9953669444/9953669222.

627. PREM MOTORS PVT. LTD. (9512-02-), PLOT NO. 122, PALAM VIHAR EXTENSION, NEAR KRISHNA CHOWK, GURGRAM - 122017
PH :4337933, 7065003442.

628. PLATINUM MOTO CORP (2L04-03-), 5/13 SOHNA ROAD VILL-TIKRI ADJACENT TO POLARIS HOSPITAL, GURGAON HARYANA - 122018
PH :9953345370/9899118867.

629. PREM MOTORS (9512-01-), QILA NUMBER 8/2, MUSTAKIL NO - 25, SECTOR 17-18, DIVIDING ROAD, GURGAON, - 122015
PH :890000817.

630. PLATINUM MOTOCORP (2L04-04-), KILA NO. 15, SECTOR 93, NEAR HAYATPUR POLICE CHOWKI, HAYATPUR, GURGAON, PIN-122050, HARYANA - 122050
PH :9899118850.

HANSI

631. JAGMOHAN MOTORS PVT LTD (GT02-01-), G. T. HIGHWAY ROAD, MAIN ROHTAK HANSI ROAD, NEAR HOLLAND TRACTORS AGENCY & HP PETROL, HANSI - 124001
PH :8059900546.

HISAR

632. MODERN AUTOMOBILES (7602-01-), OPP. VIDYUT NAGAR, DELHI ROAD, HISAR, - 125005
PH :9355473000.

633. SARAOGI AUTOMOBILES (P) LTD. (7604-01-), 5TH KM STONE, SIRSA ROAD, HISSAR, HARYANA - 125001
PH :860777043.

634. MODERN AUTOMOBILES (7602-02-), OPP. BBMB, HISSAR DELHI ROAD, HISSAR - 125001
PH :9355473000.

635. UNIQUE MOTORS PVT. LTD. (7603-01-), OPP. BHANU INDUSTRIES, DELHI ROAD, VILLAGE: SATROD, HISSAR (HARYANA) - 125006
PH :8818055535.

HODAL

636. ROHAN MOTORS (EE01-02-), KILA NO. 8/2(7-11), 9(5-06), 12(5-0), 13(8-0), HIGHWAY ROAD, NEAR RAILWAY BYEPASS CHOWK, TEHSIL - HODAL, DIST.-PALWAL.
PH :8930202088 ; 9413080376.

ISMALABAD

637. KARNAL MOTORS PVT. LTD. (I901-01-), KHEWAT NO. 928, KHASRA NO. 2760(5-14), 2761(800), VILLAGE - ISMAILABAD, TEHSIL - PEHOW, DIST.-KURUKSHETRA, HARYANA. - 136129
PH :7082007138.

ISRANA

638. AUTO GALLERY (A UNIT OF RKH AUTOMOBILES PRIVATE LIMITED) (I802-01-), MUSHTIL NO.-119, NEAR MANDI MOD, MAIN GOHANA ROAD, ISRANA - 132107
PH :9053400417.

JHAJJAR

639. COMPETENT (0B02-01-), PLOT NO 5, NEAR GOVT POLYTECHNIC COLLEGE, JHAJJAR-BAHADURGARH ROAD, JHAJJAR, HARYANA - 124101
PH :9999493040.

JIND

640. EAKANSH MOTORS PVT. LTD. (2K01-01-), ROHTAK ROAD, NATIONAL HIGHWAY-71, OPP. GRAIN MARKET, JIND, HARYANA - 126102
PH :7876008184.

JULANA

641. EAKANSH MOTORS PVT. LTD. (MA01-01-), JIND ROHTAK MAIN ROAD, OPP. NEW BUS STAND, JULANA, DIST. JIND, HARYANA - 126101
PH :8816802111.

KAITHAL

642. EAKANSH MOTORS PVT. LTD. (U802-01-), AMBALA ROAD, NH-65, KAITHAL - 136027
PH :9671788801.

KALANAUR

643. JAGMOHAN MOTORS (SPQ1-01-), BHIWANI ROAD, KALANAUR, DISTRICT ROHTAK - 124113
PH :9812000425.

644. PANDIT AUTOMOBILES (SSN1-01-), VPO, KALANAUR, DISTRICT- YAMUNANAGAR, HARYANA - 124113
PH :9053055550.

KALAYAT

645. EAKANSH MOTORS PVT. LTD. (BJP1-01-), NEAR BUS STAND, KAITHAL-KALAYAT ROAD, VILLAGE-KALAYAT, DISTT. KAITHAL (HARYANA) - 136117
PH :9053055535.

KALKA

646. MODERN AUTOMOBILES (EG02-01-), ADJOINING INDIAN OIL PETROL PUMP, RAM NAGAR, NH-22, KALKA, DISTRICT - PANCHKULA, HARYANA - 133302
PH :9896217059.

KARNAL

647. KARNAL MOTORS PVT. LTD. (8906-01-), 71/3 MILESTONE .G.T.ROAD, KARNAL - 132001
PH :8222022399.

648. KARNAL MOTORS PVT. LTD. (8906-02-), KHEWAT NO. 59, JHANJHARI GT ROAD, KARNAL - 132001
PH :8222022430.

649. MODERN AUTOMOBILES (8907-01-), NEAR NAMASTE CHOWK, OLD G.T.ROAD, KARNAL - 132001
PH :7419900042.

KATHURA

650. JAGMOHAN AUTOMOTIVES (SFJ1-01-), GOHANA MAHAM ROAD, KATHURA, GOHANA - 131301
PH :8685005400.

KHARKHODA

651. JAGMOHAN AUTOMOTIVES PVT. LTD. (8U02-01-), NEAR KANYA GURUKUL MAHAVIDYALYA, DELHI ROAD, NEAR UNION BANK, KHARKHODA (HARYANA) - 131402
PH :8685005593.

KOSLI

652. DINCO 4 WHEELS LLP (AUTO VIBES) (CAN1-01-), OPPOSITE RAJIV GANDHI STADIUM, TEHSIL ROAD KOSLI, DISTRICT - REWARI, HARYANA . - 123302
PH :7082100202.

KUND

653. DINCO 4 WHEELS LLP (AUTO VIBES) (CJL1-01-), NEAR KUND BARRIER, OPP. SBI BANK, NARNAUL ROAD, VILLAGE - MANETHI, KUND, DISTRICT - REWARI, HARYANA . - 123102
PH :856998928 , 9708210000.

KUNDLI

654. JAGMOHAN AUTOMOTIVES PVT. LTD. (GU03-01-), 34 E, SECTOR 57, PHASE 4 , KUNDLI INDUSTRIAL AREA, KUNDLI - 131001
PH :8059900518.

KURUKSHETRA

655. KARNAL MOTORS PVT. LTD. (8906-03-), PLOT NO. 156, INDUSTRIAL AREA, SECTOR-2, KURUKSHETRA - 136 118
PH :8222022371.

LADWA

656. KARNAL MOTORS PVT. LTD. (CRA1-01-), KHEWAT NO.197, KHATONI NO.233, KHASRA NO.27/17/11,27/14, LADWA-KURUKSHETRA ROAD, VILLAGE - LADWA, TEHSIL THANESAR, DISTT. KURUKSHETRA - 136132
PH :7082007182.

LOHARU

657. JAGMOHAN MOTORS (HB02-01-), BHIWANI ROAD , OPP. ITI, CITY: LOHARU - 127201
PH :9812000425.

MADLAUDA

658. AUTO GALLERY (A UNIT OF RKH AUTOMOBILES PRIVATE LIMITED) (CFKZ-01-), VILLAGE-BHALSI, ASSANDH-PANIPAT ROAD, MADLAUDA, PIN-132113, HARYANA - 132113
PH :9053400524.

MAHENDARGARH

659. PLATINUM MOTO CORP (DP01-01-), KHEWAT NO. 187, KILLA NO. 51/8, REVENUE ESTATE OF VILLAGE REWASA, DADRRI ROAD, TEHSIL & DISTRICT, MAHINDERGARH, PIN-123029, HARYANA - 123029
PH :9566136120, 9053088490.

MANDI DABWALI

660. SHAKTI MOTORS PVT.LTD. (E401-02-), SANGARIA ROAD, DABWALI, DISTT.-SIRSA - 125104
PH :8222900209.

MANESAR

661. PLATINUM MOTOCORP LLP (2L04-01-), PLOT NO.282, SEC 6, IMT MANESAR DISTT. GURGAON. - 122052
PH :09953345326/9953345324/9910100341.

MEHAM

662. JAGMOHAN MOTORS PVT LTD (A601-08-), MAIN MARKET, NATIONAL HIGHWAY-10, ROHTAK-HISSAR ROAD, MEHAM, DISTRICT-ROHTAK - 124101
PH :8059900592.

MOHNA

663. TCS & ASSOCIATES PVT LTD (CRT1-01-), YAMUNA PUL ROAD, NEAR GYATRI PETROL PUMP, VPO-MOHANA, TEHSIL BALLABGARH, DISTT FARIDABAD. - 121004
PH :9911571310, 8929579400.

MUSTAFABAD

664. PANDIT AUTOMOBILES PVT. LTD. (CDX1-01-), KHATUNI NO. 205/287, KHASRA NO. 39-17/2, VILLAGE - MANSURPUR, THANA - CHAPPER, MUSTAFABAD, DIST.-YAMUNA NAGAR, STATE - HARYANA. - 133 103
PH :9992113854.

NARAINGARH

665. EAKANSH WHEELS (1802-02-), NH-72, AMBALA-KALA AMB ROAD, NEAR ADARSH FILLING STATION, NARAINGARH - 134203
PH :9991143700.

NARNAUL

666. PLATINUM MOTOCORP LLP (9Q02-01-), KAILASH NAGAR, REWARI ROAD, NARNAUL, HARYANA. - 123001
PH :09053088460/9582226838/9053088501/9053088451/9053088500.

NARNAUND

667. JAGMOHAN MOTORS (SDK1-01-), KHASRA NO. 234, HANSI ROAD, NARNAUND, DISTT. HISAR, HARYANA. - 125039
PH :9812000471.

NARWANA

668. EAKANSH MOTORS PVT. LTD. (U802-03-), OPP. HAFED GODOWN-2, NH-65 AKHERAM NAGAR, NARWANA - 126116
PH :9813583100.

NUH

669. PASCO AUTOMOBILES (7L02-01-), MAIN DELHI - ALWAR ROAD, NEAR SHAHEED PARK, NH -248A, NUH, DISTRICT - MEWAT, HARYANA. - 122107
PH :9810014947.

PALWAL

670. ROHAN MOTORS LTD. (EE01-01-), SANWAL COLONY, MAIN MATHURA ROAD, NEAR SDM COURT, PALWAL. - 121101
PH :304100 ; 304107/8930202060.

PANCHKULA

671. MODERN AUTOMOBILES (702-03-), PLOT NO. 318, INDUSTRIAL AREA, PHASE-2, PANCHKULA - 134113
PH :9646000165.
672. AUTOPACE NETWORK PVT LTD (705-03-), PLOT NO. 5, INDUSTRIAL AREA, PHASE-1, PANCHKULA, HARYANA. - 134113
PH :7087119847.
673. AUTO VOGUE PVT. LTD. (K303-01-), PLOT NO-388, INDUSTRIAL AREA PHASE-1, PANCHKULA, HARYANA. - 134113
PH :8558813181.

PANIPAT

674. AUTO GALLERY(A UNIT OF RKH AUTOMOBILES P LTD) (D302-01-), KHASRA NO. 43/6, 44/9 & 10, VILLAGE – JATTIPUR, NEAR HOTEL SWARNA MAHAL, NH-1, PANIPAT, HARYANA. - 132103
PH :9053400515.

PATAUDI

675. PLATINUM MOTOCORP LLP (BY03-01-), HALI MANDI ROAD, OPPOSITE SHIV MURTI, PATAUDI, DIST. - GURGAON - 122503
PH :9953345381/9953345488/9953345330.

PEHOWA

676. KARNAL MOTORS PVT. LTD. (2M02-01-), NEAR DAV COLLEGE, AMBALA ROAD, PEHOWA. 136128 - 136128
PH :8222022464.

PUNDRI

677. EAKANSH MOTORS PVT. LTD. (BFF1-01-), KILA NO- 3/10, KHEWAT 2147 OPP. HARCHARAN FILLING STATION, KAITHAL ROAD, PUNDRI DIST. KAITHAL, HARYANA - 136026
PH :9671788801.

PUNHANA

678. PASCO AUTOMOBILES (BIU1-01-), KILA NO. 4/2, PUNHANA, DIST.-MEWAT, HARYANA - 122508
PH :9991300950, 8059730879.

RADAUR

679. PANDIT AUTOMOBILES PVT. LTD. (D201-02-), OPP. JMIT ENGG. COLLEGE, NEAR BUS STAND, RADAUR, DISTRICT-RADAUR, HARYANA - 135001
PH :9992113854.

RAJOUND

680. EAKANSH MOTORS (SHV1-01-), MITTAL KHAL BHANDAR, RAJOUND, DISTT KAITHAL - 136044
PH :9671788801.

REWARI

681. DINCO 4 WHEELS LLP (AUTO VIBES) (U102-01-), BAWAL ROAD, NEAR BYE PASS ROAD, REWARI (HARYANA). - 123401
PH :7082100200/7082100204/7082100201.

ROHTAK

682. JAGMOHAN MOTORS PVT LTD (A601-01-), SONEPAT ROAD, ROHTAK - 124001
PH :9467465035.
683. JAGMOHAN MOTORS PVT LTD (A601-09-), SWAN GARDEN, DELHI ROAD, ROHTAK - 124001
PH :9812000357.
684. UNIQUE AUTO LEAD LLP (A602-01-), KHASRA NO- 3597 JIND ROAD, JIND CHOWK, ROHTAK, HARYANA - 124001
PH :9812259000.

SAFIDON

685. EAKANSH MOTORS PVT. LTD. (U802-05-), NEAR BRSK SCHOOL, OPPOSITE RELIANCE PETROL PUMP, PANIPAT ROAD, SAFFIDON, DISTRICT- JIND - 126112
PH :9416616603.

SAMPLA

686. JAGMOHAN MOTORS PVT LTD (NY01-01-), NEAR VASUNDRA CAFE, DELHI ROHTAK ROAD, SAMPLA, DISTT. ROHTAK - 124501
PH :9812000351.

SATNALI

687. PLATINUM (SLH1-01-), KHEVAT NO.605, KHATONI NO-1134 KILLA NO.167, VILL: SATNALI, NEAR BHARAT PETROL PUMP MAHENDRAGARH ROAD, HARYANA -123024 (LOCATION: MAHENDRAGARH) - 123024
PH :9910100341.

SHAHABAD

688. KARNAL MOTORS PVT. LTD. (CCR2-01-), KHEWAT NO. 480, KATONI NO. 486, KHASRA NO. 170, TEHSIL - SHAHABAD, DIST.- KURUKSHETRA. - 136135
PH :8222022338.

SIRSA

689. SHAKTI MOTORS PVT.LTD. (E401-01-), DABBALI RD., SIRSA, HARYANA - 125055
PH :8222900201.

SIWANI

690. SARAOGI AUTOMOBILES (P) LTD. (HA03-01-), OPP GOVT HOSPITAL, SIWANI BYPASS CHOWK,HISSAR ROAD, SIWANI,DIST.BHIWANI -127046 HARYANA - 127046
PH :8607777149.

SOHNA

691. PASCO AUTOMOBILES (9506-03-), 56, KILLA NO. 13 (4-10), 18(4-6), 19 (8-0), 22 (8-0), 23 (4-2), VILLAGE - ALIPIUR, SOHNA GURUGRAM ROAD, TEHSIL - SOHNA, DISTRICT -GURUGRAM. - 122103
PH :08683000902/987311127/8683000919.

SONIPAT

692. JAGMOHAN AUTOMOTIVES PVT. LTD. (J502-01-), BAHALGARH-DELHI ROAD, OPP. POWER HOUSE, SONIPAT - 131001
PH :9992200372.
693. JAGMOHAN AUTOMOTIVES PVT. LTD. (J502-02-), GAYATRI GARDEN, MURTHAL ROAD, SONEPAT (HARYANA) - 131001
PH :8685005686.
694. JAGMOHAN AUTOMOTIVES PVT. LTD. (J502-03-), O-11 INDUSTRIAL AREA, SONIPAT, HARYANA. - 131001
PH :9812615000.

TAURU

695. PASCO AUTOMOBILES (BIV1-01-), KILA NO. 34/1/2, REWARI ROAD, TAURU, DIST.-MEWAT, HARYANA. - 122015
PH :8683000902, 9873001497, 8683000954, 9671150250,9034926253.

TIGAOIN

696. TCS (5804-03-), TCS AUTOWORLD, ARYAN PLAZA, NEEMKA BHUPGARH, TIGAOIN-BALLABGARH ROAD, FARIDABAD, PIN-121004, HARYANA - 121004
PH :9971422444.

TOHANA

697. SHAKTI MOTORS PVT.LTD. (XP01-01-), NEAR GREEN VALLEY PUBLIC SCHOOL, RATIA ROAD, TOHANA - 125120
PH :8572800991.

TOSHAM

Dealer Network (AS ON 31.10.2023)

698. JAGMOHAN MOTORS PVT LTD (0Y01-01-),
BHIWANI ROAD, TEH. TOSHAM, DIST. BHIWANI.
- 127040
PH :8059900566.

YAMUNANAGAR

699. PANDIT AUTOMOBILES PVT. LTD. (D201-01-),
GOVINDPURI ROAD, JAGADRI, YAMUNANAGAR
- 135001
PH :9812455896.

700. PANDIT AUTOMOBILES PVT. LTD. (D201-03-),
PLOT NO.E-8, INDUSTRIAL AREA, ITI ROAD,
YAMUNA NAGAR (HARYANA) - 135001
PH :9812455896.

HIMACHAL PRADESH

ALAMPUR

701. KANGRA VEHICLEADES (RL01-01-), KHASRA
NO. 1606/1582, STATE HIGHWAY
PALAMPUR-SUJANPUR AT JANGAL, VILLAGE -
ALAMPUR, DIST.-KANGRA. - 176082
PH :8988002269.

BADDI

702. GOYAL MOTORS PVT LTD (7D01-04-),
KHATA/KHATAUNI NO. 26/26, KHASRA NO.
93/56/32 AND 94/56/32, KITAS 2, REVENUE
MAUZA – CHAK JANGI, HADBAST NO. 203,
TEHSIL – BADDI, DISTRICT – SOLAN, HIMACHAL
PRADESH. - 173205
PH :9418076972.

BAIJNATH

703. KANGRA VEHICLEADES (BBC1-01-), TASHI
JONG, PAPROLA-BAIJNATH, NH-20, KANGRA
-MANDI ROAD, TEHSIL BAIJNATH, DISTT.
KANGRA - 176115
PH :8628820603.

BANIKHET

704. PATHANKOT VEHICLEADES PVT. LTD.
(BWN1-01-), KHASRA NO.709, KHATA KHATOONI
NO.23, BANIKHET, THE-DALHOUSIE, DISTT.
CHAMBA - 176303
PH :254186, 232036, 9418048803.

BILASPUR

705. COMPETENT AUTOMOBILES CO. LTD.
(6Y01-01-), KHEWAT NO. 8/8 KHATAUNI,
KHASRA NO. 137/30, 31, MAUZA KOTHI,
PARGANA 9, P. O. – CHANDPUR, TEHSIL –
SADAR, DIST.- BILASPUR, HIMACHAL
PRADESH. - 174001
PH :7807166832, 7807800330 / 7807800440.

CHAMBA

706. KANGRA VEHICLEADES (D902-03-), MOHALLA
SULTANPUR, BALU BRIDGE, CHAMBA - 176310
PH :9418059252 , 9418045778.

707. KANGRA VEHICLEADES (D902-05-), KHASRA
NO. 88/96.1 & KHASRA NO.628/276, VILLAGE &
PO SAROO, THE. & DISTT. CHAMBA, HIMACHAL
PRADESH. - 176310
PH :9418059252 , 9418013810.

CHOWARI

708. PATHANKOT VEHICLEADES PVT. LTD.
(CWV1-01-), KHATA KHATNI NO. 24/32 MIN,
KHASRA NO. 90, VILLAGE -LAHRU, P.O. –
PARCHHORE, TEHSIL - BHATTIYAT, DIST.
-CHAMBA, HAMACHAL PRADESH. - 144416
PH :8894569632.

DEHRA

709. KANGRA VEHICLEADES (D902-02-), VILLAGE &
P.O. SUNHET, TEHSIL DEHRA, DIST. KANGRA -
177101
PH :9817013058.

GAGGAL

710. KANGRA VEHICLEADES (BBV1-01-), SATIONAL
HIGHWAY -20, ZAMANABAD ROAD, ICHHI,
GAGGAL, DISTT. KANGRA , HIMACHAL
PRADESH - 176209
PH :9418988832.

HAMIRPUR

711. COMPETENT AUTOMOBILES CO. LTD.
(W901-01-), VILLAGE TIKKARI, P.O DIDWIN
TEHSIL & DISTT, HAMIRPUR - 177401
PH :9805510276.

INDORA

712. PATHANKOT VEHICLEADES PVT. LTD.
(BHE1-01-), VILLAGE CHANDOR, PO & TEHSIL
INDORA, DISTT. KANGRA, PIN-176401,
HIMACHAL PRADESH - 176401
PH :9418008627.

JAISINGHPUR

713. KANGRA VEHICLEADES (BVA1-01-), HARSII
PATTAN ROAD, OPP. SABJI MANDI, TEHSIL –
JAISINGHPUR, DIST. – KANGRA, HIMACHAL
PRADESH. - 176095
PH :9418477756.

JAWALI

714. PATHANKOT VEHICLEADES PVT. LTD.
(BXE1-01-), VILLAGE - TIUKARI, NEAR MAHAVIR
HOSPITAL LUBH ROAD, TEHSIL - JAWALI, DIST.
-KANGRA, HAMACHAL PRADESH. - 176023
PH :9418195333.

JOGINDER NAGAR

715. COMPETENT AUTOMOBILES CO. LTD.
(BBO1-01-), VILL. DHELU PO DOHAG, JOGINDER
NAGAR (H.P.) - 175015
PH :9805005754.

JWALAMUKHI

716. KANGRA VEHICLEADES (CND1-01-), KHASRA
880/613, MAUJA BOHAN, TEHSIL JWALAMUKHI,
DISTRICT KANGRA - 176031
PH :9418488999.

KULLU

717. COMPETENT AUTOMOBILES CO. LTD.
(2Q01-01-), PLOT 3&4, INDUSTRIAL AREA,
SHAMSHI, KULLU (HP) - 175126
PH :7018035136.

KUNIHAR

718. GOYAL MOTORS PVT LTD (BBX1-01-), KHATA
NO. – 77, VILLAGE KOTHI, P.O. KUNNIHAR,
TEHSIL – ARKI, DISTRICT – SOLAN, HIMACHAL
PRADESH - 173207
PH :9418312472.

MANALI

719. COMPETENT AUTOMOBILES CO. LTD.
(BKU1-01-), VILL. CHOURI VIHAR (AALU
GROUND), P.O. & TEHSIL- MANALI, DIST.
KULLU, (H.P.) - 175131
PH :9418387465.

MANDI

720. COMPETENT AUTOMOBILES CO. LTD.
(8301-01-), GUTKAR INDUSTRIAL AREA, DELHI
MANDI ROAD, N.H.21 GUTKAR, MANDI - 124501
PH :9805513208/9816664891.

NADAUN

721. COMPETENT AUTOMOBILES CO. LTD.
(BXA1-01-), VILLAGE JALAN, KHASRA NO.183,
PO & TEHSIL NADAUN, DISTT. HAMIRPUR,
HIMACHAL PRADESH - 177041
PH :9805737436.

NAGROTA

722. KANGRA VEHICLEADES (D902-01-), MALAN,
NAGROTA - BAGWAN, KANGRA, H.P. - 176047
PH :7018268819.

NAGROTA BAGWAN

723. KANGRA VEHICLEADES (D902-06-), JHIKLI
AMBARI, MOUZA AMBARI, MALAN, NAGROTA
BAGWAN, TEHSIL & DISTT. KANGRA,
HIMACHAL PRADESH - 176047
PH :7018268819.

NAGROTA SURIAN

724. KANGRA VEHICLEADES (BG11-01-), KHEWAT
NO. 115, KHATAUNI NO. 127, KHASRA NO. 2037,
MAHAL BASSA, SUB TEHSIL – NAGROTA
SURIAN, DISTRICT – KANGRA. - 176027
PH :9418488999.

NALAGARH

725. GOYAL MOTORS PVT LTD (IB02-01-), NEAR HP
PETROL PUMP, VILLAGE PEERSTHAN, P.O &
TEHSIL NALAGARH, DISTT. SOLAN (H.P.) -
174101
PH :9418704572.

NERWA

726. GOYAL MOTORS PVT LTD (CRS1-01-), KHASRA
NO. 482, VILLAGE – KEDI, TEHSIL – NERWA,
DISTRICT – SHIMLA, HIMACHAL PRADESH. -
171210
PH :9418663572.

NURPUR

727. KANGRA VEHICLEADES (D902-04-), VILLAGE
JACHH, PO JASSUR, TEHSIL NURPUR, DISTT.
KANGRA - 176201
PH :9418195333 , 9418041778.

PALAMPUR

728. KANGRA VEHICLEADES (2T01-01-), NEAR IOCL
PUMP, KANGRA MANDI ROAD, PALAMPUR,
DISTT. KANGRA, HIMACHAL PRADESH. - 176061
PH :9418222622/ 9463265072.

PAONTA SAHIB

729. GOYAL MOTORS PVT LTD (A901-02-), OPP
BIBIJET KAUR SENIOR SECONDARY SCHOOL,
SHAMSERPUR - NH-72, PAONTA SAHIB -
173025
PH :9459210872.

RAJGARH

730. GOYAL MOTORS PVT LTD (BJX1-01-), KHATA
NO. 517/505, 478/3, KHASRA NO. – 38/98
VILLAGE NERI RATAULI, P.O. RAJGARH TEHSIL
– RAJGARH, DISTRICT – SIRMAUR , HIMACHAL
PRADESH - 173101
PH :9418312472.

RAMPUR

731. GOYAL MOTORS PVT LTD (CEZ1-01-), KHASRA
NO. 824/825, MINN NO. 155/396, 163/411, NAGLI,
ROHRU ROAD, RAMPUR, TEHSIL – RAMPUR,
DISTRICT – SHIMLA. - 172001
PH :9459296572.

ROHRU

732. GOYAL MOTORS PVT LTD (JZ01-01-),
CHARGAON SHIMLA ROAD, ROHRU, DISTRICT
-SHIMLA - 171207
PH :9418016072.

SALOONI

733. PATHANKOT VEHICLEADES (SES1-01-),
KHASRA NO. 299/174, VILLAGE. MANJEER,
TEHSIL-SALOONI, DISTT. CHAMBA, PIN-176320,
HIMACHAL PRADESH - 176320
PH :9418059252.

SHAHPUR

734. KANGRA VEHICLEADES (SCR1-01-), VILLAGE
MANJHGRAN, P.O. DRAMMAN, TEHSIL
SHAHPUR, DISTT. KANGRA, HIMACHAL
PRADESH - 176206
PH :9459900241.

SHIMLA

735. GOYAL MOTORS PVT LTD (A901-01),
TARADEVI, SHIMLA,(H.P.) - 171010
PH :9418663572.

SOLAN

736. GOYAL MOTORS PVT LTD (7D01-01-), DEON
GHAT, SOLAN - 173211
PH :9418138772.

UNA

737. COMPETENT AUTOMOBILES CO. LTD.
(OD01-01-), VILLAGE RAINSARY,P.O
JHALERA, TEHSIL & DISTRICT:UNA - 174303
PH :9805737436.

JAMMU

MARH

738. JAMKASH VEHICLEADES PVT. LTD (BPM1-01-),
KHASRA NO. 269, LOWER MUTHI DHARMAL,
DIST -JAMMU, STATE - JAMMU & KASHMIR. -
181205
PH :7006898474.

JAMMU & KASHMIR

CHOWKI CHOURA

739. JAMU MOTORS (SDY1-01-), KHASRA NO. 37
MIN, ADJACENT TO J&K BANK, JAMMU
POONCH HIGHWAY, CHOWKI CHOURA, JAMMU
& KASHMIR - 185154
PH :9596975060.

MAHANPUR

740. JAMMU MOTORS (SPK1-01-), MAHANPUR,
DISTRICT KATHUA, TEHSIL MAHANPUR -
JAMMU & KASHMIR. - 184202
PH :9596975060.

MANJAKOTE

741. JAMKASH VEHICLEADES (SQV1-01-), NEAR PHC
ROAD MANJAKOTE, TEHSIL MANJAKOTE,
DISTRICT RAJOURI, J&K - 185131
PH :7006014395.

VIJAYPUR

742. JAMMU MOTORS (OZ02-01-), JAMMU
PATHANKOT HIGHWAY, VIJAYPUR (SAMBA),
J&K - 184120
PH :9596975060.

JAMMU AND KASHMIR

AKHNOOR

743. JAMMU MOTORS PVT. LTD. (2X02-01-), MAIN
ROAD DASKAL, TEHSIL - AKHNOOR, DISTRICT -
JAMMU - 181201
PH :9419118393.

ANANTNAG

744. PEAKS AUTO PVT. LTD. (2Y01-01-), NH-1A,
MOUZA UROONHALL, THE & DISTT. ANANTNAG
- 228165
PH :9519275151.

ASHMUQAM

745. PEAKS AUTOS (BOH1-01-), KP ROAD,
HUTMARAH, NEAR ASHMUQAM, ANANTNAG,
JAMMU AND KASHMIR - 192125
PH :9519275151.

BANDIPORA

746. JAMKASH VEHICLEADES (KASHMIR) PVT LTD
(1205-04-), AJAR BANDIPORA , J&K - 193502
PH :9149726427.

BARAMULLA

747. JAMKASH VEHICLEADES (KASHMIR) PVT LTD
(8C01-01-), VILLAGE SANGRAMA,WAGAROO,
BARAMULLA - 193101
PH :7889612218.

BHADRAWAH

748. J&K VEHICLEADES PVT. LTD (AKA1-01-),
KHASRA NO.2863, LOWER SUNGLI UNIVERSITY
ROAD, BHADERWAH, DISTT. DODA, J&K -
182222
PH :9419796821.

BHASOLI

749. JAMKASH VEHICLEADES PVT. LTD. (GLK1-01-),
ZERO MORTH, BASHOLI, DISTT. KATHUA,
BASHOLI, PIN-184201, JAMMU & KASHMIR -
184201
PH :9018847230.

BUDGAM

750. HIGHLAND AUTOMOBILES PVT.LTD (1202-04-),
KHASRA NO. 208 MIN, KHEWAT NO. 9 AND
KHATTA NO. 55, MOUZA - PALLAR, TEHSIL AND
DIST -BUDGAM. - 191111
PH :9419019898.

DAYALACHAK

751. JAMKASH VEHICLEADES PVT. LTD (BFH1-01-),
KHASRA NO. 183, KHEWAT NO.14,
KHATANO-74, VILLAGE CHAK SAKTA,
DAYALACHAK,TEHSIL & DISTT. KATHUA ,
JAMMU & KASHMIR - 184121
PH :88492849170.

DODA

752. J&K VEHICLEADES PVT. LTD (2Z02-01-), MINTO
CAR CARE, AKHYARABAD, MAIN ROAD, DODA
CITY, DODA (J&K) - 182202
PH :9419796821.

GANDERBAL

753. JAMKASH VEHICLEADES (KASHMIR) PVT LTD
(ZAO1-01-), MALSHAIE BAGH, GANDERBAL (J&K)
- 191201
PH :9419000828.

HANDWARA

754. JAMKASH VEHICLEADES (KASHMIR) PVT LTD
(BYA1-01-), KHEWAT NO-31, KHATTA NO-298,
SURVEY NO- 3764/1816, MOZA BRARIPORA,
TEH- HANDWARA, DIST- KUPWARA, J&K -
193221
PH :262322, 9419074012.

JAMMU

755. JAMKASH VEHICLEADES PVT. LTD (3306-01-),
NH-1A, BYE PASS, OPP CHANNI HIMMAT,
JAMMU - 180015
PH :6008901639.

756. JAMKASH VEHICLEADES PVT. LTD (3306-02-),
NEAR GENERAL BUS STAND, OPP. PHE
OFFICE, B.C. ROAD, JAMMU - 180001
PH :9419224014.

757. JAMKASH VEHICLEADES PVT. LTD (3306-04-),
SUNJWAN, DISTT. JAMMU - 180011
PH :7006018600.

758. PEAKS AUTO JAMMU PVT. LTD. (3312-01-),
GANGVAL INDUSTRIAL AREA, BEHIND COCA
COLA FACTORY, JAMMU - 180010
PH :9697001125.

759. JAMMU MOTORS PVT. LTD. (3308-01-), 6,
AKHNOOR ROAD, JAMMU. - 180001
PH :9419118393.

760. JAMMU MOTORS PVT. LTD. (3308-02-), PLOT
NO.2, RAJPURA CHUNGI OPP AG OFFICE,
AKHNOOR ROAD, JAMMU - 180002
PH :9419118393.

761. PEAKS AUTO JAMMU PVT. LTD. (3312-02-),
KHASRA NO.425 & 426, KHATA NO.425 & 426,
TOPE SHRKHANIAN (BACKSIDE OF BEST
PRICE), AKNOOR ROAD, JAMMU. - 180001
PH :9697001125.

762. JAMKASH VEHICLEADES PVT. LTD (3306-07-),
KHEWAT NO. 25, KHATA NO. 355, KHASRA NO.
544 MIN PALOURA ROAD, JANIPUR, JAMMU. -
180007
PH :9419191502.

KATHUA

763. JAMMU MOTORS PVT. LTD. (3B02-01-), WARD
NO.13, CHAK PARTAP SINGH HATLI MORH,
NH1-A, KATHUA TEHSIL KATHUA - 184101
PH :9419118393.

KULGAM

764. PEAKS AUTO PVT. LTD. (OY01-01-), NEAR GRID
STATION,MAIN ROAD, KULGAM - 191202
PH :9519275151.

KUPWARA

765. JAMKASH VEHICLEADES (KASHMIR) PVT LTD
(1205-03-), JAMKASH VEHICLEADES, NEAR GM
FILLING STATION, DC OFFICE ROAD KUPWARA
- 193223
PH :9622499902.

MAGAM

766. JAMKASH VEHICLEADES PVT. LTD (GLS1-01-),
KHASRA NO. 34, MOUZA - CHICHILORA,
MAGAM, GULMARG ROAD, TEHSIL -
KWARHAMA, DIST.-BARAMULLA, JAMMU &
KASHMIR. - 193 401
PH :8825016046.

PHINTER

767. JAMKASH VEHICLEADES PVT. LTD (BHV1-01-),
KHASRA NO.2293/405 AND KHEWAT NO.81/98,
GURHA KALYAL, PHINTER, TEHSIL RAMKOT,
DISTT. KATHUA, J&K - 184203
PH :9419187583.

POONCH

768. JAMKASH VEHICLEADES PVT. LTD (AAW1-01-),
VILLAGE KUNUYIAN, TEHSIL HAVELI POONCH,
JAMMU & KASHMIR. - 185121
PH :7006014395.

PULWAMA

769. PEAKS AUTO PVT. LTD. (1204-03-), MUGHAL
ROAD, GUNGOO,PULWAMA - 192301
PH :9519275151.

RAJOURI

770. JAMKASH VEHICLEADES PVT. LTD (3306-06-),
KALAKOTE ROAD, VILLAGE BADOL, RAJOURI -
185131
PH :7006014395.

RS PURA

771. JAMKASH VEHICLEADES PVT. LTD (3306-03-),
GAGAIN MORTH, R S PURA, JAMMU. - 181102
PH :9419190370.

SHOPIAN

772. PEAKS AUTO PVT. LTD. (AAA1-01-), AGLAR
SOFANAMAN, SHOPIAN - 192303
PH :9519275151.

SIDHRA

773. JAMKASH VEHICLEADES PVT. LTD (CDL1-01-),
KHASRA NO.80 & KHATA NO.100, VILLAGE
SIDHRA, NH1A, NEAR BHARAT PETROLEUM
PETROL PUMP, TEH. & DISTT. JAMMU - 180019
PH :9419134144.

SRINAGAR

774. HIGHLAND AUTOMOBILES PVT.LTD (1202-01-),
SONWAR, SRINAGAR - 190001
PH :9419057564.

775. JAMKASH VEHICLEADES (KASHMIR) PVT LTD
(1205-01-), HYDERPURA BY PASS CROSSING,
SRINAGAR - 190015
PH :7006037255.

776. PEAKS AUTO PVT. LTD. (1204-01-), BYE PASS
ROAD, NH - 1A, NEAR HOTAL SILVER STAR,
SRINAGAR - 191101
PH :9519275151.

Dealer Network (AS ON 31.10.2023)

777. JAMKASH VEHICLEADES (KASHMIR) PVT LTD (1205-05-), NARBAL CROSSING, NH-1A, SRINAGAR, JAMMU & KASHMIR - 190017
PH :9796700750.

SUNDERBANI

778. PEAKS AUTO JAMMU PVT. LTD. (AAM3-01-), MOUZA THANDA PANI, TEH. SUNDERBANI - 185153
PH :9697001125.

SURANKOTE

779. PEAKS AUTO JAMMU PVT. LTD. (TY03-01-), NEAR KNIEET KING FILLING STATION, BHARAT PETROLEUM, POONCH MUGHAL ROAD, SURANKOTE, DISTT: POONCH - 185101
PH :9697001125.

THANA MANDI

780. JAMKASH VEHICLEADES PVT. LTD. (SO01-01-), HASPLOTE(CHRUNG), TEHSIL THANAMANDI, DISTRICT RAJOURI -185212 - 185212
PH :9419267607.

UDHAMPUR

781. J& K VEHICLEADES PVT. LTD (D801-01-), NATIONAL HIGHWAY 1A, NEAR DAK BANGLOW, UDHAMPUR - 182101
PH :7006881028.

URI (CHAAL BONIYAAR)

782. JAMKASH VEHICLEADES (KASHMIR) PVT LTD (CCK1-01-), KHASRA NO.346/118, KEWAT NO.15, KHATA NO.30, MOUZ-CHALAL (URI), TEHSIL-BONIYAR, DISTT. BARAMULLA - 193123
PH :9419074012.

JHARKHAND

BAGODAR

783. RELIABLE INDUSTRIES PVT. LTD. (BHA1-01-), SONTURPI, GT ROAD, GAIDA, BAGODAR, GIRIDIH, JHARKHAND. - 825322
PH :9507102036
9835814404.

BALIAPUR

784. CARONE (SNI1-01), WARD NO 53, HOLDING NO - SAF3797, KANDRA SINDRI, BALIAPUR. - 828123
PH :7980074787.

BOKARO

785. HINDUSTAN AUTO AGENCY (B501-02-), R1, CITY CENTRE, SECTOR-4, BOKARO STEEL CITY, BOKARO - 827004
PH :9831550033/7070403002/9431128683.
786. HINDUSTAN AUTO AGENCY (B501-03-), M2, SECTOR-4, CITY CENTRE, BOKARO STEEL CITY (JHARKHAND) - 827004
PH :9431127983/9431128683.

CHAIBASA

787. PEBCO MOTORS (BOY1-01-), KOLHAN TIMBER MERCHANT, NEAR RAILWAY CROSSING, TATA ROAD, CHAIBASA, DISTRICT - WEST SINGHDHUM, JHARKHAND. - 833201
PH :7070449718.

CHANDWA

788. HILLTOP MOTORS (A UNIT OF HIRALAL MOTORS PVT LTD) (SCS1-01-), HILLTOP MOTORS, MAIN ROAD, CHANDWA, PO AND PS, CHANDWA - 829203, DIST - LATEHAR, JHARKHAND - 829203
PH :7061157502.

CHIRKUNDA

789. RELIABLE INDUSTRIES (CQT1-01-), PLOT NO. 109-110, KHAITAN NO. 12, MOUZA NO. 251, P.S. - CHIRKUNDA, DISTRICT - DHANBAD, JHARKHAND. - 828202
PH :9905937751
9835814404.

DALTONGANJ

790. PREMSONS MOTORS UDYOG PVT LTD (5103-02-), KACEHRI ROAD, DALTONGANJ, PALAMU - 822101
PH :9835507004.

DEOGHAR

791. RELIABLE INDUSTRIES (5202-03-), SHAHEED ASHRAM ROAD, JHAUNSAGARHI, DEOGHAR, - 814112
PH :6207129088
7001553251.
792. RELIABLE INDUSTRIES (KR02-01-), MOUZA - CHAKRIPAHARI, NO. 587, WARD NO. 36, DEOGHAR, JHARKHAND - 814114
PH :9835811220, 9835814404.

DHANBAD

793. RELIABLE INDUSTRIES (5202-01-), KATRAS ROAD, DHANBAD, JHARKHAND. - 826001
PH :9835830202
7369945040.
794. RELIABLE INDUSTRIES (5202-02-), BEHIND PRABHAT KHABAR, AT: KOLAKUSMA, P.O K.G. ASHRAM, SARAIIDHELA , DHANBAD - 828127
PH :8102333474
7369945043.
795. RELIABLE INDUSTRIES (5202-06-), SUGIADIH, HIRAK ROAD, SARAIIDHELA, DHANBAD, JHARKHAND. - 828127
PH :9334089400.
796. CAR ONE (A UNIT OF RAJHANS AUTOMOBILES PRIVATE LIMITED) (5205-01-), NH-2, GT ROAD, SAHARJORI, BARWADA, DHANBAD. - 828 109
PH :9006828000, 9835740433.
797. RELIABLE INDUSTRIES (5202-09-), TILAKRAIDIH, K G ASHRAM, NH-32, GOVINDPUR, DHANBAD, JHARKHAND - 828109
PH :9031096662.

DUMKA

798. RELIABLE INDUSTRIES (L701-01-), OPP DUDHANI PETROL PUMP, DEOGHAR-PAKUR ROAD,DUMKA (JHARKHAND) - 814101
PH :6205161170.

GARHWA

799. PREMSONS MOTOR UDYOG PVT. LTD. (VX01-01-), KHATA NO. 4, KHESRA NO. 108, 109, THANA NO. 342, PIPRAKALA, GARHWA, JHARKHAND. - 822114
PH :8662828802
9835507004.

GHATSHILA

800. PEBCO MOTORS LTD. (AIA1-01-), PLOT NO. 68, KHASRA NO.128, MAUZA PAORA, NH-33, NEAR FULL-DUNGRI CHOWK,GHATSHILA, EAST SINGHDHUM (JHARKHAND) - 832303
PH :9308433388.

GIRIDIH

801. RELIABLE INDUSTRIES (5202-04-), MOHANPUR, PACHAMBA ROAD, GIRIDIH. - 815301
PH :8102924860
8102924858.
802. RELIABLE INDUSTRIES PVT. LTD (5202-08-), PLOT NO. 7, HALKA NO. 12, KHATA NO. 2, THANA NO. 266, MOUZA - CHATRO, GIRIDIH, JHARKHAND. - 815301
PH :9835835101.

GODDA

803. RELIABLE INDUSTRIES (5202-05-), ASANBANI CHOWK, MAIN ROAD, GODDA. - 814133
PH :6207129088.

GUMLA

804. PREMSONS MOTOR UDYOG PVT. LTD. (5103-04-), VANASTALI COMPLEX PUGUCHAMPA NAGAR,NH-23,SISAI ROAD,GUMLA - 835207
PH :9835507004.

HAZARIBAGH

805. HINDUSTAN AUTO AGENCY (Y901-01-), NEAR SBI MAIN BRANCH, MAIN ROAD, HAZARIBAGH. - 825301
PH :9304051949,
9263631327.
806. HINDUSTAN AUTO AGENCY (Y901-02-), MASPIRHI, BABHANBAY, HAZARIBAGH , JHARKHAND. - 825301
PH :9216888118
9263631327,.

JAMSHEDPUR

807. PEBCO MOTORS LTD. (3101-01-), MEDIUM SECTOR, INDUSTRIAL AREA, ADITYAPUR, JAMSHEDPUR - 831001
PH :9308433388.

808. PEBCO MOTORS LTD. (3101-02-), 16 BALICHALA, CONTRACTORS & GODOWN AREA, SONARI, JAMSHEDPUR - 831011
PH :9308433388.

809. MOTOR WORLD (3102-01-), N.H-33, NEAR PARDIH CHOWK, MANGO, JAMSHEDPUR - 831012
PH :9431347164, 9570168342.

JAMTARA

810. RELIABLE INDUSTRIES (BOX1-01-), PLOT NO. 483, PARWAT BIHAR, DUMKA ROAD, JAMTARA, JHARKHAND. - 815351
PH :9835814404.

KATRAS

811. CAR ONE (A UNIT OF RAJHANS AUTOMOBILES PRIVATE LIMITED) (GLP1-01-), RAJHANS REFRACTORIES, OPP. LIC OFFICE, RAJGANJ ROAD, KATRAS, DISTT. DHANBAD, JHARKHAND-828114 - 828114
PH :8910900566.

KHELARI

812. SUDHA MOTORS(A UNIT OF SUDHA BUSINESS ENTERPRISES PVT LTD) (CFO1-01-), PLOT 113, MOUZA- BUKBUKA, BESIDE PAHADI MANDIR, KHELARI, RANCHI - 829205
PH :6458222, 9534199997.

KHUNTI

813. PREMSONS MOTOR UDYOG PVT. LTD (BOL1-01-), PLOT NO. 747, KHATA NO. 2, DAHUGUTU, CHAIBASA ROAD, KHUNTI, JHARKHAND - 835 210
PH :9835507004.

KODARMA

814. HINDUSTAN AUTO AGENCY (VR01-01-), AT LALMAN DIGTHU, BESIDE KRISHNA SURYA COLD STORAGE, JHUMRI TILAIYA, P.S. - TILAIYA, DISTRICT - KODERMA, JHARKHAND. - 825409
PH :6201998936.

LOHARDAGA

815. SUDHA MOTORS(A UNIT OF SUDHA BUSINESS ENTERPRISES PVT LTD) (CX01-01-), PLOT NO. 14P, 15, 23, RIADA, LOHARDAGA, JHARKHAND. - 835302
PH :9534199997.

MURI

816. HILLTOP MOTORS (BVE2-01-), NEAR BANK OF INDIA, SILLI MAIN ROAD, MURI, PIN - 835102 - 835102
PH :7061157502.

PAKUR

817.	RELIABLE (CLO1-01-), C/O KHOKHAN RAY,HIRANPUR,PAKUR, MAIN ROAD,VILL.SAHERKOL,PS PAKUR REGISTRY OFFICE - 816107 PH :9031096662.	828.	PRATHAM MOTORS PVT. LTD (205-04-), SY#45/3, KAVAL HOSAHALLI, KASABA HOBLI, ANEKAL TALUK - 562106 PH :9945540131.	838.	MANDOVI MOTORS PVT LTD. (201-05-), NO.2/106 (NEXT TO KASSIA BLDG.),17TH CROSS,MAGADI CHORD ROAD EXTN. VIJAYANAGAR,BANGALORE - 560079 PH :9945235529.	851.	KALYANI MOTORS PVT. LTD. (211-04-), 119/1, 11TH CROSS,MALLESHWARAM,BANGALORE, - 560003 PH :9886026519.
RAMGARH		ANKOLA		839.		RNS MOTORS (7301-03-), 2275 TUMKUR ROAD, GURGUNTEPALYA, YESHWANTPUR, BANGALORE - 560022 PH :9606983236.	
818.	HINDUSTAN AUTO AGENCY (AV01-01-), MARAR, RANCHI ROAD (NH-33), RAMGARH - 829122 PH :9263631345.	829.	BHARATH AUTO CARS PVT. LTD. (FC02-01-), NEAR NARAYANA TEMPLE KAKKAR MUTTA, BELEGULI CROSS, ANKOLA, UK DISTRICT - 581314 PH :7829567400.	840.		BIMAL AUTO AGENCY INDIA PVT. LTD. (218-01-), NO.- 60/3, VENKATALA VILLAGE, YELAHANKA HOBLI, BANGALORE NORTH TALUK - 560064 PH :9945541034.	
RANCHI		ATHANI		841.		BIMAL AUTO AGENCY INDIA PVT. LTD. (216-01-), 60/2, MAHADEVIPURA, WHITE FIELD ROAD, BANGALORE - 560048 PH :99723 98105.	
819.	PREMSONS MOTORS UDYOG PVT LTD (5103-01-), 502, KANKE ROAD, RANCHI. - 834008 PH :9304807355.	830.	SHANTESHA MOTORS (BWA1-01-), RS NO. 605, SHIVAYOGI NAGAR, BIJAPUR ROAD, ATHANI, DIST. - BELGAUM. - 591304 PH :8884472587.	842.		RNS MOTORS (7301-04-), HOSUR ROAD,BOMMANAHALLI,MADIVALA POST,BANGALORE - 560068 PH :9148001412.	
820.	PREMSONS MOTOR UDYOG PVT. LTD. (5103-03-), 10/P, NAMKUM INDUSTRIAL ESTATE,BEHIND HIGH TENSION INSULATOR FACTORY, LOWER CHUTIA, RANCHI - 834010 PH :9262899003.	ATHRADI		843.		MANDOVI MOTORS PVT LTD. (201-08-), NO. 70 SARAKKI INDUSTRIAL LAYOUT,J.P NAGAR,3RD PHASE, BANGALORE - 560078 PH :9954235522.	
821.	PREMSONS MOTOR UDYOG PVT. LTD. (5103-05-), PLOT NO.31 & 134, JOHNSON MORH, TUPUDANA INDUSTRIAL AREA, TUPUDANA, RANCHI - 834003 PH :9835507004.	831.	ABHARAN MOTORS PVT LTD (G601-04-), HERABETTU ROAD ATHARDI UDUPI - 576107 PH :9845472500.	844.		PRATHAM MOTORS PVT. LTD (205-01-), 16, BALLANDUR, SARJAPUR RING ROAD, BANGALORE - 560037 PH :9945540126.	
822.	SUDHA MOTORS(A UNIT OF SUDHA BUSINESS ENTERPRISES PVT LTD) (5107-02-), PLOT NO. 74, OPPOSITE OTC GROUND, HEHAL, RATU ROAD, RANCHI, JHARKHAND - 834005 PH :9534199997, 8227996660.	ATTIBELE		845.		BIMAL AUTO AGENCY INDIA PVT. LTD. (216-02-), NO. 69/2, SARAKKI, KANAKAPURA ROAD, BANGALORE - 560078 PH :9972398139.	
823.	SUDHA MOTORS(A UNIT OF SUDHA BUSINESS ENTERPRISES PVT LTD) (5107-03-), PLOT NO. 39, NEAR BOOTY MORE, RANCHI-RAMGARH ROAD, RANCHI. - 835217 PH :9534199997.	832.	SURAKSHAA CAR CARE PVT. LTD. (BMM1-01-), SURVEY NO.22/7/8, SARJAPUR MAIN ROAD, INDIABELE VILLAGE, OPP. TO GOLDEN LIBERTY, ATTIBELE P.O., BANGALORE. - 562107 PH :9449865665.	846.		PRATHAM MOTORS PVT. LTD (205-02-), SHANIKAM'S ARCADE, OPP. ST THERESA HOSPITAL, DR. RAJ KUMAR ROAD, A BLOCK,RAJAJINAGAR 2 STAGE, BANGALORE - 560010 PH :9900061378.	
824.	PREMSONS MOTOR UDYOG PVT. LTD. (5103-06-), PLOT NO.14 (P) KOKAR INDUSTRIAL AREA KOKAR, RANCHI. - 834001 PH :9835507004.	BAGALKOT		847.		KALYANI MOTORS PVT. LTD. (211-01-), MYSORE ROAD,PANTHARAPALYA,KENGRI HOBLI,BANGALORE - 583201 PH :9538887078.	
825.	HILLTOP MOTORS (A UNIT OF HIRALAL MOTORS PVT LTD) (5109-01-), KHATA NO. 247, MOUZA - PUNDAG,P.S. - PUNDAG, RANCHI, JHARKHAND. - 834004 PH :7061157502.	833.	VIJAY MOTOWINGS (ZL01-01-), 180/4-2,BELGUM RAICHUR ROAD,NEAR APMC MARKET YARD, BAGALKOT - 587103 PH :9481289117.	848.		BIMAL AUTO AGENCY INDIA PVT. LTD. (216-03-), NO.7/1, KALANAAGRAHARA VILLAGE, MOUNT ST. JOSEPH TRAINING COLLEGE FOR JESUITS COMPOUND, IIBM POST, BANNERGHATTA RD. , BANGALORE - 560076 PH :9845166612.	
826.	HILLTOP MOTORS (A UNIT OF HIRALAL MOTORS PVT LTD) (5109-02-), NEAR KATHAL MORE, ARGORA RANCHI RD, NEAR EKLABBA TOWER, DHIPATOLI, ARGORA, RANCHI - 834004 PH :7061157502.	BAGEPALLI		849.		BIMAL AUTO AGENCY INDIA PVT. LTD. (216-04-), 6TH CROSS, OFF OLD AIRPORT ROAD, HAL 2ND STAGE POST, BANGALORE - 560038 PH :9972398106.	
SIMDEGA		BANDAHALLI		850.		MANDOVI MOTORS PVT LTD. (201-0C-), NO 1 TO 5, NAVODAYA HBSC, 4TH STAGE, 4TH MAIN, RAJAJINAGAR INDUSTRIAL TOWN, BASAWESHWAR NAGAR - 560044 PH :9945235537.	
827.	PREMSON (BJ01-01-), R.S PLOT NO 4674 UNDER KHATA NO 157, SITUATED AT VILLAGE - GOTRA, NEAR GOUSHALA, MAIN ROAD, SIMDEGA, JHARKHAND. - 835223 PH :9835507004.	834.	BIMAL AUTO AGENCY INDIA PVT. LTD. (BTV1-01-), H.L. NO. 423 AND 436 SRI SATHYA SAI NAGAR, ON NH-7, THIMAKALAPALI BLOCK-II, PARAGODU GRAM PANCHAYATH, KASABA HOBLI, BAGEPALLI TALUK, CHIKKABALLAPUR DIST. - 561 207 PH :9742458888.	851.		KALYANI MOTORS PVT. LTD. (211-04-), 119/1, 11TH CROSS,MALLESHWARAM,BANGALORE, - 560003 PH :9886026519.	
ANEKAL		BANGALORE		852.		MANDOVI MOTORS PVT LTD. (201-0D-), 6/8, SHREE GANGA GARDEN, GANGA NILAYA, HENNUR CROSS, KALYANAGAR POST - 560043 PH :9845132048.	
KARNATAKA		835.		853.		MANDOVI MOTORS PVT LTD. (201-0E-), SY NO:26 AMBLIPURA VILLAGE,VATHUR HOBLI,BANGALORE.EAST TALUKA. - 560102 PH :9945235518.	
		836.		854.		MANDOVI MOTORS PVT LTD. (201-9B-), PLOT NO.-257/1-13, BANNERGHATTA ROAD, N.S. PALYA, BANGALORE - 560076 PH :9945238559.	
		837.		855.		KALYANI MOTORS PVT. LTD. (213-02-), SY. NO.-58/1A & 61/22, AVALAHALLI, NH-4, K.R. PURAM, BANGALORE. - 560049 PH :9900037122.	
		838.		856.		SURAKSHAA CAR CARE PVT LTD (280-01-), 30/3 K AGRAHARA, HOSUR MAIN ROAD, ELECTRONIC CITY, BANGALORE - 580100 PH :9449865665.	
		839.		857.		KALYANI MOTORS PVT. LTD. (213-03-), NO.129/4, KUNDLAHALLI VILLAGE, OPP. TO BROOKE FIELD HOSPITAL, BROOKFIELD, BENGALURU. - 574239 PH :9900038119.	
		840.		858.		SURAKSHAA CAR CARE PVT. LTD. (280-02-), #54/1, BOMMANAHALLI, HOSUR MAIN ROAD, BANGALORE - 560068 PH :9449865655.	
		841.		859.		KALYANI MOTORS PVT. LTD. (213-04-), 250/1, BILEKAHALI, BANNERGHATTA ROAD, BENGALURU - 560076 PH :9686445406.	
		842.		860.		BIMAL AUTO AGENCY INDIA PVT. LTD. (218-04-), PLOT NO.37/38, 2ND STAGE, PEENYA INDUSTRIAL AREA, BANGALORE - 560058 PH :9945237213.	
		843.		861.		RNS MOTORS (7301-0G-), 106/7, BELLARY ROAD, NEAR IOC PETROL BUNK, AMRUTHAALLI, NEAR HEBBAL FLYOVER, BENGALURU (KARNATAKA) - 560092 PH :6364884787.	
		844.		862.		PRATHAM MOTORS PVT. LTD (205-05-), #58/5 KUDLU VILLAGE, NEXT TO ZEE SCHOOL, SARJAPUR HOBLI, ANEKAL TALUK, BANGALORE - 560034 PH :9900058466.	
		845.		863.		RNS MOTORS LIMITED (7301-0H-), PLOT NO.129, KIADB INDUSTRIAL AREA, HEBBAGODI VILLAGE, BOMMASANDRA, JIGINI LINK ROAD, BANGALORE - 562159 PH :9538965771.	

Dealer Network (AS ON 31.10.2023)

864. KALYANI MOTORS PVT. LTD. (291-02-), 10/1, HEBBAL , AMANIKERE KASABA HOBLI, YOGESH NAGAR, BANGALORE - 560024 PH :9740985324 , 7760983887.	876. KATARIA AUTOMOBILES PVT. LTD. (293-01-), SURVEY NO. 8/3, 10/4, 10/2, VILLAGE – THALAGHATTAPURA, KANAKAPURA MAIN ROAD, NEAR NANDI TOYOTA, UTTARAHALLI HOBLI, TALUK - BENGALURU SOUTH, BANGALORE, KARNATAKA. - 560109 PH :8884434340.	886. KALYANI MOTORS (213-06-), SURVEY NO. 67, NH-209, NAVARATAN GARDENS, (NEAR IOCL PETROL BUNK) DODDAKALASANDRA VILL., UTTARAHALLI HOBLI, KONANAKUNTE, KANAKAPURA-KENGERI ROAD, BANGALORE, KARNATAKA - 560062 PH :9900039844/9900073254.	896. SHRUTI MOTORS (FB01-01-), SURVEY NO. 18/4, BH ROAD,KADADAKATTE HOBLI, KADADAKATTE, BHADRAVATI, SHIMOGA DIST., KARNATAKA - 577229 PH :7899885404.
865. BIMAL AUTO AGENCY INDIA PVT. LTD. (286-01-), #184/185, OPP. FORUM VALUE MALL, WHITE FIELD MAIN ROAD, BANGALORE - 560006 PH :9900245979.	877. RNS MOTORS LIMITED (7301-0J-), SY. NO. 11/2 & 12/1, VILLAGE – ARAKERE, BEGUR HOBLI, BANERGHATTA ROAD, BANGALORE – 560 076. - 560076 PH :7760982836.	BANGARPET 887. SURAKSHA CAR CARE PVT. LTD. (OR04-01-), 180/4 OPP. APMC YARD, KOLAR-BANGARPET ROAD, BANGARPET (KARNATAKA) - 563114 PH :9449865601.	BHATKAL 897. BHARATH AUTO CARS PVT. LTD. (CEF1-01-), SURVEY NO. 157/2A, SUSGADI VILLAGE, NH66, BHATKAL, UTTARAKANANDA DISTRICT, KARNATAKA - 581320 PH :9008693940.
866. SURAKSHAA CAR CARE PVT. LTD. (280-04-), PLOT NO. 8 & 9, NEXT TO BDA COMPLEX, 4TH BLOCK, 100 FT ROAD, KORAMANGALA, BANGALORE, KARNATAKA - 560034 PH :8884419010.	878. SURAKSHAA CAR CARE PVT. LTD. (280-05-), SURVEY NO.2/6, BERTENA AGRAHARA, OPP. METRO CASH & CARRY, HOSUR MAIN ROAD, BANGALORE. - 560100 PH :8884471200.	BANGLORE - BOMMANAHALLI 888. VARUN MOTORS PVT LTD (292-03-), SY NO: 136 (OLD NO 54/8) SANGEGURUVANAHALLI(VP) KAMAKSHIPALAYA, WARD NO: 17, VRISHABHAVATHI NAGAR, MAGADI ROAD, BANGALORE NORTH THALUK, BANGALORE,KARNATAKA - 560079 PH :9513683052.	BIDAR 898. LAHOTI MOTORS PVT. LTD (EX01-01-), SI 50/51,PRATAP NAGAR, UDGIR ROAD, KIADB INDUSTRIAL AREA, NAUBAD, BIDAR - 585402 PH :8884412049.
867. KALYANI MOTORS PVT. LTD. (287-01-), # 10/5, NAGADEVANHALLI, KENGERI, MYSORE ROAD, BANGALORE, KARNATAKA - 560056 PH :9900019961.	879. KALYANI MOTORS PVT. LTD. (211-05-), SURV NO.8/4, G HOSAHALLI MAIN ROAD, GOLLARAHATTI, V N POST, YESHWANTPURA HOBLI, MAGADI MAIN ROAD, BANGALORE - 560091 PH :9900090229.	BANTWAL 889. MANDIVI MOTORS PVT LTD. (TR01-01-), NH-75, PANEMANGALORE, B.C. ROAD, BANTWAL, KARNATAKA - 574231 PH :9008810123.	BIJAPUR 900. RNS MOTORS (7301-0I-), SURVEY NO.25K/1, CHITRADURGA SHOLAPUR ROAD, VIJAYPURA, BIJAPUR DISTT. KARNATAKA - 586109 PH :8861208998.
868. BIMAL AUTO AGENCY INDIA PVT. LTD. (216-06-), PLOT NO. 82, DODDA BANASWADI MAIN ROAD, BEHIND IOC PETROL PUMP, NEXT TO AIYAPPA TEMPLE, BANASWADI, BANGALORE, KARNATAKA - 560033 PH :9738501966.	880. SURAKSHA CAR CARE (280-06-), BEARING NO. 5414-320/2, BEGUR HOBLI, BOMMANAHALLI VILLAGE, BEGUR HOBLI, BANGALORE, KARNATAKA - 560 068 PH :9449865665.	BELGAUM 890. SHANTESHA MOTOR (P) LTD (E801-01-), MUJAWAR COMPOUND,NEHRU NAGAR BELGAUM, - 590010 PH :9902043711.	BUDHIGERE 901. BIMAL (SGM1-01-), KHATTA NO:115, SY. NO. 128/33, MANDUR MAIN ROAD, BUDIGERE CROSS, MANDUR VILLAGE, NEXT TO IOCL PETROL BUNK, BANGALORE EAST TALUK, BANGALORE. - 560049 PH :9742259528.
869. MANDIVI MOTORS PVT LTD. (201-0H-), BBMP NO.4C, WARD NO.83, JOLLY ESTATE, OLD MADRAS ROAD, NAGAWARAPALYA, BANGALORE - 560093 PH :9945235533.	881. PRATHAM MOTORS PVT. LTD (205-07-), SUVEY NO. 43/1, ON SH-35, VILLAGE - YAMARE, SARJAPUR MAIN ROAD, POST - DOMMASANDRA, TALUKA - ANEKAL, BENGALURU RURAL, KARNATAKA - 562125 PH :9611834659.	891. SHANTESHA MOTOR (P) LTD (E801-04-), PLOT NO. 8, SURVEY NO. 251/51, HAVLOCK ROAD CAMP, BELGAUM - 290010 PH :9588645387.	BYNDOOR 902. ABHARAN MOTORS PVT LTD (BUH1-01-), 3-256 & 3-257, SOUPARNIKA COMPLEX, NH 66, VILLAGE - YEDATHRE, BYNDOOR, KUNDAPUR TALUK, UDUPI DISTT. - 576214 PH :7899751777.
870. VARUN MOTORS PVT. LTD. (292-01-), HNO. 72/19-6 & HNO. 67/2, YESHWANTPUR INDUSTRIAL SUBURB, WARD NO. 10, RAJAJI NAGAR, BANGALORE. - 560022 PH :7337834582.	882. SURAKSHAA CAR CARE PVT. LTD. (280-07-), SURVEY NO 106/2A, CHANDAPURA MUNICIPAL TOWN,MUTHASANDRA HOSUR MAIN ROAD, ANEKAL TQ, BANGALORE, KARNATAKA - 560099 PH :94498 65666.	892. SHANTESHA MOTOR (P) LTD (E801-03-), PLOT NO. 39, RS NO. 670, CTS NO. 1612/3, KHANAPUR ROAD, UDAYMBA, BELGAUM (SCREE SHOT ATTACHED) - 590006 PH :8884433911.	CHALLAKERE 903. SAKETH AUTOMOBILES (CKN1-01-), SITE NO. 9 & 10, SY. NO. 96/1, OPP. SUJIMALLSHWARA NAGAR, BELLARY ROAD, CHALLAKERE. - 577522 PH :9686550126.
871. KALYANI MOTORS PVT. LTD. (213-05-), PLOT NO. 74/5, HORMAVU MAIN ROAD, NEAR BBMP OFFICE, KR PURAM HOBLI, BANGALORE. - 560043 PH :9900037114.	883. KALYANI MOTORS (291-03-), SURVEY NO. 194/5, HUNSEMARANAHALLI, JALA HOBLI, DEVENAHALLI TALUK, (YELAHANKA NEW TALUK), NEW KEMPEGOWDA INTERNATIONAL AIRPORT ROAD, NORTH PH :9740985324.	893. SHANTESHA MOTORS (P) LTD (E801-06-), PLOT NO. 2/I, RS NO. 29, KIADB INDUSTRIAL AREA, KIADB BAUXITE ROAD, KANGRALI BK, BELGAUM. - 590010 PH :9731396805.	CHAMARAJANAGAR 904. MANDIVI MOTORS PVT LTD. (0E01-01-), RAJ KAMAL BUILDING, SATHYAMANGALA ROAD, KUVEMPU EXTENSION, CHAMARAJANAGAR (KARNATAKA) - 571313 PH :9845445586.
872. KATARIA AUTOMOBILES PVT. LTD. (294-01-), NO. 5, 15TH CROSS, KOLANDAPPA GARDEN, ANEPALYA, POST – AADUGODI, BANGALORE. - 560030 PH :7349291802.	884. MANDIVI MOTORS (201-09-), MUNICIPAL NO. 133 (OLD NO.S 133 & 133/1), BULL TEMPLE ROAD, BBMP WARD NO. 49, K G NAGAR, BANGALORE, KARNATAKA-560018. - 560018 PH :9945235516.	BELLARY 894. K.P.F. PVT. LTD. (G201-01-), P.B. NO. 58 BELLARY HOSPET ROAD,ALLIPURA,BELLARY - 583101 PH :9449876025.	CHANNAGIRI
873. MANDIVI MOTORS PVT LTD. (201-0I-), KATHA NO.4, SITUATED AT GANAKAL DHAKALE, SRINIVASPURA, KENGERI HOBLI, UTTARAHALLI, BANGALORE - 560060 PH :9945235516.	BANGALORE (HEBBAGODI) 885. RNS MOTORS (210-01-), SURVEY NO. 48, HEBBAGODI, HOSUR MAIN ROAD,ANEKAL TALUK, BANGALORE URBAN DIST, KARNATAKA - 560 099 PH :6366938829.	BELTHANGADY 895. BHARATH AUTO CARS PVT. LTD. (4503-04-), MAIN ROAD, BELTHANGADY, BELTHANGADY TALUK DK DISTRICT - 574214 PH :9886543230.	
874. VARUN MOTORS PVT. LTD. (292-02-), BEARING NO. 27/1 & 27/2, SURVEY NO. 41/3 & 42/7 BAGALAGUNTA, HESSARGHATTA MAIN ROAD, NEAR WIDIA SCHOOL BUS STOP, NAGASANDRA POST, BANGALORE. - 560073 PH :7338286729.	BANGALORE- KP ROAD	BHADRAWATI	
875. MANDIVI MOTORS PVT LTD. (201-0J-), SITE NO. 58/1, J.B. KAVAL, MAJOR SANDEEP UNNIKRISSHAN ROAD, VIDYARANYAPURA, BANGALORE. - 560097 PH :9945235514.			

905. SHRUTI MOTORS (BUQ1-01-), SURVEY NO.5, MACHANAYAKANAHALLI, OPP. FIRE STATION, CHITRADURGA ROAD, N.H.13, CHANNAGIRI DISTT. DAVANGERE - 577213
PH :7899934143.

CHANNAPATNA

906. KALYANI MOTORS PVT. LTD. (BSX1-01-), PROPERTY NO.58, MALLUR GRAMA, MALLUR HOBLI, CHANNAPATNA TALUKA RAMANAGARA DISTRICT - 562160
PH :9845066682.

CHANNARAYAPATNA

907. VENKAT MOTORS (HC01-01-), PLOT NO. 389, 36/3, 132/1, BESIDES THIRUMALA RICE MILL, MYSORE ROAD, CHANNARAYAPATNA, DISTRICT: HASSAN, KARNATAKA. - 573116
PH :8147077144.

CHICKBALLAPUR

908. BIMAL AUTO AGENCY INDIA PVT. LTD. (KJ02-01-), NO. 169/1, AMMANI KANDAVARAKERE VILLAGE, KASABA HOBLI, CHICKBALLAPUR DISTRICT - 562101
PH :9742262499.

CHICKMAGALUR

909. SHRUTI MOTORS (B701-02-), AIT CIRCLE, KM ROAD, CHIKMANGALUR - 577102
PH :9980157446.

CHIKODI

910. SHANTESHA MOTORS (E801-05-), OPP. IOC PUMP, NEAR B.K.COLLEGE, MIRAJ ROAD, CHIKKODI, KARNATAKA - 591201
PH :7829925790.

CHINTAMANI

911. PRATHAM MOTORS PVT. LTD. (205-06-), SURVEY NO. 33, NEXT TO VIJAYA P U COLLEGE, OPP. GOPASANDRA LAKE, SREENIVASAPURA MAIN ROAD, CHINTAMANI, KARNATAKA - 563125
PH :7899761301.

CHITRADURGA

912. SAKETH AUTOMOBILES (AL01-01-), NEAR VEDA COMPLEX, NH-4, M H ROAD, CHITRADURGA - 572130
PH :96866550313.

DAVANGERE

913. SHRUTI MOTORS (S101-01-), NEAR PANCHDEVASTHANA, P. B. ROAD, DAVANGERE, KARNATAKA - 577004
PH :9880401284.

DAVENGERE

914. SHRUTI MOTORS (S101-02-), DOOR NO. 473/1, SURVEY NO. 18/1, BESIDE GMIT COLLEGE, OPP. M&M SHOWROOM, OLD P. B. ROAD, DAVANGERE, KARNATAKA - 577001
PH :9880401284.

DEVANAHALLI

915. BIMAL AUTO AGENCY INDIA PVT. LTD. (WH01-01-), SURVEY NO.241/1/14/6, 11TH WARD, BB ROAD, DEVANAHALLI, BANGALORE DISTT. - 562110
PH :9742262514.

DHARWAD

916. REVANKAR MOTORS PVT. LTD. (B1X1-01-), SURVEY NO.1, PLOT NO. 10, OLD PB ROAD, OPP. KVG BANK, SAYDAPUR VILLAGE, DHARWAD, KARNATAKA - 580001
PH :8861006707.

DODDABALLAPUR

917. PRATHAM MOTORS PVT. LTD. (BUA1-01-), LPT NO. 50, ABOADENAHALLI INDUSTRIAL AREA, DODDABALLAPUR 3RD PHASE, SY. NO. 107, AREHALLI GUDDADAHALLI, KASABA HOBLI TALUK - DODDABALLAPUR, DISTRICT - BENGALURU RURAL. - 561203
PH :9886671687.

GADAG

918. RNS MOTORS (7301-0E-), PLOT NO. 64, DIAGONALLY OPP. REGIONAL TRANSPORT OFFICE, HÜBLI GADAG MAIN ROAD, GADAG - 582103
PH :9538925602.

GANGAVATI

919. MUNEEER ENTERPRISES PVT. LTD. (N701-03-), JAGANMATHA COMPLEX, RAICHUR ROAD, GANGAVATI, - 583227
PH :9449870754.

GAURIBIDANUR

920. MANDОВI MOTORS PVT LTD. (BUY1-01-), NO.592/522, E DIVISION, OPP. PUSHPANJALI TALKIES, B.H. ROAD, GAURIBIDANUR TOWN, DISTT. CHIKBALLAPUR - 561210
PH :8217453513.

GOKAK

921. SHANTESHA MOTORS PVT. LTD. (IR01-01-), RS NO.106/3D/2A, APMC ROAD, GOKAK, BELGAUM DISTT. - 591307
PH :7829925760.

GONIKOPPAL

922. MANDОВI MOTORS PVT LTD. (2501-07-), KAIKERY VILLAGE, GONIKOPPAL, - 571213
PH :9900064873.

GUDIBANDHA

923. BIMAL AUTO AGENCY INDIA PVT. LTD. (SGT1-01-), DOOR NO:160, 1ST WARD, OPP TO GOVERNMENT BUS STAND, BAGEPALLI ROAD, GUDIBANDA, CHICKBALLAPURA DISTRICT KARNATAKA - 561209
PH :9742261903.

GULBARGA

924. LAHOTI MOTORS PVT. LTD (E902-01-), LAHOTI GARDENS NEAR KMF, HUMNABAD ROAD, GULBARGA - 585104
PH :9480925014.

925. LAHOTI MOTORS PVT. LTD (E902-02-), DOOR NO. 7-12-11, 2ND BLOCK, OPP. GUNJ BUS STAND, HUMNABAD ROAD, GULBARGA, KARNATAKA. - 585104
PH :7619342035.

GUNDLUPET

926. KALYANI MOTORS PVT. LTD (BPU2-01-), ASSESSMENT NO. 2491/S. NO. 51/1, 2, 3, N.S. 11 AND ASSESSMENT NO. 2494/S. NO. 51/ N.S. 11, MYSORE -OOTY ROAD, GUNDLUPET. - 571111
PH :9668685799.

HAGARIBOMMANAHALLI

927. MUNEEER ENTERPRISES PVT. LTD. (BUX1-01-), SITE NO.112A/2 & 112A/3, BLOCK NO.2, WARD NO.:3, HAGARIBOMMANAHALLI PANCHAYAT, BELLARY DISTRICT. - 583212
PH :9481343007.

HALIYAL

928. RNS MOTORS (SFM1-01-), SURVEY NO: 347P/27, DOOR NO:B1180/15 & B1180/16, HANUMAN COMPLEX, HALIYAL CIRCLE, MAIN ROAD, HALIYAL TOWN & TALUK, UTTARA KANNADA DISTRICT, KARNATAKA - 581329
PH :8284200200.

HARAHOLLI

929. SURAKSHA (SIH1-01-), SURVEY NO. 40/4, HOSAKOTE VILLAGE, HAROHALLI HOBLI, KANAKAPURA TALUK, RAMANAGARA, - 562112
PH :94498665808.

HASSAN

930. VENKAT MOTORS (C802-01-), NO. 326, HASSAN GROWTH CENTRE, H.N. PURA ROAD, HASSAN - 573201
PH :98440404038.

HAVERI

931. REVANKAR MOTORS PVT LTD (BBM1-01-), NEAR TMAE SOCIETY CAMPUS, IJARILAKAMAPUR, PB ROAD, HAVERI - 581110
PH :7022016903.

H-CROSS

932. BIMAL AUTO AGENCY INDIA PVT. LTD. (CRQ1-01-), PART NO.1, SITE NO.36, SBT COMPLEX, HOSKOTE-BANGALORE ROAD, KARIYANAPURA, H CROSS, SHIDLGHATTA TALUK, BANGALORE RURAL DISTT. CHIKKABALLAPURA - 562122
PH :9738948126.

HEBRI

933. ABHARAN MOTORS PVT LTD (BGD1-01-), SURVEY NO. 61-7C/1P1 & 61-2P1, VILLAGE & TALUK - HEBRI, KARKALA, DIST.-UDUPI, KARNATAKA. - 576112
PH :9900077605.

HEGGADDEVANA KOTE (H D KOTE)

934. KALYANI MOTORS PVT. LTD (CJC2-01-), SURVEY NO. 5/4, VILLAGE - YARAHALLI, KASABA HOBLI, TALUK - H.D.KOTE, DISTRICT - MYSORE. - 571125
PH :9686857999.

HESSARGHATA

935. BIMAL (SGN1-01-), SY NO 294/3, HESARAGHATTA VILLAGE YELAHANKA TALUK, BANGALURU, KARNATAKA - 560088
PH :9743658662.

HOSDURGA

936. SAKETH AUTOMOBILES (BWO1-01-), ASSESSMENT NO. 9310/6, PLOT NO. 6, HOSADURGA TOWN, SARASWATI BADAVANE, HOSADURGA, DIST.-CHITRADURGA, KARNATAKA. - 577 527
PH :76250898946.

HOSKOTE

937. BIMAL AUTO AGENCY INDIA PVT. LTD. (216-05-), NO. 205/108, SITUATED AT HOSKOTE TALUK, KASABA HOSKOTE TOWN, DISTT. - BANGALORE - 562114
PH :9742281726.

HOSPET

938. MUNEEER ENTERPRISES PVT. LTD. (N701-01-), BELLARY ROAD, SANKLAPUR, HOSPET, - 583203
PH :7619505001.

HUBLI

939. RNS MOTORS (7301-01-), PUNE - BANGALOR ROAD, UNKAL, HUBLI - 580025
PH :9538965902.

940. RNS MOTORS (7301-0F-), GOKUL ROAD MUREDESHWAR BHAVAN , HUBLI - 580030
PH :8861208532.

941. REVANKAR MOTORS PVT. LTD. (7303-01-), CTS NO.165/A, WARD NO.III, DESHPANDE NAGAR, HUBLI (KARNATAKA) - 580029
PH :8792008301.

HUNSUR

Dealer Network (AS ON 31.10.2023)

942. KALYANI MOTORS PVT. LTD (GLI2-01-), M-18 & M-19, KSSIDC INDUSTRIAL ESTATE, BM BYPASS ROAD, HUNSUR, MYSORE DISTRICT, KARNATAKA - 571105
PH :7022669699.

JEWARGI

943. LAHOTI (SLI1-01-), S NO: 125, PLOT NO.7, FILTER BED ROAD, OPP. BUS DEPOT, JEWARGI, KALABURGI DISTRICT (FORMERLY GULABARGA), KARNATAKA-585310. - 585310
PH :9480825004.

KADABA

944. MANDOVI MOTORS PVT LTD. (BYE1-01-), SURVEY NO.-11/20, KALARA, KADABA POST, DAKSHIN KANNADA DISTT., KARNATAKA - 574221
PH :9740912365.

KADUR

945. SHRUTI MOTORS (BOS1-01-), SHOP NO. 1 & 2, DAGA COMPLEX, ULUKINAKALLU, NEAR PEARLS CLUB, B.H. ROAD, KADUR, DISTRICT - CHIKMAGALUR. - 577548
PH :8904823736.

KANAKAPURA

946. KALYANI MOTORS PVT. LTD. (BXY1-01-), SURVEY NO. 447/1B, KASABA HOBLI, BUDIGUPPE GRAMA, TALUKA-KANAKAPURA, DISTRICT-RAMANAGARA. KARNATAKA. - 562117
PH :9900599933.

KARKALA

947. ABHARAN MOTORS PVT LTD (G601-03-), NH-13, MANGALORE KUDREMIKH ROAD, PULKERI, KARKALA - 574104
PH :9880232666.

KARWAR

948. BHARATH AUTO CARS PVT. LTD. (8J01-01-), SURVEY NO. 459/2B, 456/2B AND 456/3, CHITTAKULA VILLAGE, KARWAR TALLUKA, UTTARKANNADA DISTRICT, KARNATAKA. - 581301
PH :7829567400.

KITTUR, BELGAUM

949. SHANTESHA (SFO1-01-), PLOT NO. 219, KITTUR INDUSTRIAL AREA (KIADB), POONA BANGALORE HIGHWAY (NH-4),KITTUR TOWN AND TALUK, BELGAUM DISTRICT, - 591115
PH :9731396808.

KOLAR

950. MANDOVI MOTORS PVT LTD. (201-0F-), 67/3 BANGALORE-CHENNAI HIGHWAY, KONDARAJANA HALLI, OPP HOTEL SHANTHI SAGAR, KOLAR. - 563101
PH :9740020734.

KOPPAL

951. K.P.F. PVT. LTD. (ER01-01-), SL. 283/10, NEAR MINI VIDHAN SOUDHA, KOPPAL HOSPET ROAD NH63, KOPPAL - 583238
PH :9449876027.

KRISHNARAJANAGARA (KRNAGARA)

952. KALYANI MOTORS PVT. LTD (SQ02-01-), NO-D, DORNAHALLI,DODDEKOPPALU GRAMA PANCHAYAT,KASABA HOBLI, KRISHNARAJANAGARA, MYSORE DISTRICT,KARNATAKA - 571602
PH :8971159430.

KRISHNARAJAPET

953. MANDOVI MOTORS PVT LTD. (BMP1-01-), KHATA NO.3094, SY. NO.278, MYSORE CHENNERAYAPATNA ROAD (OPP. TO K.B.C. FUEL STATION), KRISHARAJAPET TOWN, TALUK MANDYA DISTT. KARNATAKA - 571423
PH :9845132038.

KUMTA

954. BHARATH AUTO CARS PVT. LTD. (AFA2-01-), MALLYA'S COMPOUND, NH-66, ALVEKODI KALBAGH VILLAGE, KUMTA (KARNATAKA) - 581334
PH :9448979530.

KUNDAPUR

955. ABHARAN MOTORS PVT LTD (G601-02-), NH-17, THAKKATTE, KUNDAPURA - 272877
PH :9880197524.

KUNIGAL

956. SAKETH AUTOMOBILES (VQ01-01-), NEAR KRS AGRAHARA, BM ROAD, KUNIGAL, TUMKUR DISTRICT, KARNATAKA - 572130
PH :9698550127.

KUSHAL NAGAR

957. MANDOVI MOTORS PVT LTD. (VN01-01-), SY NO:88,MADAPATANA,KUSHAL NAGAR,SOMVARPUR,NORTH KODAGU, KARNATAKA - 571234
PH :9900080893.

LINGASUGUR

958. MUNEER ENTERPRISES PVT. LTD. (BOQ1-01-), PLOT NO. 11, BASAMMA COMPLEX, RAICHUR ROAD, LINGASUGUR, RAICHUR, KARNATAKA - 584122
PH :9480830255.

MADDUR

959. MANDOVI MOTORS PVT LTD. (BMK1-01-), SURVEY NO 802/2A4B, NEAR SANJAY THEATRE, BM ROAD, MADDUR TOWN,MANDYA DISTRICT, KARNATAKA - 571428
PH :90080 31608.

MADIKERI

960. KALYANI MOTORS PVT. LTD (QX02-01-), BASAPPA THEATRE BUILDING, DASAWAL ROAD,MADIKERI KODAGU DISTRICT. - 571201
PH :9606073867.

MAGADI

961. PRATHAM MOTORS PVT. LTD. (BHX1-01-), SY NO:92/2, THIRUMALI VILLAGE, KASABA HOBLI, MAGADI TOWN & TALUK, RAMANAGARA DISTRICT, KARNATAKA - 562120
PH :9900058483.

MANCHENAHALLI

962. VARUN MOTORS (SRU1-01-), NO:1219,GOLAPPA COMPUIND, MAHESHWARI CIRCLE, MANCHENAHALLI, GOWRIBIDANUR TALUK, CHIKKABALLAPUR DIST, KARNATAKA- 561211 - 561211
PH :9513979162.

MANDYA

963. MANDOVI MOTORS PVT LTD. (2501-06-), 1660/A, KALLAHALLI EXTENSION, M.C. ROAD, - 571401
PH :9611165873.

MANGALORE

964. MANDOVI MOTORS PVT LTD. (4502-01-), ARVIND BUILDING, BALMATTIA ROAD, HAMPANKATTA, MANGALORE - 575001
PH :9845107701.

965. BHARATH AUTO CARS PVT. LTD. (4503-01-), NH-17, KUNTIKAN JUNCTION, DEREBAIL, NEAR A.J. HOSPITAL, MANGALORE - 575004
PH :9886785730.

966. MANDOVI MOTORS PVT LTD. (4502-03-), NO., HASSAN GROWTH CENTRE,ADYAR,N.H. -48,,MANGALORE - 575007
PH :9845514146.

967. MANDOVI MOTORS PVT LTD. (4502-07-), BALLAL INDUSTRIAL ESTATE, YAYYADI, MANGALORE,KARNATAKA - 575008
PH :9880079235.

968. BHARATH AUTO CARS PVT. LTD. (4503-06-), PLOT NO. 290/1, 291/1, KODIALBAIL VILLAGE, NEXT TO BHARATH BEEDI WORKS PVT. LTD., BUNTS HOSTEL, KADRI ROAD, MANGALORE, KARNATAKA - 575002
PH :9886333030.

969. MANDOVI MOTORS PVT LTD. (4502-08-), DOOR NO. 2-63/4, SUJITH BAGH LANE, YEYYADE, MANGALORE, DISTRICT - DAKSHINA KANNADA, KARNATAKA - 575008
PH :9880278077.

970. BHARATH AUTO CARS PVT. LTD. (4503-08-), S. NO. 1376/1-41, 1375/41-2-A1P1, 2A1P3, 1373/1-40, 1369/1-40-A2, KASABA BAZAR, KANDADAPALLI, KUDROLI, TALUK - MANGALORE, MANGALORE, KARNATAKA. - 575003
PH :9886785730.

MUDBIDRI

971. BHARATH AUTO CARS PVT. LTD. (4503-03-), BHARATH BEEDI COMPOUND, NEAR ALVAR'S HOSPITAL,,MUDIBDRI - 574227
PH :9886785430.

MUDHOL

972. VJAY MOTOWINGS (ET01-01-), PLOT NO. 3B, IN NHAS NO. 15-2, WARD NO. 5, VISHWESHWAR COLONY, LOKAPUR ROAD, MUDHOL TOWN, BAGALKOT DIST. - 587 313
PH :9606046173.

MULKI

973. BHARATH AUTO CARS PVT. LTD. (4503-05-), BHARATH BEEDI COMPOUND, NH-17 MULKI - 574154
PH :9986020730.

MURUDESHWAR

974. RNS MOTORS (7301-02-), NH-17, MANGALORE-BOMBAY ROAD, MURUDESHWAR, KARNATAKA - 581350
PH :9538896599.

MYSORE

975. MANDOVI MOTORS PVT LTD. (2501-01-), NO: 5 K.R.S.ROAD, MYSORE - 570005
PH :9945248860.

976. MANDOVI MOTORS PVT LTD. (2501-05-), NO.182/145/C, BANNUR ROAD, SIDHARTHA NAGAR, MYSORE, KARNATAKA - 570011
PH :9845593936.

977. KALYANI MOTORS PVT. LTD (2503-01-), MANATHAVADI ROAD, VIDYARANYA PURAM, MYSORE - 570008
PH :7259255558.

978. MANDOVI MOTORS PVT LTD. (2501-08-), 217/2,, HUNSUR ROAD, HINKAL POST, MYSORE, KARNATAKA - 570017
PH :9845939937.

NAGAMANGALA

979. MANDOVI MOTORS PVT LTD (SFK1-01-), SURVEY NO:3316/2327,VISHALAXAMMA COMPLEX, T B BADAVANE B M ROAD, NAGAMANGALA TOWN, MANDYA DISTRICT, KARNATAKA - 571432
PH :9845132038.

NANJANGUD

980. KALYANI MOTORS PVT. LTD (BYK2-01-), 4340/4159/4, HULLAHALLI ROAD, NANJANGUD, DISTRICT - MYSORE, KARNATAKA. - 571301
PH :9686855799.

NARASIMHARAJAPURA

981. SHRUTI MOTORS (SPP1-01-), SURVEY NO # SURVEY NO.173,JP KOPPA ROAD, NAGALAPURA VILLAGE,NARASIMHARAJAPURA, CHIKMAGALU R DIST.,KARNATAKA - 577134
PH :8310187660.

NARAVI

982. MANDIVI MOTORS (SRS1-01-), SURVEY NO:122/1B1,DOOR NO:4/59,SHRI CHAITHANYA , ARASAKATTE, NARAVI, BELTHANGADY TALUK, DAKSHINA KANNADA DIST, KARNATAKA- 574109. - 574109 PH :9740392005.

NELAMANGALA

983. RNS MOTORS LIMITED (BBH1-01-), NO.167/2, TUMKUR ROAD, KASABA HOBLI, NH4, NELAMANGALA, BANGALORE RURAL DT., BENGALURU, KARNATAKA - 562123 PH :7259875385.

NELYADI

984. BHARATH AUTO CARS PVT. LTD. (BPF1-01-), SURVEY NO. 97/11P AND SURVEY NO. 97/9, VILLAGE - HOSAMAJALLU KAUKRADY, POST - NELYADI, TALUK - PUTTUR, DIST.-DAKSHIN KANNADA. - 574229 PH :9886072730.

OORGAUMPET

985. BIMAL AUTO AGENCY (SRJ1-01-), SITE NO:10, NEW KATHA NO: 251, ROBERTSONPET, KGF, OORGAUMPET, KOLAR DIST, KARNATAKA- 583122 - 583122 PH :9513748707.

PADUBIDRI

986. ABHARAN MOTORS PVT LTD (CSI1-01-), PLOT NO. 51/20, VILLAGE - PADUBETTU, PADUBIDRI TOWN, TALUKA & DISTRICT - UDUPI, KARNATAKA. - 574111 PH :9880232999.

PERESANDRA

987. BIMAL AUTO AGENCY INDIA PVT. LTD (SMU1-01-), SURVEY NO.# NO.39,NO:113, SAMRUDDHI NILAYA GROUND FLOOR, NH7, ARURU VILLAGE, PERESANDRA, CHIKKABALLAPUR DISTRICT, KARNATAKA- 562104 - 562104 PH :8660799820.

PUTTUR

988. BHARATH AUTO CARS PVT. LTD. (4503-02-), NEAR RAIWAY STATION, HARADY, PUTTUR - 517583 PH :9886072730.

RAICHUR

989. MUNEER ENTERPRISES PVT. LTD. (N701-02-), #12-10-64,GOUSHAL ROAD,SIYA TALAB AREA,RAICHUR - 584101 PH :9480830264.

RAJANKUNTE

990. VARUN MOTORS (SLE1-01-), SURVEY NO. 3/1, SITE NO. 6 , SINGANAYAKANAHALLI, RAJANKUNTE, BANGALORE NORTH TALUK, BANGALORE URBAN, KARNATAKA - 560064 PH :9513979162.

RAMANAGARAM

991. KALYANI MOTORS PVT. LTD. (211-02-), #K1318/2034C,OPP TO ROTARY HOSPITAL,BM ROAD, RAMNAGARAM - 571511 PH :9886689007.

RANEENUR

992. REVANKAR MOTORS (BXV1-01-), SCHEDULE A-2, OPP. STJIT ENGINEERING COLLEGE, P B ROAD, RANEENUR, KARNATAKA. - 581115 PH :8830947883.

SAGAR

993. SHRUTI MOTORS (WF01-01-), BESIDE H GANAPATHIYAPPA PETROL BUNK (BP), B H ROAD, NH-206, SAGAR, SHIMOGA DISTT. - 577401 PH :9740014703.

SAKLESHPUR

994. VENKAT MOTORS (BPW1-01-), SITE NO. 19, 3RD WARD, SARASWATHIPURAM, SAKLESHPUR TOWN, DISTRICT - HASSAN - 573134 PH :7760962890.

SARJAPURA

995. PRATHAM MOTORS PVT. LTD. (BSY1-01-), SURVEY NO. 476/3, SARJAPUR TOWN, TALUKA - ANEKAL, SARJAPUR HOBLI, DISTRICT - BANGALORE URBAN, KARNATAKA. - 562125 PH :7760962890.

SHIMOGA

996. SHRUTI MOTORS (B701-01-), K.NO 599, SHANKARMUTT ROAD, SHIMOGA - 577201 PH :9880401283.

997. SHRUTI MOTORS (B701-03-), BLOCK L-1, INDUSTRIAL ESTATE, BEHIND HP PETROL BUNK, SAGAR ROAD, SHIMOGA. - 577204 PH :9886829239.

998. SHRUTI MOTORS (B701-05-), SURVEY NO. 41/3 & 41/4, HONNALI ROAD, SHANTHI NAGAR, SHIMOGA. - 577201 PH :9986825115.

SIDDAPUR

999. BHARATH AUTO CARS PVT. LTD. (BPY1-01-), SURVEY NO. 211, NEAR IOCL PETROL BUNK, JOG ROAD, VILLAGE - HOSUR, TALUK - SIDDAPUR, DISTRICT - UTTARA KANNADA. - 581355 PH :9449402730.

SIRISI

1000. RNS MOTORS LTD (MQ01-01-), SURVEY NO 43/B, LANDAKANALLI VILLAGE, DODNALLI GRAMA,SIRSI TALUK AND HOBALLI, UTTAR KANNADA, KARNATAKA - 581402 PH :9895979023.

SIRSI

1001. RNS MOTORS (7301-0D-), K H B COLONY, SIRSI - 581402 PH :9538925606.

SIRUGUPPA

1002. MUNEER ENTERPRISES PVT. LTD. (CTN1-01-), SITE NO:31C/1B & PLOT NO.1, BELLARY - SIRUGUPPA MAIN ROAD, SIRUGUPPA TALUK, BELLARY DISTRICT. - 583121 PH :7619505001.

SOMWARPET

1003. MANDIVI MOTORS PVT LTD. (CSG1-01-), SURVEY NO.130 SITUATED AT MADIKERI ROAD, NAGROOR VILLAGE, BALAGUNDA POST, SOMWARPET TALUK, NORTH KODAGU DISTT. - 571236 PH :9845115665.

SRRINIVASAPURA

1004. SURAKSHAA CAR CARE PVT. LTD. (BUR1-01-), SY NO. 40, VPRD NO. 86, PROPERTY NO. 84 & 87, CHALDIGANA HALLI GRAMA PANCHAYATH, PANNASAMAKANA HALLI VILLAGE, SRINIVASAPURA POST & TALUK, DIST.-KOLAR, KARNATAKA - 563 135 PH :9449865601.

SULLIYA

1005. MANDIVI MOTORS PVT LTD. (4502-04-), ODABAI SULLIA,MANGALORE MYSORE ROAD,KARNATAKA - 574239 PH :9900002325.

SURATHKAL

1006. MANDIVI MOTORS PVT LTD. (4502-02-), KANA ROAD, SURATHKAL - 574158 PH :9845514143.

T. NARASIPURA

1007. MANDIVI MOTORS (SFL1-01-), KHATA NO:472/473/474, OPP TO SRI RAGHAVENDRA SWAMY MUTT, CHAMARAJANAGAR ROAD, T. NARASIPURA TOWN, MYSORE DISTRICT, KARNATAKA - 571124 PH :9845132038.

TEKAL

1008. PRATHAM MOTORS PVT. LTD. (SUE1-01-), SURVEY NO: 12, NEAR NANJUNDESHWARA PETROL BUNK, MALUR ROAD, K G HALLI, TEKAL HOBLI, KOLAR DIST., KARNATAKA-563137 - 563137 PH :9900058466.

THIRTHAHALLI

1009. SHRUTI MOTORS (BQR1-01-), PLOT NO. 1507/2187, OPP. TO HEGDE PETROL PUMP, AGUMBE ROAD, THIRTHAHALLI. - 577432 PH :7795851011.

THOKOTU

1010. BHARATH AUTO CARS PVT. LTD. (QW01-01-), NH-66, KAPIKAD, LULLAL,THOKOTTU, DAKSHINA KANNADA DISTT. - 575017 PH :9538796330.

TIPTUR

1011. SAKETH AUTOMOBILES (H101-03-), BANDIHALLI INDUSTRIAL ESTATE, N.H..206, TIPTUR, KARNATAKA - 572201 PH :9945301023.

TUMKUR

1012. SAKETH AUTOMOBILES (H101-01-), SIRA ROAD, TUMKUR - 572106 PH :9868550323.

UDUPI

1013. ABHARAN MOTORS PVT LTD (G601-01-), N.H. 17, NITTUR, UDUPI - 576103 PH :9880232999.

1014. ABHARAN MOTORS PVT LTD (G601-05-), NO. 305/1C, DOOR NO. 5-51A, RAILWAY STATION ROAD, INDRALI, UDUPI, DISTT. - UDUPI. - 576101 PH :9686964341.

UJIRE

1015. BHARATH AUTO CARS PVT. LTD. (BWT1-01-), SURVEY NO.237-2B1, MANGALORE-CHARMADY ROAD, NEAR INDIAN OIL PETROL PUMP, SAMPIGE NAGAR, UJIRE, BELTHANGADY TALUKA, DISTT. DAKSHINA KANNADA, KARNATAKA. - 574240 PH :9886176130.

UPPINANGADI

1016. MANDIVI MOTORS PVT LTD. (4502-05-), NR.PADMA VIDYA IOC PETROL STATION-34, NEKKILADY, UPPINANGADY - 574241 PH :9740912365.

VIJAYPURA

1017. BIMAL AUTO AGENCY (BTZ1-01-), DOOR NO 563, MARUTHI NAGAR, CHIKKABALLAPUR ROAD, VIJAYAPURA TOWN, DEVANAHALLI TALUK, BANGALORE RURAL DISTRICT KARNATAKA. - 562135 PH :8884433996.

VITTAL

1018. MANDIVI MOTORS PVT LTD. (CCE1-01-), DOOR NO. 1-287 (9), JISHAN COMPLEX, VITTAL TOWN, TALUKA - BANTWAL, DISTRICT - DAKSHIN KANNADA - 574243 PH :9008810123.

YADGIR

Dealer Network (AS ON 31.10.2023)

1019. LAHOTI MOTORS (SFP1-01-), SURVEY NO. 101/1, GULSARAM VILLAGE, YADGIN TOWN & DISTT, SHAHUPUR TALUKA, KARNATAKA
PH :9480825031.

YELLAPUR

1020. REVANKAR MOTORS PVT. LTD (CUR1-01-), PLOT NO. 4 A1A1A1 GR 5, UDIYAM NAGAR, YELLAPUR POST, BALGIMANI, HUBLI-ANKOLA, YELLAPUR TOWN, UTTARA KANNADA DIST., KARNATAKA. - 581359
PH :7090772121.

KERALA

ADOOR

1021. INDUS MOTOR COMPANY PRIVATE LIMITED (2702-0A-), M. C. ROAD, MITHRAPURAM, ADOOR, PATHANMTHITTA - 689518
PH :9745998303.

1022. AVG MOTORS LTD. (Y501-02-), KOTTAMUKAL, K.P. ROAD, ADOOR PO, PATHANMTHITTA, KERALA - 691523
PH :9446335900.

ALANALLUR

1023. KVR AUTOCARS PVT LTD (CIW1-01-), BUILDING NO. 10/1050, CHANDAPPADI, MANNARKAD ROAD, POST - ALANALLUR, TALUKA - MANNARKAD, DISTRICT - PALAKKAD, KERALA. - 678601
PH :9747020582.

ALATHIYOOR

1024. A M MOTORS (E601-11-), RE SURVEY NO. 160/3, 161/7 (OLD SURVEY NO. 359/1), VILLAGE - ALATHIYOOR, TIRUR PONNAI ROAD, TALUKA - TIRUR, DIST.-MALAPPURAM, KERALA. - 676102
PH :9895940000, 9072998833.

ALATHUR

1025. BRD CAR WORLD LIMITED (BRW1-01-), SURVEY NO. 456/8, 455/8, 455/9, ERATTUKULAM, KATTUSSERY VILLAGE, ALATHUR TALUKA, PALAKKAD DISTRICT, KERALA - 678682
PH :9745634999.

ALLEPPY

1026. INDUS MOTOR COMPANY PRIVATE LIMITED (2702-12-), BLOCK NO. 145, RE-SURVEY NO. 79, ALAPPUZHA WEST VILLAGE, AMBALAPPUZHA TALUK, ALAPPUZHA DIST. KERALA-699002. - 699002
PH :9745977744.

ALLEPY

1027. POPULAR VEHICLES (E502-01-), BUILDING NO. XVIII/135, DOOR NO. 13/449, CCSB ROAD, PALACE WARD, CHUNGAM, ALAPPUZHA, KERALA-688011. - 688011
PH :9778698161.

ALUVA

1028. BRD CAR WORLD LIMITED (A404-09-), RE SURVEY NO.330/7, NH-47, KUNNAMPURAM, PO-DESHAM PANCHAYATH, CHENGAMANAD, ALUVA. - 683102
PH :9745907100.

ANCHAL

1029. SARATHY AUTO CARS (BOT1-01-), SURVEY NO. 371/9, VILLAGE - IDAMULAKKAL P.O. - ANCHAL, TALUK - PUNALUR, DISTRICT - KOLLAM. - 691306
PH :9526906665.

1030. POPULAR VEHICLE (1601-14-), RE SURVEY NO 581/5, BLOCK NO 33, ANCHAL VILLAGE, NEAR ALBILAL DRIVING SCHOOL, KAITHADY JUNCTION, ANCHAL, KERALA - 691306
PH :9778698200.

ANGAMALY

1031. INDUS MOTOR COMPANY PRIVATE LIMITED (2702-0F-), ANGAMAALY KALADY ROAD, MC ROAD, ANGAMALY - 683572
PH :9745998434.

1032. POPULAR VEHICLES & SERVICES LTD. (2701-0D-), 182-AIRPORT JUNCTION NAGAR.M. C. ROAD,ANGAMALY - 683572
PH :8086078886.

ATTINGAL

1033. POPULAR VEHICLES & SERVICES LTD. (1601-07-), PALAMKONAM, PERUNKULAM,VIA-ALAMCODE, ATTINGAL - 695102
PH :8086078788.

1034. SARATHY AUTODRIVES PVT LTD (SX05-01-), SURVEY NO. 2952/17 & 2952/4, KIZHUVILLAM VILLAGE, ATTINGAL, CHARAYINKEEZHU TALUK, TRIVANDRUM DIST., KERALA. - 695104
PH :9526052765.

1035. INDUS MOTOR COMPANY PRIVATE LIMITED (SX01-01-), SY. NO. 54/13, 14, 15, 16, (OLD SY. NO. 22, 22/13, 16), IN BLOCK NO. 3 OF VELLOOR VILLAGE, EASTERN SIDE OF NATIONAL HIGHWAY 47, NEAR INTERNATIONAL SCHOOL, CHEMBAKAMANGALAM, KORANI PO, ATTINGAL, TRIVANDRUM DIST., KERALA. - 695104
PH :9747550888.

BALARAMAPURAM

1036. POPULAR VEHICLES & SERVICES LTD. (1601-11-), POOVAR ROAD, VAZHIMUKKU, BALARAMAPURAM P.O., TRIVANDRUM DISTRICT - 695501
PH :8943345922.

BHARANIKAVU

1037. SARATHY AUTO CARS (BQU1-01-), URVEY NO. 116/2 OF 4, SASTHAMKOTTA VILLAGE, BHARANIKAVU TOWN, KUNNATHOOR TALUK, KOLLAM DISTRICT. KERALA, PIN-690520 - 690520
PH :7994825565.

CALICUT

1038. INDUS MOTOR COMPANY PRIVATE LIMITED (4701-01-), MARUTI WORKSHOP, PANIKKER ROAD, CALICUT, NADAKKAVE - 673011
PH :9745998019.

1039. POPULAR VEHICLES & SERVICES LTD. (4702-02-), BEHIND MIMS, EASWARAMANGALAM ROAD, GOVINDAPURAM P.O., CALICUT - 673016
PH :9846298613.

1040. INDUS MOTOR COMPANY PRIVATE LIMITED (4701-06-), KOYA ROAD JUNCTION, PUTHIYANCADI, POST WEST HILL, CALICUT - 673005
PH :9745998020.

1041. INDUS MOTOR COMPANY PRIVATE LIMITED (4701-08-), NEAR STEEL COMPLEX, NALLALAM, CALICUT - 673655
PH :9745998018.

1042. POPULAR VEHICLES & SERVICES LTD. (4702-07-), NH-17 BYE PASS, PACHAKKIL, MALAPARAMBU P.O., KOZHIKODE, CALICUT - 673009
PH :9288012082.

1043. BIMAL AUTO AGENCY INDIA PVT LTD (4706-01-), RE SURVEY NO. 13, BUILDING NO. 5/548, KRISHNARJUNA BUILDING, AREEKAD, VILLAGE AND PANCHAYATH - CHERUVANNUR, P.O. - NALLALAM, CALICUT (KOZHIKODE) , KERALA. - 673027
PH :7592898888, 7594997888.

CHALAKUDY

1044. BRD CAR WORLD LIMITED (ZJ02-01-), MURINGOOR P.O., CHALAKUDY - 680316
PH :9645176999.

1045. INDUS MOTOR COMPANY PRIVATE LIMITED (ZJ03-01-), SURVEY NO. 53/1, 53/2 & 55/1, PANAMBILLY COLLEGE JUNCTION, VILLAGE-PERAMBRA, POTTA, TALUKA CHALAKKUDY, DISTT. THRISSUR, PIN-680307, KERALA - 680307
PH :9747557355.

CHALAKUDY/ CHILLAKUDDY/ THRISSUR

1046. POPULAR VEHICLES & SERVICES LTD. (2701-0C-), OPPSITE CCMK HOSPITAL, VELLUKULAM ROAD, CHALAKUDY, KERALA - 680307
PH :9072609600.

CHANGANASSERY

1047. INDUS MOTORS (CNZ1-01-), BUILDING NO. 4/11, BLOCK NO. 4, RE-SURVEY NO. 224/1, VAZHAPPALLI WEST VILLAGE, CHANGANASSERY TOWN & TALUK, KOTTAYAM DIST.,KERALA - 686103
PH :9778699557.

CHANGARAMKULAM

1048. A M MOTORS (VH01-01-), MELE MANTHADAM, ALANKODE, P.O. - CHANGARAMKULAM, MALAPPURAM DISTT, KERALA - 679585
PH :9895756008.

CHAVAKKAD

1049. BRD CAR WORLD LIMITED (A404-06-), ORUMANAYOOR P.O.CHAVAKKAD, DISTRICT-THRISSUR - 680512
PH :9645963999.

1050. SAI SERVICE PRIVATE LIMITED (0J02-01-), SURVEY NO. 26/5, MULLANTHARA PARAMBU, UVUNGAL, KUNNAMKULAM ROAD, TALUK - GURUVAYUR, CHAVAKKAD.) - 680506
PH :9495883852.

CHENGANNUR

1051. SARATHY AUTO CARS (C701-06-), PRAVUMKOD, THIRUVANVANDOOR P.O. CHENGANNUR TALUK, ALAPPUZHA (DIST) - 689124
PH :9447002647.

1052. SAI SERVICE (UL03-01-), SURVEY NO. 276/12, 11, 13, 13-2-2, NEAR BPCL PUMP AND SURVEY NO. 276/12, M C ROAD, NEAR LABHAM MAVELI STORE,CHENGANNUR VIL & MUNICIPAL, CHENGANUUR PO & TALUK, ALAPUZHA DIST., KERALA-689121 - 689121
PH :9288024220.

CHERPULASSERY

1053. KVR AUTOCARS PVT LTD (NB01-01-), SURVEY NO. 154/4, RS NO. 154/4, VILLAGE - CHERUPPALASSERY, TALUK - OTTAPPALAM, DISTRICT - PALAKKAD - 679503
PH :9747020582, 280100.

CHERTHALA

1054. INDUS MOTOR COMPANY PRIVATE LIMITED (VL03-01-), OPPOSITE TO S.N. COLLEGE, S.N. PURAM P.O., KANJIJKUZHI,CHERTHALA, ALAPPUZHA-DIST. - 688552
PH :9745997633.

1055. POPULAR VEHICLES & SERVICES PVT. LTD. (VL02-01-), RE-SURVEY NO.1502.1.147/3, BUILDING NO.KP-18/80, N.H. KANJIJKUZI VILLAGE, CHERTHALA, ALAPPUZHA DISTT., - 688552
PH :9072530127.

CHINGAVANAM

1056. POPULAR (I602-01-), BUILDING NO. VI 461, RE SURVEY NO. 290/9, GOMATHI JUNCTION, MAVLANGU KARA, CHINGAVANAM P.O., DISTT. KOTTAYAM, KERALA - 686531
PH :9778690817.

CHITTUR

1057. INDUS MOTOR COMPANY PRIVATE LIMITED (BQX1-01-), S.NO.719/3 AND 721/1, RE SURVEY NO.6711/10, VELLIYAVALLMPPATHY VILLAGE, KOZHINJAMPARA, CHITTUR, PALAKKAD DISTT. - 678555
PH :9745991560.

CHULLIMANOOR

1058. POPULAR VEHICLES (1601-16-), RE-SURVEY NO. 43/7, VILLAGE-ANAND, CHULLIMANOOR TOWN, TALUKA-NEDUMANGAD, DIST. TRIVANDRUM, PIN-695541, KERALA - 695541
PH :9778690745.

COCHIN

1059. POPULAR VEHICLES & SERVICES LTD. (2701-01-), PERANDOO ROAD, PUNNAKAL, ELAMAKKARA, COCHIN - 682025
PH :9846017725.

1060. INDUS MOTOR COMPANY PRIVATE LIMITED (2702-02-), BEHIND COMMERCIAL SALES TAX, M.G. ROAD, COCHIN, - 682015
PH :9745998040.

1061. SAI SERVICE PRIVATE LIMITED (2705-01-), 50/1 15L, CHERANALLOOR ROAD, EDAPPALLY, COCHIN - 682024
PH :9645106339.

1062. SAI SERVICE PRIVATE LIMITED (2705-02-), NH-47,, PATHADIPALAM, EDAPPALLY, COCHIN - 682024
PH :9645105057.

1063. POPULAR VEHICLES & SERVICES LTD. (2701-04-), NEAR LISI HOSPITAL, OPP. IMA BLOOD BANK, COCHIN, - 682018
PH :9846298618.

1064. INDUS MOTOR COMPANY PRIVATE LIMITED (2702-09-), PALARIVATTOM KAKANAD ROAD, KAKANAD, COCHIN, - 682030
PH :9745998013.

1065. SAI SERVICE PRIVATE LIMITED (2705-08-), KETTEZHUTHUM KADAVU, INTUC JUNCTION, NETTOOR, ERNAKULAM, COCHIN (KERALA) - 682040
PH :8129496818.

1066. GEORGE MAJO AUTOMOBILES PVT. LTD. (2709-01-), DOOR NO.5/452, 5/452A, 5/453, OLD ELOOR ROAD, ELOOR JUNCTION, NORTH KALAMASSERY, DISTRICT - ERNAKULAM, COCHIN - 683104
PH :7559997864, 4237700.

1067. INDUS MOTOR COMPANY PRIVATE LIMITED (2702-0L-), SURVEY NO. 30-A/32, KARIKKAD ROAD, THEKKUMBHAGAM, PUTHIYAKAVU, TRIPUNITHURA, ERNAKULAM, KERALA - 682301
PH :9745992070.

1068. GEORGE MAJO AUTOMOBILES PVT. LTD. (2709-02-), PLOT NO.2/316, NH-47, MARADU VILLAGE, KANNIKAD, NEAR SAROVARAM, KUNDANOOR, COCHIN (KERALA) - 607001
PH :7994763336.

EDAPPAL

1069. POPULAR VEHICLES & SERVICES LTD. (4702-05-), KOZHIKODA ROAD, KAVILPADY, EDAPPAL, MALAPPURAM - 679582
PH :9946104680.

EDAVANNAPPARA

1070. POPULAR VEHICLES (GKP1-01-), SURVEY NO. 77/16-1 & 77/2-4, BUILDING NO.18/152-B, CHEEKODE VILLAGE, EDAVANNAPPARA KONDOTTY ROAD, CHERUVAYOOR PO, MALLAPPURAM DISTRICT, KERALA-673645 - 673645
PH :9539007323.

FORT KOCHI

1071. SAI SERVICE PRIVATE LIMITED (BRS1-01-), PLOT NO.83/1, 2 OPPOSITE TO KUMAR PETROL PUMP, STATUE ROAD, CHULLIKKAL POST, FORT KOCHI - 682005
PH :9645106330.

GURUVAYUR

1072. INDUS MOTOR COMPANY PRIVATE LIMITED (2702-08-), KUNAMKULLAM CHAVAKKAD ROAD, OPPOSITE CHOOLPURAM MOSQUE, GURUYOOR, THRISSUR - 680505
PH :9745998015.

IRINJALAKUDA

1073. BRD CAR WORLD LIMITED (A404-05-), KARUPADANNA P.O., IRINJALAKUDA, THRISSUR - 680670
PH :9539006999.

IRITTY

1074. INDUS MOTOR COMPANY PRIVATE LIMITED (RO02-02-), SURVEY NO. 48, BUILDING NO. 214, PERUPARAMBA, IRIITY, KANNUR, KERALA - 670703
PH :9747554929.

IRITY

1075. POPULAR VEHICLE (VJ02-01-), RE-SURVEY NO: 14/4, 11/2, NEAR JABBAR KADAVU BRIDGE, KEEZHUR VILL., PERAVOOR ROAD, IRIITY MUNICIPAL, KANNUR DIST. KERALA - 670703
PH :7902473741.

KAIPAMANGALAM

1076. SAI SERVICE PRIVATE LIMITED (2705-07-), VAZHIAMBALAM PO, KAIPAMANGALAM, THRISSUR - 680681
PH :8129496846.

KALAMASSERY/ ERNAKULAM/ COCHIN

1077. INDUS MOTOR COMPANY PRIVATE LIMITED (2702-07-), KALAMASSERY, ALUVA WEST, ERNAKULAM DIST, KERALA - 683106
PH :9745998012.

KALLAMBALAM

1078. POPULAR (QZ02-01-), BUILDING NO. 5/472, NH-47, KADUVAPALLY, THOTTAKAD P.O, KALLAMBALAM, TRIVANDRUM DIST., KERALA - 695605
PH :8086078788.

KALPETA

1079. INDUS MOTOR COMPANY PRIVATE LIMITED (4701-0C-), MEENANGADI, KAKKAVAYAL P.O., NORTH KALPETTA, WAYAND - 673591
PH :9745998592.

1080. KVR (JE02-C1-), BUILDING NOS. 363, 364, 365, 366,367,368 AND 369 CONSTRUCTED ON THE PLOT COMPRISED IN RESURVEY NOS. 719/6, 722/3, 722/22, 722/6, 722/8, 722/10, 722/21, SITUATED AT MUTTIL NORTH VILLAGE, VYTHIRI TALUK, KALPETTA SUB-DISTRICT, WAYANAD DISTRICT, KERALA. - 673 122
PH :9747021902.

KANHAGAD

1081. KVR CARS (3L01-02-), ARANGADI, P.O. KANHANGAD, DIST. KASARGOD, - 671315
PH :9605040999.

1082. POPULAR VEHICLES & SERVICES LTD. (4702-06-), HIGHWAY JUNCTION, KANHANGAD SOUTH P.O., KANHANGAD - 689641
PH :9946104685.

KANHANGAD

1083. INDUS MOTOR COMPANY PRIVATE LIMITED (4701-0F-), SURVEY NO.491/3A1 AND 491/3A2, AJANUR VILLAGE, KANHANGAD, HOSADURGA TALUK, KASARGOD DISTT, KERALA. - 671541
PH :9745998024.

KANJIRAPPALLY

1084. INDUS MOTOR COMPANY PRIVATE LIMITED (7E01-02-), VADAKUMBHAGAM KARAYIL, KUNNAMBHAGAM P.O. , KANJIRAPPALLY - 686506
PH :9745998009.

1085. AVG MOTORS LTD. (9Y03-01-), NEW SURVEY NO. 187/2 (OLD SURVEY NO. 299/1, 299/11), KANJIRAPPALLY VILLAGE & TALUKA, KOTTAYAM DISTRICT ,KERALA - 686512
PH :8606071155.

KANNUR

1086. HAR CARS (K101-01-), HAR AVENUE, KANNOTHUMCHAL, CHOYVA POST, KANNUR - 670006
PH :9539009480.

1087. HAR CARS (K101-03-), POTTIAN SHEKHARAN ROAD, MAKKANY , SOUTH BAZAR, KANNUR - 670002
PH :9539009443.

1088. INDUS MOTOR COMPANY PRIVATE LIMITED (4701-0E-), BALANKINAR JN., KATTAMPALLY.P.O, KANNUR - 690011
PH :9745998023.

1089. KVR CARS (3L01-04-), CP-3-651-B, OPP. DHANRAJ TALKIES, PUTHIYATHERU, CHIRAKKAL POST, KANNUR, KERALA - 670011
PH :9656034333.

1090. POPULAR VEHICLES & SERVICES LTD. (4702-0F-), PLOT NO.82/6A, NEAR CHARAPPURAM SREEMUTHAPPAN KAVU, KAPPAD ROAD, THAZHE CHOYVA (PO), KANNUR - 670018
PH :9846062798.

KARIKKAD

1091. BRD CAR WORLD LIMITED (A404-02-), BRD INDUSTRIAL ESTATE, KARIKKAD, KUNNAMKULAM - 680519
PH :9995804599.

KARUNAGAPPALLY

1092. SARATHY AUTO CARS (C701-05-), K.S. PURAM, NEELIKULAM, KARUNAGAPPALLY, KOLLAM, - 690544
PH :9526691565.

1093. INDUS MOTOR COMPANY PRIVATE LIMITED (AQ03-01-), SY.NO.243/1, 243/10, 243/16, 243/14, 243/15, 243/16, EDAPPALLY KOTTA JUNCTION, NEAR TITANIUM, CHAVARA POST, KARUNAGAPPALLY, DISTT. KOLLAM. - 691583
PH :9745998006.

1094. SARATHY (C701-11-), SURVEY NO. 15/3, SIDCO INDUSTRIAL AREA, EDAKULANGARA PO, NEAR KARUNAGAPPALLY RAILWAY STATION, KARUNAGAPPALLY, KERALA. - 690 562
PH :9745991565.

KASARGOD

1095. KVR CARS (3L01-01-), ANANGUR, VIDYANAGAR (PO), NH17, KASARGOD - 671123
PH :9747021206.

1096. POPULAR VEHICLES & SERVICES LTD. (4702-0D-), MUNDAKULAM, CHEMMANAD (PO), KASARGOD - 671371
PH :9946104621.

1097. INDUS MOTOR COMPANY PRIVATE LIMITED (RO02-03-), 18/304A & 18/304B, SY. NO. 39/3B, RE SY. NO. 57/6, MOGRAL, MANJESHWAR TALUK, KASARGOD, KERALA - 671541
PH :9747550747.

KATTAPANA

Dealer Network (AS ON 31.10.2023)

1098. INDUS MOTOR COMPANY PRIVATE LIMITED (ZNO1-01-), KATTAPPANA-IDUKKI KAVALA, BYE PASS ROAD, KATTAPPANA, IDUKKI (DIST.). - 685508
PH :9746743460.
1099. POPULAR VEHICLES (ZNO2-01-), RE-SURVEY NO. 81/3, VILLAGE & TOWN - KATTAPPANA, TALUK & DIST.-IDUKKI, KERALA. - 685 515
PH :9746818407.
- KAYAMKULAM**
1100. INDUS MOTOR COMPANY PRIVATE LIMITED (2702-05-), KARIYILAKULANGARA, KAYANKULAM P.O., ALAPPUZHA DISTT. - 690572
PH :9745998005.
1101. POPULAR VEHICLES & SERVICES LTD. (B802-03-), NH 47, KOTTUKULANGARA, KAYAMKULAM P.O., ALAPPUZHA DISTT. - 690502
PH :9946105601.
- KODUNGALLUR**
1102. SAI SERVICE PRIVATE LIMITED (2705-03-), NH-17, T.K.S.PURAM, KODUNGALLUR - 680667
PH :9645106571.
1103. INDUS MOTOR COMPANY PRIVATE LIMITED (8K02-01-), RE-SURVEY NO. 116/1-6, 116/2-5, BUILDING NO. 560/A, WARD NO. VII, AALA VILLAGE, (OLD VILLAGE-SREENARAYANAPURAM), KODUNGALLUR TALUK, MADHILAKOM SRO, SANTHIPURAM PO, THRISSUR DIST., KERALA - 680 008
PH :9747513444.
- KODUVALLY**
1104. A M MOTORS (BGX1-01-), SURVEY NO:91/9, 91/10,NALLANKADY, VAVAD POST, KODUVALLY, KOZHIKODE DISTRICT, KERALA - 673572
PH :9895979023.
- KOLANCHERRY**
1105. SAI SERVICE (SJO1-01-), SURVEY NO.138/7, BLOCK NO. 47, WARD-8, KOLENCHERY TOWN, NH-85, AIKARANADU NORTH VILL., KUNNATHUNADU TALUK, ERNAKULAM DIST., KERALA-682311 - 682311
PH :7356605955.
- KOLLAM**
1106. SARATHY AUTO CARS (C701-01-), NH-47 BYE PASS AYATHIL(P.O.),QUILON - 691017
PH :974552285.
1107. POPULAR VEHICLES & SERVICES LTD. (1601-04-), H & C COMPOUND, MUNDDACKAL, KOLLAM - 680006
PH :7594977550.
1108. INDUS MOTOR COMPANY PRIVATE LIMITED (1602-03-), OLD SARATHY THEATRE, PUNALOOR ROAD, KOLLAM - 691005
PH :9745998004.
1109. SARATHY AUTO CARS (C701-13-), SURVEY NO. 431/13-42, NEAR SN PUBLIC SCHOOL, VADAKKVELLA, AYATHIL, KILLIKLOOR PO, PUNTHALATHAZHAM-PALATHARA ROAD, KOLLAM, KERALA - 691004
PH :8606430765.
- KOLLAM/ QUILON**
1110. SARATHY AUTO CARS (C701-08-), SURVEY NO. (SIDCO) 318/1, SHED NO. B12, UMYANALLUR, SIDCO INDUSTRIAL ESTATE, KOLLAM. - 691589
PH :9947127565.
1111. SARATHY AUTO CARS (C701-12-), BUILDING NO. 15/620, SURVEY NO. 234/1, 235/2, SITHARA JUNCTION, ADICHANALLOOR VILLAGE, KOTTIYAM PO, KOLLAM DIST., KERALA. - 691571
PH :9847936165.
- KONDOTTY**
1112. INDUS MOTOR COMPANY PRIVATE LIMITED (ID02-01-), SURVEY NO. 16/1, BLOCK NO. 36 (OLD SURVEY NO. 100/1), NEDIYIRUPPU VILLAGE, KONDOTTY PO, ERNAD TALUKA, MALAPURAM DISTRICT, KERALA - 683573
PH :9746743178.
- KOOTHATTUKULAM**
1113. SAI SERVICE PRIVATE LIMITED (VM01-01-), EDAPUTHUSSERY BUILDING, M.C. ROAD, OPP. MARYGIRI PUBLIC SCHOOL, KOOTHATTUKULAM P.O., ERNAKULAM DT. - 686662
PH :9645106258.
- KOPPALM**
1114. AM MOTORS (CUU1-01-), SURVEY NOS: 3313-6, 3313-10, NEAR SALAFIYYA TRAINING COLLEGE, PERINTHALMANNA-PATTAMBI ROAD, KARINGANDU, VILAYUR POST, KOPPALM, PALLAKKAD DIST., KERALA-679309 - 679309
PH :9048666635.
- KOTHAMANGALAM**
1115. POPULAR VEHICLES & SERVICES LTD. (2701-0B-), NEAR BSNL OFFICE, THANGALAM, KOTHAMANGALAM, KERALA - 686691
PH :9846027990.
1116. INDUS MOTOR COMPANY PRIVATE LIMITED (7E01-03-), PALAKKADAN BUILDING,CHANKLAM,KOTHAMANGALAM - 686691
PH :9745998479.
- KOTTAKKAL**
1117. INDUS MOTOR COMPANY PRIVATE LIMITED (4701-09-), NEAR MATHRUBHUMI PRESS, P.O. KOTTAKKAL, MALAPPURAM DIST. - 676503
PH :9745998017.
1118. POPULAR VEHICLES & SERVICES LTD. (4702-03-), NH-17, ,CHANDAPARAMBU, ,RANBATHANI P.O, MALAPPURAM, KOTTAKAL - 676510
PH :9946104631.
- KOTTARAKARA**
1119. POPULAR (S801-02-), BUILDING NO. MP/20/748, 20/126, 20/748, INCHAKADU, KALAYAPURAM VILLAGE, MYLOM PANCHAYATH, KOTTARAKKARA TALUKA, KOLLAM DISTRICT, KERALA- 691560 - 691560
PH :80866073466.
- KOTTARAKKARA**
1120. POPULAR VEHICLES & SERVICES LTD. (S801-01-), MYLOM, MC ROAD, KOTTARAKKARA, DISTT-KOLLAM, KERELA - 691531
PH :80866073466.
1121. SARATHY AUTO CARS (S802-01-), WARD NO.40, MELILLIA PANCHAYATH, IPPALLOOR LOWER KARIKAM, KOTTARAKARA DISTT. KOLLAM (KERALA) - 691531
PH :9847423365.
1122. INDUS MOTOR COMPANY PRIVATE LIMITED (S804-01-), RE SURVEY NO.20773-2, KIZHAKKAKKARA MURIYIL, KNS HOSPITAL JUNCTION, KOTTARAKKARA VILLAGE AND TALUKA, KOLLAM DISTT., - 691531
PH :9747562299.
1123. INDUS MOTOR COMPANY PRIVATE LIMITED (S804-02-), RE-SURVEY NO.141/3-4, 142/1-2, 15-16, 143/1-2, 143/2, 143/15-2, 1 43/15-2-2. BEARING NOS. 25/36 & 38, KOTTARAKKARA VILLAGE, KOTTARAKKARA TALUK, KOLLAM DISTRICT, KERALA- 691506 - 691506
PH :9747562299.
- KOTTAYAM**
1124. AVG MOTORS LTD. (B801-01-), ERAYILKADAVU, KOTTAYAM - 686001
PH :7510982222.
1125. INDUS MOTOR COMPANY PRIVATE LIMITED (2702-04-), MULANKUZHA JN., NATTAKOM P.O., KOTTAYAM - KERALA - 686013
PH :9745998148.
1126. POPULAR VEHICLES & SERVICES LTD. (B802-01-), NEAR ST. THOMAS CHURCH, S.H. MOUNT, P.O. KOTTAYAM - 686006
PH :80866073454.
1127. INDUS MOTOR COMPANY PRIVATE LIMITED (2702-0C-), MANIPPUZHA, NATTAKOM P.O.,KOTTAYAM - 686013
PH :9745998007.
- KOZHENCHERRY**
1128. AVG MOTORS LTD. (W801-03-), KOZHENCHERRY, COLLEGE JUNCTION, DISTRICT- PATHANAMTHITTA. - 689641
PH :9446092995.
- KUNNAMKULAM**
1129. POPULAR VEHICLES & SERVICES LTD. (201-07-), CHOONDAL,TRISSUR ROAD, KUNNAMKULAM, TRISSUR DIST - 680502
PH :9946105669.
- LAKKIDI PERUR**
1130. A M MOTORS (CER1-01-), 217/7, 217/2, 278/2, 278/1, PALAPPURAM, P.O. OTTAPPALAM, LEKKIDI PERUR DISTT. PALAKKAD. - 679302
PH :8086305555.
- MALAPURAM**
1131. A M MOTORS (E601-01-), VARANGODE, DOWNHILL, MALAPURAM, - 676519
PH :9895705325.
- MALLAPPALLY**
1132. INDUS MOTOR COMPANY PRIVATE LIMITED (I201-01-), THOPPLL COMPLEX, MALLAPPALLY KOTTAYAM RD, MALLAPPALLY WEST, MALLAPPALLY (KERALA) - 689585
PH :9747541400.
- MANATHAVADY**
1133. INDUS MOTOR COMPANY PRIVATE LIMITED (IE02-01-), SURVEY NO. 1/2A1, A1, B1, RY 1/210, 1/99, MYSORE ROAD, CHETTAPALAM, MANATHAVADY CITY & TALUK, WYANAD DIST., KERALA. - 670645
PH :9745997002.
- MANJERI**
1134. A M MOTORS (E601-05-), THURAKKAL, BYEPASS, MANJERI, MALAPURAM, KERALA - 676121
PH :9895756035.
1135. KVR AUTOCARS PVT LTD (8V02-01-), CH BYE PASS ROAD, MANJERI, MALAPPURAM, KERALA - 676123
PH :9747020801.
1136. POPULAR VEHICLES & SERVICES LTD. (4702-0E-), NARUKARA VILLAGE, RAJIV GANDHI BYEPASS JN., THRUKKAL, MANJERI (KERALA) - 676121
PH :8589992406.
- MANNARKAD**
1137. A M MOTORS (E601-07-), NH-213, MANNARKAD, DIST.-PALAKKAD - 678582
PH :9895979648.
1138. INDUS MOTOR COMPANY PRIVATE LIMITED (2702-0K-), ANAKATTY ROAD, AANDIPPADAM, NELLIPPUZHA-PO, MANNARKAD,KERALA - 678583
PH :9745995946.
- MAVELIKARA**

1139. POPULAR VEHICLES & SERVICES LTD. (B802-02-), KONNAYIL SUVAKO INDUSTRIAL COMPLEX, SHED A-1, KOLLAKADAVU INDUSTRIAL ESTATE, KOCHAL MOODU, KALLIMEL P.O., MAVELIKKARA, KERALA - 690570
PH :9400052338.
1140. INDUS MOTOR COMPANY PRIVATE LIMITED (1602-07-), NEAR PRATHIBA THEATRE, PUTTHIYAKAVU, MAVELIKKARA - 690101
PH :9745998137.

MAVELIKKARRA

1141. POPULAR VEHICLES (B802-10-), BUILDING NO. 10/115-A, WARD NO. 10, CHENNITHALA VILL. AND TOWN, SHANTHIVANAM JUNCTION, CHERUKOLE P.O., MAVELIKKARA TALUK, ALAPPUZHA DIST., KERALA- 690104. - 690104
PH :9778690833.

MORAYUR

1142. A M MOTORS (CUJ1-01-), SURVEY NO. 328/1, VILLAGE - MORAYUR, VALENCHERY, DISTRICT - MALAPPURAM, KERALA - 673642
PH :808652666.

MUVATTUPUZZHA

1143. INDUS MOTOR COMPANY PRIVATE LIMITED (7E01-01-), NH-49, MUVATUPUZZHA KODAMANGALAM ROAD, NEAR R.K HOSPITAL, MUVATUPUZZHA, ERNAKULAM DIST - 686661
PH :9745998011.
1144. POPULAR VEHICLES & SERVICES LTD. (2708-02-), MUTHUKALLU JUNCTION, PERUMPALLUR P.O., MUVATTUPUZZHA, KERALA - 686673
PH :7356988840.

NEDUMANGAD

1145. POPULAR VEHICLES & SERVICES LTD. (Z001-01-), RE-SURVEY NO. - 855/29, 855/14/1 (OLD SURVEY NO. 1583/1), KARIPPUUR VILLAGE, NEDUMANGAD TALUK, TRIVANDRUM DIST., KERALA-695541. - 695541
PH :9840366966.

NEYYANTINKARA

1146. INDUS MOTOR COMPANY PRIVATE LIMITED (AT01-01-), INDUS MOTOR CO. PVT. LTD., OLD M.V THEATRE, NEAR KSRTC BUS STATION, NEYYATTINKARA, DIST. TRIVANDRUM - 695121
PH :9747544500.

NEYYATTINKARA

1147. POPULAR VEHICLES (1601-15-), BUILDING NO. 11/562, KP-IX-843, NH 47, KOTTAMOM, KOLLAYIL PANCHAYAT, PANVEL - KOCHI - KANYAKUMARI HIGHWAY, KOTTAMOM, NEYYATTINKARA, TRIVANDRUM, KERALA- 695122 - 695122
PH :9946104602.

NILAMBUR

1148. INDUS MOTOR COMPANY PRIVATE LIMITED (4701-0A-), MINERVA JUNCTION, NILAMBUR, KERALA - 679329
PH :9745998396.
1149. INDUS MOTOR COMPANY PRIVATE LIMITED (4701-0D-), MANAVEDHAM HIGH SCHOOL ROAD, CHANDAKUNNU - NILAMBUR P.O, NILAMBUR, MALAPURAM DIST. - 679329
PH :9745998396.
1150. POPULAR VEHICLES & SERVICES (AF02-01-), RE-SURVEY NO. 6/1 BLOCK NO. 76, CHEMMARAN, NADUVATH PO, WANDOOD ROAD, NILAMBUR, MALAPPURAM DIST., KERALA - 679328
PH :7736094999.

NILAMEL

1151. INDUS MOTOR COMPANY PRIVATE LIMITED (DA02-01-), SURVEY NO. 195/10, 195/3-1-2, 195/3-2-1, 195/8, 195/14, 195/9-1, 195/11-1, BLOCK NO. 32, ATTINGAL MUNICIPALITY, PAZHAYAKUNNAMEL VILLAGE, CHIRAYINKIL TALUK, (BORDER OF NILAMEL TOWN), TRIVANDRUM DIST., KERALA - 695601
PH :9745993331.
1152. POPULAR (DA03-01-), BUILDING NO. 10/279 TO 288, M. C. ROAD, KANNANCODU, NILAMEL PO, KOLLAM (DIST.), KERALA- 691535 - 691535
PH :97414606483.

OTTAPALAM

1153. INDUS MOTOR COMPANY PRIVATE LIMITED (PA01-01-), BUILDING NO.23/667, 23/669, PALAKKAD-OTTAPPALM ROAD, OTTAPPALAM VILLAGE, OTTAPPALAM TALUKA, PALAKKAD DISTT., KERALA - 679101
PH :9747544454.

PALA

1154. POPULAR VEHICLES & SERVICES LTD. (B802-04-), 12TH MILE, PALA-PONKUNNAM ROAD, PALA - 686575
PH :9072609475.
1155. INDUS MOTOR COMPANY PRIVATE LIMITED (7E01-05-), OPP. ALPHONSA COLLAGE ARUNAPURAM(PO), PALA, KOTTAYAM - 686574
PH :9745998878.
1156. AVG MOTORS LTD. (GN03-01-), SURVEY NO.670/1, BLOCK-21, LALAM VILLAGE, ANTHINADU MEENANCHIL, PALA, KOTTAYAM DIST. - 686651
PH :9447137246.
1157. INDUS MOTOR COMPANY PRIVATE LIMITED (7E01-07-), SURVEY NO. 176, BLOCK NO. 16, HIGHWAY JUNCTION, ETTUMANOOR-POOJAR HIGHWAY, CHERPUNKAL, PALA, KOTTAYAM DISTRICT - 686584
PH :9747516934.

PALAKKAD

1158. POPULAR VEHICLES & SERVICES LTD. (2701-09-), OPP. PALANA HOSPITAL, KODUVAYOOR ROAD, KINASSERY P.O., PALAKKAD - 678707
PH :9946105613.
1159. INDUS MOTOR COMPANY PRIVATE LIMITED (2702-0G-), VADAKKUMURI-NH-47, KANNADI, KUZHALMAMMAM (P.O.), PALAKKAD. - 678701
PH :9745998590.
1160. INDUS MOTOR COMPANY PRIVATE LIMITED (Y202-01-), DOOR NO: 5/366 & 367, NH 47, KOOTUPATHA, CHANDRANAGAR POST, PALAKKAD - 678007
PH :9747519500.

PANDIKKAD

1161. AM MOTORS (CUV1-01-), SURVEY NOS: 333/2-2, 333/3-2, CHOORAKKAVU, PERINTHALMANNA ROAD, NEAR INDIAN OIL PETROL PUMP, PANDIKKAD TOWN & POST, MALAPPURAM DISTRICT, KERALA - 676 521
PH :9539999570.

PARAPPANAGADI

1162. A M MOTORS (CTK1-01-), SURVEY NO.66/6, 66/7, KODAPPADI, POST-CHETTIPPADY, PARPANAGADI, MALAPPURAM. - 676319
PH :9589900466.

PARAVUR

1163. POPULAR VEHICLES & SERVICES LTD. (ZS01-01-), SURVEY NO. 340/1-76,77,78, NEAR HP PETROL PUMP, PARAVUR-MANJALI MAIN ROAD, MANNAM PO, NORTH PARAVUR MUNICIPAL, ERNAKULAM DIST. 683520, KERALA. - 683520
PH :9072609638.

PATHANAMTHITTA

1164. AVG MOTORS LTD. (W801-02-), JUNNUGAPADY, MYLAPRA ROAD, PATHANAMTHITTA, - 689671
PH :9446002987.
1165. INDUS MOTOR COMPANY PRIVATE LIMITED (1602-13-), KUMBAZHA, PATHANAMTHITTA - 689653
PH :9745998008.
1166. POPULAR VEHICLES & SERVICES LTD. (B802-05-), T.K. ROAD, NEAR COLLECTORATE, PATHANAMTHITTA - 689645
PH :9539009734.
1167. INDUS MOTOR COMPANY PRIVATE LIMITED (1602-12-), SURVEY NO. 11-13/12(1), KARIMPANKUZHY ROAD, NEAR SAROJ GAS AGENCY, MAKKANKUNNU, PATHANAMTHITTA, KERALA. - 689645
PH :9745999858.

PATHIRAPPALLY

1168. POPULAR VEHICLES & SERVICES LTD (E502-02-), BUILDING NO. X/832 TO 834, X/837 TO 838, OPP. UDAYA STUDIO, PATHIRAPPALLY TOWN, AMBALAPUZZHA TALUK, NH-47, ALAPPUZHA DIST., KERALA-688521. - 688521
PH :9778698169.

PATTAMBI

1169. A M MOTORS (E601-04-), SHORANUR ROAD, PATTAMBI, DISTRICT-PALAKKAD, - 679306
PH :9567866059.
1170. INDUS MOTOR COMPANY PRIVATE LIMITED (2702-0B-), PERINTHALMANNA ROAD, THEKKUMURI, PATTAMBI - 679303
PH :9745998295.
1171. A M MOTORS (E601-09-), CHERPULASSERY ROAD, KOOMBAN KALLU, KARIMPULLI, MELE PATTAMBI POST, PALAKKAD DISTT., KERALA. - 679306
PH :9567866059.

PAYANNUR

1172. POPULAR VEHICLES & SERVICES LTD. (4702-04-), N H 17, EZHILODE P O, ..PAYANUR - 670309
PH :95946104701.
1173. POPULAR VEHICLES & SERVICES LTD. (G201-01-), SY. NO. 218/1, CHERUTHAZHAM VILLAGE, EZHILODE (NEAR COLONY BUS STOP), PAYANUR-KANNUR NH, PAYANNUR TALUK, KANNUR DISTRICT, KERALA - 670 309.
PH :9946104701.

PAYANUR

1174. INDUS MOTOR COMPANY PVT. LTD. (9202-01-), SURVEY NO.-289/117, 290/105, KARIVELLUR PERALAM GRAM PANCHAYAT (NEAR PALATHARA BRIDGE), PAYANUR TALUK, KANNUR DISTRICT, KERALA- PIN-670521. - 670521
PH :9745998204.

PERINTHALMANNA

1175. A M MOTORS (E601-03-), NEAR FIRE STATION, HOSPITAL ROAD, PERINTHALMANNA - 679322
PH :8129818235.
1176. KVR AUTOCARS PVT LTD (7H01-01-), SURVEY NO. 87/8-15, CALICUT ROAD, NEAR ITC, THIRURKAD, PERINTHALMANNA - 679351
PH :9747020573.
1177. KVR AUTOCARS PVT LTD (7H01-06-), OOTY ROAD, PERINTHALMANNA, MALAPPURAM(DT.), KERALA - 679322
PH :9747020837.

PERUMBAVOOR

1178. SAI SERVICE PRIVATE LIMITED (2705-04-), M.C.ROAD, PERUMBAVOOR, ERNAKULAM DIST, KERALA - 683542
PH :7034258335.

Dealer Network (AS ON 31.10.2023)

1179. INDUS MOTOR COMPANY PRIVATE LIMITED (8W03-01-), SURVEY NO. 72/2-3, 72/3-3, TALUK - KUNNATHUNADU, VILLAGE - RAYAMANGALAM, SUB DIST.-PERUMBAAVOOR, DIST.ERNAKULAM. - 683 541 PH :9747591803.	1188. POPULAR VEHICLES & SERVICES LTD. (2701-0E-), PALAKKAD PATTAMBI ROAD, KULAPULLY JUNCTION, VADANAMKURUSSI, SHORNUR - 679124 PH :8589992432.	1198. INDUS MOTOR COMPANY PRIVATE LIMITED (7E01-04-), PALA ROAD, THODUPUZA - 685584 PH :9745998631.	TRIPRAPAR
PIROVAM	SULTHAN BATHERY	1199. POPULAR VEHICLES & SERVICES LTD. (H202-01-), SY.NO.124/7A-1, 124/7A-2, THODUPUZA EHLOOR MAIN ROAD, VILLAGE & TOWN, THODUPUZA, DISTT. IDUKI - 685585 PH :9072530120.	1211. POPULAR VEHICLES & SERVICES LTD. (2701-08-), SURVEY NO. 296/5.8, 296/9, 296/9-1, NATTIKA VILLAGE, NEAR CIVIL STATION, POLY JUNCTION, TRIPRAPAR TOWN, THRISSUR TALUK & DISTRICT, KERALA-680586 - 680586 PH :9846699245.
1180. SAI SERVICE (BQW1-01-), SUVEY NO. 788/12-2-5, NEAR PIRAVOM GOVT. HOSPITAL, PIRAVOM TOWN & MUNICIPALITY, MUVATTUPUZHA TALUK, ERNAKULAM DIST., KERALA. - 686 664 PH :9645106198.	1189. POPULAR VEHICLES (VK01-01-), SURVEY NO. 421/5, 421/6, BLOCK NO. 22, KRISHNAGIRY VILLAGE, PATHIRIPALAM, KOLAGAPPARA (PO), TALUK & TOWN - SULTHAN BATHERY, WAYANAD DIST., KERALA. - 673 591 PH :7594977551.	THRISSUR	TRIVANDRUM
POINACHI	TALIPARAMBA	1200. POPULAR VEHICLES & SERVICES LTD. (2701-05-), KUNNATHUMKARA, PARAVATTANI, THRISSUR, KERALA - 680655 PH :6282306495.	1212. INDUS MOTOR COMPANY PRIVATE LIMITED (1602-01-), T.C. 24/885 THYCAUD P.O., THYCAUD P.O., METTUKUDA, TRIVANDRUM - 695014 PH :9745998001.
1181. KVR CARS (3L01-03-), CHOWKI, MAILLATTY (P.O.), (VIA) UDUMA, POINACHI, KERALA - 671319 PH :9747021026.	1190. HAR CARS (K101-02-), SREEKANDAPURAM MAIN ROAD, KANNUR (DIST), KERALA, THALIPARAMBA - 670141 PH :9539009473.	1201. SAI SERVICE PRIVATE LIMITED (2705-06-), 17/30,POOTHOLE,THRISSUR,KERALA - 680004 PH :9645105051.	1213. POPULAR VEHICLES & SERVICES LTD. (1601-01-), C.I.T. ROAD, KILLIPALAM, KARAMANA P.O, TRIVANDRUM - 695002 PH :9946104601.
PUNALUR	THALASSERRY	1202. BRD CAR WORLD LIMITED (A404-01-), NH 47,BYE PASS,KONIKARRA POST,THALORE, THRISSUR - 680031 PH :9995807141.	1214. INDUS MOTOR COMPANY PRIVATE LIMITED (1602-02-), NH BYE PASS ROAD, VEMPALAVATTOM, TRIVANDRUM - 695029 PH :9745998003.
1182. SARATHY AUTO CARS (C701-03-), NH-208, Q.S. ROAD,ELAMPAL POST,PUNALUR, KOLLAM DIST - 691322 PH :9744400265.	1191. INDUS MOTOR COMPANY PRIVATE LIMITED (R002-01-), NETTUR POST, KODUVALLY, THALASSERY, KANNUR DISTRICT - 670105 PH :9745998022.	1203. INDUS MOTOR COMPANY PRIVATE LIMITED (2702-0D-), JYOTHI COMPLEX, GURUVAYOOR ROAD, WEST FORT, THRISSUR - 680004 PH :9745998014.	1215. SARATHY AUTODRIVES PVT LTD (1607-02-), KOVALAM BYEPASS,SN NAGAR, MANACAUD (PO), TRIVANDRUM - 695009 PH :9947270665.
1183. INDUS MOTOR COMPANY PRIVATE LIMITED (8Q02-01-), SY. NO. 48/1/42, OLD, SY. NO. 231A/3324, (OLD RAMRAJ TILES FACTORY), THALICODE, PATHANAPURAM TALUK, PUNALUR ANCHAL ROAD. - 691 305 PH :9747638885.	THALASSERY/ TELlicherry	1204. BRD CAR WORLD LIMITED (A404-07-), GURUVAYOOR ROAD, PUNKUNNAM P.O., PUZHAKKAL, THRISSUR - 680002 PH :9746476529.	1216. INDUS MOTOR COMPANY PRIVATE LIMITED (1602-05-), G.G. MEDICAL COLLEGE P.O., MURINJAPALAM, TRIVANDRUM, MURINJAPALAM, - 695011 PH :9745998002.
QUILANDY	THALAYOLAPARAMBU	THRITHALLUR	1217. POPULAR VEHICLES & SERVICES LTD. (1601-05-), OPP. ST. JUDE CHURCH,CIT ROAD, KILLIPALAM,TRIVANDRUM - 695002 PH :9846298610.
1184. INDUS MOTOR COMPANY PRIVATE LIMITED (3001-01-), BUILDING NO.13/53 A, CHENGOTTUKKAVE VILLAGE, QUILANDY, KOZHIKODE DISTT. - 673306 PH :9745997875.	1193. INDUS MOTOR COMPANY PRIVATE LIMITED (2702-0J-), THODUPUZA ROAD, THALAYOLAPARAMBU, VAIKOM(TALUK), DISTRICT-KOTTAYAM, KERALA - 686605 PH :9746743003.	1205. BRD CAR WORLD LIMITED (A404-04-), PO-THRITHALLUR, NH-17, THRITHALLUR THRISSUR - 680619 PH :9539197888.	1218. INDUS MOTOR COMPANY PRIVATE LIMITED (1602-11-), SURVEY NO.3, TC-7/1069(9), MARUTHAMKUZHI, SASTHAMANGALAM VILLAGE, PTT NAGAR ROAD, KANJIRAMPARA P.O., TRIVANDRUM - 695030 PH :9747508822.
RAMANATTUKKARA	THAMARASSERY	TIRUR	1219. SOUTH PARK MOTORS PVT. LTD. (1604-01-), SURVEY NO. 985/3-4-5-6, VILLAGE - KADAKAMPALLY, CHACKAI BYPASS, TALUKA - TRIVANDRUM, TRIVANDRUM, KERALA. - 695029 PH :9526100008.
1185. A M MOTORS (E601-06-), NEAR RED CRESCENT HOSPITAL, FEROKE, CHUNGAM, CALICUT DISTRICT, RAMANATTUKARA. - 673632 PH :9567866144.	1194. INDUS MOTOR COMPANY PRIVATE LIMITED (PB06-01-), RE.SY. NO. 44/5A, 44/6, RAROTH VILLAGE, (NEAR CHUNGAM), THAMARASSERY PANCHAYAT & TALUK, CALICUT DIST., KERALA. - 673573 PH :9747553362.	1206. A M MOTORS (E601-02-), SATELLITE AUTO WORKS, PATTANAGADI POST, TIRUR - 676101 PH :9995879706.	1220. SARATHY AUTODRIVES PVT LTD (1607-03-), 77/2-11, NEMOM VILLAGE, PAPPANAMCODU INDUSTRIAL AREA, TALUKA AND DISTRICT-THIRUVANANTHPURAM, KERALA. - 695019 PH :9961665865.
RANNI	1195. POPULAR (PB07-10-), SURVEY NO.43/4 BLOCK NO:005 , RAROTH VILLAGE , THAMARASSERY TALUK , KOZHIKODE DISTRICT, KERALA - 673573 PH :9846397060.	1207. KVR AUTOCARS PVT LTD (7H01-05-), T.P 7/204-B, TANUR ROAD,MOOCHIKKAL, MEENADATHUR P.O., TIRUR, DISTRICT-MALAPPURAM, KERALA - 676307 PH :9747020673.	1221. POPULAR VEHICLES (1601-12-), RE-SURVEY NO. 26/4-1, MANANTHALA STADIUM ROAD, NEAR SURYAPRABHA AUDITORIUM, ULOOR VILLAGE, MANANTHALA, TRIVANDRUM DIST., KERALA. - 695 015 PH :9846498605.
1186. INDUS MOTOR COMPANY PRIVATE LIMITED (7E01-06-), CHELLAKKAD-PO, PATHANAMTHITTA (DISTRICT), RANNI - 689677 PH :9745998737.	THIRUVALLA	1208. A M MOTORS (E601-08-), THALAKKADATHOOR PO, MALAPPURAM,MALAPPURAM DISTT. - 676103 PH :9895705323.	
SASTHAMKOTTAH	1196. AVG MOTORS LTD. (Y501-01-), M.C ROAD, PERUMTHURUTHI, THIRUVALLA , PATHANAMTHITTA DISTT - 689107 PH :9446323999.	1209. INDUS MOTOR COMPANY PRIVATE LIMITED (Y403-01-), SURVEY NO. 119/3, 4, 9A, OLD MODERN PHARMACEUTICALS PVT. LTD., THRIKANDIYOOR VILLAGE, CHAMBAVATTOM ROAD, TIRUR, KERALA. - 676105 PH :9747518883.	
1187. INDUS MOTOR COMPANY PRIVATE LIMITED (1602-09-), NO. SP IX/661, 662, 663, KADAPUZA ROAD, PORUVAZHY P.O., BHARANIKUVU, SASTHAMKOTTAH, KOLLAM - , KERALA - 690520 PH :9745998949.	1197. POPULAR VEHICLES & SERVICE (8B02-06-), KAVUMBHAGOM P.O, THIRUVALLA, PATHANAMTHITTA (DIST.), KERALA - 689103 PH :8086073489.	TRIPPUNITHURA, COCHIN	
SHORNUR	THODUPUZA	1210. SAI SERVICE PRIVATE LIMITED (2705-05-), HILL PALACE ROAD,KARINGACHIRA,COCHIN - 682301 PH :9645105067.	

1222. POPULAR VEHICLES (1601-17.-), BUILDING NO. 13/632,632-A, 633,633-A1,633-A2,634-636, 6TH MILE STONE, VAZHAYILA PO, PEROORKADA, THIRUVANANTHAPURAM, KERALA - 695521 - 695521
PH :928023313.
1223. SARATHY AUTODRIVES PVT LTD (1607-01-), SURVEY NO. 2448/4, VILL. MUTTATHARA, NH BYE PASS ROAD, KALLUMOOD JN., VALLAKADAU PO, ENCHAKKAL, THIRUVANANTHAPURAM, KERALA-695008 - 695008
PH :9562416665.

TRIVANDRUM-MANANTHALLA

1224. INDUS MOTOR COMPANY PRIVATE LIMITED (1602-08-), NEAR MUSLIM JUMA MASJID, MUKKAM PLAMOODE, VATTAPPARA-MANNANTHALA M C ROAD, VATTAPPARA PO, MANNANTHALA,TRIVANDRUM - 695028
PH :9747540100.

UPPALA

1225. POPULAR VEHICLES & SERVICES LTD. (4702-0A-), N.H-17, KAIKAMPA, UPPALA P.O., KASARGOD (KERALA) - 671322
PH :8086078864.
1226. KVR CARS (4102-01-), NH 17, BANDIYODE, MANGALAPADI (PO), UPPALA, KASARGOD DISTT.,KERALA - 671324
PH :9526021876.

VADAKARA

1227. INDUS MOTOR COMPANY PRIVATE LIMITED (4701-07-), BYE PASS JN,VATAKARA-673104,CALICUT, - 673104
PH :9745998021.
1228. POPULAR VEHICLES AND SERVICES (8S02-01-), NEAR MADAPPALLY GOVT. COLLEGE, MADAPPALLY, P.O. VADAKARA, KOZHIKODE (KERALA) - 673102
PH :8943345935.

VALENCCHERRY

1229. A M MOTORS (CUK1-01-), SURVEY NO. 132/4, KOLAMANGALAM, PERINTHALMANNA ROAD, VALANCHERRY, DIST.-MALAPPURAM. - 676552
PH :9745986666.

VETTICHIRA

1230. KVR AUTOCARS PVT LTD (7H01-03-), AP IV, 75A TO G, NH-17, CHUNKAM, DIST. MALAPPURAM, VETTICHIRA. - 676552
PH :9747020023.

WADAKKANCHERY

1231. BRD CAR WORLD LIMITED (A404-03-), VAZHAKODE, CHELAKARA ROAD, MULLURKARA P.O., WADAKKANCHERY, THRISSUR DIST. - 680583
PH :9567869403.

KERLA

EDAKKARA

1232. KVR (GMN1-01-), SURVEY NO. 1087/1C-91, VAZHAKADAVU VILLAGE, OOTY ROAD, MUNDA, EDAKKARA TOWN, NILAMBUR TALUK, MALAPPURAM DIST., KERALA - 679 331
PH :9747020777.

LADAKH

LEH

1233. DRUK AUTOZONE (9S02-01-), AIRPORT ROAD, LEH (LADAKH), DISTT. LADAKH, LEH - 194101
PH :8082800205.

MADHYA PRADESH

AGAR

1234. UNITARA MOTORS (BJT2-01-), 27, UJJAIN ROAD, NEAR MARKETING FUEL STATION, AGAR, MADHYA PRADESH (465669) - 465669
PH :9575650883.

ALIRAJPUR

1235. RUKMANI MOTORS PVT. LTD. (GLY1-01-), WARD NO 1 ,JHABUA ROAD, ALIRAJPUR, MADHYA PRADESH, MP - 457887
PH :8889676035.

ANUPPUR

1236. SHUBH MOTORS PVT. LTD. (BIB1-01-), NEAR HDFC BANK, TEHSIL ROAD, ANUPPUR - 484224
PH :9752546255, 9755505145.

ASHOK NAGAR

1237. PREM MOTORS PVT. LTD. (DS01-02-), SURVEY NO. 67/2/3, SINGAKHEDI HOUSE GUNA BYPASS NEAR RAJ MATA CIRCLE, ASHOKNAGAR, MADHYA PRADESH. - 473331
PH :9926809856.

ASHTA

1238. JEEWAN MOTORS PVT. LTD. (BSF1-01-), KHASRA NO.111/1 NEAR RELIANCE PETROL PUMP, BHOPAL ROAD, ASHTA, DISTT. SEHORE (M.P.) - 465001
PH :9826429804
6264918307
8718911222.

BADNAWAR

1239. PATEL MOTORS (INDORE) PVT. LTD. (BPT1-01-), KHASRA NO. 2194/1, BADNAGAR ROAD, BADI CHOUPATI, OPPOSITE BSNL TOWER, BADNAWAR, DISTT. - DHAR, MADHYA PRADESH. - 454660
PH :232228, 9179653543.

BADWAH / BARWAHA (BOTH NAMES ARE OK)

1240. NIMAR MOTORS PVT. LTD. (AU01-05-), NIRMAL COMPLEX , INDORE ROAD, BARWAH - 451001
PH :7770878726, 9669569496.

BALAGHAT

1241. KUNAL MOTORS (U501-04-), KH NO.-1/56, JHULELAL DHARMSHALA ROAD, BALAGHAT, MADHYA PRADESH - 4811001
PH :8349992181.

BARELI

1242. RAJRUP MOTOR JUNCTION (A UNIT OF RMJ MOTORS PVT. LTD.) (I303-01-), SURVEY 423/2, VILLAGE KAMTON, NH 12, BARELI, RAISEN, MADHYA PRADESH. - 464668
PH :7909903922.

BARHI

1243. SHUBH MOTORS PVT. LTD. (GMK1-01-), 1286/2, BARHI, DIST. - KATNI, MADHYA PRADESH - 483770
PH :9752546255.

BARNAGAR

1244. YUG CARS (A UNIT OF RUKMARANI CARS INDORE PVT. LTD) (BBK2-01-), RUNJIA ROAD ,BARNAGAR CITY, DISTRICT UJJAIN - 456771
PH :9755512100/7898900224.

BARWANI

1245. NIMAR MOTORS PVT. LTD. (AU01-02-), ANJAD ROAD, VILLAGE -KARAHI, BARWANI, MADHYA PRADESH - 451551
PH :7770804492, 9669569496.

BEGAMGANJ

1246. RAJRUP MOTOR JUNCTION (A UNIT OF RMJ MOTORS PVT. LTD.) (CIL1-01-), IN FRONT OF DUSHERRA MAIDAN, SAGAR BHOPAL ROAD, BEGAMGANJ, DIST - RAISEN , MADHYA PRADESH - 464881 - 464881
PH :7909997536.

BEOHARI

1247. SHUBH MOTORS PVT. LTD. (BKA1-01-), REEVA ROAD, NEAR AARRA MACHINE, BEOHARI, DIST. -SHADOL, MADHYA PRADESH. - 484774
PH :9755595423.

BERASIA

1248. RAJRUP MOTOR JUNCTION (A UNIT OF RMJ MOTORS PVT. LTD.) (CKG1-01-), BHOPAL ROAD, OPP. BERASIA HOSPITAL, BERASIA, DISTRICT - BHOPAL, MADHYA PRADESH. - 463106
PH :8770593501.

BETMA

1249. OCEAN MOTORS PVT. LTD. (BVR1-01-), OPPOSITE MPEB OFFICE, INDORE-AHEMDABAD ROAD, BETMA, DISTRICT - INDORE, MADHYA PRADESH. - 453001
PH :7389936444.

BETUL

1250. KUNAL MOTORS (U501-02-), BHOPAL - NAGPUR NATIONAL HIGHWAY, NEAR BADORA CHOWK., BETUL - 460001
PH :8349999177.
1251. KAMTHI MOTORS (KK02-01-), NEAR SUNITA COLONY, ITARSI ROAD, BETUL, MADHYA PRADESH - 4600013 - 4600013
PH :9111535777.

BHAVRA

1252. RUKMANI MOTORS (SPT1-01-), GRAM PANCHAYAT, KALIYAVAAHO, OPP SUNKER MANDIR, BHAVRA TEHSIL, ALIRAJPUR DISTRICT, MADHYA PRADESH - 457882. - 457882
PH :9755549200.

BHITARWAR

1253. NIKUNJ MOTORS (SRB1-01-), BESIDE SAUSAR COTTON INDUSTRIES, CIVIL LINE, NAGPUR-CHHINDWARA ROAD, DABRA- BHITARWAR ROAD, BHITARWAR, MP - 474009 - 474009
PH :9109105599.

BHOPAL

1254. JEEWAN MOTORS PVT. LTD. (302-01-), 9E SECTOR A,INDUSTRIAL AREA, GOVINDPURA, BHOPAL - 462024
PH :4058888/
9826017799
9826429605.
1255. SATYAM MOTORS (307-01-), NH-12,SUVEESHA NAGAR,HOSHANGABAD ROAD,MISROD - 462040
PH :6261900423.
1256. JEEWAN MOTORS PVT. LTD. (302-04-), KHASRA NO. 54-55/1/1, NEAR RELIANCE FRESH,CHUNA BHATTI MAIN ROAD, INDIAN OIL PETROL PUMP, BHOPAL (M.P.) - 462036
PH :4057988
9131364153.
1257. RAJRUP MOTOR JUNCTION (A UNIT OF RMJ MOTORS PVT. LTD.) (308-01-), SA, SECTOR-C, J.K. ROAD, GOVINDPURA INDUSTRIAL AREA, BHOPAL, MADHYA PRADESH - 462023
PH :4063529,30,31,32,33,34,35, 9926516501.
1258. DAGA MOTORS (A UNIT OF DAGA HEIGHTS) (309-01-), 4/I, DAGA HEIGHTS, NEAR BUDHNA MANDIR, MAIN ROAD KOLAR ROAD, CHUNABHATTI, BHOPAL, MADHYA PRADESH - 462016
PH :9109900400.

BIAORA

1259. UNITARA (IF02-01-), OLD AB ROAD, KACHNARIA, BIAORA (M.P) - 465674
PH :9575650883.

BIJURI

Dealer Network (AS ON 31.10.2023)

1260. SHUBH MOTORS (SMJ1-01-), GRAM - NEAR GENTRI GATE, NAGAR PALIKA PARISHAD BIJUJI, DISTRICT - ANUPPUR, MADHYA PRADESH - 484116
PH :9755580253.

BINA

1261. ADINATH CARS PRIVATE LIMITED (BHQ2-01-), PLOT NO. 2/3/4/6 AMANTIGEL LAND SEMI URBAN INDUSTRIAL AREA, BINA, KHURAI ROAD (NH 26) BINA, DISTRICT – SAGAR, MADHYA PRADESH - 470113
PH :9009780047.

BURHANPUR

1262. NIMAR MOTORS PVT. LTD. (BRR1-01-), KHASRA NO. 654/15-16, BASEMENT OF HOTEL AMBIKA RESIDENCY, OPP. PAKIZA SHOWROOM, SANJAY NAGAR, AMRAVATI ROAD, BURHANPUR, MADHYA PRADESH - 450331
PH :7694011374, 9669569496.

CHAKGHAT

1263. CITY CARS (UNIT OF AGARWAL WHEELS) (GKQ1-01-), GRAM AND POST - CHANDAI, CHAKGHAT, TEHSIL - TEONTHAR, PRAGRAJ ROAD, NH 27, DIST- REWA, MP – 486226. - 486226
PH :97543001199, 7354252525.

CHATTARPUR

1264. ADINATH CARS PRIVATE LIMITED (8B02-01-), MAHOBA ROAD, NEAR BUS STAND, CHHATARPUR, DISTT SAGAR - 471001
PH :9009785577.

CHHANERA

1265. NIMAR MOTORS (SMX1-01-), NEAR ST. STEPHEN SCHOOL, HARDA ROAD, CHHANERA (HARSUD), PIN-450001, MADHYA PRADESH - 450001
PH :9669569504.

CHHINDWARA

1266. KUNAL MOTORS (U501-03-), OPP. KUNAL MOTORS SHOWROOM, LAL BAGH TIRAHA,BEHIND TRUE VALUE OUTLET, NASIRABAD ROAD, CHHINDWARA(MP), - 480001
PH :9981852239.

1267. KUNAL MOTORS (U501-06-), PLOT NO. 546, LAHGARUA NEAR MULLU BABA MANDIR, NARSINGHPUR ROAD, CHINDWARA, MADHYA PRADESH - 480002
PH :9981852239.

1268. KAMTHI MOTORS LLP (U502-01-), KHASRA NO.1/53, BESIDE MVM SCHOOL, NAGPUR ROAD, VILL.-SARRA, DISTT. CHHINDWARA, MADHYA PRADESH - 480001
PH :9111488444/ 9111535777.

CHITRAKOOT

1269. CITY CARS (UNIT OF AGARWAL WHEELS) (GKS1-01-), PILIKOTHI CHOURAHA, BESIDE SINGH AUTOMOBILE- A HERO AGENCY, CHITRA ROAD, CHITRAKOOT, DISTRICT-SATNA (MADHYA PRADESH)- 485334 - 485334
PH :7089906823, 7354252525.

DABRA

1270. PREM MOTORS PVT. LTD. (BOR1-01-), PICHHORE TIRAHA, GWALIOR JHANSI ROAD, DABRA, DIST.-GWALIOR. - 475110
PH :9926809110.

DAMOH

1271. ADINATH CARS PRIVATE LIMITED (RD02-01-), SAGAR JABALPUR BYPASS ROAD, DAMOH (M.P.). - 470661
PH :9009780035.

DATIA

1272. PREM MOTORS PVT. LTD. (3003-05-), NR.BHOJPURIA MOTORS, BHANDER ROAD, DATIA, MADHYA PRADESH - 475661
PH :9165012280.

DEORI

1273. ADINATH CARS PRIVATE LIMITED (CUO1-01-), C/O VISHWANATH DIXIT, VIJAYSHRI GAS SERVICE, NEAR GOVT. HIGH SCHOOL, NARSINGHPUR ROAD,VILLAGE KHEER, DEORI DISTT. SAGAR (M.P.) - 470226
PH :7000410522.

DEPALPUR

1274. OCEAN MOTORS PVT. LTD. (WB01-03-), NEAR LEELA RESIDENCY,INDORE ROAD,DEPALPUR,DIST.INDORE-MP - 453115
PH :220505, 222501.

DEWAS

1275. UNITARA MOTORS PVT LTD (3Q02-01-), SURVEY NO 255, A.B. ROAD, RASULPUR SQUARE, DEWAS, MADHYA PRADESH PIN 455001 - 455001
PH :9575650883.

DHAMNOD

1276. KATHED MOTOCORP(A UNIT OF KATHED MOTORS PVT. LTD.) (UT01-01-), KHASRA NO. 484/1/2, OLD A B ROAD, OPPOSITE HP PETROL PUMP, DHAMNOD, DIST.-DHAR, MADHYA PRADESH. - 454552
PH :9981585165.

DHAR

1277. RUKMANI MOTORS (P) LTD (5304-02-), 41/2 MAGAJPURA,DHAR., - 454001
PH :0731-223500, 9755549200.

DINDORI

1278. STANDARD MOTOCORP PVT LTD (AVA2-01-), SUKKHAR WARD 1, NEAR DHURVE PETROL PUMP,DINDORI - 481661
PH :280030,7771014728
9111248709.

FALI

1279. OCEAN MOTORS (SGH1-01-), NH 47, NEAR GRAM - FALI, TEHSIL KHUDEL, INDORE, MADHYA PRADESH. - 452016
PH :7389936477.

GADARWARA

1280. STANDARD MOTOCORP PVT LTD (BO13-01-), KHASRA NO. 130/31/A & 131/2, HALKA NO. 18/Y, NO. 119, GADARWARA, DISTRICT – NARSINGHPUR. - 487551
PH :8319784336.

GANDHWANI

1281. RANA MOTORS (SIO1-01-), MUKATI COMPLEX, BAGH AWALDA MAAN ROAD, DEHSIL- GANDHWANI, DIST – DHAR, MADHYA PRADESH - 454446 - 454446
PH :9109975666.

GANJ BASODA

1282. DAGA MOTORS (A UNIT OF DAGA HEIGHTS) (AEA2-01-), LAL BAGH, BARETH ROAD, GANJ BASODA, VIDISHA, 464221. - 464221
PH :9425148584.

GARRA

1283. KAMTHI MOTORS LLP (GJC1-01-), LALBARRA ROAD, GARRA INDUSTRIAL AREA, GARRA, BALAGHAT, MADHYA PRADESH. - 481331
PH :7723020684.

GAUTAMPURA

1284. OCEAN MOTORS PVT. LTD. (CFW1-01-), RUNJI CHOURAHA, GAUTAMPURA, TEHSIL- DEPALPUR, DISTT.-INDORE, MADHYA PRADESH. - 453220
PH :230501, 7389937314.

GHATIYA

1285. YUG CARS (SJW1-01-), NEAR JAGOTI SQUARE, UJJAIN – AGAR ROAD, GHATIYA, MP - 456550 - 456550
PH :9425067979.

GOTEGAON

1286. STANDARD MOTOCORP PVT LTD (BLY2-01-), JABALPUR ROAD, OPP. NEW KRISHI UPAJ MANDI, TEHSIL - GOTEGAON, DIST. -NARSINGHPUR. - 443 001
PH :7771003774.

GUNA

1287. PREM MOTORS PVT. LTD. (S301-01-), OPP R.T.O., A.B. ROAD, GUNA, - 473001
PH :268015.

GWALIOR

1288. PREM MOTORS PVT. LTD. (3003-01-), M. L. B. ROAD, GWALIOR., - 474002
PH :9926809803.

1289. PREM MOTORS PVT. LTD. (3005-01-), SHIVPURI LINK ROAD, GWALIOR - 474002
PH :9926809803.

1290. NIKUNJ MOTORS (3006-01-), GOLE KA MANDIR SQUARE, AIRPORT ROAD, GWALIOR, MADHYA PRADESH - 474005 - 474005
PH :9407067974.

HALALPURA - BHOPAL

1291. DAGA MOTORS (309-02-), KHASRA NO. 80/1/K, VILLAGE - HALALPURA, TEHSIL - HUZUR, DISTRICT - BHOPAL, MADHYA PRADESH. - 462030
PH :9109900365.

HANSA KHEDI

1292. KATHED MOTORCORP (SGI1-01-), MAIN DHARMAI ROAD, HANSA KHEDI (CHANDRAWATI GANJ), TEHSIL – SANWER, DISTRICT –INDORE, MADHYA PRADESH. - 453551
PH :9479952490.

HARDA

1293. INFINITY CARS (A UNIT OF FOUZDAR CARS PVT. LTD) (KM01-02-), NEAR RTO,INDORE HIGHWAY ROAD,HARDA MP - 461331
PH :8889284444, 8889282222.

HATOD

1294. OCEAN MOTORS PVT. LTD. (BVT1-01-), 726/6, INDORE-DEPALPUR MAIN ROAD, OPP. HP GAS AGENCY, HATOD DISTT. INDORE - 453111
PH :7389936477.

HATTA

1295. ADHINATH MOTORS (SKK1-01-), NEAR NAVODAYA SCHOOL, DAMOH ROAD, HATTA, DISTT. DAMOH (M.P.) - 470775. - 470775
PH :9009787562.

HOSHANGABAD

1296. INFINITY CARS (A UNIT OF FOUZDAR CARS PVT. LTD) (KM01-01-), 185, RAMJIBABA GROUND, HOSHANGABAD, MADHYA PRADESH - 461001
PH :8889282222.

ICHHAWAR

1297. RAJRUP MOTOR JUNCTION (A UNIT OF RMJ MOTORS PVT. LTD.) (CIK1-01-), SEHORE NADAN ROAD, NEAR SARASWATI SCHOOL, ICCHHAWAR, DISTRICT – SEHORE, MADHYA PRADESH. - 466115
PH :9399061645/ 9926516501.

INDERGARH

1298. PREM MOTORS (SPU1-01-), NEAR KHERAPATI GARDEN, INDERGARH, MP - 475675. - 475675
PH :9926809818.

INDORE

1299. PATEL MOTORS (INDORE) PVT. LTD. (5303-01-), 428/3/3, NIRANJANPUR, A B ROAD, INDORE - 452010
PH :99777-03609/99777-03512.
1300. RUKMANI MOTORS (P) LTD (5304-01-), 2-3, A.B. ROAD, INDORE - 452001
PH :99071-57890/90390-88702.
1301. PATEL MOTORS (INDORE) PVT. LTD. (5303-02-), 176/1, PIPLYA RAU, A.B. ROAD, INDORE - 452017
PH :99777-03512/99777-03260.
1302. RUKMANI MOTORS (P) LTD (5304-03-), NO. -4/5, MANORAMA GANJ, INDORE - 452001
PH :99071-57890/90390-88702.
1303. OCEAN MOTORS PVT. LTD. (5306-01-), PLOT NO.49, SCHEME NO.97, PART 4, COMMERCIAL MANDI, CAIT SQUARE, RING ROAD, INDORE, MP. - 452001
PH :6627500, 6627505.
1304. OCEAN MOTORS PVT. LTD. (5306-02-), NEAR QUEENS COLLEGE, ASHARAM BAPU ASHRAM, KHANDWA ROAD, INDORE - 452017
PH :6617505, 2877505.
1305. PATEL MOTORS (INDORE) PVT. LTD. (5303-03-), M.O.G. LINES, NEAR GANGWAL BUS STAND, DHAR ROAD, INDORE (M.P.) - 452006
PH :7314293919.
1306. OCEAN MOTORS PVT. LTD. (5306-03-), 171A, 174A, 175A, 180A, 181A, 82A, 182A, BRAJESHWARI EXTENSION, PIPLIYAHANA, INDORE - 452001
PH :9685333331, 7389936451.
1307. KATHED MOTOCORP(A UNIT OF KATHED MOTORS PVT. LTD.) (5307-01-), PLOT NO. 483/2/2, MAIN DHAR ROAD, NEAR CHANDAN NAGAR POLICE STATION, INDORE, MADHYA PRADESH. - 452002
PH :7471111132.
1308. RANA MOTORS (5308-01-), KHASRA NO. 293/2, 299/1, TEJPUR, GADBADI PUL, A.B. ROAD, INDORE. - 452009
PH :9109975566.
1309. PATEL MOTORS (INDORE) PVT. LTD. (5303-05-), SURVEY NO. 174/5 AND 174/6, PIPLIYA RAO, INDORE, MADHYA PRADESH. - 452012
PH :99777-03512/99777-03260.
1310. RUKMANI MOTORS (P) LTD (5304-04-), MANGAL COMPOUND, GODOWN NO. 11-12, VILLAGE 15/1, PIPLYA KUMAR, MR 11 RING ROAD, DEWAS NAKA, INDORE, MADHYA PRADESH. - 452010
PH :99071-57890/90390-88702.
1311. OCEAN MOTORS PVT. LTD. (5306-04-), PLOT NO. 142 AND 151, SCHEME NO. 97, PART-4, COMMERCIAL MANDI, NEAR CAT SQUARE, INDORE. - 452012
PH :7389936405.

1312. KTL AUTOMOBILES (5309-C1-), PLOT NO.5/R.C. SCHEME NO 134,MR 10,VILLAGE KHAJURANA, DIST INDORE-452010,MADHYA PRADESH - 452010
PH :6263455899.
1313. RUKMANI MOTORS (P) LTD-C4 (5304-05-), 109, BHAWRASLA NEAR PRATAP AUTO, FRONT OF VINAYAK TOL KANTE, SANWER ROAD, INDORE, PIN-453111, MADHYA PRADESH - 453111
PH :9109978301.

JABALPUR

1314. STANDARD MOTOCORP PVT LTD (5405-01-), OPPOSITE ALLAHABAD BANK,DELITE TALKIES ROAD,CIVIL LINES, JABALPUR - 482001
PH :4040405 / 4040406
07771003012
07771003374.
1315. SHUBH MOTORS (5403-01-), MAHANADDA, MADAN MAHAL ROAD, JABALPUR, MADHYAPRADESH - 482001
PH :9755545540.
1316. STANDARD MOTOCORP PVT LTD (5405-02-), DEENDAYAL CHECK, DAMOH NAKA, JABALPUR - 482002
PH :4038001
9301190205
7771006920.
1317. SHUBH MOTORS PVT LTD (5403-03-), 156/5/1, 156/3KA, 156/3KHA, 156/3GHA, BEHIND OM PETROLEUM, ADHARTAL TIRAHA, JABALPUR, MADHYA PRADESH - 482002
PH :9755595496.
1318. STANDARD MOTOCORP PVT LTD (5405-03-), CHIMNEY PLOT, MADAN MAHAL, NEAR GULZAR HOTEL, JABALPUR - 482001
PH :9303568517
9300006708.
1319. MAA GAYTRI (AGGARWAL) (5404-01-), MOUZA KARIMTA N.B. 497, P.H. NO 23/26, KHASRA NO. 497 & DIV. KHASRA NO. 484/6, DIV. SHEET NO 2, PLOT NO 63/1, JABALPUR-PATAN ROAD, JABALPUR. - 482002
PH :7489901021.
1320. STANDARD MOTOCORP PVT LTD (5405-04-), NEW WARD NO. 71, IN FRONT OF ORIENTAL COLLEGE, KATNI BYPASS, JABALPUR, MP. - 482003
PH :7800806222
9303568517.

JAORA

1321. PATEL MOTORS (INDORE) PVT. LTD. (P801-04-), SURVEY NO.57/11/1, RATLAM ROAD, RATLAM NAKA, OPP. KOTHARI AGRICO, INDUSTRIAL AREA, INFRONT OF ST. PAUL SCHOOL, JAORA, DISTT. RATLAM, MADHYA PRADESH - 457226
PH :243399, 7089901505, 9926932221.

JHABUA

1322. PATEL MOTORS (INDORE) PVT. LTD. (AAR1-01-), INDORE AHMEDABAD ROAD, MEGHNAGAR NAKA, JHABUA ,MADHYA PRADESH. - 456161
PH :9826634449.

JOBAT

1323. RUKMANI MOTORS (SOA1-01-), BYEPASS ROAD, OPPOSITE JP COLLEGE, JOBAT, MP – 457990 - 457990
PH :6262505181.

KARERA

1324. PREM MOTORS (SMO1-01-), GRAM - JHASI ROAD, KARERA, DISTRICT - SHIVPURI, MADHYA PRADESH - 473660. - 473660
PH :9926823596.

KATNI

1325. SHUBH MOTORS PVT LTD (FK01-01-), KHASRA NO.850, NH-7, JHINJARI, INFRONT OF POLICE STATION, JABALPUR ROAD, KATNI, MADHYA PRADESH - 483501
PH :9755515839.

KHANDWA

1326. NIMAR MOTORS PVT. LTD. (AU01-03-), BEFORE VIKAS UDYOG, INDORE ROAD, KHANDWA - 450001
PH :9575105697, 9669569496.

KHARGONE

1327. NIMAR MOTORS PVT. LTD. (AU01-01-), JETAPUR,SANAWAD ROAD,KHARGAONE, - 462026
PH :9669569504, 9669569496.
1328. NIMAR MOTORS PVT. LTD. (AU01-06-), PH. NO. 35, VILLAGE – DANAPUR, TEHSIL – KHARGONE, DISTRICT – KHARGONE, MADHYA PRADESH. - 451001
PH :7694011436, 9669569496.

KHATEGAON

1329. UNITARA (BxB2-01-), NEMAWAR-INDORE ROAD, KHATEGAON, M.P. - 455336 - 455336
PH :9993406993.

KOTMA

1330. SHUBH MOTORS (DO01-01-), WARD NO.7, ANNUPPUR KOTMA ROAD, DISTT. ANNUPUR, KOTMA (M.P.) - 484336
PH :9755581441.

KUKSHI

1331. OCEAN MOTORS PVT. LTD. (BIO1-01-), SURVEY NO.593/5/1, 593/6/1, BARWANI ROAD, TOLL KANTE KE PASS, TEHSIL-KUKSHI - 454331
PH :9090780030, 7389945443, 8085999990.

LAKHNADON

1332. KAMTHI MOTORS LLP (SCL1-01-), RANI DURGAVATI CHOWK, NH-7, WARD NO. - 05, JABALPUR ROAD, LAKHNADON, MADHYA PRADESH. - 480886
PH :9285506128.

MAHESHWAR

1333. NIMAR MOTORS (SHH1-01-), OPPOSITE DEVRAJ HOTEL, MAIN MANDESHWAR-DHAMNOD ROAD, MAHESHWAR, MP - 451224
PH :9669569504.

MAHIDPUR

1334. YUG CARS (A UNIT OF RUKMARANI CARS INDORE PVT. LTD) (CWN1-01-), 264/3, BHIMAKHEDA, MAHIDPUR, UJJAIN - 456443
PH :9109130402.

MAIHAR

1335. CITY CARS (UNIT OF AGARWAL WHEELS) (D702-04-), UNIT OF AGARWAL WHEELS PVT. LTD., NEAR RELIANCE PETROL PUMP, NH-7, REWA ROAD, MAIHAR (M.P.) - 485771
PH :7354252525.

MAJHAULI

1336. CITY CARS (SPN1-01-), WARD NUMBER 14, NAGAR PARISAD MAJHAULI, DIST. SIDHI (M.P) - 486666. - 486666
PH :7970003171.

MAJHOLI

1337. SHUBH MOTORS (STJ1-01-), INDRANA ROAD, SUHAJINI TIRAHA, MAJHOLI, MADHYA PRADESH - 483336
PH :911155580.

MANASA

1338. PATEL MOTORS (INDORE) PVT. LTD. (BZX1-01-), 982/1, RAMPURA ROAD, MANASA, DIST. NEEMUCH, MADHYA PRADESH. - 458110
PH :9644405368.

MANAWAR

1339. OCEAN MOTORS PVT. LTD. (BVS1-01-), NEAR SHANTIKUNJ COLONY, INDORE-MANAWAR MAIN ROAD, TEHSIL – MANAWAR, DISTRICT – DHAR. - 454335
PH :7389936477.

MANDLA

1340. STANDARD MOTOCORP PVT LTD (WD02-01-), KATARA ROAD, MANDLA, DIST. MANDLA MP - 481661
PH :260600,260622
9301090184
8959280989.

MANDSAUR

Dealer Network (AS ON 31.10.2023)

1341. PATEL MOTORS (INDORE) PVT. LTD. (WC01-01-), NEAR SHIVANA BRIDGE,RATLAM MANDSAUR ROAD,MANDSAUR - 458001 PH :07422-400450, 220372.	1350. JEEWAN MOTORS PVT. LTD. (CIN1-01-), KHASRA NO. 458, VILLAGE – RALA, TEHSIL – NASRULLAGANJ, DISTRICT – SEHORE, MADHYA PRADESH. - 466331 PH :9826017799, 8959900110.	1359. INFINITY CARS (A UNIT OF FOUZDAR CARS PVT. LTD) (CGB1-01-), HATHWAS TIRAHA, SHOBHAPUR ROAD, PIPARIYA, MADHYA PRADESH. - 461775 PH :8889285555, 8889282222.	1370. RANA MOTORS PVT LTD (CWX1-01-), S.NO. 356/3/1, OLD UJJAIN BYPASS ROAD, TALUKA SANWER, DIST.-INDORE, MADHYA PRADESH. - 453551 PH :9109975566.
1342. PATEL MOTORS (INDORE) PVT. LTD. (WC01-02-), BLOCK 'C', SHED-5, WARD NO. 1, INDUSTRIAL AREA, CITY - MANDSAUR, MADHYA PRADESH. - 458001 PH :07422-400450, 220372.	NEEMUCH 1351. PATEL MOTORS (INDORE) PVT. LTD. (P801-02-), MHOW-NEEMUCH ROAD,NEEMUCH(MP), - 458441 PH :9977703907.	PITHAMPUR 1360. PATEL MOTORS (INDORE) PVT. LTD. (5303-04-), 254-A, SECTOR-1, INDUSTRIAL AREA, PITHAMPUR, DISTT. DHAR. - 454775 PH :9826360699.	SATNA 1371. CITY CARS (UNIT OF AGARWAL WHEELS) (D702-05-), (A UNIT OF AGRWAL WHEELS PVT. LTD.), BESIDE BHASKAR PRESS, BEHIND MARUTI SHOWROOM, WARD NO 27, AMOUDHA KALA, PANNA ROAD, SATNA - 485001 PH :9754301199, 7354252525.
MANPUR 1343. PATEL MOTORS (INDORE) PVT. LTD. (BRL1-01-), KHASRA NO. 302/1/3, AB ROAD, MANPUR, DIST-INDORE - 453661 PH :9826360699.	NIWARI 1352. ADINATH MOTORS (SFC1-01-), ATKHASRA NO 2017/1, NEAR HDFC BANK MAIN ROAD, NIWARI, MADHYA PRADESH –472442. - 472442 PH :9009787562.	RAISEN 1361. RAJRUP MOTORS (RF03-01-), OPPOSITE S P OFFICE, NEAR ST. FRANCIS SCHOOL, VIDISHA ROAD, RAISEN, MADHYA PRADESH. - 464551 PH :7869755501.	SAUSAR 1372. KAMTHI MOTORS (SRX1-01-), BESIDE SAUSAR COTTON INDUSTRIES, CIVIL LINE, NAGPUR-CHHINDWARA ROAD, SAUSAR, DIST-CHHINDWARA, M.P. – 480106 - 480106 PH :9111535777.
MAUGANJ 1344. CITY CARS (SEY1-01-), NEAR SENGAR PETROL PUMP, CHACK MODE WARD NUMBER 03,NH 7 ,MAUGANJ, DISTT – REWA, MADHYA PRADESH – 486331. - 486331 PH :975301199.	PANDHURNA 1353. KAMTHI MOTORS (SFG1-01-), SHANKAR NAGAR, PANDHURNA, DIST. - CHHINDWARA, MADHYA PRADESH - 480334. - 480334 PH :9111535777.	1362. JEEWAN MOTORS (RF02-01-), WARD NO 14, PATANDEV, SAGAR ROAD, RAISEN, MADHYA PRADESH - 464551 PH :9826017799.	SEHORE 1373. JEEWAN MOTORS PVT. LTD. (302-02-), 869/1/2, OFFICERS COLONY,IN FRONT OF CHURCH GROUND,BHOPAL, INDORE ROAD - 466001 PH :2226400 9926009735.
MHOW 1345. OCEAN MOTORS PVT. LTD. (WA01-01-), A.B. ROAD, NEAR KISANGANJ POLICE STATION, MHOW - 453441 PH :7389936478, 266211.	PANNA 1354. CITY CARS (UNIT OF AGARWAL WHEELS) (EQ01-01-), KHASRA NO. 378, MOHAN RAJ VILAS CHOURAHA, BESIDE MOHAN RAJ HOTEL, CIVIL LINE NH-75, PANNA, MADHYA PRADESH . - 488001 PH :7354252525.	RAJGARH 1363. RUKMANI MOTORS (P) LTD (GKE1-01-), CHANDRA SHEKHAR AZAD MARG, NEAR TRIMURTI NAGAR, RAJGARH, DIST. - DHAR, MP. - 454116 PH :9755549200.	SENDHWA 1374. NIMAR MOTORS PVT. LTD. (CIH1-01-), KHASRA NO. 288/10 AND 287/14, HALKA NO. 11, VARLA ROAD, SENDHWA, TEHSIL – SENDHWA, DISTRICT – BARWANI, MADHYA PRADESH. - 451668 PH :7694011408, 9669569496.
MORENA 1346. PREM MOTORS PVT. LTD. (RG01-01-), NEAR SALES TAX BARRIER SQUARE, AB ROAD MORENA - 476001 PH :9926002791.	PARASIA 1355. KAMTHI MOTORS LLP (GKF1-01-), KHIRSADOHMAL, PARASIA, CHHINDWARA, MP - 480441 PH :9285506109.	RATLAM 1364. PATEL MOTORS (INDORE) PVT. LTD. (P801-01-), 76 C.D&E,INDUSTRIAL AREA,RATLAM - 452001 PH :99269-32221/93404-31858.	SEONI 1375. KUNAL MOTORS (U501-05-), JYARAT NAKA, JABALPUR NAGPUR ROAD, SEONI (M.P.) - 480661 PH :8349999269.
NAGDA 1347. YUG CARS (A UNIT OF RUKMARANI CARS INDORE PVT. LTD) (CHR2-01-), PLOT NO. 17, STATE HIGHWAY NO.17, INDIRIYA ROAD, NAGDA, DISTRICT – UJJAIN, MADHYA PRADESH. - 456335 PH :9755044300/9755512100.	PATAN 1356. MAA GAYATRI (SHP1-01-), BESIDE KRISHI UPAJ MANDI, PATAN, PIN-483119, MADHYA PRADESH - 483119 PH :9770415141.	1365. PATEL MOTORS (INDORE) PVT. LTD. (P801-03-), 181/17/18,DOSHI GOAN,INDUSTRIAL AREA JAORA ROAD,RATLAM - 457001 PH :99269-32221/93404-31858.	SEONI MALWA 1376. INFINITY (SRW1-01-), NEAR AXIS BANK, SEONI MALWA, MP - 461223 - 461223 PH :8889281113.
NARAYANGARH 1348. PATEL MOTORS (SFN1-01-), 1742/11, NARAYANGARH, TEHSIL - MALHARGARH, DISTRICT- MANDSAUR, MADHYA PRADESH. - 458553 PH :9977703907.	PAWAI 1357. CITY CARS (UNIT OF AGARWAL WHEELS) (SIX1-01-), NEAR ETORI PETROL PUMP, PANNA ROAD, PAWAI, DIST. – PANNA, MP- 488446 PH :9754301199.	REWA 1366. CITY CARS (UNIT OF AGARWAL WHEELS) (D702-03-), NYPASS CHURHATA,DIST. REWA - 482001 PH :7354252525.	SHADOL 1377. SHUBH MOTORS (MF01-01-), JAMUA, NEAR GYAN GUPTA,BUDHAR ROAD,SHADOL - 484771 PH :9755595423.
NARSINGHPUR 1349. STANDARD MOTOCORP PVT LTD (BB02-01-), KH. NO. 82/44 & 83/44, NB NO.519, PC NO. 19(42), OLD 46 (NEW) MOUZA RONSRA R.J.M. 2, TEHSIL & DISTRICT – NARSINGHPUR, MADHYA PRADESH. - 487001 PH :232757 9303513711.	PETLAWAD 1358. PATEL MOTORS (INDORE) PVT. LTD. (CJD1-01-), NEAR H. P. PETROL PUMP, MANDLA ROAD, PETLAWAD, DISTRICT – JHABUA, MADHYA PRADESH. - 457773 PH :9111160868.	SADALPUR 1368. OCEAN MOTORS (SPS1-01-), JAIN SHRI SUPER MARKET, SERVICE ROAD, MHOW- NEEMUCH ROAD, SADALPUR, DISTRICT DHAR (M.P) - 454001. - 454001 PH :7389936423.	SHAHPURA 1378. STANDARD MOTOCORP PVT LTD (CRD2-01-), KHASRA NO.172/3, BHERAV MATA MANDIR NEAR TOLL NAKA MAIN ROAD, JABALPUR NARSINGHPUR ROAD, SHAHPURA - 483119 PH :7771000392.
NASRULLAGANJ	PIPARIYA	SAGAR 1369. ADINATH CARS PRIVATE LIMITED (G102-01-), STATION ROAD, TILAK GANJ, SAGAR (M.P.) - 470001 PH :9009780030.	SHAJAPUR
		SANWER	

1379. UNITARA (RH03-01-), LAL GHATI, A B ROAD, SHAJAPUR, MP - 465001
PH :9993406993.

SHAMGARH

1380. PATEL MOTORS (INDORE) PVT. LTD. (BFZ1-01-), KHASRA NO. 1179/1, MOHALLA MAROTH, TEHSIL – SHAMGARH, DISTRICT – MANDSAUR, MADHYA PRADESH - 458883
PH :9753088222.

SHIVPURI

1381. PREM MOTORS PVT. LTD. (3003-04-), A B ROAD,SHIVPURI, - 473551
PH :9926809976.

SHUJALPUR

1382. UNITARA (BGP2-01-), KISHONI, OPPOSITE HP FUEL STATION, SHUJALPUR, M.P - 465333 - 465333
PH :9975650883.

SHYAMPUR

1383. DAGA MOTORS (SJK1-01-), NEAR MAHADEV RESTAURANT, NH-12, SHYAMPUR, DISTRICT – SEHORE, MADHYA PRADESH - 466651 - 466651
PH :7909997570.

SIDHI

1384. CITY CARS (UNIT OF AGARWAL WHEELS) (BKM1-01-), ADHIYAR KHOH, NEAR GYAN DHARAMKATA, SIDHI, MADHYA PRADESH. - 486661
PH :9754301199, 7354252525.

SIHORA

1385. SHUBH MOTORS PVT. LTD. (CIG1-01-), KHASRA NO. 31/1, P.H – 11, MOUZA – GHAT SIMARIYA, TEHSIL – SIHORA, DISTRICT – JABALPUR, MADHYA PRADESH., - 483440
PH :9755099971, 9752546255.

SILWANI

1386. RAJRUP (SRP1-01-), MAHAVIR COLONY, SAI KHEDA ROAD, SILVANI, DIST. RAISEN, MP - 464886 - 464886
PH :9174000501.

SIMROL

1387. RUKMANI MOTORS (BZV2-01-), AMRIT SAGAR COLONY, SIMROL, DIST. - INDORE, MADHYA PRADESH - 452020 - 452020
PH :9109978301.

SINGHOLI

1388. PATEL MOTORS (SEQ1-01-), BEGHU CHITTORGARH ROAD, SINGOLI, NEEMUCH, MP – 458228 - 458228
PH :9977703907.

SIRONJ

1389. RAJRUP MOTOR JUNCTION (A UNIT OF RMJ MOTORS PVT. LTD.) (CVM1-01-), OPPOSITE BALAJI DHAM, LINK ROAD, SIRONJ, MADHYA PRADESH. - 464228
PH :7909997585.

SITAMAU

1390. PATEL MOTORS (SLL1-01-), MAUKHEDA, TEHSIL - SITAMAU, DISTRICT - MANDAU, MADHYA PRADESH - 458990 - 458990
PH :9826360699.

TARANA

1391. YUG CARS (A UNIT OF RUKMARANI CARS INDORE PVT. LTD) (CHQ2-01-), HOUSE NO. 1/6, WARD NO. 10, TOTLA MARG, TARANA-UJJAIN ROAD, TARANA, MADHYA PRADESH. - 456665
PH :9893563031/9755512100.

TENDUKHEDA

1392. STANDARD MOTOCORP PVT LTD (CRC2-01-), KHASARA NO. 4916, MOUZA – TENDUKHEDA, DISTRICT – NARSINGHPUR. - 470880
PH :7771014773.

THIKRI

1393. NIMAR CAR (SED1-01-), OPPOSITE OF SHREE BALAJI TYRE SALES & SERVICE, SHREE NAGAR, THIKRI, MADHYA PRADESH –451660. - 451660
PH :9109202186.

TIKAMGARH

1394. ADINATH CARS PRIVATE LIMITED (RE02-01-), NEAR NEW BUS STATION, OPPOSITE OF BANKE BIHARI COLONY, MAURANIPUR ROAD,TIKAMGARH, MADHYA PRADESH - 472001
PH :9200888454.

UDAIPURA

1395. JEEWAN (SCI1-01-), WARD NO 3, NH-12, UDAIPURA, DIST. - RAISEN, MADHYA PRADESH - 464770
PH :9826017799.

UJJAIN

1396. YUG CARS (A UNIT OF RUKMARANI CARS INDORE PVT. LTD) (3W03-01-), SURVEY NO. 59/3, DEWAS ROAD,UJJAIN - 456010
PH :0734-2524002, 9755512100.

1397. YUG CARS (3W03-02-), 54/3/2, AGAR NAKA, NEAR VARDHAN HOTEL, MAKODI AAM CHAURAHIA, INDIRA NAGAR, UJJAIN, MADHYA PRADESH. - 456001
PH :9425067979.

UMARIA

1398. SHUBH MOTORS (5403-04-), 8/2 GRAM BHAGRA, KIRANTAL KHURD, UMARIA DISTRICT UMARIA (MADHYA PRADESH) - 484661
PH :9755502682.

VIDISHA

1399. DAGA MOTORS (A UNIT OF DAGA HEIGHTS) (AY02-01-), PLOT NO 59/1, VILLAGE RANGAI, VIDISHA, MADHYA PRADESH - 464001
PH :9109900374.

VIDISHA

1400. RAJRUP (AY03-01-), UDAYNAGAR COLONY, NEAR OIL FACTORY, SAGAR ROAD, VIDISHA, DISTRICT-VIDISHA (M.P.) - 464001 - 464001
PH :7869755501.

WAIDHEN

1401. CITY CARS (UNIT OF AGARWAL WHEELS) (D702-02-), NEAR VIJAY BANDHU PETROL PUMP, KACHANI, THE, WAIDHEN, DISTRICT, SINGRAULI, MADHYA PRADESH - 486886
PH :7354252525.

MAHARASHTRA

AHMEDNAGAR

1402. KANKARIYA AUTOMOBILES PVT. LTD. (A501-01-), SARDA MILLS, SAVEDI ROAD,AHMEDNAGAR, MAHARASHTRA - 414001
PH :7410024227.

1403. KANKARIYA AUTOMOBILES PVT. LTD. (A501-05-), MIDC, AHMEDNAGAR - 414003
PH :7447700029.

AJARA

1404. SAI SERVICE PRIVATE LIMITED (CIR1-01-), GAT NO. 30, PLOT NO. 24, GP MILKAT NO. 906/3, NEAR MAYUR PETROL PUMP, AJARA, DISTRICT – KOLHAPUR. - 416505
PH :7776837717, 9673331977.

AKLUJ

1405. CHAVAN MOTORS DIVISION INDIA PVT LTD (B102-04-), PLOT NO. 15/3-A, PANCHVATI STOP,MALINAGAR ROAD,AKLUJ - 413101
PH :0217-223033/8805968648.

AKOLA

1406. KHANDELWAL AUTOWHEELS PVT. LTD. (F101-01-), TIRUPATI CHAMBERS,CONVENT ROAD,AKOLA - 444005
PH :9767892552/9112220551.

1407. KHANDELWAL AUTOWHEELS PVT. LTD. (F101-02-), PLOT NO E/12-13-MIDC PHASE-2, AKOLA - 444001
PH :9767892552/9112220551.

AKOT

1408. KHANDELWAL AUTO (SMN1-01-), PLOT NO 18 & 19, SURVEY NO 600/3, AKOT – AKOLA ROAD, AKOT, AKOLA (MAHARASHTRA) - 444101 - 444101
PH :9112220551, 9767892552.

ALEPHATA

1409. KOTHARI AUTO WHEELS PVT LTD (CSZ2-01-), GAT NO.446, MATOSHRI PRIDE, NEAR SADHANA BANK, KALYAN ROAD, A/P – ALEPHATA, TALUKA – JUNNAR, DISTT. PUNE, PIN-412411 - 412411
PH :8421753278.

ALIBAG

1410. SIMRAN MOTORS PVT. LTD. (7S01-05-), SURVEY NO. 30/1, OPP. RCF COLONY, VILLAGE – VESHVI, ALIBAG, DISTRICT – RAIGAD, MAHARASHTRA - 402201
PH :9223161512, 9270888786.

AMALNER

1411. MANRAJ MOTORS (EL01-01-), PRASAD MOTORS, RAVI NAGAR, NEAR NAYARA PETROL PUMP, DHULE ROAD, AMALNER, DIST.JALGAON-425401. - 425401
PH :#N/A.

AMBERNATH

1412. AHER AUTOPRIME LLP (COP1-01-), PLOT NO-24,26,27/17, MIDC, KALYAN-BADLAPUR ROAD, VILLAGE - KOHOJ, KHUNTLAVI, AMBERNATH - 421501
PH :8422871720.

AMRAVATI

1413. ASPA BANDSONS AUTO PVT. LTD. (F201-01-), SATURNA BADNERA ROAD,AMRAVATI,MAHARASHTRA. - 444607
PH :9423123665.

1414. ASPA BANDSONS AUTO PVT. LTD. (F201-05-), A1/A2, OLD BY PASS ROAD, MIDC, AMRAVATI, DIST: AMRAVATI, MAHARASHTRA. - 444607
PH :9423339601.

APTA

1415. K.T.S. AUTOMOTORS PVT. LTD. (582-01-), VILLAGE: APTA, OPP. APTA RAILWAY STATION, LADIWALI, DIST: RAIGAD, PANVEL (MAHARASHTRA) - 410207
PH :9420611356/94206611326.

ARVI

1416. SEVA AUTOMOBILES (SMF1-01-), PLOT NO-7, SURVEY NO-32/7, MAUZA -AHMADNAGAR, WARDHA ROAD, NAGAR PARISHAD-ARVI, TEHSIL-ARVI, DIST-WARDHA - 442201
PH :8484988769.

AURANGABAD

1417. AUTOMOTIVE MANUFACTURERS PVT. LTD. (2102-01-), PLOT NO. 1,P.B.NO. 716,CHIKALTHANA,AURANGABAD - 431210
PH :9158000046.

Dealer Network (AS ON 31.10.2023)

1418. PAGARIYA AUTO PVT. LTD. (2103-01-), OPP. OLD HIGH COURT, NEAR HOTEL ASHOKA EXECUTIVE, JALANA ROAD, AURANGABAD - 431005 PH :02406659902.	BHIGWAN 1428. MAHALAXMI AUTO (SMP1-01-), GAT NUMBER-342, NEXT TO HOTEL SAGAR, PUNE-SOLAPUR HIGHWAY, BHIGWAN - 413130. - 413130 PH :9922979653.	CHIPLUN 1438. JAGRUT MOTORS PVT LTD (9A01-01-), SURVEY NO-543, NH-17, MUMBAI-GOA HIGHWAY,AT-KALAMBASTE,TAL-CHIPLUN, DIST-RATNAGIRI,MAHARASHTRA - 415605 PH :7083687172/8308917693.	1447. ARYA CARS (UNIT OF BARBATE AUTOMOTIVE (I) PVT. LTD) (2K02-01-), PLOT NO. 10, GANESH NAGAR, MUL ROAD, GADCHIROLI, MAHARASHTRA - 442702 PH :8669929188.
1419. AUTOMOTIVE MANUFACTURERS PVT. LTD. (2102-03-), C-27,MIDC, CHIKALTHANA , N/R LUPIN LABORATORIES, AURANGABAD, MAHARASHTRA - 431006 PH :9158000059.	BHOR 1429. SEHGAL AUTORIDERS PVT. LTD. (BSV1-01-), GUT NO. 929/1, UTTROLI, BHOR, TALUKA - BHOR, DISTRICT - PUNE, MAHARASHTRA. - 412206 PH :9527771016.	CHOUK 1439. SIMRAN MOTORS (SNK1-01-), SIMRAN MOTORS PVT LTD STOCKYARD , AT WAVANDAL ,SURVEY NO- 62/2A POST- CHOWK, NEAR ARUN HOTEL ,MUMBAI-PUNE HIGHWAY, TALUKA - KHALAPUR, DISTRICT - RAIGAD - 410206 PH :8691988895.	GADINGLAJ 1448. SAI SERVICE PRIVATE LIMITED (3802-04-), 581/75, PLOK NO-12, SANKSHWAR ROAD, OPP. HOTEL NEELKAMAL, TAL. GADINGLAJ - 416502 PH :02327-222239.
1420. PAGARIYA AUTO PVT. LTD. (2103-05-), GAT NO. 46, PLOT NO. 50, NEAR MASTER COOK RESTAURANT (KAILASH HOTEL) BEED BYPASS ROAD, AURANGABAD, MAHARASHTRA - 431005 PH :9860999484/9860999468.	BHUSAWAL 1430. MANRAJ AUTO (C401-02-), NATIONAL HIGHWAY 6, NEAR KHADKA ROAD CROSSING, BHUSAWAL 425201. - 425201 PH :9422867242.	DAHANU 1440. SAI SERVICE PRIVATE LIMITED (V901-03-), DAHANU-JAWAHAR ROAD, DAHANU(E), TAL-DAHANU, DIST. TAHNE - 401602 PH :9730302821/9167980005/9594952211.	GONDIA 1449. ARYA CARS (UNIT OF BARBATE AUTOMOTIVE (I) PVT. LTD) (2004-02-), ITI ROAD,NR. FULCHUR NAKA,OPP LAXMI FLOUR MILL,GONDIA - 441601 PH :8888837023/8888859487.
1421. PAGARIYA AUTO PVT. LTD. (2103-06-), PLOT NO.A-35 MIDC, NEAR MAIN RAILWAY STATION, AURANGABAD - 431001 PH :8408886768/7387279311.	BOISAR 1431. SHIVAM AUTO ZONE (ES02-01-), PLOT NO. J-240, MIDC ROAD, BOISAR, TARAPUR INDUSTRIAL, MUMBAI, PIN-401501, MAHARASHTRA - 401501 PH :8082551155.	DAPOLI 1441. JAGRUT MOTORS PVT LTD (G301-06-), AT/POST-DAPOLI, DAPOLI-KHED ROAD,DAPOLI,DIST RATANAGIRI - 415712 PH :8308816572/7447752372.	GUHAGUR 1451. JAGRUT MOTORS PVT LTD (BJV1-01-), SURVEY NO. 23A, SHRUNGALTALI, GUHAGAR-CHIPLUN ROAD, GUHAGAR, RATNAGIRI, MAHARASHTRA - 415703 PH :7218548798/7447752072.
BADLAPUR 1422. PRAKASH AUTO PVT. LTD. (9001-01-), SHOP NO. 2, S. NO. 16, PLOT NO. 25 & 26, KRISHNA WATER SUPPLY, OPP. INDIAN OIL PETROL PUMP, MIDC ROAD, KATRAP, BADLAPUR (EAST) - 421503 PH :8655791288/9870453155.	BRAMHAPURI 1432. TRISTAR CARS PVT LTD (H302-02-), 185, NAVEGAON, NEAR VIDYANIKETAN SCHOLL, WADSA ROAD, BRAHPURI, DIST: CHANDRAPUR, MAHARASHTRA - 441206 PH :7745883000.	DHAMANGAON 1442. ASPA (SFZ1-01-), RAMDEVBABA NAGAR, ANJANSINGH ROAD, DHAMANGAON RAILWAY, DIST- AMRAVATI - 444709 PH :9850333558.	HINGANGHAT 1452. SEVA AUTOMOTIVE PVT. LTD. (CDZ1-01-), PLOT NO. P-1, HINGANGHAT INDUSTRIAL AREA, NH-7, AJANTI, HINGANGHAT, TALUK - HINGANGHAT, DISTRICT - WARDHA, MAHARASHTRA. - 442301 PH :7722067843.
BALLARPUR 1423. TRISTAR CARS (H302-04-), PLOT NO.11, BEHIND ZAWERI PETROL PUMP, NEAR GURU NANAK COLLEGE, ALLAPALLI ROAD, BAMNI, TAH. BALLARPUR - DIST. - 442701 PH :7447473304.	BULDHANA 1433. MANRAJ MOTORS PVT LTD (COU1-01-), GAT NO. 84, PLOT NO. 11, SUNDERKHED, BULDHANA, MAHARASHTRA. - 443 001 PH :7875051521.	DHULE 1443. SEVA AUTOMOTIVE LTD. (P301-01-), GATE NO. 90,AWADHAN,MUMBAI AGRA ROAD,DHULE - 424001 PH :02562-281128/29.	HINGOLI 1453. PAGARIYA AUTO PVT. LTD. (IF03-01-), PLOT NO.5,7 & 8, SURVEY NO.29/2, AKOLA BY PASS ROAD, HINGOLI. - 431513 PH :8411961177.
BARAMATI 1424. MAHALAXMI AUTOMOTIVES PVT. LTD. (7R01-01-), BARAMATI-PHALTAN RD., KASBA, BARAMATI, DIST. PUNE - 413102 PH :9881370310.	CHALISGAON 1434. MANRAJ MOTORS PVT LTD (AAE1-01-), SL. NO 406, PLOT NO. 2, NEAR HOTEL RANI PARK, DHULE ROAD, CHALISGAON, DIST: JALGAON, MAHARASHTRA. - 424101 PH :8408889861.	DINDORI 1444. AUTOMOTIVE MANUFACTURERS PVT. LTD. (AAF1-01-), S.NO.753, NEAR PANDAV PETROL PUMP,NASIK DINDORI ROAD, TAL. DINDORI, DISTT. NASIK - 422202 PH :9673000822.	HUPARI 1454. SAI SERVICE PRIVATE LIMITED (CIQ1-01-), GAT NO 925/8K/2, PLOT NO.7, HUPARI TO YALGUD ROAD, HUPARI, TAL-HATKANANGALE, DISTRICT - KOLHAPUR. - 416203 PH :9923208454.
BARSHI 1425. CHAVAN MOTORS DIVISION INDIA PVT LTD (BBAI-01-), GAT NO.1407/1, LATUR ROAD, NEAR ESSAR PETROL PUMP, BARSHI. - 413401 PH :0217-229666/8378983726.	CHANDGAD 1435. SAI SERVICE PRIVATE LIMITED (BTF1-01-), GAT NO.360, G.P.M NO.157, A/P HALKARNI TALUKA CHANDGAD, DISTT. KOLHAPUR, MAHARASHTRA. - 416507 PH :9673339103.	DOMBIVALI 1445. AUTOMOTIVE MANUFACTURERS PVT. LTD. (3901-02-), PLOT NO. B-43, PHASE-1,DOMBIVALI INDUSTRIAL AREA, DOMBIVALI,DISTT-THANE, MAHARASHTRA. - 421201 PH :8879050913/9769206095/9769206101.	ICHALKARANJI 1455. SAI SERVICE PRIVATE LIMITED (4D01-01-), GATE NO. 107,KOLHAPUR ROAD,KABNOOR,ICHALKARANJI - 416122 PH :0230-2425282.
BEED 1426. PAGARIYA AUTO PVT. LTD. (V602-01-), GUT NO. 61, VILLAGE - GHOSAPURI, TALUKA AND DISTRICT - BEED, MAHARASHTRA. - 431122 PH :9834161614/02442256058/02442256056/02442256057/.	CHANDRAPUR 1436. TRISTAR CARS PVT LTD (H302-01-), NR. HOTEL KUNDAN PLAZA,NAGPUR ROAD,CHANDRAPUR - 442401 PH :7722068612.	DONDIA 1446. FORT POINT AUTOMOTIVE (CARS) PVT. LTD. (3906-02-), SURVEY NO.13, NEAR PIMPLESHWAR TEMPLE, OPP. MAHANAGAR CNG PUMP, KALYAN-SHILPHATA ROAD, MANGOAN, SONARPADA, DOMBIVLI EAST. - 421203 PH :8422800740, 8422978490.	INDAPUR 1456. MAHALAXMI AUTOMOTIVES PVT. LTD. (7R01-02-), STATE HIGHWAY NO. 151, INDAPUR - 412219 PH :8308807314.
BHANDARA 1427. AUTOMOTIVE MANUFACTURERS PVT. LTD. (2001-03-),JINDAL'S BLDG, NEAR NAVKAR PETROL PUMP, SAINATH NAGAR, NH-6, BHANDARA - 441904 PH :7030932330/9673004280.	CHANDRAPUR 1437. TRISTAR CARS PVT LTD (H302-03-), NAGPUR ROAD, CHANDRAPUR - 442401 PH :7722068603.	GADCHIROLI	

ISLAMPUR

1457. CHOWGULE INDUSTRIES PVT. LTD. (PJ02-01-), GATE NO.905A/3, NEAR BOMBAY RAYAN, PUNE-BANGALOE HIGHWAY (NH-4), ISLAMPUR TALUKA : WALVA, DIST:SANGLI - 415409 PH :02342-225757.

JALGAON

1458. MANRAJ MOTORS PVT LTD (C401-01-), AJINTA ROAD, MIDC INDL AREA, JALGAON - 425003 PH :0257-2212120.

JALNA

1459. AUTOMOTIVE MANUFACTURERS PVT. LTD. (2102-02-), PLOT NO. 4 & 5. CTS NO. 1142714-A. BALAJI COMPLEX, JALNA-AURANGABAD ROAD, JALNA. - 431203 PH :9158000063.

JATH

1460. CHOWGULE INDUSTRIES PVT. LTD. (J102-05-), PLOT NO. 12, SAWANT ESTATE, MORE COLONY, OPP. CATTLE BAZAR, SATARA ROAD, JATH, DISTRICT SANGLI, MAHARASHTRA - 416404 PH :02344-246598.

1461. SIDHI WHEELS (BLX1-01-), GAT NO- 277/1B, POST-RAMPUR, JATH-SANGLI ROAD, TALUKA- JATH, DISTRICT-SANGLI - 416404 PH :8956454526.

JAYSINGPUR

1462. SAI SERVICE PRIVATE LIMITED (ASA1-01-), GATE NO. 1239, NEAR ACHRYA TULSI BLOOD BANK, A/P UDGAON(JAYSINGHPUR), TALUKA-SHIROL, DIST: KOLHAPUR - 416134 PH :9673339762.

JEJURI

1463. EXCELL AUTO VISTA (SKY1-01-), GAT NO - 224, AT POST-SAKURDE, JEJURI, TALUKA-PURANDHAR, DISTRICT-PUNE, PIN-412303 - 412303 PH :9146052651.

KALWAN

1464. SHAAN CARS PRIVATE LIMITED (BNW1-01-), GAT NO. 189, PLOT NO. 7, MALEGAON ROAD, A/P KALWAN, NASHIK. - 423501 PH :9075028780, 9689003988.

KALYAN

1465. AHER AUTOPRIME LLP (CFV1-01-), SURVEY NO.53 & 54, HIND MILL, OPPOSITE STATE BANK OF INDIA, ANDHARWADI ROAD, KALYAN, MUMBAI - 421301 PH :9819705444/8657402204/9769927505.
1466. AHER AUTOPRIME LLP (CFV1-02-), SURVEY NO.31B,MOHANE ROAD ,NEAR SHAHAD RAILWAY STATION,SHAHAD ,KALYAN. - 421103 PH :8422871720/8657402204/9833993076.

KAMSHET

1467. SEHGAL AUTO (CEA1-01-), AT NAYGAON, POST KAMSHET, TALUKA MAVAL, DISTRICT PUNE, MAHARASHTRA (410405) - 410405 PH :8888881358.

KANKAVALI

1468. JAGRUT MOTORS PVT LTD (G301-05-), PLOT NO.32-33,SURVEY NO.-1886/1,,MUMBAI-GOA HIGHWAY (NH-17),JANAVLI,KANKAVLI,MAHARASHTRA - 416002 PH :7499051071/9021095805.

KARAD

1469. CHOWGULE INDUSTRIES PVT. LTD. (F303-02-), 112/3, PUNE-BANGALORE ROAD, NEAR RELIANCE GAS PUMP, A/P MALKAPUR, TAL. KARAD, DISTT. SATARA - 415110 PH :9922569835.

KARJAT

1470. SIMRAN MOTORS PVT. LTD. (7S01-03-), PANVEL-KARJAT ROAD, KARJAT, DIST. RAIGAD - 410201 PH :8691988895, 8108181978.

1471. KANKARIYA AUTOMOBILES PVT. LTD. (GJV1-01-), KARJAT-NAGAR ROAD, KARJAT, MAHARASHTRA - 414402 PH :9890843771.

KARMAD

1472. PAGARIYA (CEB1-01-), GAT NO-245, BHAKTI COMPLEX, BEHIND BHARAT PETROL PUMP, AURANGABAD ROAD, KARMAD - 431007. - 431007 PH :7575077181 / 9687668929.

KARMALA

1473. CHAVAN MOTORS DIVISION INDIA PVT LTD (GJQ1-01-), GAT NO. 105, SURVEY NO. 3961, KARMALA-NAGAR ROAD, A/P. KARMALA, TALUKA - KARMALA, DIST.-SOLAPUR. - 413202 PH :8806665691.

KAVATE MAHANKAL

1474. CHOWGULE INDUSTRIES PVT. LTD. (SC02-01-), MAHANKALI BAAZAR, KAVATE MAHANKAL-JAT ROAD, KAVATE MAHANKAL, SANGLI, MAHARASHTRA - 416405 PH :02341-222102.

KHAMGAON

1475. MANRAJ MOTORS PVT LTD (BXU1-01-), GAT NO 41, OLD SURVEY NO. 12/1A, NEAR AMRUT PETROL PUMP, AKOLA ROAD, KHAMGAON , MAHARASHTRA - 444303 PH :07623-250002/3.

KHANAPUR (SANGLI)

1476. CHOWGULE INDUSTRIES LTD (SNM1-01-), KHANAPUR VITA ROAD, KHANAPUR, TAL-KHANAPUR, DIST-SANGLI - 415307 PH :9767899653.

KHARGHAR

1477. EXCELL AUTOVISTA PVT LTD (AAC1-01-), SURVEY NO.742/439, KOPRA VILLAGE, SECTOR-10, SION-PANVEL HIGHWAY, KHARGHAR, DIST. RAIGAD - 410210 PH :7686703638 / 9594153308 / 8422991300 / 9320357300.

KHED

1478. JAGRUT MOTORS (COR1-01-), GAT NO - 43/B, MAUZA-BHARNE NAKA, TALUKA-KHED, DIST-RATNAGIRI. - 415709 PH :9689533472.

KHOPOLI

1479. KIRAN MOTORS (9C02-01-), PLOT NO-68, VILLAGE-MULGAON, KHOPOLI INDUSTRIAL ESTATE, KHOPOLI, TALUKA-KHALAPUR DIST-RAIGARH - 410204 PH :8976791922, 8976791920.

KOLHAPUR

1480. SAI SERVICE PRIVATE LIMITED (3802-01-), PLOT NO. 1, E WARD, BEHIND PARVATI TALKIES, SHIVAJI UDYAMNAGAR, KOLHAPUR - 416008 PH :0231-2661676.

1481. SAI SERVICE PRIVATE LIMITED (3803-01-), C-6, SHIROLI MIDC, MENON OPP MENON PISTONS,NH-4, KOLHAPUR - 416122 PH :0230-2468376.

1482. SAI SERVICE PRIVATE LIMITED (3802-06-), R S NO. 1018/1, PLOT NO. 28, APATE NAGAR, KALAMBA RING ROAD, KOLHAPUR, MAHARASHTRA - 416012 PH :0231-2329494.

1483. KR MOTORS KOLKOHUR PVT LTD (3804-01-), PLOT NO. 216/2, 216/3, 216/5, NH-4, GOKUL SHIRGAON, KOLHAPUR. - 416234 PH :9850500550, 7447755504.

KONGAON

1484. PRAKASH AUTO PVT. LTD. (3903-02-), SURVEY NO.126/127,98/38,AT & POST KONGAON, - 421302 PH :9702809668/9870453155.

KOPARGAON

1485. SHAAN CARS PRIVATE LIMITED (COV1-01-), SURVEY NO. 15/36 GAWARE PATIL ESTATE, NAGAR MANMAD HIGHWAY, NEAR ASHOKA HOTEL, KOPARGAON. - 423 601 PH :9075028780.

KOREGAON BHIMA

1486. SAI SERVICE (BUO1-01-), GAT NO-373, VILLAGE-KOREGAON BHIMA, TALUKA-SHIRUR, DIST-PUNE. - 415501 PH :7774997005.

KUDAL

1487. JAGRUT MOTORS PVT LTD (9B01-01-), SURVEY NO. 50/5, 51/5, A/P PINGULI, TEMBHURI, TALUKA – KUDAL, DISTRICT – SINDUDURG, MAHARASHTRA - 416520 PH :8806664572/8208965235.

KUDITRE

1488. SAI SERVICE (SRV1-01-), KUDITRE FACTORY PHATA, A/P –KOPARDE, TALUKA-KARVEER, DIST-KOLHAPUR-416205. - 416205 PH :9923208460.

KURUDWADI

1489. CHAVAN MOTORS DIVISION INDIA PVT LTD (CUF1-01-), GAT NO :256, BYPASS ROAD, A/P KURDA, TALUKA-MADHA, DISTT. SOLAPUR. - 413208 PH :8806665691.

KURUNDWAD

1490. SAI SERVICE PVT. LTD. (BHO1-01-), GAT NO. 250, AT POST - KURUNDWAD, TALUKA - SHUROO, DIST.-KOLHAPUR. - 416106 PH :9673339965.

LANJA

1491. JAGRUT MOTORS (SER1-01-), GAT NO-663, TALUKA-LANJA, DIST - RATNAGIRI, MAHARASHTRA -416701 - 416701 PH :8108718346.

LASALGAON

1492. SHAAN CARS PRIVATE LIMITED (BZM1-01-), PLOT NO. 337, LASALGAON MAIN ROAD, LASALGAON, TALUKA – NANDGAON, DISTRICT – NASHIK. - 422306 PH :9075028780, 7720094874.

LATUR

1493. AUTOMOTIVE MANUFACTURERS PVT. LTD. (V801-01-), CITY SURVEY NO. 2960, NANDED ROAD, OPP. TRIPATHI LODGE, LATUR - 413512 PH :9607999095.

1494. AUTOMOTIVE MANUFACTURERS PVT. LTD. (V801-02-), PLOT NO. 28, 29, 30, SURVEY NO. 36, VARVATTI VILLAGE, LATUR - BARSHI ROAD, LATUR - 413512 PH :9607999091/9607999092/9607999093/9607999094

LONAVALA

Dealer Network (AS ON 31.10.2023)

1495. SEHGAL AUTORIDERS PVT. LTD. (CGA1-01-), GATE NO. 120/11, VILLAGE – WAKSAI, TALUKA – MAVAL, LUNAVALA, DISTRICT – PUNE, MAHARASHTRA. - 410405 PH :89753 73431.	1504. SUPREME AUTOMOBILES (3915-01-), BRILLIANT COMPLEX, WESTERN EXPRESS HIGHWAY, MIRA ROAD, THANE- 401107. - 401107 PH :8591942704.	1515. FORT POINT AUTOMOTIVE (CARS) PVT. LTD. (521-02-), D-9, STREET NO. 21, OPP PATNI COMPUTERS, SEEPEZ, MIDC, ANDHERI, MUMBAI - 400096 PH :9694973889, 8422800747.	1525. KHANDELWAL AUTOWHEELS (SHE1-01-), SURVEY NO 38, MAUJA SONORI, NH 06, NEAR HOTEL DEVA, MURTIZAPUR, DISTRICT-AKOLA - 444107 PH :8480463274.
MAHAD	MIRAJ	1516. SHIVAM AUTO ZONE (I) PVT. LTD. (531-01-), CHARKOP INDUSTRIAL ESTATE, KANDIVALI(WEST), MUMBAI, MAHARASHTRA - 400067 PH :7718893072/9152001329/8082551017/9870938888	NAGPUR
1496. SIMRAN MOTORS PVT. LTD. (7S01-04-), NEAR PLENICE PUMP, RAJNIVE-GOIA ROAD, MAHAD, DIST. RAIGAD - 402301 PH :9870404323.	1505. CHOWGULE INDUSTRIES PVT. LTD. (J102-03-), 42C , OPP. WHISPERING WOODS, MIDC AREA, TALUKA MIRAJ, DISTT. SANGLI, MAHARASHTRA - 416410 PH :0233-2643221,0233-264322.	1517. VITESSE PRIVATE LIMITED (503-07-), PLOT NO A59, KANDIVALI INDUSTRIAL CO-OP. SOC., GOVERNMENT INDUSTRIAL ESTATE, CHARKOP, KANDIVALI (W), MUMBAI - 400067 PH :02228674753.	1526. SEVA AUTOMOTIVE LTD. (2002-01-), 34/3, KACHIMET AREA, NEAR VAYUSENA NAGAR BUS STOP, WADI, AMRAVATI ROAD, NAGPUR - 440023 PH :0712-6652863.
MALEGAON	MORGAON	1518. FORT POINT AUTOMOTIVE (CARS) PVT. LTD. (521-03-), C/O VARUN STEEL INDUSTRIES,AAM TOOL COMPOUND,BOAT HURT ROAD, BEHIND SEHWARI POLICE STATION, DARUKHANA, REAY ROAD, MUMBAI - 400010 PH :9594974678, 8661045341.	1527. AUTOMOTIVE MANUFACTURERS PVT. LTD. (2001-02-), 575 KAMPTEE ROAD,NAGPUR-26, - 440026 PH :9673004226/9673004223.
1497. SHAAN CARS PRIVATE LIMITED (3703-02-), PLOT NO. 572/81,CHANDANPURI SHIVAR,OLD MUMBAI, AGRA ROAD, DIST- NASIK,MALEGAON - 423203 PH :9922969620/9922969656.	1506. MAHALAXMI AUTO (SRN1-01-), GAT NO-179, MORGAON, - TALUKA- BARAMATI, DIST-PUNE - 412304 PH :9850994014.	1519. SHIVAM AUTO ZONE (I) PVT. LTD. (531-02-), PLOT NO. 485, RAMCHANDRA LANE EXTN., OFF LINK ROAD, KANCHPADA, MALAD-WEST, MUMBAI. 400064. - 400064 PH :808255115/9362721124/9870938888.	1528. SEVA AUTOMOTIVE LTD. (2002-03-), PLOT NO. 33A, CENTRAL MIDC, HIGNA ROAD, NAGPUR, MAHARASHTRA. - 440016 PH :0712-666444.
MANCHAR	MUMBAI	1520. VELOX MOTORS (A UNIT OF CARCRAFT AUTOMOBILES PVT LTD) (05A3-01-), PLOT NO.115/116/117 MIVERVA INDUSTRIAL ESTATE, MULUND-WEST, MUMBAI - 400080 PH :8104989839/8104989847.	1529. ARYA CARS (UNIT OF BARBATE AUTOMOTIVE (I) PVT. LTD) (2004-01-), NEAR PARDY NAKA (OUTSIDE), NH-6, BHANDARA ROAD,NAGPUR - 440035 PH :8888859506/8888859534.
1498. KOTHARI AUTO WHEELS PVT LTD (CSH2-01-), SOHAM NAGARI, A-WING, SHOP NO 8 & 16, PUNE NASIK HIGHWAY, A/P MANCHAR, TALUKA: AMBEGAON, DISTT: PUNE, MAHRASHTRA - 410503 PH :8411003608.	1507. SAI SERVICE PRIVATE LIMITED (504-01-), 462 SENAPATI BAPAT MARG,WORLI NAKA,LOWER PAREL,MUMBAI - 400013 PH :9594952122/9594952088/9167980082.	1521. KIRAN MOTORS (05A7-01-), CTS NO. 170 & 4081, BOMBAY AGRA ROAD, LB SHASTRI MARG, GHATKOPAR (WEST), MUMBAI, MAHARASHTRA, PINCODE: 400086. - 400086 PH :9152004223/7700988886.	1530. AUTOMOTIVE MANUFACTURERS PVT. LTD. (2001-05-), PLOT NO. 38/1, NEAR BOUDDHA VIHAR, OPP. DELHI PUBLIC SCHOOL, KAMPTEE ROAD, NAGPUR, MAHARASHTRA - 441001 PH :9168699701/9673004277.
MANGALVEDHA	1508. SAI SERVICE PRIVATE LIMITED (504-02-), ARVIND CHAMBERS,194 ANDHERI KURLA ROAD, ANDHERI(EAST), MUMBAI - 400069 PH :43030606 /600, 95949552341 / 9594952084 / 9594952250.	1522. MY CAR (PUNE) PVT LTD (05A8-01-), PLOT NO-10, CHANDIVALI ESTATE, CHANDIVALI FARM ROAD, OPP LAKE HOMES, ANDHERI EAST, MUMBAI, MAHARASHTRA - 400072 PH :8104907081.	1531. ARYA CARS (UNIT OF BARBATE AUTOMOTIVE (I) PVT. LTD) (2007-01-), PLOT NO. 4, NEW COTTON MARKET, GHAT ROAD, NAGPUR, MAHARASHTRA - 440018 PH :8888859542.
1499. CHAVAN MOTORS (SQR1-01-), NEAR SWARAJYA HOTEL, PANDHARPUR ROAD, CHOIKAMELANAGAR, MANGALVEDHA, MAHARASHTRA, PIN-413305 - 413305 PH :8805778881.	1509. VITESSE PRIVATE LIMITED (503-01-), SHAH INDL. ESTATE, PLOT 11 LINK ROAD, ANDHERI (WEST), MUMBAI - 400058 PH :02226730787/02226730280/02226730296/02261642500/02261642500.	MURBAD	1532. ARYA CARS (UNIT OF BARBATE AUTOMOTIVE (I) PVT. LTD) (2007-02-), PLOT NO. 131, NH-6, BHANDARA ROAD, MAHALGAON, NAGPUR, MAHARASHTRA - 441202 PH :8888820312.
MANGAON	1510. VITESSE PRIVATE LIMITED (503-02-), 77 AF PALKY GULLY,OFF VEER SAVARKAR MARG, PRABHADEVI, MUMBAI - 400025 PH :24229747/24223933/9821894915.	1523. PRAKASH AUTO PVT. LTD. (BY01-01-), SURVEY NO. 61/2, KALYAN - MURBAD ROAD, VILLAGE – DAHAGAON, TALUKA – MURBAD, DISTRICT – THANE, MAHARASHTRA. - 421605 PH :7798725726.	1533. SEVA AUTOMOTIVE PVT. LTD. (2002-04-), PLOT NO.05, 12, 13A, 13B CHANDRABHAGA GRUHA NIRMAN SAHAKARI LIMITED, KH NO 45/3, CITY SURVEY NO.570, MANEWADA RING ROAD, NAGPUR, MAHARASHTRA - 440027 PH :8390446644.
1500. SIMRAN MOTORS PVT. LTD. (BAM1-01-), SURVEY NO.97, AT-POST-NANORE, NH-17, MUMBAI-GOIA HIGHWAY, MANGAON, RAIGAD, MAHARASHTRA. - 402104 PH :9223181120.	1511. SAH & SANGHI AUTO AGENCIES PVT.LTD (505-01-), PRAKASH MILLS COMPOUND,OFF. GLOBE MILLS PASSAGE,WORLI, MUMBAI - 400013 PH :02224925452/02224925453/02224925454.	MURBAD	1534. ARYA CARS (2008-01-), PLOT NO-9&10, PATNI PLAZA, KHAMLA RING ROAD, SAWARKAR NAGAR, NAGPUR, MAHARASHTRA - 440025 PH :7757988800/7028688800.
MANMAD	1512. SAI SERVICE PRIVATE LIMITED (504-04-), C/O SHAKTI INDUSTRIAL WIRE COMPOUND,DATTA PADA ROAD,BORIVILI (EAST),MUMBAI - 400066 PH :28707000 / 9594057006 / 9594952344 / 9594952417.	1524. SAI SERVICE PRIVATE LIMITED (AWA1-01-), R.S. NO. 188/4, A/P MURJUD, TALUKA: KAGAL, DIST: KOLHAPUR - 416219 PH :02325-265553.	1535. ARUN MOTORS (2008-02-), C-48/1, MIDC HINGNA MAIN ROAD, WADI, NAGPUR, PIN-440028, MAHARASHTRA - 440028 PH :7757988800.
1501. SHAAN CARS PRIVATE LIMITED (BNX1-01-), GAT NO. 11/3, PLOT NO. 1 AND SHOP NO. 3 & 4, NANDGAON ROAD, MANMAD. - 423104 PH :9075028780, 8888832369.	1513. EXCELL AUTOVISTA PVT LTD (510-01-), RESHAM SINGH COMPOUND,CST ROAD,KALINA, SANTACRUZ EAST,MUMBAI - 400098 PH :67743888,26653242, 43, 46 / 7666703636 / 9594972889 / 7715804477.	MURTIZAPUR	NALASOPARA
MANOR	1514. AUTOMOTIVE MANUFACTURERS PVT. LTD. (3901-04-), PLOT NO. 108, BAZAR WARD, KURLA(WEST), MUMBAI - 400070 PH :61563734 / 61563744 / 61563713 /9167773925.		
1502. SAI SERVICE PRIVATE LIMITED (CRE1-01-), GUT NO. 37, NEAR MSEB POWER STATION, PALGHAR MANOR ROAD, AT POST – TAKVAHAL, DISTRICT – PALGHAR, MANOR. - 401403 PH :9167980005.	MIRA ROAD, THANE		
MAYANI			
1503. CHOWGULE INDUSTRIES (STQ1-01-), GAT NO - 2101/11, 560/1, MAYANI VADUJ ROAD, A/P- MAYANI, TAL-KHATAV, DIST-SATARA-415102. - 415102 PH :8888866659.			

1536. SHIVAM AUTO (CUH1-01-), SURVEY NO. 91,92 , PLOT NO. 7, VILLAGE- DHANIV, NALASOPARA, DIST. PALGHAR, MAHARASHTRA. - 401209 PH :9152001458/777002930.

NANDED

1537. SEVA AUTOMOTIVE LTD. (6801-01-), NANDED HYDERABAD ROAD, NANDED - 431604 PH :7447415607.

NANDURBAR

1538. SEVA AUTOMOTIVE LTD. (P301-02-), P NO.-324, BASILAL NAGAR SHAHADA BYPASS ROAD, NEAR HOTEL KAREN GARDEN, CHAUFULLY NANDURBAR-425412 - 425412 PH :7720017528.

NARAYANGAON

1539. KOTHARI AUTO WHEELS PVT LTD (FV03-01-), GATE NO. 747, PUNE NASIK HIGHWAY, WARULWADI, NARAYANGAON - 410504 PH :8411003608.

NASHIK

1540. AUTOMOTIVE MANUFACTURERS PVT. LTD. (3702-01-), P-1-12, ADDITIONAL NASIK INDL. AREA, AMBAD, NASIK - 422010 PH :0253-6636329/ 319/312/313/314/317.

1541. SEVA AUTOMOTIVE LTD. (3701-01-), PLOT NO. X -46, MIDC, AMBAD, NASIK - 422010 PH :0253-664444.

1542. SHAAN CARS PRIVATE LIMITED (3703-01-), E-3 MIDC AREA, SATPUR , NASIK, MAHARASHTRA - 422007 PH :9075028780, 9922969646.

1543. SHAAN CARS PRIVATE LIMITED (3703-04-), 03/810, NEAR NASARDI BRIDGE, WADALA ROAD, NASIK ROAD, NASIK - 422011 PH :0253-2236080.

1544. SEVA AUTOMOTIVE LTD. (3701-06-), SEVA FARMS, GATE NO. 82/2, AMBE BAHLUA ROAD, VILHOLI, TALUKA & DISTRICT: NASIK, MAHARASHTRA - 422010 PH :9146000709.

1545. SEVA AUTOMOTIVE PVT LTD (3701-07-), PLOT NO.A-23, NICE INDUSTRIAL AREA, MIDC, SATPUR, NASIK (MAHARASHTRA) - 422006 PH :0253-6634444.

1546. SEVA AUTOMOTIVES PVT LTD (3701-08-), SHOP NO. 1 & 2, SER. NO. 241/1-B-1/2, OPPOSITE NMC SCHOOL, DINDORI ROAD, MAHSRUL, NASHIK, MAHARASHTRA - 422004 PH :0253-6654444.

NAVI MUMBAI

1547. AUTOMOTIVE MANUFACTURERS PVT. LTD. (3901-01-), D-234 MIDC TTC INDL AREA, SHIRVANE NERUL, NEW BOMBAY, - 400706 PH :66143900/66133923/66143924.

1548. SIMRAN MOTORS PVT. LTD. (3913-01-), CAMEO FABRIC COMPANY, GEN 16, NEAR SULZER COMPANY, DIGHA, TTC AREA, AIROLI - 400701 PH :8788582329, 8369658212.

NEVASA

1549. KANKARIYA AUTOMOBILES PVT. LTD. (BSU1-01-), BELOW ADARSH GRAMIN BANK, OPP. ILAKSHI MOTORS, NEVAS PHATA, AURANGABAD ROAD, TALUKA - NEVASA, DISTRICT - AHMEDNAGAR. - 414603 PH :9420494601.

NIPHAD

1550. SHAAN CARS PVT. LTD. (COX1-01-), GAT NO. 99/3, RASALPUR AURANGABAD HIGHWAY, NIPHAD, DISTRICT - NASHIK, MAHARASHTRA. - 422303 PH :9075028780.

OSMANABAD

1551. CHAVAN MOTORS DIVISION INDIA PVT LTD (B102-03-), PLOT NO. A-53, INDUSTRIAL AREA, MIDC, OSMANABAD - 413501 PH :8888867861.

OTUR

1552. KOTHARI AUTO WHEELS PVT LTD (SLG2-01-), GAT NO-184/3/B, ALEPHATA-KALYAN ROAD, OPP HP PETROL PUMP, VILLAGE-OTUR, TALUKA- JUNNAR, DIST-PUNE - 412409 PH :8411003608.

PABAL

1553. MAHALAXMI (SKB1-01-), 3733, SHINALKAR WASTI, PABAL, TALUK SHIRUR, PUNE, PIN 412403 - 412403 PH :8956288087.

PAITHAN

1554. PAGARIYA AUTO PVT. LTD. (BNQ1-01-), GAT NO-277, MAUZA, PAITHAN, TALUKA- PAITHAN, DIST - AJURANGABAD 431107 - 431107 PH :9922994237.

PALGHAR

1555. SAI SERVICE PRIVATE LIMITED (TE01-01-), SURVEY NO. 86/1, TEMBHODE, MANOR-MAHIM ROAD, PALGHAR, DISTRICT: THANE - 401404 PH :9167980042/9167980005/9594952211.

PALUS

1556. CHOWGULE INDUSTRIES PVT. LTD. (J102-04-), PLOT NO.B-3, MIDC AREA, TALUKA PALUS, DISTT. SANGLI. - 416308 PH :8888870122.

PANDHARPUR

1557. CHAVAN MOTORS DIVISION INDIA PVT LTD (B102-05-), GAT NO.56, ESABAVI, PUNE ROAD, TAL.PANDERPUR, SOLAPUR - 413001 PH :7774997005.

PANVEL

1558. SIMRAN MOTORS PVT. LTD. (7S01-01-), PLOT2-8, SECTOR-15, OPP. HOTEL GARDEN, OLD MUMBAI PUNE HIGHWAY, PANVEL - 410206 PH :8291957798, 8657443202.

1559. AUTOMOTIVE MANUFACTURERS PVT. LTD. (3901-03-), PLOT NO.92/1, VILLAGE KOLAKHA, MUMBAI-GOA HIGHWAY, PANVEL, DISTT. RAIGAD - 410206 PH :9769202055/9769206045/9769206018/8291467042

PARATWADA

1560. ASPA BANDSONS AUTO PVT. LTD. (CFZ1-01-), SURVEY NO. 26/4A, RAMGAON, AMRAVATI PARATWADA ROAD, NEAR JAWARDI PHATA, PARATWADA TALUKA - ACHALPUR, DISTRICT - AMRAVATI . - 444 805 PH :8888897629.

PARBHANI

1561. PAGARIYA AUTO PVT. LTD. (LN02-01-), SURVEY NO-301, PLOT NO-86/A, OPP GULMOHAR LODGE, BASMAT ROAD, PARBHANI - 431401 PH :9511868433.

PATAS

1562. MAHALAXMI AUTOMOTIVES PVT. LTD. (7R01-03-), PUNE-SOLAPUR HIGHWAY, PATAS, TALUKA DAUND DISTT.-PUNE - 413106 PH :8888890957.

PEN

1563. SIMRAN MOTORS (9101-01-), AT SURVEY NO 75, PLOT NO 2, MUMBAI-GOA HIGHWAY, WADHKAL (PEN) - 402107 PH :9503381198.

PHALTAN

1564. CHOWGULE INDUSTRIES PVT. LTD. (KH02-01-), PLOT NO 83/1B/1, LONAND-PUNE ROAD, PHARANANDWADI, TALUKA-PHALTAN, DISTRICT: SATARA, MAHARASHTRA. - 415523 PH :8888886301.

PIMPLEGAON

1565. AUTOMOTIVE MANUFACTURERS PVT. LTD. (BAY1-01-), GAT NO.51/7P NEAR MARKET COMMITTEE, MUMBAI AGRA HIGHWAY, NH3 A/P PIMPALGAON BASWANT, TALUKA: NIPHAD, DISTT-NASHIK - 422202 PH :02550-252808.

PIRANGUT

1566. MY CAR (SEC1-01-), GAT NO-314, AT VILLAGE-KASAR AMPOLI, PIRANGUT, TALUKA -AMBOLI, DIST-PUNE, PIN-412108. - 412108 PH :9325424613.

PUNE

1567. SAI SERVICE PRIVATE LIMITED (1901-01-), BOMBAY PUNE ROAD, FUGEWADI, PUNE - 411012 PH :020-46404440/020-46404448.

1568. SAI SERVICE PRIVATE LIMITED (1901-02-), 889/90 J.M.ROAD, DECCAN GYMKHANA, PUNE - 411004 PH :9923208347.

1569. CHOWGULE INDUSTRIES PVT. LTD. (1908-02-), S.NO. 53,PUNE SATARA HIGHWAY,KATRAJ,PUNE - 411046 PH :020-66786200.

1570. SAI SERVICE PRIVATE LIMITED (1901-03-), S.NO. 15A GIDWANI COMPOUND, KONDWA BUDRUK, HAVELI, PUNE - 411046 PH :9923208345.

1571. WONDER CARS PVT LTD (1903-02-), 12, NPS LINES,SOLAPUR ROAD, OLD POOL GATE, CAMP, PUNE - 411001 PH :020-2632934/35.

1572. KOTHARI AUTO WHEELS PVT LTD (1984-01-), 110/A, PUNE SOLAPUR ROAD, NEAR FATIMA NAGAR, PUNE - 411039 PH :7498272309.

1573. MY CAR (PUNE) PVT. LTD. (1907-01-), SURVEY NO. 131, MUMBAI BANGALORE HIGHWAY, WAKAD, PUNE - 411057 PH :020-67922900.

1574. ACE KUDALE CAR PVT. LTD. (1910-01-), 36/2C/1, MANRAJ BUDRUK, PUNE-SOLHAPUR ROAD, TALUKA HAVELI, DISTRICT PUNE - 412201 PH :9552582454.

1575. CHOWGULE INDUSTRIES PVT. LTD. (1911-01-), S.NO.1, NEXT TO PODAR INTERNATIONAL SCHOOL, KATRAJ BYPASS ROAD, AMBEGAON-B, TALUKA-HAVELI, PUNE - 411046 PH :02066803555/02066803500.

1576. SAI SERVICE PRIVATE LIMITED (1901-05-), NEAR NIGDI-BHOSARI ROAD, CHINCHWAD, PUNE - 411019 PH :020-46605999/020-46605995.

1577. SEHGAL AUTORIDERS PVT. LTD. (1913-01-), SURVEY NO. 51, BAVDHAN KHURUD, TAL: HAVELI, DIST: PUNE - 411021 PH :8308304444, 020-41463625, 020-41463627.

1578. SAI SERVICE PRIVATE LIMITED (1901-06-), SURVEY NO.244/1, PHASE-II, NEAR BANK OF MAHARASHTRA, HINGEWADI, TAL - MULSHI, DISTRICT-PUNE, MAHARASHTRA - 411057 PH :9923208302.

1579. ACE KUDALE CAR PVT. LTD. (1910-02-), ATLAS TANKS VESSELS, SR. NO 23/2, PUNE-NASIK ROAD, KHANDOBAMAL, BHOSARI, PUNE - 411039 PH :9552193904.

1580. KOTHARI AUTO WHEELS PVT LTD (1984-03-), PLOT NO. 2B, D1 BLOCK, CHINCHWAD, PUNE, DIST. PUNE - 411019 PH :9168862302.

Dealer Network (AS ON 31.10.2023)

1581. MAHALAXMI AUTOMOTIVES PVT. LTD. (1912-03-), 59/A, MUNDHWA KHARADI ROAD, OPP. MUNDHWA POLICE STATION, MUNDHWA, PUNE, MAHARASHTRA - 411036 PH :8888874980.	1592. SUMANKIRTI CARS PVT. LTD. (1915-02-), SURVEY NO. 9, NEAR BALEWADI SPORTS STADIUM MUMBAI-BANGALORE HIGHWAYS, MAHALUNGE PUNE, MAHARASHTRA. - 411045 PH :8551990106.	ROHA 1602. EXCELL AUTOVISTA (COS1-01-), SHOP NO. 1 & 2, PANCHARATNA APARTMENTS, ROHA, ROHA KOLAD ROAD, RAIGAD - 402109 PH :9209200073.	1611. JAGRUT MOTORS PVT LTD (BBL1-01-), SHIVSHAMBHO APARTMENT, 1190, A/P KOLGAON, SURVEY NO.187, HISSA NO.338, TAL-SAWANTWADI, DISTT. SINDHUDURG. - 416510 PH :9970654699, 9689533472.
1582. WONDER CARS PVT LTD (1903-03-), PLOT NO.52/1 BLOCK F2, MIDC, PIMPRI, PUNE. - 411018 PH :020-46608888.	1593. MY CAR (PUNE) PVT. LTD. (1918-01-), GAT NO. 625, HISSA NO. 1/3/1, VILLAGE – KURULI, TALUKA – KHED, CHAKAN, DISTRICT – PUNE. - 410501 PH :7755900000.	SANGAMNER 1603. SHAAN CARS PRIVATE LIMITED (HE03-01-), GAT NO. 173/4/5/6, A/P VELHALE, NASHIK PUNE HIGHWAY, SANGAMNER, DIST AHMEDNAGAR, MAHARASHTRA - 422605 PH :02425-259197.	SHAHAPUR 1612. SHIVAM AUTO ZONE (I) PVT. LTD. (BZU1-01-), DR. DESHPANDE COMPOUND, NEAR BHATSA COLONY, VILLAGE – GOTHEGAR, TALUKA – SHAHPUR, DISTRICT – THANE, MAHARASHTRA - 421601 PH :7718893483.
1583. SAI SERVICE PRIVATE LIMITED (1901-07-), 4/A/1A, 1/3 A, SALUNKE VIHAR ROAD, BORADE NAGAR, KONDWA, PUNE, MAHARASHTRA. - 411048 PH :9923208358.	1594. WONDER CARS PVT LTD (1903-04-), SURVEY NO. 20, HISSA NO. 1/1/2, THERGAON, BAL KRISHNA MANGAL KARYALAYA, TALUKA – MULSHI, DANGE CHOWK, PUNE – 411 033. - 411033 PH :7887883311.	SANGLI 1604. CHOWGULE INDUSTRIES PVT. LTD. (J102-01-), GAT NO.243 SANGLI KOLHAPUR ROAD, OPP. TO GAJANAN MAHARAJ MANDIR, ANKALI, TAL-SANGLI, DISTT. SANGLI - 416416 PH :9850966805.	SHAHUWADI 1613. SAI SERVICE (BFT1-01-), GATE NO. 1213, R/AT DONOLI, TALUKA - SHAHUWADI, DIST. -KOLHAPUR. - 416 213 PH :9923208448.
1584. MAHALAXMI AUTOMOTIVES PVT. LTD. (1912-04-), NO.485/1, CTS NO.1041, OM SUPER MARKET, GHOKALE CROSS ROAD, MODEL COLONY, SHIVAJI NAGAR, PUNE - 411016 PH :8888842887.	PUNE (LOHEGAON) 1595. MAHALAXMI AUTO (1912-05-), LANE NO.9, SANT NAGAR, BEHIND IOCL PETROL PUMP, LOHEGAON, PUNE, MAHARASHTRA-411047 - 411047 PH :8956045026.	1605. SIDDIHI WHEELS (J104-01-), SR.NO. 917/2/B, SANGLI MIRAJ ROAD, MIRAJ, DISTRICT - SAGLI. - 416410 PH :9371727001, 0233-2211610/1620/1630.	SHILTAPATA 1614. VELOX MOTORS (SGJ1-01-), SURVEY NO- 99/2B, VILLAGE-DAIGHAR, KALYAN SHIL-PHATA ROAD, NEAR DATTA MANDIR, POST-PADALE, DIST-THANE, PIN-421204. - 421204 PH :8419984188.
1585. CHOWGULE INDUSTRIES PVT. LTD. (1908-05-), 129/2/B/1, NEW PUNE, MUMBAI HIGHWAY, KATRAJ DEHU ROAD BYPASS, TATHWADE, TAL-MULASHI, DISTT. PUNE (MAHARASHTRA) - 411033 PH :020-67915700.	RAHATA 1596. KANKARIYA AUTOMOBILES PVT. LTD. (ZV03-01-), SHIRDI ROAD, SAKORI, RAHATA, - 423107 PH :8275033313.	SANGOLA 1606. CHAVAN MOTORS DIVISION INDIA PVT LTD (CUE1-01-), GAT NO. 276/14/A, MAIN ROAD, KOLHAPUR HIGHWAY, A/P & TALUKA - SANGOLA, DIST. -SOLAPUR. - 413307 PH :8806665691.	SHIRUR 1615. MAHALAXMI AUTOMOTIVES PVT. LTD. (1912-02-), 1023/1, NEXT INDIAN OIL PETROL PUMP, SARADWADI, PUNE-AHMEDNAGAR HIGHWAY, TAL :SJRUR, DIST: PUNE, MAHARASHTRA - 412210 PH :888837082 /9011038682.
1586. SAI SERVICE PRIVATE LIMITED (1901-08-), SURVEY NO. 37, HISSA NO. 2, SITUATED AT WADGAON KHURD, NEAR NANDED CITY, SINHAGAD ROAD, TALUKA - HAVELI, DISTRICT - PUNE, MAHARASHTRA. - 411 041 PH :9923208312.	RAHURI 1597. KANKARIYA AUTOMOBILES PVT. LTD. (COZ1-01-), TRIMURTI CRANE SERVICE, NAGAR-MANMAD ROAD, RAHURI, MAHARASHTRA. - 413705 PH :9420036767.	SASWAD 1607. CHOWGULE INDUSTRIES PVT. LTD. (1908-03-), SOLAPUR HIGHWAY, SASWAD, DIST. PUNE - 412301 PH :02115224450/02115225210.	SHIRWAL 1616. CHOWGULE INDUSTRIES PVT. LTD. (BSD1-01-), GAT NO.175, A/P SHINDEWADI, SHIRWAL-BHOR ROAD, SHIRWAL, TAL KHANDALA, DISTT. SATARA - 412801 PH :9637399003.
1587. KOTHARI AUTO WHEELS PVT LTD (1984-05-), PLOT NO. 24/B, HADAPSAR INDUSTRIAL ESTATE, PUNE. - 411028 PH :8411002005, 8087060432.	RAJAPUR 1598. JAGRUT MOTORS PVT LTD (AHG1-01-), SURVEY NO. 14/8, TARALWADI, RAJAPUR, DIST: RATNAGIRI - 416702 PH :9527263663/8806665572.	SATANA 1608. SHAAN CARS (BSW1-01-), GAT NO 322/2/A/7, PUNDLIK NAGAR MALEGAON ROAD, AT POST SATANA DIST NASHIK - 423301 - 423301 PH :9922969656.	SHIRAMPUR 1617. KANKARIYA AUTOMOBILES PVT. LTD. (LV03-01-), S.NO.139/1/3, NEAR NAKA NO.4, SANGAMNER ROAD, SHIRAMPUR DISTT. AHMEDNAGAR - 413709 PH :9420494543.
1588. CHOWGULE INDUSTRIES PVT. LTD. (1908-06-), SR. NO. - 43/44/S, 7 PARVATI INDUSTRIAL ESTATE, OPP. ADINATH SOCIETY, PUNE-SATARA ROAD, PUNE. - 411009 PH :020-67273200.	RAJGURUNAGAR 1599. MY CAR (PUNE) PVT. LTD. (CBZ1-01-), SURVEY NO.94, SANDBHORWADI, NEAR TUKAI MANDIR, PUNE-NASIK HIGHWAY, TAL-KHED, RAJGURUNAGAR DISTT. PUNE. - 410505 PH :9112231553.	SATARA 1609. CHOWGULE INDUSTRIES PVT. LTD. (F303-01-), PLOT NO. B-2, OLD MIDC, SATARA - 415002 PH :9011015066/9850966823.	SHIRAMPUR 1618. EXCELL AUTOVISTA PVT LTD (GKJ1-01-), AT POST SHIKARPUR MALTHAN PHATA, OPP. CHAURASIYA CHANA CENTER, PUNE NAGAR ROAD, TALUKA SHIRUR, DIST. PUNE, PIN-412208, PUNE - 412208 PH :9146194973.
1589. EXCELL AUTOVISTA PVT LTD (1917-01-), GATE NO.1232, 10TH MALL, PUNE SASWAD ROAD, VILLAGE – WADKI, TAL – HAVELI, DIST PUNE. - 412308 PH :9594632888/9146052651.	RAMTEK 1600. SEVA AUTO (BTU1-01-), MOUZA NO 275, P H NO 24, GRAM PANCHAYAT – MANSAR,TEHSIL - RAMTEK, DISTRICT - NAGPUR, MAHARASHTRA. - 441401 PH :7758028060.	SAVNER 1610. ARYA CARS (UNIT OF BARBATE AUTOMOTIVE (I) PVT. LTD.) (BTJ1-01-), PLOT NO.2, MADANE LAYOUT, MOUZA GUJARKHEDI, NR. INDIAN PETROL PUMP, NAGPUR ROAD, SAVNER DISTT. NAGPUR. - 441107 PH :8888889546.	SILLOD 1619. PAGARIYA AUTO PVT. LTD. (2103-04-), PLOT NO. 19/20, SURVEY NO. 386, AURANGABAD NAKA, SILLOD, AURANGABAD - 431112 PH :8600037213.
1590. KOTHARI AUTO WHEELS PVT LTD (1984-06-), SURVEY NO.46, HISSA 9/1 (CITY SURVEY NO.6181+6180), WADGAON SHERI, CHANDAN NAGAR, PUNE NAGAR ROAD, TAL-HAVELI, PUNE. - 411014 PH :8411003631.	RATNAGIRI 1601. JAGRUT MOTORS PVT LTD (G301-01-), D-25, MIDC MIRJOLE, MAHARASHTRA, RATNAGIRI - 415639 PH :2352228380/9130013172.		
1591. ACE KUDALE CAR PVT. LTD. (1910-03-), SURVEY NO. 272, 1/4, NEAR MOSHI TOLL PLAZA, MOSHI GAON, TALUKA – HAVELI, DISTRICT – PUNE. - 412105 PH :7767814361.			

SINNAR

1620. SHAAN CARS PRIVATE LIMITED (3703-03-), A-24, MIDC AREA MALEGAON, SINNAR TAL- SINNAR, -422103
PH :02551-230305.

SOLAPUR

1621. CHAVAN MOTORS DIVISION INDIA PVT LTD (B102-02-), 150, AKALKOT ROAD, OPP. SVCS HIGH SCHOOL, SOLAPUR, - 413006
PH :0217-260666/8805988818.
1622. CHAVAN MOTORS DIVISION INDIA PVT LTD (B102-01-), 18.39, INDUSTRIAL ESTATE, HOTAGI ROAD, SOLAPUR, - 413224
PH :8805778881.
1623. CHAVAN MOTORS DIVISION INDIA PVT LTD (B102-06-), PLOT NO.95, IND. ESTATE, HOTAGI ROAD, SOLAPUR, - 413003
PH :8805988826.

TALASARI

1624. SHIVAM AUTO ZONE (I) PVT. LTD. (BIN1-01-), SURVEY NO. 191/11 PLOT NO. 5, AT-POST – VADAVALI, NH-8, TALASARI, THANE, MAHARASHTRA - 401606
PH :6355248143/777002930.

TALEGAON

1625. MY CAR (PUNE) PVT. LTD. (4K01-01-), SR.NO.113, HISSA NO.1/3/2/A, MUMBAI PUNE OLD HIGHWAY, MAVAL, TALEGAON - 410506
PH :9730855855.

TALOJA

1626. EXCELL AUTOVISTA PVT LTD (AAC1-02-), PLOT NO-9,MIDC,NAVADE,TALOJA, TAL-PANVEL ,DIST-RAIGAD - 410208
PH :9136948195/9320357300.

TASGAON

1627. SIDDHI WHEELS (A UNIT OF TARALEKAR MOTORS PVT. LTD.) (GKB1-01-), SHETKARI MARKET, NEAR ISHA HOTEL, TASGAON-SANGLI ROAD, TALUKA - TASGAON, DIST -SANGLI, - 416312
PH :8275307048.

THANE

1628. FORT POINT AUTOMOTIVE (CARS) PVT. LTD. (3906-01-), KOTHARI WAREHOUSE NO. 111, POKHRAN ROAD NO. 11, MANPADA, CHATALSAR, THANE - 400607
PH :9594974656, 8691039873..
1629. NAVNET MOTORS (3908-02-), B R T PLOT ,THANE (W), MAHARASHTRA - 400607
PH :9664496732, 9167215178.

1630. VELOX MOTORS (A UNIT OF CARCRAFT AUTOMOBILES PVT LTD) (05A3-02-), NEW SURVEY NO. 17/1/B, NEAR BLUE ROOF CLUB, VILLAGE - OWALE, GHODBUNDER ROAD, THANE (W) - 400615
PH :8104989847,96536 88455.

TITWALA

1631. AHER AUTOPRIME (BYP2-01-), SURVEY NO. 23/2, SHOP NO. 3, NEAR GOVELI, TITWALA ROAD, GHOTSAI, TITWALA, PIN-421301, MAHARASHTRA - 421301
PH :18008334369.

TUMSAR

1632. AML (SLV1-01-), GAT NOS. 1350/149 & 1350/150, VILLAGE TUMSAR, TO TUMSAR, DIST.- BHANDARA, STATE-MAHARASHTRA - 441912
PH :7391075992.

TURBHE

1633. SAI SERVICE (504-06-), D 42, TTC INDUSTRIAL AREA, NAVI MUMBAI, PIN-400705 - 400705
PH :022-26861111/ 8976999060.

ULHASNAGAR

1634. PRAKASH AUTO PVT. LTD. (3903-01-), U NO-3,SHEET NO. 30,VITHALWADI STATION ROAD, ULHASNAGAR - 421003
PH :9987992127/9870453155.

URALI KANCHAN

1635. EXCELL AUTOVISTA PVT LTD (GK11-01-), GAT NO-244, VILLAGE-SORTAPWADI, TALUKA -HAVELI, URULI KANCHAN, DIST-PUNE, PIN-412201 - 412201
PH :8097452280.

VADUJ

1636. CHOWGULE INDUSTRIES PVT. LTD. (F303-03-), KALEVASTI, VADUJ DAHIWADI ROAD , VADUJ - 415506
PH :8888866659.

VAIJAPUR

1637. PAGARIYA AUTO PVT. LTD. (BNR1-01-), NEAR SUBHASH BUNGLOW, STATION ROAD, VAIJAPUR, AURANGABAD, - 423701
PH :9922994237.

VASAI

1638. SAI SERVICE PRIVATE LIMITED (V901-01-), ANDRADESH BHAVAN, SURVEY #27 A, NEAR UMELA PHATAK, VASAI (WEST), DIST. THANE, MAHARASHTRA - 401202
PH :9167980080/9167980036/9594952211.
1639. SAI SERVICE PRIVATE LIMITED (504-03-), C/O MR. KENNETH NICHOLAS D'SOUZA, SURVEY NO-89, SATIVALI ROAD, VILLAGE-WALIV, VASAI (EAST), DIST-PALGHAR, MAHARASHTRA, PIN-410208 - 401208
PH :9167980004/9167980084/9594950000.

VASHI

1640. MY CAR (PUNE) PVT. LTD. (05A4-01-), A-751/2, MIDC TTC, TURBHE MAHAPE ROAD, PAWANE, NAVI MUMBAI - 400 071
PH :8104906953, 9372802861, 9326713481.

VELHE

1641. SUMANKIRTI CARS (SLO1-01-), MAUZA NO-492/2, A/P-VELHA, TAL-VELHA, DIST-PUNE-412212 - 412212
PH :8554981603/8550995444.

VIKRAMGADH

1642. SHIVAM AUTOZONE (SKV1-01-), NEAR GOVERNMENT DISPENSARY HOSPITAL, DAHANU ROAD, TEHSIL-VIKRAMGADH, DIST-PALGHAR-401605 - 401605
PH :8082551080.

VIRAR

1643. SAI SERVICE PRIVATE LIMITED (V901-02-), SURVEY NO.16, AGASHI ROAD, PADMAN NAGAR, VIRAR-WEST, DISTT. PALGHAR, - 401301
PH :9594952343/9167980036/9594952211.

VITA

1644. CHOWGULE INDUSTRIES PVT. LTD. (BSE1-01-), S NO. 900, HISSA NO. 1.2,3/1/2, SANGLI VITA ROAD, VITA, TALUKA – KHANAPUR, DISTRICT – SANGLI, MAHARASHTRA - 415311
PH :8888807120.

WAGHOLI

1645. SAI SERVICE PRIVATE LIMITED (1901-04-), GAT NO 2406/1440, VILLAGE- WAGHOLI, TAL- HAVELI, DIST- PUNE - 412207
PH :9923208313/9923208221/9923208133.

WAI

1646. CHOWGULE INDUSTRIES PVT. LTD. (BYC1-01-), GAT NO. 407, A/P SHENDURJANE, MIDC ROAD, NEAR HOTEL GANDHARVA, OPP. DHOM LEFT CANAL, TAL – WAI, DISTT. SATARA - 412803
PH :8380080501.

WALUJ

1647. PAGARIYA AUTO PVT. LTD. (2103-03-), E-16,WALUJ,AURANGABAD - 431001
PH :9860999466.

WARANANAGAR

1648. SAI SERVICE PRIVATE LIMITED (CRB1-01-), GAT NO.:1122/A, KODOLI, TALUKA: PANHALA, DIST. KOLHAPUR - 416114
PH :9923204173.

WARDHA

1649. SEVA AUTOMOTIVE LTD. (2002-02-), GOPURI CHOWK, OPP. BANK OF INDIA COLONY, NAGPUR ROAD, WARDHA - 442001
PH :07152-253545/253525.

1650. SEVA AUTOMOTIVE PVT. LTD. (2002-05-), PLOT NO. 177, WARDHA-NAGPUR HIGHWAY, AT. PAVNAR, TEHSIL – WARDHA, DIST –WARDH, PIN-442111, MAHARASHTRA - 442111
PH :7720098444.

WARUD

1651. ASPA BANDSONS AUTO PVT. LTD. (F201-04-), SURVEY NO. 50/3, SETURJANAGHAT ROAD, TALUKA: WARUD, DIST. AMRAWATI - 444906
PH :7248925687.

WASHIM

1652. ASPA BANDSONS AUTO PVT. LTD. (F201-02-), NEAR RAILWAY CROSSING, HIGOLI ROAD, WASHIM, - 444505
PH :9922500981/ 9146191534.

YAVATMAL

1653. HIMALAYA CARS (4M01-01-), OPPOSITE RAUT PETROL PUMP, DARWHA ROAD, YAVATMAL, MAHARASHTRA - 445001
PH :07232-249991.

YEOLA

1654. SEVA AUTOMOTIVES PVT LTD (BST1-01-), GAT NO. 65-A, PLOT NO. 41, AHMED NAGAR-MANMAD ROAD, NEAR TEHSIL OFFICE, YEOLA, TALUKA – YEOLA, DISTRICT – NASHIK, MAHARASHTRA, - 423401
PH :9130033944.

YEWAT

1655. MAHALAXMI AUTOMOTIVES PVT. LTD. (AZA1-01-), SOLAPUR PUNE NATIONAL HIGHWAY, SAHAJAPUR, YEWAT, TALUKA: DAUND, DISTT: PUNE (MAHARASHTRA) - 412202
PH :8308818946.

MANIPUR

BISHNUPUR

1656. EASTERN MOTORS (CSA1-01-), BISHNUPUR BAZAR, TIDIM ROAD, BISHNUPUR DISTT. MANIPUR. - 795126
PH :8415945626.

CHANDEL

1657. EASTERN MOTORS (CSB1-01-), KAKCHING LAMKHAL AH1 (INDO BURMA ROAD), CHANDEL (MANIPUR) - 795103
PH :8415945626.

CHURACHANDPUR

1658. EASTERN MOTORS (BBE1-01-), HMUIA VENG, TEDDIM ROAD, CHURACHANDPUR, MANIPUR - 795128
PH :03874235969, 9862555472.

IMPHAL

1659. EASTERN MOTORS (7401-01-), CHINGMEIRONG EAST, IMPHAL, MANIPUR - 795 001
PH :8415945626.

Dealer Network (AS ON 31.10.2023)

1660. EASTERN MOTORS (7401-02-), NH.39, CHINGMEIRONG, WEST, IMPHAL - 795010
PH :8415945626.
1661. SAMADON ENTERPRISE (7402-01-), 82 GHARI MAKHA LEIKAI, IMPHAL WEST, MANIPUR. - 795140
PH :7005987123.

JIRIBAM

1662. EASTERN MOTORS (SMG1-01-), AT HILGHAT, IMPHAL SILCHAR ROAD, JIRIBAM - 789104
PH :8415945626.

SENAPATI

1663. EASTERN MOTORS (CNN1-01-), DIST.-COUNCIL (POULEA) VILLAGE, P.O. - SENAPATI, SENAPATI, MANIPUR. - 795106
PH :8415945626.

THOUBAL

1664. EASTERN MOTORS (BJL1-01-), THOUBAL ATHOKPAM KHUNOU, NEAR D.C. OFFICE COMPLEX, THOUBAL, MANIPUR - 795138
PH :9862662225.

UKHRUL

1665. SAMADON ENTERPRISE (SCK1-01-), KAMPHASOM, UKHRUL, MANIPUR - 795142
PH :9774216305.

MEGHALAYA

BHAITBARI

1666. RANI MOTORS (-), NEW BHAITBARI, WEST GARO HILLS, MEGHALAYA, (PATTA NO - 89 SONG - NEKEKONA, MOZUZA NO - VI- 3 LOT) - 794104
PH :8638220312.

BHOIRYMBONG

1667. RANI MOTORS (CHP1-01-), VILLAGE – UMROI MADAN, DISTRICT – RI BHOI, MEGHALAYA - 793103
PH :9774478281.

JOWAI

1668. RANI MOTORS (3I01-01-), LADHTHADLABHO, OPP. PWD OFFICE, JOWAI, DIST - JAINTIA HILLS, MEGHALAYA - 793150
PH :7085849525.

KHLIEHRIAT

1669. BANALARI WORLD CARS (8502-03-), JOWAI-SICHAR ROAD, MEGHALAYA, KHLIEHRIAT - 793150
PH :7005757760/7005569550.

MAWKYRWAT

1670. RANI MOTORS (CGR1-01-), DAK BANGLA, MAWKYRWAT, WEST KHASI HILLS, MEGALAYA - 793114
PH :9856005544.

MAWNGAP

1671. BANALARI WORLD CARS (CBK1-01-), LAITPYNTER, SHILLONG NONGTION ROAD, MAWNGAP, DIST.-EAST KHASI HILLS, MEGHALAYA. - 793121
PH :7005757760/7005569550.

MOIRANG

1672. SAMADON (SLD1-01-), MOIRANG LAISHANGBAM LEIKAI, PO AND PS, MOIRANG, DIST- BISHNUPUR, MANIPUR - 795133
PH :7005987122.

MYLLIEM

1673. BANALARI WORLD CARS (CSK1-01-), MADANIING SYIEM, MYLLIEM, SHILLONG CHERRAPUNJI ROAD, DISTT: EAST KHASI HILLS, MEGHALAYA. - 793009
PH :7005757760/7005569550.

NONGPOH

1674. RANI MOTORS (8501-05-), NEAR D.T.O. OFFICE, G.S. ROAD, NONGPOH, RIBHOI DISTT. - 793102
PH :9774478281.

NONGSTOIN

1675. RANI MOTORS (8501-04-), OPP.IRANI PETROL PUMP, NEW NONGSTEIN, DISTRICT-WEST KHASI HILLS ,MEGHALAYA - 793119
PH :9856005544.

PYNURSLA

1676. BANALARI CAR WORLD (CBJ1-01-), PHLANGSHLAIN MAIN ROAD, SHILONG DAWKI, PYNURSLA, DISTRICT - EAST KHASI HILLS, MEGHALAYA - 793110 - 793110
PH :8415942700.

SHILLONG

1677. RANI MOTORS (8501-01-), SUNNY HILLS, GARIKHANA, G.S.ROAD, SHILLONG - 793014
PH :9862099400.
1678. RANI MOTORS (8501-02-), MAWBLEI, NH-44, SHILLONG JOWAI ROAD, MEGHALAYA. - 793021
PH :8014734780.
1679. BANALARI WORLD CARS (8502-01-), MAWLAI NONGKWAR, G.S. ROAD, SHILLONG - 793017
PH :7005757760/7005569550.

TURA

1680. RANI MOTORS (CLF1-01-), AGILLANGRE, ARAIMILE, PO NEW TURA, TURA - 794101
PH :7005563791.

UMSAW

1681. BANALARI WORLD CARS (CHZ1-01-), UMSAWKHWAN RAID MAWBHU, MYLLIEM SYIEMSHIP, RI BHOI DISTRICT, MEGHALAYA. - 793123
PH :7005757760/7005569550.

MIZORAM

AIZAWL

1682. G.I.G. MOTORS (9103-01-), EDENTHAR, AIZAWL, MIZORAM - 796001
PH :8974559065.

LUNGLEI

1683. GIG (YS01-01-), RAMTHAR VILLAGE, LUNGLEI, DISTRICT-LUNGLEI, MIZORAM - 796701
PH :8974559065.

BHANPURA

1684. PATEL MOTORS (-), GAROTH RD., BHANPURA, MADHYA PRADESH - 458775 - 458775
PH :9826360699.

BHOPAL

1685. SRISATYA SAI AUTOMOBILES PVT. LTD. (310-01-), RAJENDRA PRASAD BHAWAN PARISHAR, INFRONT OF OLD VIDHAN SABHA BUILDING, PO – JAHANGIRABAD, MALVIYA NAGAR, BHOPAL, DISTRICT – BHOPAL, MADHYA PRADESH – 462008. - 462008
PH :7415862390.

BICHIHYA

1686. MAA GAYATRI AUTOMOBILES (SMK1-01-), SALPURA ROAD, ATRU, NEAR DEPUTY OFFICE, PIN-325218, RAJASTHAN - 481995
PH :9303143327.

NAINPUR

1687. STANDARD MOTOCORP PVT LTD (SEZ2-01-), MANJU SAHU, MANDLA ROAD, NEAR MPEB OFFICE, ADJOINING TO BAJAJ SHOW ROOM, NAINPUR, DISST MANDLA, MADHYA PRADESH -481776. - 481776
PH :7771003374.

NIWAS

1688. STANDARD MOTOCORP (-), OPP. INDIAL OIL PETROL PUMP, NIWAS , DISTRICT MANDLA, MADHYA PRADESH – 483001. - 483001
PH :7800860222.

NAGALAND

DIMAPUR

1689. PROGRESSIVE MOTORS (3201-01-), OPPOSITE AIRPORT, N.H.39, DIMAPUR KOHIMA ROAD, DIMAPUR - 797112
PH :7005254089.

KOHIMA

1690. SEYIE AUTO (4N02-01-), TSIECIE, NH-29, PHEK ROAD, KOHIMA, NAGALAND - 797001
PH :7005867051.

MOKOKCHUNG

1691. PROGRESSIVE MOTORS (CGL1-01-), SUNGKONMEN ROAD, MOKOKCHUNG, NAGALAND. - 798601
PH :87877325534.

WOKHA

1692. PROGRESSIVE MOTORS (SFH1-01-), NIROPEN COLONY, WOKHA-797111, NAGALAND - 797111
PH :9774070707.

NEW DELHI

DELHI (GTK)

1693. DD MOTORS (A DIVISION OF D.D. PREM PVT.LTD.) (08F2-02-), GROUND FLOOR, PLOT NO. C-7, SMA CO-OPERATIVE INDUSTRIAL AREA, GTK ROAD, AZADPUR, PIN-110033, DELHI - 110033
PH :9873187388.

NEW DELHI

1694. COMPETENT AUTO (806-08-), 43/12, NAJAFGARH BAHDURGARH ROAD, NEW ANAJ MANDI, NEAR JAAT BHAWAN, NAJAFGARH, PIN-110043, DELHI - 110043
PH :8750700420.

ODHISA

ATTAGARH

1695. TUSHI (SLZ1-01-), KHATA NO 212/420,MOUZA :BIRAKISHOREPUR ATHAGARH, DISTRICT: CUTTACK - 754029
PH :7504890838.

ODISHA

ANANDAPUR

1696. JYOTE MOTORS PVT LTD (CIU2-01-), KHATA NO. 246/407, PLOT NO. 76, P.S. – GHASIPURA, MOUZA – SUDUSUDIA, DISTRICT – KEONJHAR, ANANDPUR, ODISHA. - 758021
PH :7381028525.

ANGUL

1697. ODYSSEY MOTORS PVT LTD (W101-01-), AT/PO KULAD (NEAR NALCO CPP PLANT), KANDASAR, NALCO NAGAR, ANGUL (DISTT: ANGUL). - 759145
PH :9439817308.

BALASORE

1698. JYOTE MOTORS (BALASORE) PVT. LTD (L501-01-), PLOT NO. 276, GANESHWARPUR-NH-5, POST-JANUGANJ VIA REMUNA, DIST.-BALASORE - 756019
PH :7381072600.

BALUGOAN

1699. JYOTE MOTORS (CWG1-01-), .M/S PLOT NO 758/31,KHATA NO 350/30,MOUZA-GOBARDHANPUR,BALUGOAN, DISTRICT-KHORDA,ODISHA-752030 - 752030
PH :9776615001.

BAMRA

1700. ODYSSEY MOTORS (SIA1-01-), M/S ODYSSEY MOTORS, NEAR SATSANG KENDRA, DUMERUNDA COLLEGE ROAD, BAMRA, GOVINDPUR-768221. - 768221 PH :9439314464.

BARGARH

1701. ODYSSEY MOTORS PVT LTD (D401-04-), AT/PO -BARGARH, NH-6, DISTT.-BARGARH, ORISSA - 768028 PH :8908944206.

BARIPADA

1702. JYOTE MOTORS (BALASORE) PVT. LTD (L501-02-), PLOT NO. 90/523/904, SWARUP VILLA, NH-5, BARIPADA - 757001 PH :7381072624.

BERHAMPUR

1703. SKY AUTOMOBILES (E203-01-), PLOT NO.80/1191 DHARMA NAGAR, MAIN ROAD, BERHAMPUR - 760002 PH :7381266000.

1704. SKY AUTOMOBILES (E203-02-), PLOT NO. 876, WESTERN ROW NH-5, KONISI HATO, VILLAGE – KONISI, BERHAMPUR, GANJAM, ODISHA - 761008 PH :7381266000.

BHADRAK

1705. JYOTE MOTORS (BALASORE) PVT. LTD (I201-01-), PLOT NO. 144837, KHATA NO. 1345/1087, TRISHALPUR, CHARMPA, BHADRAK, ODISHA - 756101 PH :9776345311.

BHAWANIPATNA

1706. LEGEND CARS PVT. LTD. (SW01-02-), NH-201, KESINGA ROAD, BHAWANIPATNA - 766001 PH :9937198684.

BHUBANESHWAR (NAYAPALLI)

1707. JYOTE MOTORS PVT LTD (405-01-), A/62, NAYAPALLI, NH-5, BHUBANESHWAR, ORISSA-751003 - 751003 PH :7381028525.

BHUBANESHWAR

1708. NARAYANI MOTORS PVT. LTD. (403-01-), 217, CUTTACK ROAD, JHARPARA, BHUBANESHWAR - 751006 PH :9583022031.

1709. JYOTE MOTORS PVT LTD (402-01-), A-62, NAYAPALLI, NEAR CRPF SQUARE, BHUBANESHWAR - 751003 PH :7064493302.

1710. SKY AUTOMOBILES (404-01-), PLOT NO. -435/1866, NEAR KIIT SQUARE PATIA, BHUBANESHWAR, - 751022 PH :8117829611.

1711. NARAYANI MOTORS PVT. LTD. (403-02-), PLOT NO 56 AND 57, RASULGARH, BHUBANESHWAR, ODISHA - 751010 PH :9583022046.

1712. JYOTE MOTORS PVT LTD (402-04-), PLOT NO. 22 & 23, SECTOR-A, ZONE-D, MANCHESWAR INDUSTRIAL ESTATE AREA, BHUBANESHWAR, - 751010 PH :7978910223.

1713. SKY AUTOMOBILES (404-02-), KHATA NO. 457/675, PLOT NO. 543, 756, 789 AND 546, SRIVIHAR, INFRONT OF IOCL OFFICE, P.S. -CHADRASHEKARPUR, BHUBANESHWAR, ODISHA. - 751 024 PH :7440011604.

BOLANGIR

1714. ODYSSEY MOTORS PVT LTD (D401-03-), NH-201, MADHIAPALI, SAMBALPUR ROAD, BOLANGIR, ORISSA - 767001 PH :8895418122.

CHANDIKHOLE

1715. SKY AUTOMOBILES (BXL1-01-), PLOT NO.285/3, SHANTI MANDAP MOUZA -SUNGUDA, TEHSIL-DARPANI, PO CHANDIKHOL, DIST. -JAJPUR, ODISHA, - 755044 PH :9776645798.

CUTTACK

1716. SKY AUTOMOBILES (6701-02-), BHANPUR, NH-5, CUTTACK - 753011 PH :9776645798.

1717. TUSHI MOTORS PVT. LTD. (6702-01-), PLOT NO. C-14, PLOT NO.C-13 ,INDUSTRIAL ESTATE ,KHAPURIA,TAHASIL - CUTTACK SADAR ,CUTTACK DISTRICT,BHUBANESHWAR - 753001 PH :9692912345.

DEOGARH

1718. ORBIT MOTORS PVT. LTD. (CBB1-01-), KHATA NO. 270, OI MOUZA, DEOGARH, ODISHA - 768108 PH :9437607865.

DHENKANAL

1719. SKY AUTOMOBILES (6701-04-), PLOT NO-136/1103, KATHAGARA . NEARASSAM OIL, NH-42, DHENKANAL. - 759001 PH :7440025919.

GANDAI

1720. SPARSH AUTOMOBILES (SHU1-01-), M/S SPARSH AUTOMOBILES ,WARD NO – 7, NEAR KRISHI UPAJ MANDI, GANDAI RAJNANDGAON ROAD, GANDAI – 491888 - 491888 PH :9926626662.

JAGATSINGHPUR

1721. NARAYANI MOTORS PVT. LTD. (CFM1-01-), KHATA NO. 827/221 & 827/222, PLOT NO. 1197 & 1199/3065, MOUZA-MARKHANDPUR, PO PUNABGA, DISTT. JAGATSINGHPUR, ODISHA - 754103 PH :9556511213.

JAJPUR

1722. SKY AUTOMOBILES (6701-05-), P.O JAHNA, P.S KORAI, KEONJHAR ROAD, JAJPUR, ORRISSA - 7553019 PH :9583011010.

JALESWAR

1723. JYOTE MOTORS (BALASORE) PVT. LTD (BXP1-01-), KHATA NO. 422/744, PLOT NO. 2304 AT P.O. - NAYABAZAR, JALESWAR, DIST.- BALASORE, ODISHA - 756032 PH :7381072600.

JEYPORE

1724. LEGEND CARS PVT. LTD. (SW01-03-), SOURAGUDA,JEYPORE,DISTT-KORAPUT,ORISSA ANDIA - 764001 PH :9437575188.

JHARSUGUDA

1725. ODYSSEY MOTORS PVT LTD (BJU1-01-), KHATA NO. 466/502, PLOT NO. 966, JHARSUGUDA TOWN, UNIT NO. 7, SARBAHAL P.S. JHARSUGUDA, ORISSA - 768201 PH :9439948823.

KEONJHAR

1726. JYOTE MOTORS PVT LTD (7U01-01-), NH 215, DHRUPADA, BARBIL ROAD, KEONJHAR. - 758001 PH :7064499047.

NAYAGARH

1727. JYOTE MOTORS PVT LTD (402-02-), PLOT NO. 1319/3750, KHANDAPADA, NAYAGARH - 752069 PH :7064499048.

NIMPARA

1728. NARAYANI MOTORS PVT. LTD. (CFL1-01-), PLOT NO. 345/1344, GANESH BAZAR, NIMPARA, DISTRICT – PURI, ODISHA. - 752106 PH :7381093622.

PALLAHARA

1729. ODYSSEY MOTORS PVT LTD (CHV1-01-), KHATA NO. 260, PLOT NO. 998/3720, PAHALLARA, ODISHA. - 759119 PH :9439817308.

PARADEEP

1730. NARAYANI MOTORS PVT. LTD. (OE01-01-), PLOT NO. 1438, UDAYA VIHAR, NEAR DO CHOWKI SQUARE, PARADEEP, ODISHA. - 754141 PH :9583022020.

PARLAKHEMUNDI

1731. SKY AUTOMOBILES (CLG1-01-), PLOT NO. 273, KHATA NO. 78, WARD NO. 1, PARLAKHEMUNDI, GAJAPATI, ORISSA. - 761211 PH :9776999977.

PURI

1732. NARAYANI MOTORS PVT. LTD. (4001-01-), PLOT NO 1787/2449, KHATA NO.187A/32, AT. BATAMANGLA,PO HAREKRISHNAPUR, BATAGAON, PURI, ODHISA - 752002 PH :9583022220.

RAIRANGPUR

1733. JYOTE MOTORS (BALASORE) PVT. LTD (CES1-01-), PLOT NO.1077/2466, PURNAGHATI, RAIRANGPUR, DISTT: MAYURBHANJ, ODISHA - 757046 PH :7064499936.

RAYAGADA

1734. LEGEND CARS (YB01-01-), M/S LEGEND CARS, JK PUR ROAD, KOMTALPETA, NEAR ENFIELD SHOWROOM, RAYAGADDA, ODISHA - 765001 PH :9080771180.

ROURKELA

1735. ORBIT MOTORS PVT. LTD. (6701-01-), VEDVYAS, NEAR PAAHADI BAR, ROURKELA,ORRISA - 769041 PH :9437061040.

SAMBALPUR

1736. ODYSSEY MOTORS PVT LTD (D401-01-), AINTHAPALI, SAMBALPUR, ORISSA - 768004 PH :7381083571.

1737. APARNA MOTORS (A UNIT OF APARNA VAHAN) (D402-01-), PLOT NO 969/4497, PANCHGACHIA SAMBALPUR - 768019 PH :8260966698.

1738. ODYSSEY (D401-05-), ODYSSEY MOTORS, AINTHAPALI, SAMBALPUR - 768004 PH :9692200963.

SORO

1739. JYOTE MOTORS (SQF1-01-), PLOT NO 15/1269, KHATA NO 442, SORO, BALASORE, ODISHA STATE. - 756045 PH :9776615001.

SUBARNAPUR

1740. ODYSSEY MOTORS PVT LTD (BUK1-01-), KHATA NO. 32, MOUZA – SANJHINIK, SONEPUR (ALSO KNOWN AS SUBARNAPUR), DISTRICT – SUBARNAPUR, ODISHA - 767017 PH :8895418122.

SUNDERGARH

1741. ORBIT MOTORS PVT. LTD. (BWJ1-01-), M/S ORBIT MOTORS, AT - PATRAPALI, PO SUNDERGARH, BY PASS ROAD, NEAR BJP OFFICE, SUNDERGARH - 770001 PH :8249354447.

Dealer Network (AS ON 31.10.2023)

TANGI

1742. SKY AUTO (SKM1-01-), KHATA NO 731/18, PLOT NO.107,CHAMPAGARH NH 5,TANGI, DISTRICT – KHORDHA, - 752023
PH :9776900333.

UDALA

1743. JYOTE MOTORS (BALASORE) PVT. LTD (CHW1-01-), MOUZA - UDALA, TOWN UNIT NO. 7, NAGBANI, TEHSIL NO. 325, THANA NO. 110, DIST.-MAYURBHANJ, ODISHA - 757041
PH :8249877935.

ODISHAN

NIRGUNDI

1744. NARAYANI (403-04-), KHATA NO 251/255, PLOT NO 233,MALGOWDINI-MOUZA BLITERUA, NIRGUNDI,DISTRICT-CUTTACK, ORISSA. - 754025
PH :9583001877.

ORISSA

BHUBANESWAR

1745. NARAYANI (403-03-), KHATA NO-652,PLOT NO 4493, MAUZA PANDRA THANA-RASULGARH,BHUABNESHWAR - 751025
PH :9583001877.

KENDRAPARA

1746. JYOTE MOTORS (SFI1-01-), M/S JYOTE MOTORS, KHATA NO: 351/85, PLOT NUMBER 633, MOUZA-ALBANKA, KENDRAPARA, ODISHA. - 754208
PH :9776615001.

KUCHINDA

1747. ODYSSEY MOTORS (SLNI-01-), /S ODYSSEY MOTORS ,PLOT NO 146,KHATA NO 76/9,MOUZA-KUNDAPOSHI,NEAR KUNDESHWAR MANDIR,KUCHINDA,SAMBULPUR. - 768222
PH :9439314464.

PADAMPUR

1748. ODYSSEY MOTORS (SFB1-01-), M/S ODYSSEY MOTORS, CHARPALLI,PADAMPUR, NEAR REGENCY HOTEL,DISTRICT:BARGARH, ORISSA - 770039
PH :9439314464.

PUDUCHERRY

KARAIKAL

1749. SHENBAKA CARS PVT. LTD. (CCF1-01-), R. S. NO. 173/3PT, T. S. NO. 9/5, WARD, L-BLOCK, NO. 3, KARAIKAL NAGORE MAIN ROAD, VILLAGE - ODUTHURAI REVENUE, NERAVY COMMUNE, KARAIKAL MUNICIPALITY, KARAIKAL. - 609602
PH :04368-227800/1/2.

MADAGADIPET

1750. SHENBAKA CARS PVT. LTD (CUD1-01-), SURVEY NO. 129/4/A/2, MADAGADIPET REVENUE VILLAGE, MADAGADIPET, PONDICHERY - 605 107
PH :8220046178.

PONDICHERY

1751. SHENBAKA CARS PRIVATE LIMITED (9601-01-), 133/A, MOOLAKULAM, VILLUPURAM MAIN ROAD, PONDICHERY - 605010
PH :0413-2293391/92/93.

PUNJAB

ABOHAR

1752. TARA AUTOMOBILES (ABOHAR) (H501-01-), SHREE GURU JAMBHESHWAR CHOWK, MALOUT SHREE GANGA NAGAR BYPASS, ABOHAR, PUNJAB - 152116
PH :9876047847.

ADAMPUR

1753. LOVELY AUTOS (CHA1-01-), KHASRA NO.10/7/1, JALANDHAR-HOSHIARPUR HIGHWAY, ADAMPUR DISTT. JALANDHAR - 144102
PH :8288050777.

AJNALA

1754. SWANI MOTORS PVT. LTD. (CBP1-01-), KHASRA NO. 71, AJNALA-AMRITSAR ROAD, VILLAGE - BHARKA TARA SINGH, TEHSIL - AJNALA, DISTRICT - AMRITSAR, PUNJAB. - 143102
PH :8872001731.

AMRITSAR

1755. SWANI MOTORS LTD. (1701-01-), 81,COURT ROAD, AMRITSAR - 143001
PH :9877482175, 8872000000.

1756. JAYCEE MOTORS (1704-01-), 274 EAST MOHAN NAGAR, G.T.ROAD, AMRITSAR - 143006
PH :9780038335.

1757. RISHABH FOURWHEELS PVT. LTD. (1703-01-), ADARSH SOAP COMPLEX, BATALA ROAD, AMRITSAR - 143004
PH :9914841577.

ANANADPUR SAHIB

1758. CM AUTOSALES PVT. LTD. (OF01-01-), VILLAGE MIYANPUR, NAINA DEVI ROAD, ANANADPUR SAHIB,TEHSIL ANANADPUR SAHIB, DISTT. ROPAR,PUNJAB - 140123
PH :9915022897.

APRA

1759. LOVELY AUTOS (CVW1-01-), SAMRAI CHOWK PHILLAUR ROAD, VILLAGE - APRA, TEHSIL - PHILLAUR, DIST.-JALANDHAR, STATE - PUNJAB. - 144416
PH :9915020515.

AUR

1760. LOVELY AUTOS (CVY1-01-), KHATUNI NO. 479/588, KHASRA NO. 27/20/04(2-18), 21/2(2-10), VILLAGE - AUR, TEHSIL - NAWASHAR, DIST. -SBS NAGAR, STATE - PUNJAB. - 144417
PH :9915020510.

BAGHA PURANA

1761. REMIRA MOTORS PVT. LTD. (BAH2-01-), BUILDING NO 68, OPP. SHINA ENCLAVE, MOGA ROAD, BAGHA PURANA, DISTT. MOGA, PIN-142038 - 142038
PH :7087025009.

BALACHAUR

1762. LOVELY AUTOS (XV01-01-), NEAR MCDONALD – GHUGGI JUNCTION), VPO-GARHI KANUGO, NAWANSHAHR CHANDIGARH HIGHWAY, CHANDIGARH ROAD, BALACHAUR, DISTRICT-S.B.S NAGAR, PUNJAB (NAWANSHAHR) - 144521
PH :9878427910.

BALBEHRA

1763. HIRA AUTOWORLD (SOG1-01-), NEAR HDFC BANK LTD., SAMANA ROAD, BALBEHRA - 147101
PH :9888341118.

BANGA

1764. LOVELY AUTOS (3503-03-), NAWASEHAR-JALANDHAR ROAD, BANGA - 144509
PH :9915028625.

BANUR

1765. TRICITY AUTOS PVT. LTD. (BRT1-01-), SANDHU MARKET NEAR SALES TAX BARRIER, BANUR RAJPURA HIGHWAY, BANUR, PUNJAB - 140601
PH :9988882330.

BARNALA

1766. MAX AUTOMOBILES (4502-01-), NR. HANDIYAN CHOWK,MANSABA BYE PASS,BARNALA,PUNJAB - 151001
PH :285022, 9216529220.

BATALA

1767. PATHANKOT VEHICLEADES PVT. LTD. (A701-05-), NEAR VMS INSTITUTE, SAID MUBARAK, GT ROAD, BATALA - 143505
PH :9417900850, 9417900918.

BEGOWAL

1768. MARWAHA AUTOS (BHF2-01-), PELIA TOWN, BHADAS ROAD, WARD NO. 11, JALANDHAR ROAD, VPO. BEGOWAL, KAPURTHALA, PIN-144621, PUNJAB - 144621
PH :9779166004.

BHADSON

1769. HIRA AUTOMOBILES LTD (BAG1-01-), VILLAGE CHASWAL, NABHA ROAD, BHADSON - 147202
PH :9217048236, 9217048250.

BHAGTA BHAI KA

1770. TARA AUTOMOBILES (BHG1-01-), NEAR SARPANCH HOUSE, BHAGTA BHAI KA, DISTRICT – BHATINDA. - 151206
PH :8437030666.

BHATINDA

1771. TARA AUTOMOBILES (BHATINDA) (7002-01-), MANSARA ROAD, OPP. I.T.I, BATHINDA - 151001
PH :0164-2235349, 50.

BHIKHIWIND

1772. RISHABH FOURWHEELS PVT. LTD. (BPK1-01-), KHASRA NO. 67/3/2, 4/1, 7/2, 8/1, 8/2, PIND BHIKHIWIND, TEHSIL – PATTI, DISTRICT – TARN TARAN, PUNJAB. - 143303
PH :9914708577.

BHOGPUR

1773. LOVELY AUTOS (BRU2-01-), KHASRA NO. 31/114, 17/2 18/2 23, MAIN JALANDHAR-PATHANKOT HIGHWAY,OPP- AJIT PALACE, BHOGPUR - 144201
PH :9872030006.

BHULATH

1774. LOVELY AUTOS (CHB1-01-), WARD NO. 1, NADALA-BEGOWAL ROAD, VPO BHULATH, DISTRICT – KAPURTHALA, PUNJAB. - 144622
PH :9876541065, 8288050777.

BILGA

1775. LOVELY AUTOMOBILES (SPM1-01-), VPO BILGA, NEAR GOVT. PRIMARY SCHOOL, TEHSIL PHILLAUR, JALANDHAR. - 144036
PH :9815069814.

CHUNNI KALAN

1776. HOSHIARPUR AUTOMOBILES (CFG1-01-), NEAR RAJINDER MOTORS, SIRHIND-CHANDIGARH ROAD, VILLAGE CHUNNI, DIST. FATEHGARH SAHIB. - 140307
PH :248005, 9815131766.

DASUYA

1777. HOSHIARPUR AUTOMOBILES (H402-04-), OPP CHEEMA PETROL PUMP, G.T. ROAD, DASUYA - 144205
PH :9815131766, 9872312371.

DERABASSI

1778. AUTOPACE NETWORK PVT LTD (705-02-), AT NH-2, NEAR DERABASSI, TOLL BARRIER-DERABASSI - 140507
PH :9815011669.

DEVIGARH

1779. HIRA AUTOMOBILES LTD (OG01-01-), CHANNA MOUR, PEHOWA PATIALA ROAD, DEVIGARH, DISTT. PATIALA (PUNJAB). - 147111
PH :8872034118, 9217048250.

DHILWAN

1780. MARWAHA AUTOS (SGU1-01-), MIANI BAKARPUR, AMRITSAR ROAD, OPP-INDIAN OIL PETROL PUMP, DHILWAN DISTT KAPURTHALA - 144804
PH :9779166004.

DORAHA

1781. GULZAR MOTORS (QC02-01-), G.T. ROAD, NEAR ARRICHAN CHOWK, DORAHA, DISTT. LUDHIANA, PUNJAB. - 141421
PH :9814191122.

FARIDKOT

1782. MAPSKO AUTO INDIA PVT. LTD. (4U02-01-), FARIDKOT- KOTKAPURA ROAD, FARIDKOT, PUNJAB - 151204
PH :01639- 264001, 7347000520.

FATEHGARH CHURIAN

1783. PATHANKOT VEHICLEADES PVT. LTD. (BAO1-01-), KHASRA NO. 17 R. DERABABA NANAK ROAD, FATEHGARH CHURIAN, TEHSIL - BATALA, DISTT.-GURDASPUR, STATE - PUNJAB. - 143 602
PH :9417900850 , 9875930180.

FAZILKA

1784. TARA AUTOMOBILES (H501-03-), NH-10, NEAR SARVHITKARI BAL VIDYA MANDIR, FAZILKA - 152116
PH :9876047847.

FEROZEPUR

1785. BABA AUTOS (7C01-01-), MOGA ROAD, FEROZEPUR CANTT - 152002
PH :8872013211.

GARHSHANKAR

1786. HOSHIARPUR AUTOMOBILES (H402-02-), OPP. COURT, CHANDIGARH ROAD, GARHSHANKAR, DIST. HOSHIARPUR - 144527
PH :9815131766, 9781543131.

GHANAUR

1787. HIRA AUTOWORLD LLP (CVX2-01-), WARD NO. 1, OPPOSITE OLD PETROL PUMP GHANAUR PATIALA ROAD, SUB TEHSIL - GHANAUR, TEHSIL - RAJPURA, DIST.-PATIALA, STATE - PUNJAB. - 140401
PH :9217048437.

GHAROTA

1788. PATHANKOT VEHICLEADES (SFF1-01-), VILLAGE AND PO GHAROTA, OPPOSITE PUNJAB GRAMIN BANK, TEHSIL & DISTT. PATHANKOT - 143533. - 143533
PH :8264105000.

GHOMAN

1789. PATHANKOT VEHICLEADES PVT. LTD. (CUL1-01-), KHEWAT NO. 36, KHATAUNI NO. 122, KHASRA NO. 11/25 (7-18), VILLAGE - BALRAMPUR ADDA, KHASBA - GHOMAN, - 143514
PH :8054500130.

GIDDERBAHA

1790. HIRA AUTOMOBILES LTD (AUA1-01-), NEAR BHARU CHOWK, BATHINDA-MALOUT ROAD, GIDDERBAHA, DISTT. SRI MUKTSAR SAHIB (PUNJAB) - 152101
PH :231510, 9217048250.

GORAYA

1791. LOVELY AUTOS (BJR1-01-), NEAR MILAN PALACE, G.T. ROAD, GORAYA, - 144409
PH :9417804049.

GURDASPUR

1792. PATHANKOT VEHICLEADES PVT. LTD. (A701-03-), V.P.O. BABRI NH-15, DIST. GURDASPUR - 143521
PH :9417900870 , 9878050710.
1793. PATHANKOT VEHICLEADES PVT. LTD. (A701-06-), VPO - JEEWANWAL BABRI, NH-15, GURDASPUR (PUNJAB) - 143521
PH :9417900870.

HOSHIARPUR

1794. HOSHIARPUR AUTOMOBILES (H402-01-), SINGRIWALA, JALLANDHAR ROAD, HOSHIARPUR - 146001
PH :9815131766, 9878632537.

JAGRAON

1795. SANDHU AUTOMOBILES (6206-05-), NATIONAL HIGHWAY-64, JAGRAON - 142026
PH :8437025969.

JAITU

1796. MAPSKO AUTO INDIA PVT. LTD. (YX02-01-), NEAR CANAL, BATHINDA ROAD, JAITU, DISTRICT - FARIDKOT. - 151202
PH :7347000520.

JALALABAD

1797. TARA AUTOMOBILES (H501-02-), F.F. ROAD, NEAR THANA SADAR, JALALABAD - 152024
PH :9876047847.

JALANDHAR

1798. LOVELY AUTOS (3503-01-), DR. AMBEDKAR CHOWK, JALANDHAR CITY - 144001
PH :9915020515.
1799. MARWAHA AUTOS (A UNIT OF INDERJIT MARWAHA AUTOS PVT. LTD.) (3506-01-), OPP DPS SCHOOL, G.T. ROAD, JALANDHAR - 144010
PH :9779166004.
1800. LOVELY AUTOS (3505-01-), KHASRA NO. 24/20/4, B D ENCLAVE, VILLAGE - JALANDHAR, DIST. -JALANDHAR, PUNJAB. - 144001
PH :9876044001, 9915020515.

JANDIALA GURU

1801. BABA AUTOS (7C01-03-), GT ROAD, NEAR TARN TARAN BYE PASS, JANDIALA GURU - 143115
PH :8872013029.

JANDIALA MANJKI

1802. LOVELY AUTOS (BJS1-01-), SANT MARKET, JANDIALA-BUNDALA ROAD, VILLAGE - JANDIALA MANJKI, TEHSIL - NOORMAHAL, DISTRICT - JALANDHAR, PUNJAB. - 144033
PH :7087439797.

KAHNUWAN

1803. PATHANKOT VEHICLEADES PVT. LTD. (CGM1-01-), KHASRA NO.606, VPO-KAHNUWAN, THE. & DISTT. GURDASPUR. - 143528
PH :8288993301.

KALA SANGHIAN

1804. MARWAHA AUTOS (SPL1-01-), MAIN CHOWK, KALA SANGHIAN, DISTRICT KAPURTHALA, PUNJAB - 144623
PH :9779166004.

KALANAUR

1805. PATHANKOT VEHICLEADES (SJI1-01-), KALANAUR-GURDASPUR ROAD, VILLAGE KALANAUR, TEHSIL AND DISTRICT GURDASPUR, PUNJAB - 143512
PH :9417900879.

KAPURTHALA

1806. MARWAHA AUTOS (A UNIT OF INDERJIT MARWAHA AUTOS PVT. LTD.) (4Z02-01-), SIDHU COMPLEX, CIRCLE ROAD - KAPURTHALA, PUNJAB - 144602
PH :9779166004.

KATHU NANGAL

1807. JAYCEE MOTORS (CSP2-01-), KHASRA NO.12/20/2, 21/1 KHATA NO.212/186/229 GILL KHETI STORE, GT ROAD, VILLAGE-KATHUNANGAL, DISTT. AMRITSAR, PUNJAB - 143502
PH :9780038335.

KHANNA

1808. HOSHIARPUR AUTOMOBILES (N302-01-), VILLAGE-KAUNI, NEAR GILL PETROL PUMP, GT ROAD, KHANNA, DIST.-LUDHIANA, PUNJAB. - 141401
PH :9888716261.

KHARAR

1809. CM AUTOSALES PVT. LTD. (7K01-03-), NH-95, MORINDA ROAD, KHANPUR, KHARAR. DIST. MOHALI - 140301
PH :9915022878.

KILANWALI

1810. HIRA AUTOMOBILES LTD (BFV1-01-), GT ROAD (NH NO. 09), NEAR GUREN NANAK COLLEGE, KILANWALI, TEHSIL - MALOUT, DISTRICT - MUKTSAR SAHIB. - 152107
PH :8872034131.

KOTKAPURA

1811. MAPSKO AUTO INDIA PVT. LTD. (BIS2-01-), MOGA ROAD, NEAR GUREN DHABA OPPOSITE FUN PLAZA, KOTKAPURA, DISTRICT - FARIDKOT - 151204
PH :7347000518.

LALRU

1812. AUTOPACE NETWORK PVT LTD (BRJ1-01-), VILLAGE - LALRU, DERA BASSI, SAS NAGAR MOHALI, PUNJAB. - 140501
PH :9815011669.

LUDHIANA

1813. GULZAR MOTORS LTD. (6204-01-), G.T.ROAD, DHOLEWAL, OPP. MILITARY CARM, LUDHIANA - 141003
PH :9814160099.

1814. SANDHU AUTOMOBILES (6206-01-), DHOLEWAL CHOWK, LINK ROAD, LUDHIANA - 141203
PH :9815600095.

1815. LIBRA AUTO CAR CO. LTD (6207-01-), G.T. ROAD, NEAR AIRPORT, LUDHIANA - 141020
PH :0160-2512701, 03.

1816. LIBRA AUTO CAR CO. LTD (6207-02-), G.T ROAD, NEAR AIRPORT, LUDHIANA - 141020
PH :0160-25035130.

1817. LOVELY AUTO (6209-01-), BABA NAND SINGH NAGAR, NEAR AYALLI CHOWK, FEROZEPUR ROAD, LUDHIANA - 141001 - 141001
PH :9875928451, 9875928450.

1818. LOVELY AUTOS (6209-02-), GILL ROAD, NEAR CANAL BRIDGE, LUDHIANA, PUNJAB - 141003
PH :9815069814.

1819. LOVELY AUTOS (6209-03-), OPPOSITE BHAI BALA SAHIB GURUDWARA, VILLAGE DAD, PAKHOWAL ROAD, LUDHIANA, PIN-141001, PUNJAB - 141001
PH :9815069814.

1820. LOVELY AUTOS (6209-04-), EURO MART COMPLEX, HAMBRAN ROAD, NEAR RADHA SWAMI SATSANG BHAWAN - 141008
PH :9815069814.

1821. MARWAHA AUTOS (A UNIT OF INDERJIT MARWAHA AUTOS PRIVATE LIMITED) (6210-01), GT ROAD, OPPOSITE GOYAL HUINDAI, VILLAGE DHANDHARI KHURD, LUDHIANA, DISTRICT - LUDHIANA, PUNJAB - 141010
PH :8054399990.

MACHIWARA

Dealer Network (AS ON 31.10.2023)

1822. HOSHARPUR AUTOMOBILES (9T03-01-), SAMRALA ROAD, MACHIWARA, NEAR SHEEVA MARRIAGE PALACE - 141115
PH :9875900147.

MAHILPUR

1823. HOSHARPUR AUTOMOBILES (H402-05-), NEAR NEW BUS STAND, CHANDIGARH ROAD, MAHILPUR, DIST. HOSHARPUR - 146105
PH :9914720424.

MAJITHA

1824. RISHABH FOURWHEELS PVT. LTD. (CDR1-01-), PLOT NO.130, OPP. DANA MANDI, AMRITSAR ROAD, MAJITHA. - 143601
PH :9914841577.

MALERKOTLA

1825. MAX AUTOMOBILES (CC12-01-), MALERKOTLA-LUDHIANA MAIN ROAD, VILLAGE - BHOGIWAL, MALERKOTLA, DIST.-SANGRUR, PUNJAB. - 148023
PH :9814403131 , 9056903131.

MALOUT

1826. HIRA AUTOMOBILES LTD (6302-05-), TINKONI CHOWK, NEAR LIC BUILDING, MALOUT - 152107
PH :299524, 264724,9988417000.

MANDI GOBINDGARH

1827. HOSHARPUR AUTOMOBILES (U903-01-), PLOT GOYAL MOTORS, NEAR YES BANK, MANDI SIRHIND ROAD, NH-1, MANDIGOBINDGARH, PUNJAB. - 147301
PH :9815131766 , 9914119292.

MANSA

1828. TARA AUTOMOBILES (7002-02-), BALATA ROAD, NEAR ARVIND NAGAR, MANSA , PUNJAB - 151505
PH :01652-216042.

MEHTA

1829. RISHAB (CDS1-01-), KHASRA NO. 343, BABA BAKALA ROAD, VILLAGE MEHTA CHOW, TEHSIL: BABA BAKALA, DIST AMRITSAR, PUNJAB - 143114
PH :7760315710.

MOGA

1830. REMIRA MOTORS PVT. LTD. (H602-01-), INDUSTRIAL AREA, OPPOSITE ITI, GT ROAD, MOGA. - 142001
PH:7087025402.

MOHALI

1831. NAVDESH AUTOS LLP (L105-01-), PLOT NO.C-89, INDUSTRIAL AREA, PHASE-7, MOHALI - 160059
PH :8872016453.

1832. CM AUTOSALES PVT. LTD. (706-03-), PLOT NO. B-64, INDUSTRIAL AREA PHASE-7, MOHALI – PUNJAB - 140110
PH :8284800597.

MORINDA

1833. CM AUTOSALES PVT. LTD. (BHH1-01-), KHASRA NO. 1092, CHANDIGARH-SAMRALA ROAD, MORINDA, DIST.-ROPAR, PUNJAB. - 140 101
PH :9915022811.

MUKERIAN

1834. HOSHARPUR AUTOMOBILES (IP01-01-), VILL. TALWANDI KALAN, GT ROAD, MUKERIAN - 144211
PH :9815131766, 8437919900.

MUKTSAR

1835. HIRA AUTOMOBILES LTD (6302-03-), BHAI COMPLEX, MALOUT ROAD, MUKTSAR, PUNJAB - 152026
PH :9217048250, 9056900042.

MULLANPUR

1836. SANDHU AUTOMOBILES (YY01-01-), OPPOSITE DHAKA ROAD, FEROPZEPUR ROAD, MULLANPUR - 141101
PH :8437025969.

MULLANPUR GARIBDASS

1837. NAVDESH AUTOS LLP (CVZ2-01-), H NO. 341, POST OFFICE - MULLAPUR GARIBDASS, TEHSIL - MAJRI, DIST.-SAS NAGAR, STATE - PUNJAB. - 140901
PH :8872004676.

NABHA

1838. HIRA AUTOMOBILES LTD (6302-06-), RADHA SWAMI ROAD, NABHA - 147201
PH :9317000004 ,9217048250.

NAKODAR

1839. LOVELY AUTOS (3503-04-), JALANDHAR ROAD, NEAR MALARI GATE, NAKODAR - 144040
PH :9915028603.

NANGAL

1840. CM AUTOSALES PVT. LTD. (7K01-02-), PLOT#36,AJOLI MOR, FOCAL POINT INDUSTRIAL AREA, NAPA NANGAL ,PUNJAB - 140126
PH :9592916811.

NAWANSHAHR

1841. LOVELY AUTOS (3503-02-), NAWANSHAHR CHANDIGARH ROAD, VILL.- LANGROHA, DISTTT:- NAWANSHAHR, PUNJAB - 144514
PH :9915028682.

NIHAL SINGH WALA

1842. REMIRA MOTORS PVT LTD (QB02-01-), BARNALA ROAD, NEAR DEAR BABA SEWA DASS, TEHSIL-NIHALSINGHWALA, DIST.-MOGA. - 142 055
PH :7067025009.

PATHANKOT

1843. PATHANKOT VEHICLEADES PVT. LTD. (A701-01-), NEAR MAMCOON CHOWK, DALHOUSIE ROAD, PATHANKOT, - 145001
PH :8264105000, 9417900883.

1844. PATHANKOT VEHICLEADES PVT. LTD. (A701-04-), NEAR A. B. COLLEGE, PATAHANKOT - 145001
PH :9417900828 , 9417900842.

PATIALA

1845. HIRA AUTOMOBILES LTD (6302-01-), 13-B, FACTORY AREA, PATIALA - 147001
PH :2360131, 2360562,9217048250.

1846. HIRA AUTOMOBILES LTD (6302-04-), C-20 & C-45, FOCAL POINT, PATIALA, PUNJAB - 147001
PH :2232377, 9217048234, 9217048250.

1847. HIRA AUTOMOBILES LTD (6302-07-), D-1A, INDUSTRIAL FOCAL POINT, PATIALA (PUNJAB). - 147001
PH :2232295, 2232296, 9217048250.

1848. ATELER AUTOMOBILES (6304-01-), VILLAGE MITHUMAJRA, RAJPURA-PATIALA ROAD, NEAR CASABA RESORT, PATIALA - 147001
PH :7527000106, 7527000111.

PATRAN

1849. HIRA AUTOMOBILES LTD (6302-02-), NARWANA ROAD, PATRAN, PUNJAB. - 147105
PH :244445, 245788, 9217048250.

PATTI

1850. JAYCEE MOTORS (BQA2-01-), KHASRA NO. 64/19/2/1 KA 16/49 & KHASRA NO. 64/20 KA 29/94, NEAR RADHA SWAMI, TARN TARAN ROAD, VILLAGE - PATTI, DISTT.-TARN TARAN, PUNJAB. - 143416
PH :9780038335.

PHAGWARA

1851. MARWAHA AUTOS (A UNIT OF INDERJIT MARWAHA AUTOS PVT. LTD.) (5C02-01-), PLOT NO-62, INDUSTRIAL AREA, NEAR JCT BRIDGE LUDHIANA - 141000
PH :9779166004.

PHILLAUR

1852. LOVELY AUTO (XU01-01-), OLD NAWANSHAHR ROAD CIVIL LINE, PHILLAUR, DISTRICT JALANDHAR - 144410
PH :9815069814.

POHR

1853. LOVELY AUTOS (XS02-01-), LUDHIANA-MALERKOTLA ROAD, NEAR SODHI MARRIAGE PALACE, POHR, DISTRICT LUDHIANA, PUNJAB. - 141204
PH :9915020513.

RAIKOT

1854. GUNZAR MOTORS PVT LTD (XT02-01-), BARNALA BY PASS ROAD, RAIKOT - 141109
PH :9814160099.

RAJPURA

1855. HIRA AUTOWORLD LLP (HK02-01-), VILLAGE BADHAK, RAJPUR PATIALA ROAD, RAJPURA - 140401
PH :244881-84, 9217048437,9217048250.

RAMPURA PHUL

1856. TARA AUTOMOBILES (XR01-01-), RAMPURA -BARNALA ROAD, RAMPURA PHUL - 151103
PH :01651-266643.

RAYYA

1857. RISHABH FOURWHEELS PVT. LTD. (CAK1-01-), NH-1, GT ROAD RAYYA, TEHSIL – BABA BAKALA, DISTRICT – AMRITSAR. - 143112
PH :9914708577.

ROPAR

1858. CM AUTOSALES PVT. LTD. (7K01-01-), CHANDIGARH ROPAR ROAD, ROPAR - 140001
PH :9915022802.

SAMANA

1859. HIRA AUTOMOBILES LTD (BFU1-01-), KEWAT NO. 948/950, KHATUNI NO. 1427, KHASRA NO. 101/27(4-7), PATIALA SAMANA ROAD, SAMANA, DIST.-PATIALA, STATE PUNJAB. - 147101
PH :9217048236.

SANGRUR

1860. MAX AUTOMOBILES (G402-01-), DHURI ROAD, SANGRUR, - 148024
PH :01672-239627.

SHAHKOT

1861. LOVELY AUTOS (BHT1-01-), PUBLIC SCHOOL ROAD, SHAHKOT, DISTRICT – JALANDHAR, PUNJAB. - 144702
PH :8437936811.

SIRHIND

1862. HOSHARPUR AUTOMOBILES (TF03-01-), KHEWAT KHATONI NO. 802/1049 & 821/1070 KHEWAT KHAS NO. 431/2/1 (1-0), BESIDE SBI BANK, BASSI ROAD, SIRHIND, TEHSIL AND DISTRICT – FATEHGARH SAHIB - 140406
PH :9815131766, 7527082471.

SULTANPUR LODHI

1863. MARWAHA AUTOS (A UNIT OF INDERJIT MARWAHA AUTOS PVT. LTD.) (ZY02-01-), NEAR TALWADI BRIDGE, TALWADI ROAD, SULTANPUR LODHI, DISTRICT -KAPURTHALA - 144626
PH :9779166004.

TALWADI BHAI

1864. BABA AUTOS (GMF1-01-), FEROZEPUR ROAD, NEAR FUNJISLAND, TALWADI BHAI, DISTT. FEROZEPUR - 142050
PH :8872013002.

TALWADI SABO

1865. TARA AUTOMOBILES (ON01-01-), TALWADI RAMA MAIN ROAD, NEAR VILLAGE-JAJJAL, RAMAMANDI,TALWADI SABO, BHATINDA - 1551302
PH :9466691047, 8437008666.

TALWARA

1866. HOSHIARPUR AUTOMOBILES (H402-07-), DAM ROAD, NEAR KALI MATA MANDIR, VILLAGE-NAGAR, TALWARA, PUNJAB - 144216
PH :9815131766, 9781842244.

TANDA

1867. HOSHIARPUR AUTOMOBILES (H402-06-), VILL. PULPUKHATA, MIANI ROAD, TANDA - 144203
PH :9815131766, 8437430400.

TARAGARH

1868. PATHANKOT VEHICLELEADS PVT. LTD. (BVC1-01-), VILLAGE - RAHIMPUR, VPO-TARAGARH, TEHSIL & DISTT. PATHANKOT, HIMACHAL PRADESH - 143534
PH :9988639963.

TARN TARAN

1869. JAYCEE MOTORS (BLP2-01-), VILLAGE - KAKKA, KANDIALA, NEAR SANDHU PETROL PUMP, AMRITSAR ROAD, TARAN TARAN, PUNJAB - 143401
PH :9780038039.

ZIRA

1870. BABA AUTOS (7C01-02-), FEROZEPUR ROAD, ZIRA - 142047
PH :8872013230.

ZIRAKPUR

1871. TRICITY AUTOS (9M01-01-), PATIALA HIGHWAY,VILLAGE - NABHA, ZIRAKPUR, PUNJAB - 140603
PH :9988882330.

RAJASHTHAN

JAIPUR

1872. AURIC MOTORS (1116-C1-), COMMERCIAL PLOT NO. J4, COMMERCIAL BELT B, VT ROAD, NEW SANGANER ROAD, MANSAROVAR SCHEME, JAIPUR, RAJASTHAN 302020 - 302020
PH :9571105651.

RAJASTHAN

AANDHI

1873. KP AUTO (SJK1-01-), KHASRA NUMBER 11 25., VILL AANDHI , DISTT JAIPUR, RAJASTHAN- 303001 - 303001
PH :9549665659.

ABU ROAD

1874. NAVNEET MOTORS (QO01-01-), PLOT NO. E-26, RIICO AMBAJII INDUSTRIAL AREA, PALANPUR HIGHWAY, ABU ROAD DISTT. SIROHI - 307026
PH :7665000644.

ACHROL

1875. KTL AUTOMOBILE PVT. LTD. (GKD1-01-), KHASRA NO. 37/1522.GRAM ANI, ACHROL, DELHI ROAD,TEHSIL - ACHROL, DISTRICT - JAIPUR, 303002 - 303002
PH :7412077022.

AHORE

1876. AURIC MOTORS (SHN1-01-), MADHOPURA, NEAR KARNAWATI HOSPITAL, AHORE, DISTRICT - JALORE, RAJASTHAN PIN CODE: 307029 - 307029
PH :8875088998.

AJMER

1877. AJMER AUTO AGENCIES PVT. LTD. (B201-01-), SRINAGAR ROAD,AJMER (RAJASTHAN) - 305001
PH :9314955201.

1878. RELAN MOTORS (B203-01-), NEAR BIRLA WATER TANK, PARABATPURA BYEPASS, AJMER - 305001
PH :95876 87000, 84400 41027.

1879. RELAN MOTORS (B203-02-), F-243 RIICO INDUSTRIAL AREA, PALRA, AJMER - 305001
PH :95876 87000, 87400 16329.

1880. AJMER AUTO AGENCIES PVT. LTD. (B201-05-), KHASRA NO 343/2, 344, 345, 347 GHUGHRA GHATI, JAIPUR ROAD, AJMER - 305001
PH :9314955201.

AKLERA

1881. BHATIA AND COMPANY (SGK1-01-), NH-52, RAM NAGAR COLONY, AKLERA, JHALAWAR, PIN-326033, RAJASTHAN - 326033
PH :9799299971.

ALWAR

1882. MG MOTORS (F901-01-), MUKESH GENERAL FINANCE COMPANY, ROAD NO. 2, NEAR MEO BOARDING, ALWAR - 301001
PH :9001795520.

1883. MG MOTORS (F901-02-), KHASRA NO.803/198, BHUGORE TIRAHA, NEAR ALWAR PUBLIC SCHOOL, JAIPUR ROAD, ALWAR - 301001
PH :9001795520.

ANOOPGARH

1884. AURIC MOTORS (A UNIT OF AUDI MOTORS PVT LTD) (8FE1-01-), PLOT NO. AMEDKAR CHARAHARA,RAILWAY STATION ROAD ANUPGARH (ANOOPGARH),DISTT SRI GANGANAGAR , - 335701
PH :9982638516.

ANTA

1885. BHATIA & COMPANY (A UNIT OF BHATIA CORPORATION PVT. LTD.) (CTG2-01-), KOTA-BARAN ROAD, ANTAH, DISTT.-BARAN. - 325502
PH :9413379001.

ASIND

1886. CHAMPION CARS (SID1-01-), DEV TOWERS, BEAWAR ROAD, ASIND, DISTRICT - BHLWARA, RAJASTHAN - 311302 - 311302
PH :9887063862.

ATRU

1887. SUWALKA MOTORS (SNU1-01-), JAISALMER ROAD ,CHANDAN , DISTT JAISALMER ,RAJASTHAN - 325218
PH :8306333731.

BAGRU

1888. PREM MOTORS PVT. LTD. (US02-01-), JAIPUR-AJMER HIGHWAY, BAGRU, DISTRICT-JAIPUR - 303007
PH :01414711118,8058411181.

BALESAR

1889. AURIC MOTORS (A UNIT OF AUDI MOTORS PVT LTD) (CW01-01-), KHASRA NO. 2167 JODHPUR JAISALMER ROAD, VILL:- BALESAR SATTA, TEH:- BALESAR , DIST:- JODHPUR (RAJ.) - 342203
PH :7412087344.

BALOTRA

1890. LMJ SERVICES LTD. (6502-05-), JODHPUR BALOTRA ROAD,BALOTRA, RAJASTHAN - 344022
PH :8005898360.

BANSUR

1891. FORTUNE CARS (A UNIT OF JYOTI AUTOMOBILES PVT LTD) (BOP1-01-), KOTPUTLI ROAD, NEAR SUBHASH CHOWK, BANSUR, RAJASTHAN - 301402
PH :8875005116.

BANSWARA

1892. NAVNEET MOTORS (X903-01-), NEAR J.C. MILL,OPPOSITE AKASHWANI,DAHOD ROAD,BANSWARA - 327001
PH :02962-254546, 257596,7665000879.

BARAN

1893. BHATIA & COMPANY (A UNIT OF BHATIA CORPORATION PVT. LTD.) (6101-03-), BESIDE OJHA METAL, ATRU ROAD, BARAN - 325205
PH :8929854244.

BARMER

1894. LMJ SERVICES LTD. (6502-06-), G-216, RIICO INDUSTRIAL AREA, BARMER - 344001
PH :8005898360.
1895. LMJ SERVICES LTD. (SH01-01-), NH# 68, OPP. SADAR THANA - 344001
PH :8005898360.

BASSI

1896. PREM MOTORS PVT. LTD. (VFD2-01-), MOHAN PURA BASSI, JAIPUR, RAJASTHAN - 303301
PH :01414711118,8058794151.

BAYTU

1897. LMJ SERVICES (SIT1-01-), NH-8 ,NEAR JAGDAMBA PETROL PUMP , BAYTU - 344034
PH :8094011126.

BEAWAR

1898. RELAN MOTORS (FLO3-01-), PLOT NO 1, INDIRA GANDHI UDYOGPURI, AJMER ROAD ,BEAWAR, RAJASTHAN . - 305202
PH :9587687000.

BEGUN

1899. BHATIA & CO (BTD1-01-), BHATIA & CO. (A UNIT OF BHATIA CORPORATION PVT LTD),IN FRONT OF GURUKUL, CHITTOR ROAD,BEGUN, TEHSIL - BEGUN, DISTRICT CHITTORGARH, 312023 - 312023
PH :9837325267.

BEHROR

1900. MG MOTORS (FQ01-01-), B-168, RIICO INDUSTRIAL AREA, PHASE-II, OPP. APEX TUBE, BEHROR, DISTT: ALWAR. - 301701
PH :9001795520.

BHADRA

1901. AURIC MOTORS (A UNIT OF AUDI MOTORS PVT LTD) (BIF1-01-), CHAK NUMBER-8,BARAN, NEAR HISAR BYEPASS BHADRA -BALSAMAND ROAD ,BHADRA . - 335501
PH :9166712222, 9413311745.

BHARATPUR

1902. TM MOTORS PVT. LTD. (5J01-01-), BRIJ VIHAR COLONY ,MADARPUR ROAD,BHARATPUR,RAJASTHAN - 321001
PH :9251423392.

BHAWANI MANDI

Dealer Network (AS ON 31.10.2023)

1903. SUWALKA MOTORS PVT LTD (SDB1-01-), K.NO. 327 MANDAVI OPPOSITE SDM OFFICE JHALAWAR ROAD, BHAWANIMANDI,JHALAWAR- 326502 - 326502 PH :9414242256.

BHILWARA

1904. LOHIA AUTOMOBILES (E301-01-), AJMER ROAD NEAR OCTROI POST BHILWARA - 311001 PH :7568378555,9462979233.

1905. CHAMPION CARS (UNIT OF PREM CARS PVT. LTD) (E302-01-), CHITTORGARH ROAD, BHILWARA, RAJASTHAN. - 311001 PH :01482- 267096,9358130064, 9358130066.

1906. LOHIA AUTOMOBILES (E301-03-), PLOT NO. H-11, EVERGREEN TEXTILE PARK, RIICO INDUSTRIAL AREA, PUR ROAD, BHILWARA. - 311001 PH :9667187847.

BHINDER

1907. TECHNOY MOTORS INDIA PVT. LTD. (CBS1-01-), NEAR RAILWAY STATION,SALUMBAR CHOURAHA, BHINDER - 313603 PH :8306111337.

BHINMAL

1908. SHRI KRISHNA AUTOSALES PVT LTD (CQN1-01-), KHASRA NO. 2281, KARADA CROSSING, BHINMAL, DISTRICT - JALORE, RAJASTHAN. PH :9610242790.

BHIWADI

1909. FORTUNE CARS (A UNIT OF JYOTI AUTOMOBILES PVT LTD) (9H01-01-), OPP. INDAG RUBBER,MAIN ROAD, BHIWADI - 301019 PH :9214794326,8875005116.

1910. FORTUNE CARS (A UNIT OF JYOTI AUTOMOBILES PVT LTD) (9H01-02-), F-458-C,RIICO,INDUSTRIAL AREA,BHIWADI - 301019 PH :9214794326,8875005116.

1911. FORTUNE CARS (A UNIT OF JYOTI AUTOMOBILES PVT LTD) (9H01-04-), KHASRA NO. 656/431, ALWAR ROAD, BHIWADI. - 301019 PH :9214794326,8875005116.

BIJAYNAGAR

1912. AJMER AUTO AGENCIES PVT LTD (GLF1-01-), KHASRA NO 39 ,AJMER -BHILWARA HIGHWAY CITY -BIJAYNAGAR DISTRICT - AJMER RAJASTHAN - 305624 PH :8890902472.

BIJOLIA

1913. LOHIA AUTOMOBILES (E301-02-), R/O GOLDEN CORRIDOR, OPP. ASHOK LEYLAND W/S, CHITTOR-BIJOLIA HIGHWAY, BIJOLIA, DIST. -BHILWARA - 311602 PH :7568378555,7230094157.

BIKANER

1914. AURIC MOTORS (A UNIT OF AUDI MOTORS PVT LTD) (7101-01-), OPP. URMUL DAIRY PLANT,GANGANAGAR ROAD,BIKANER - 334004 PH :1512253984,9414138511.

1915. AURIC MOTORS (A UNIT OF AUDI MOTORS PVT LTD) (7101-04-), JAIPUR BYE PASS,BIKANER - 334004 PH :1512230384,8875010507.

1916. AURIC MOTORS (A UNIT OF AUDI MOTORS PVT LTD) (7101-05-), OPP. AVYYAPPA TEMPLE, K. K. COLONY, BIKANER - 334003 PH :7014063193,9413311949.

1917. DUDI AUTOMOBILES (A UNIT OF DMAS AUTOMOBILES) (7102-01-), KHASRA NO. 376/33, JAIPUR ROAD, NH-11, BIKANER, RAJASTHAN. - 334001 PH :8929834417.

BILARA

1918. LMJ SERVICES LTD. (BZB1-01-), BANGANGA MOD, JODHPUR ROAD, BILARA , RAJASTHAN - 342602 PH :8104669835.

BORUNDA

1919. AURIC MOTORS (SNT1-01-), NEAR KESARGARH PALACE, HANUMANGARH ROAD, TIBBI, DIST. HANUMANGARH, PIN-335526, RAJASTHAN - 342604 PH :9413311745.

BUNDI

1920. BHATIA & COMPANY (A UNIT OF BHATIA CORPORATION PVT. LTD.) (6101-02-), SUMAN PLAZA, NEAR TEACHER'S COLONY, CHITTOR ROAD, OPPOSITE ICICI ATM, BUNDI - 323001 PH :8929853245.

CHAKSU

1921. K P AUTOMOTIVES PVT LTD (1104-03-), TONK ROAD, CHAKSU - 303901 PH :0141-4071111, 4071101,8696934973.

CHANDAN

1922. LMJ SERVICES LTD. (SHR1-01-), JAISALMER ROAD, CHANDAN, DISTT JAISALMER ,RAJASTHAN - 345031 PH :8094011126.

CHIRAWA

1923. AURIC MOTORS (A UNIT OF AUDI MOTORS PVT LTD) (SY02-01-), NEAR PILANI CIRCLE, LOHARU ROAD, STATE HIGHWAY-8, CHIRAWA - 333026 PH :01596-217163,7230081668.

CHITTORGARH

1924. BHATIA & COMPANY (A UNIT OF BHATIA CORPORATION PVT. LTD.) (K901-01-), PLOT NO. 1001/1-1002/1,NIMBAHERA ROAD,CHITTORGARH - 312001 PH :01472 240999,9549277861.

CHOMU

1925. KTL AUTOMOBILES (HW02-01-), KHARSA NO.695, JAIPUR SIKAR BYPASS ROAD, CHOMU, RAJASTHAN. - 303702 PH :7412077034.

1926. SATNAM MOTORS (HW03-01-), NEAR CM CHOPRA HOSPITAL, JAIPUR ROAD, CHOMU, DISTRICT - JAIPUR, RAJASTHAN - 303702 PH :8302090000.

CHURU

1927. TR SAWHNEY (MD04-01-), KHASRA NO. 913/54, JAIPUR ROAD, VILLAGE RAMSARA, CHURU, PIN-331001, RAJASTHAN - 331001 PH :9782078531.

DANTA RAMGARH

1928. JAMU AUTOMOBILES PVT LTD (CTQ1-01-), KHASRA NO. 1016/256, VILLAGE - RAMGARH, TEHSIL - DATAH RAMGARH, DIST.-SIKAR. - 332703 PH :9116816905.

DAUSA

1929. VIPUL MOTORS PVT. LTD. (1102-03-), AGRA JAIPUR ROAD, DAUSA - 303303 PH :9672211333.

DEGANA

1930. SHRI MANGALAM (SDJ1-01-), PLOT NUMBER -189 , NEAR NAGAUR RAILWAY STATION ROAD, DEGANA - 341503 PH :7230055955.

DEOLI

1931. K P AUTOMOTIVES PVT LTD (Z001-01-), KOTA- JAIPUR HIGHWAY, NH-12, DEOLI - 304804 PH :8696925259.

DEVGARH

1932. LOHIA AUTOMOBILES (CUQ1-01-), NEAR KRISHI MANDI, KAMLIGHT ROAD, TEHSIL - DEVGARH, DISTRICT - RAJSAMAND, RAJASTHAN. - 313331 PH :9772626856.

DHARIYAWAD

1933. BHATIA & CO. (SMC1-01-), PRATAPGARH ROAD, DHARIYAWAD, DIST. - PRATAPGARH, RAJASTHAN - 313605 - 313605 PH :9829736081.

DHOLPUR

1934. TM MOTORS PVT. LTD. (5K01-01-), TM MOTORS PVT. LTD., GT ROAD DHOLPUR, RAJASTHAN. - 328001 PH :8097477862.

DIDWANA

1935. SHRI MANGLAM AUTO PVT. LTD. (FT03-01-), KHASRA NO. 73, NEAR CHOTI DEVI SCHOOL, LADNU ROAD, DIDWANA , DISTRICT - NAGAUR. - 341303 PH :7230055924.

DUDU

1936. PREM MOTORS PVT. LTD. (BRY1-01-), KHASRA NO 1167 & 1108, OPPOSITE POWER HOUSE SERVICE LANE, NH-8, DUDU. - 303008 PH :8058411181.

DUNGURPUR

1937. NAVNEET MOTORS (4902-02-), G-71, INDUSTRIAL AREA, DUNGARPUR - 314001 PH :9414104833,9414104833.

FALNA

1938. LMJ SERVICES LTD. (BBR1-01-), OPPOSITE PRAKASH DINING HOTEL ,FALNA - 306116 PH :8094011126.

FATEHNAGAR

1939. TECHNOY MOTORS INDIA PVT. LTD. (4903-03-), PLOT NO.15, FATENAGAR SANWAR ROAD, UDAIPUR-CHITTORGARH HIGHWAY NO.76, FATEHNAGAR-313205 DISTT. UDAIPUR - 313205 PH :9772564139,9772564139.

GANGAPUR CITY

1940. PREM MOTORS PVT. LTD. (BUT1-01-), KHASRA NO. 5854, 5858, 5860, 5861, VILLAGE UDAI KALAN, THE GANGAPUR CITY - 322201 PH :8058794122.

GUDAMALINI

1941. LMJ SERVICES (SJB1-01-), KHARSA NO. 1360/5, RATHORO KI DHANI, JODHPUR ROAD, GUDAMALANI, DISTRICT - BARMER, RAJASTHAN - 344031. - 344031 PH :8040011126.

GUDHAGORJI

1942. AURIC MOTORS (A UNIT OF AUDI MOTORS PVT LTD) (CGC1-01-), BHORKI ROAD, GUDHAGORJI, DISTRICT - JHUNJHUNUN, RAJASTHAN. - 333022 PH :7412059848.

HANUMANGARH

1943. AURIC MOTORS (A UNIT OF AUDI MOTORS PVT LTD) (7101-03-), JUNCTION TOWN ROAD,HANUMANGARH, DIST. - HANUMANGARH - 335512 PH :01552-231295,9166712222, 9413311745.

1944. AURIC MOTORS (7101-06-), PLOT NUMBER 134, INDUSTRIAL AREA, HANUMANGARH, RAJASTHAN. - 335512 PH :9413311745.

HINDAUN

1945. FORTUNE CARS (A UNIT OF JYOTI AUTOMOBILES PVT LTD) (S002-01-), KHASRA NO. 737, VILLAGE – PATTI NARAINPUR, NEAR HANUMAN MANDIR, HINDAUN-MAHWA ROAD, HINDAUN. - 322230
PH :7017024146,7017024146.

JAIPUR

1946. VIPUL MOTORS PVT. LTD. (1102-01-), F-124A, MALVIYA INDUSTRIAL AREA, MALVIYA NAGAR, JAIPUR - 302017
PH :9269117654,8949686508.

1947. K P AUTOMOTIVES PVT LTD (1104-01-), E-198, SANGANER INDUSTRIAL AREA, MANSAROVAR, JAIPUR - 302020
PH :0141-4071111, 4071101,6377203709, 6377203731.

1948. PREM MOTORS PVT. LTD. (1112-02-), 12 13,SUDARSHANPURA INDUSTRIAL AREA, JAIPUR - 302006
PH :0141-4711111,8058703388 , 8058794122.

1949. SANGA AUTOMOBILES PVT. LTD. (1110-01-), SECTOR 35, PRATAP NAGAR,SANGANER, JAIPUR - 302033
PH :9772210922.

1950. VIPUL MOTORS PVT. LTD. (1102-05-), 29, INDUSTRIAL AREA, JHOTWARA, JAIPUR - 302012
PH :0141-3524203,9672211333.

1951. PREM MOTORS PVT. LTD. (1112-01-), PLOT NO. E101/A, VKI , JAIPUR - 302039
PH :01414411123,8929409921.

1952. SATNAM MOTOCORP PVT. LTD. (1113-01-), PLOT NO. E-524, SITAPURA INDUSTRIAL AREA, JAIPUR – 302 022, RAJASTHAN. - 302022
PH :1412771976,8302390000.

1953. KTL AUTOMOBILE PVT. LTD. (1115-01-), PLOT NO. 13B, JHOTWARA INDUSTRIAL AREA, JAIPUR. - 302012
PH :7412077022.

1954. PREM MOTORS PVT. LTD. (1112-03-), PLOT NO. B-12, MALVIYA NAGAR, JAIPUR. - 302017
PH :9358715550,8929409921.

1955. KTL AUTOMOBILES (1115-02-), KHASRA NO 1210-1216/2959 , BHANKROTA , TEH SANGANER ,DISTRICT JAIPUR. - 302026
PH :7412077007.

1956. KTL AUTOMOBILES (1115-03-), ORBIT MALL CIVIL LINES METRO STATION AJMER ROAD ,JAIPUR - 302006
PH :7412077007.

1957. K.P. AUTOMOTIVE (1104-G1-), B-1, GOVIND MARG, ADARSH NAGAR, JAIPUR – 302004 - 302004
PH :9549665659.

1958. KTL AUTOMOBILES (1115-04-), CHOKDI HAWALI SHAHAR, SHIRKI SHAHAR, NEAR IDGAH, BILOCHYOAN MOHALLA, TRANSPORT NAGAR, DELHI ROAD, JAIPUR - 302002 - 302002
PH :9772210922.

1959. KP AUTO (1104-G2-), PLOT NO. 4, RAJIV COLONY, RPA ROAD, OPP. RADHA SWAMI SATSANG BHAWAN, SHASTRI NAGAR, JAIPUR 302016. - 302016
PH :9549665659.

1960. SANGA AUTONATION (1117-01-), SECTOR 35, PRATAP NAGAR, SANGANER, JAIPUR, PIN-302023, RAJASTHAN - 302023
PH :9929365847.

JAISALMER

1961. LMJ SERVICES LTD. (5L01-01-), PLOT NO.36, 37, MAHESH REFUGEE COLONY, HDC SOCIETY, DABLA ROAD, JAISALMER (RAJASTHAN) - 345001
PH :8005898360.

JAITARAN

1962. LMJ SERVICES LTD. (BNY1-01-), KHASRA NO. 784, JAIPUR-JODHPUR BYE PASS ROAD, JAITARAN, DIST.-PALI. - 306302
PH :9269971266.

JALORE

1963. SHRI KRISHNA AUTOSALES PVT LTD (VD01-01-), KHASRA NO.6809/2616, 2623, INDUSTRIAL AREA, JALORE-BHINMAL ROAD, JALORE - 343001
PH :2973211613,9829203644.

JAMWA RAMGARH

1964. K P AUTOMOTIVES PVT LTD (BZL1-01-), KHASRA NUMBER -228/169, OPP UDAY AUTOMOBILES,JAIPUR ALWAR ROAD –JAMWA RAMGRAH. - 303109
PH :6377203709, 6377203731.

JHADOL

1965. TECHNOY MOTORS (SKO1-01-), KHASRA NO. 186/1, NH # 8, NEAR ASHOK LEYLAND WORKSHOP, SARDARPURA, SOJAT, PIN-306104, RAJASTHAN - 306104
PH :8890673099.

JHALAWAR

1966. BHATIA & COMPANY (A UNIT OF BHATIA CORPORATION PVT. LTD.) (6102-02-), OPP. BALAJI KI CHHATRI, KHEL CIRCLAR STADIUM, BUS STAND ROAD, JHALAWAR - 326001
PH :9413350336.

JHUNJHUNU

1967. AURIC MOTORS (A UNIT OF AUDI MOTORS PVT LTD) (FN03-02-), E1-2, AUTOMOBILES SERVICE SECTOR, RIICO INDUSTRIAL AREA, PHASE-2, SIKAR JAIPUR ROAD, JHUNJHUNU. - 333001
PH :01592-250045,7412087489.

JOBNER

1968. PREM MOTORS PVT. LTD. (BRD1-01-), KHASRA NO. 758 & 754, BABER WALON KI DHANI, JOBNER, TEHSIL – PHULERA, DISTRICT – JAIPUR, RAJASTHAN - 303328
PH :8058411181.

JODHPUR

1969. LMJ SERVICES LTD. (6502-01-), PRATAP NAGAR, JODHPUR - 340002
PH :9950496202

1970. LMJ SERVICES LTD. (6502-04-), OPP TO RFC OFFICE, NEW POWER HOUSE ROAD, JODHPUR - 342003
PH :8094011127.

1971. SHRI KRISHNA AUTOSALES PVT LTD (6503-01-), 32-A, HEAVY INDUSTRIAL AREA, NR FCI GODOWNS, JODHPUR - 342005
PH :2912748402,9001894669.

1972. LMJ SERVICES LTD. (6502-09-), B-8,9,10, MARUDHAR INDUSTRIAL AREA, PHASE 1, BASNI, JODHPUR - 342008
PH :8094011147.

1973. LMJ SERVICES LTD. (6502-0C-), 21/1, PAL MAIN BALOTRA ROAD, NEAR D.P.S. CIRCLE, JODHPUR - 342002
PH :7230057721.

1974. AURIC MOTORS (A UNIT OF AUDI MOTORS PVT LTD) (6504-01-), C-62 BASNI INDUSTRIAL AREA, PHASE-1, JODHPUR - 342005
PH :7412059839.

1975. LMJ SERVICES LTD. (6502-0D-), PARSHWANATH COLONY, KAYLANA ROAD, JODHPUR. - 342 001
PH :8696916455.

1976. LMJ SERVICES LTD. (6502-10-), KHASRA NO. 357/5, BANAR ROAD, OPPOSITE VIDHYA PUBLIC SCHOOL, JODHPUR, RAJASTHAN - 342 003
PH :7222002424.

KAPRAIN

1977. BHATIA & COMPANY (A UNIT OF BHATIA CORPORATION PVT. LTD.) (BGG1-01-), MEGA HIGHWAY ROAD, NEAR PETROL PUMP, KAPRAIN DISTT. BUNDI - 323301
PH :9413379001.

KEKRI

1978. AJMER AUTO AGENCIES PVT. LTD. (B201-03-), KOTA SAWAR ROAD, KEKRI - 305404
PH :9314955201.

KHAJUWALA

1979. AURIC MOTORS (SJC1-01-), DANTOR ROAD, KHAJUWALA, DIST. - BIKANER, RAJASTHAN. - 3340323
PH :9982299666.

KHANDAR

1980. PREM MOTORS (SQM1-01-), SAWAI MADHOPUR-KHANDAR RD., KHANDAR, RAJASTHAN - 322025. - 322025
PH :8058899660.

KHANPUR

1981. SUWALKHA MOTORS (SMA1-01-), BYPASS CHORAYA, MEGA HIGHWAY BARAN-JHALAWAR, KHANPUR, TEHSIL – KHANPUR, DISTRICT – JHALAWAR, RAJASTHAN PIN CODE: 326038 - 326038
PH :8306333731.

KHERLI

1982. MG MOTORS (BZE1-01-), KHERLI KATHUMAR ROAD, VILLAGE KHERLI, DISTT. ALWAR, RAJASTHAN - 321606
PH :9001795520.

KHERWARA

1983. TECHNOY MOTORS (SEE1-01-), OPP. ATITHI PALACE, VILLAGE BADLA, NH 8, KHERWARA, TEHSIL – KHERWARA, DISTRICT – UDAIPUR, RAJASTHAN PIN CODE: 313803 - 313803
PH :9530396845.

KISHANGARH

1984. AJMER AUTO AGENCIES PVT LTD (TU01-01-), R K LINK ROAD, - 305802
PH :9314391011.

KISHANGARH BAS

1985. FORTUNE CARS (A UNIT OF JYOTI AUTOMOBILES PVT LTD) (9H01-03-), KISHANGARH BIWADI HIGHWAY, NEAR KISHANGARH, DISTRICT ALWAR - 301405
PH :8875007753,8875007753.

KOTA

1986. BHATIA & COMPANY (A UNIT OF BHATIA CORPORATION PVT. LTD.) (6101-01-), 13-16 B, INDUSTRIAL ESTATE, KOTA - 324007
PH :8929400447.

1987. BHATIA & COMPANY (A UNIT OF BHATIA CORPORATION PVT. LTD.) (6102-01-), AUTO MOBILE ZONE, G-11/12 INDUSTRIAL AREA, KOTA - 324005
PH :0744-2439008,2439006,9587894887.

1988. BHATIA & COMPANY (A UNIT OF BHATIA CORPORATION PVT. LTD.) (6101-04-), 3(K), CHAMBAL INDUSTRIAL AREA, KOTA, RAJASTHAN - 324007
PH :8929400447.

1989. BHATIA & COMPANY (A UNIT OF BHATIA CORPORATION PVT. LTD.) (6101-05-), E-46, CHAMBAL INDUSTRIAL AREA, KOTA - 324007
PH :8929400447.

1990. BHATIA & COMPANY (A UNIT OF BHATIA CORPORATION PVT. LTD.) (6101-06-), PLOT NO. E-222, ROAD NUMBER 5, INDRAPRASTHA INDUSTRIAL AREA, KOTA, RAJASTHAN. - 324005
PH :0744-2439008,2439006,9587894887.

Dealer Network (AS ON 31.10.2023)

1991. SUWALKA MOTORS PVT. LTD. (6104-01-), RIDDHI SIDDHI NAGAR, KUNHARI, BUNDI ROAD, KOTA, RAJASTHAN. - 324008
PH :0744-2661226,7742121212.

KOTPUTLI

1992. PREM MOTORS PVT. LTD. (MH09-01-), NH-8, BUCHARA COLONY, OPP. SHAKTI VIHAR, KOTPUTLI, JAIPUR - 303109
PH :01414711118,8059411181.
1993. PREM MOTORS PVT. LTD. (MH09-02-), KHASRA NO.-636, KOTPUTLI, DIST. JAIPUR, RAJASTHAN - 303108
PH :01414711118,8059411181.

KUCHAMAN

1994. SHRI MANGLAM AUTO PVT. LTD. (VA02-01-), SUDARSHAN NAGAR, BURSUA ROAD, KHASRA NO.148, KUCHAMAN. - 341508
PH :7230055928.

LADNU

1995. SHRI MANGLAM AUTO PVT. LTD. (CUP1-01-), KHASRA NO. 1011, SUJANGARH ROAD, LADNU - 341306
PH :7412044506.

LALSOT

1996. VIPUL MOTORS PVT. LTD. (BZF1-01-), PLOT NO.22,23, KHASRA NO.1502-03, NARAYAN VIHAR, SAWAI MADHOPUR ROAD, LALSOT, RAJASTHAN - 303502
PH :9672211333.

LOSAL

1997. JAMU MOTORS (SMD1-01-), LOSAL-SALASAR-DIDWANA ROAD, OPPOSITE SHIV MANDIR, WARD NO. 1, LOSAL, RAJASTHAN - 332025 - 332025
PH :9057400761.

LUNI

1998. LMJ SERVICES (SFD1-01-), NEAR SBI BANK, SALAWAS ROAD,LUNI, TEHSIL - LUNI,DISTRICT - JODHPUR,RAJASTHAN PIN CODE: 342802 - 342802
PH :8094011126.

MAHWA

1999. VIPUL MOTORS PVT. LTD. (BKZ1-01-), KHASRA NO.37/384, BHARATPUR ROAD RYE-PASS, N.H. -11, MAHWA, DISTT. DAUSA (RAJASTHAN) - 321608
PH :9672211333.

MAKRANA

2000. SHRI MANGLAM AUTO PVT. LTD. (CFX1-01-), KHASRA NO. 609/4, NEAR BAJAJ SHOWROOM, MANGLANA ROAD, MAKRANA, DISTRICT - NAGAUUR. - 341505
PH :7230055934.

MALPURA

2001. K P AUTOMOTIVES PVT LTD (BLB1-01-), PLOT NO.07, SHRI KALYAN NAGAR COLONY, JAIPUR-KEKRI ROAD, MALPURA - 304502
PH :8696925262.

MANDALGARH

2002. CHAMPION (SHA1-01-), OPP. MODEL SCHOOL, BUOLLA ROAD, MANDALGARH, DISTRICT - BHILWARA, PIN-311604, RAJASTHAN - 311604
PH :9837325267.

MERTA

2003. SHRI MANGLAM MOTORS (NG03-01-), KHASRA NUMBER 1679, NH-89,MERTA ,RAJASTHAN. - 341510
PH :9116007201.

NAGAUUR

2004. SHRI MANGLAM AUTO PVT. LTD. (HL03-01-), KHASRA NO. 1479/982 & 1478/93, BIKANER ROAD, NAGAUUR. - 341 001
PH :9116008624.

NAINWA

2005. BHATIA & COMPANY (A UNIT OF BHATIA CORPORATION PVT. LTD.) (CTJ1-01-), UNIARA ROAD, OPP. PETROL PUMP, NAINWA, DIST. KOTA - 323801
PH :9413379001.

NARAYANPUR

2006. FORTUNE CARS (SDV1-01-), KHASRA NO. 2848, JAIPUR ROAD,NEAR NARAYANPUR BYPASS VILLAGE, NARAYANPUR TEHSIL - NARAYANPUR, DISTRICT - ALWAR,RAJASTHAN PIN CODE: 301024. - 301024
PH :8875004375.

NASIRABAD

2007. AJMER AUTO AGENCIES PVT. LTD. (B201-04-), CHAVANI BOARD NO:1613, HAWA CHAKKI, NASIRABAD ROAD, NASIRABAD, DISTT. AJMER - 305601
PH :9314955201.

NATHDWARA

2008. LOHIA AUTOMOBILES (X201-02-), NH-8, LAL BAG, NATHWARA, DISTRICT: RAJSAMAND - 313301
PH :8306009399.

NAWALGARH

2009. AURIC MOTORS (SIE1-01-), KHATA NO. 76, PUNIA KI DHANI, SIKAR ROAD, NAWALGARH, DISTRICT - JHUNJHUNU, RAJASTHAN PIN CODE: 333042 - 333042
PH :9928720360.

NEEM KA THANA

2010. JAMU AUTOMOBILES PVT LTD (K701-03-), NEAR TOLL PLAZA, KOTPUTLI ROAD, NEEM KA THANA, SIKAR - 332713
PH :9116816905,9116816905.

NEEMRANA

2011. FORTUNE CARS (A UNIT OF JYOTI AUTOMOBILES PVT LTD) (OP01-01-), F-42 & 42(B), PHASE-1, NEEMRANA, TEHSIL: BEHROR, DISTT. ALWAR - 301705
PH :9610715222,9636139386.

NIMBAHERA

2012. BHATIA & COMPANY (A UNIT OF BHATIA CORPORATION PVT. LTD.) (CTH1-01-), PLOT NO. 7-8, 33-34, 35-36, NIMBAHERA, DIST. -CHITTORGARH. - 312601
PH :9772378681,9772378681.

NIWAI

2013. K P AUTOMOTIVES PVT LTD (BLA1-01-), VANASTHALI CIRCLE, NEAR PRATEEK GAS AGENCY, TONK ROAD, NIWAI, DISTRICT - TONK. - 304021
PH :8696925262.

NOHAR

2014. AURIC MOTORS (A UNIT OF AUDI MOTORS PVT LTD) (VE02-01-), OPP. RAILWAY STATION, NOHAR, DISTRICT-HANUMANGARH - 335523
PH :0155-5221485,7412059821, 8875010541.

NOKHA

2015. AURIC MOTORS (A UNIT OF AUDI MOTORS PVT LTD) (I501-01-), F-46, RIICO EXTENSION, NOKHA INDUSTRIAL AREA, NOKHA DISTT- BIKANER (RAJASTHAN) - 334803
PH :7412059805.

PADAMPUR

2016. DUDI MOTORS (SGC1-01-), NEAR BASANT PLACE, BHAGAT SINGH CHOWK, KARANPUR ROAD, PADAMPUR SRI GANGANAGAR 335041 - 335041
PH :8619215475.

PALI

1998. LMJ SERVICES LTD. (6502-03-), KHASRA NO. 771/1, JODHPUR PALI ROAD, PALI - 306401
PH :9269971266.

PAOTA

2018. K P AUTOMOTIVES PVT LTD (BRH1-01-), PATTI SANKHYA 31, MISAL SANKHYA 89, NEAR BAMBORIA PETROL PUMP, NH-8, PAOTA, RAJASTHAN. - 303106
PH :6377203709, 6377203731.

PARBATSAR

2019. SRI MANGLAM (SKT1-01-), NEAR IFL HOUSING FINANCE CO., KISHANGARGH ROAD, PARBATSAR, DISTRICT - NAGAUUR, RAJASTHAN - 341512. - 341512
PH :8740909096.

PARTAPUR

2020. NAVNEET MOTORS (BKY1-01-), AAASHAPURA CHAURAHA, BHAGORA MOR, NEAR RAASHAPURA MANDIR, PARTAPUR ,AAJASATHAN - 327024
PH :9001550644.

PHALODI

2021. SHRI KRISHNA AUTOSALES PVT LTD (BQI1-01-), OPP. RCP GUEST HOUSE, NAGAUUR KHICHAN ROAD, PHALODI, RAJASTHAN - 342301
PH :9116011959.

PHULERA

2022. KTL AUTOMOBILE PVT. LTD. (CUS1-01-), KHASRA NO. 21 TO 24 AND PLOT NO. 189 IN RAM VIHAR COLONY, PANCHBHATI, PHULERA, DISTRICT - JAIPUR, RAJASTHAN - 303338
PH :7412077022.

PINDWARA

2023. NAVNEET MOTORS (COP1-01-), OPPOSITE WOLKEM FACTORY, SIROHI ROAD, PINDWARA, DIST. - SIROHI. - 307022
PH :7230036616,7230019849.

PIPAR

2024. LMJ SERVICES LTD. (BT11-01-), KHASRA NO. 1095, PIPAR CITY, DIST. JODHPUR. - 342601
PH :9462616268.

PISANGAN

2025. AJMER AUTO AGENCIES PVT. LTD. (CTL1-01-), PLOT NO.11, SHIV VIHAR COLONY, MANGLIYAWAS ROAD, PISANGAN, DISTRICT - AJMER, RAJASTHAN. - 305204
PH :9314955201.

POKHRAN

2026. LMJ SERVICES (BOA1-01-), SUNDER NAGAR, TEHSIL POKHRAN, DISTRICT - JAISALMER, RAJASTHAN. - 345021
PH :9610115660.

PRATAPGARH (RAJASTHAN)

2027. BHATIA & COMPANY (A UNIT OF BHATIA CORPORATION PVT. LTD.) (PNO1-01-), CHITTORGARH-PRATAPGARH ROAD, GRAM-BAMBOTARA, PRATAPGARH (RAJASTHAN) - 312605
PH :9314954999.

RAIPUR

2028. LMJ SERVICES LTD. (CRZ1-01-), NATIONAL HIGHWAY, PALI ROAD, VILLAGE - RAIPUR, DISTRICT - PALI. - 306304
PH :9269971266.

RAISINGHNAGAR

2029. AURIC MOTORS (A UNIT OF AUDI MOTORS PVT LTD) (BHK1-01-), PLOT NO. H-2, INDUSTRIAL AREA, RAISINGHNAGAR, DISTRICT - SRIGANGANAGAR. - 335051
PH :9982863516.

RAJGARH

2030. MG MOTORS (FY01-01), ALWAR SIKANDRA MEGA HIGHWAY, VILLAGE DIGAWARA, TEHSIL RAJGARH DISTT. ALWAR - 301408
PH :9001795520.
2031. AURIC MOTORS (A UNIT OF AUDI MOTORS PVT LTD) (GD1-01), NH-65, OPP. BHAGAT SINGH CHOWK, RAJGARH DISTT. CHURU - 331023
PH :9602261977.

RAJSAMAND

2032. LOHIA AUTOMOBILES (X201-01), BHLWARA ROAD, KHANKROLI, RAJSAMAND DISTT, RAJSAMAND - 313301
PH :8306009399.

RAMGANJMANDI

2033. BHATIA & COMPANY (A UNIT OF BHATIA CORPORATION PVT. LTD.) (BAZ1-01-), KHAIRABAD ROAD, KHASARA NO. 753, A.S.I COLONY, RAMGANJ MANDI - 326519
PH :9414085790.

RANIWARA

2034. SHRI KRISHNA AUTOSALES PVT LTD (SGX1-01-), NEAR RAILWAY GATE, BHINMAL ROAD, RANIWARA, TEHSIL – RANIWARA, DISTRICT – JALORE, RAJASTHAN, PIN CODE: 343040 - 343040
PH :9928377669.

RATANGARH

2035. AURIC MOTORS (A UNIT OF AUDI MOTORS PVT LTD) (BHJ1-01-), PLOT NO. AREA F-186 INDUSTRIAL AREA, RATANGARH. - 331 022
PH :7412087301.

RAWATBHATA

2036. BHATIA & COMPANY (A UNIT OF BHATIA CORPORATION PVT. LTD.) (JQ01-01-), NEAR INDIAN OIL PETROL PUMP, KOTA ROAD, RAWATBHATA, DIST. CHITTORGARH, RAJASTHAN. - 323307
PH : - 9587894887.

RAWATSAR

2037. AURIC MOTORS (A UNIT OF AUDI MOTORS PVT LTD) (SDA1-01-), CHAK 21-22, DWD, PLOT NUMBER -10 & 11, RAWATSAR (RAJASTHAN). - 335524
PH :9166712222, 9413311745.

REENGUS

2038. JAMMU MOTORS (SGL1-01-), REENGUS HIGHWAY, REENGUS DISTT. SIKAR -332404
PH :332404.

RENWAL MANJHI

2039. PREM MOTORS PVT. LTD. (GKZ1-01-), KHASRA NUMBER 2286/110, OPP ROHINI NAGAR 1 ,JAIPUR BHLWARA HIGHWAY ,RENWAL, TEHSIL PHAGI JAIPUR ,RAJASTHAN (303904) . - 303904
PH .01414711118,9928494441.

REVDAR

2040. TECHNOY MOTORS INDIA PVT. LTD. (CRY1-01-), OPP. TIRUPATI PETROL PUMP, KAROTI ROAD, REVDAR, DISTT. SIROHI, RAJASTHAN - 307514
PH .9116653766,9116653766.

SAGWARA

2041. TECHNOY MOTORS INDIA PVT. LTD. (CK01-01-), BANSWARA ROAD, CHUNGINAKA, NR. CENTRAL JAIL, SAGWARA, DUNGARPUR DISTT., RAJASTHAN - 314025
PH :02966254767,7230088824.

SALUMBAR

2042. NAVNEET MOTORS (BZH1-01-), GANESH GHATI, BANSWARA ROAD, SALUMBAR, DISTRICT – UDAIPUR. - 313027
PH :7665887444.

SAMBHAR

2043. KTL AUTOMOBILE PVT. LTD. (CVD1-01-), PLOT NUMBER -C1 NEAR SHAKUMARI PG COLLEGE , PHULERA ROAD , SAMBHAR 303604 - 303604
PH :7412077022.

SANCHORE

2044. SHRI KRISHNA AUTOSALES PVT LTD (GY01-01-), PLOT NO. 217, KHASRA NO. 844, 865, 867, MANMOHAN SINGH PARK, NH-15, BARMER ROAD, SANCHORE, DIST.-JALORE. - 343041
PH :9636224546.

SANGARIA

2045. AURIC MOTORS (A UNIT OF AUDI MOTORS PVT LTD) (GKK1-01-), HANUMANGARH ROAD NEAR KARMA PETROL PUMP - 335035
PH :7412059827.

SANGOD

2046. BHATIA & COMPANY (A UNIT OF BHATIA CORPORATION PVT. LTD.) (GLG1-01-), KHASRA NO 1637 , SANGOD BAPAPAR MAIN ROAD ,SANGOD - 325601
PH .9413353999.

SARDARSHAHAR

2047. AURIC MOTORS (A UNIT OF AUDI MOTORS PVT LTD) (BID1-01-), KHASRA NO.134, MOTOR MARKET, RATANGARH SARDARSHAHAR ROAD, SARDARSHAHAR DISTT. CHURU, RAJASTHAN - 331403
PH :97998333995.

SARWAR

2048. RELAN MOTORS (SJR1-01-), CHAMAN CHOURAHA, AJMER ROAD, SARWAR, DISTRICT – AJMER, RAJASTHAN 305403 - 305403
PH :9587687000

SAWAI MADHOPUR

2049. PREM MOTORS PVT. LTD. (FY03-01-), PLOT NO 14, RIICO INDUSTRIAL AREA, KHERDA, SAWAI MADHOPUR - 322001
PH .01414711118,9358725409.

SAYALA

2050. AURIC MOTORS (SHM1-01-), NEAR PETROL PUMP, HANUMAN MANDIR SOUTH STYLE, MAIN ROAD SAYALA, SAYALA TEHSIL – SAYALA, DISTRICT – JALORE, RAJASTHAN PIN CODE: 343022 - 343022
PH :9460739993.

SHAHPURA

2051. K P AUTOMOTIVES PVT LTD (1104-05-), VILLAGE RAJPURA, GRAM PANCHAYAT BIDARA, NH-8, SHAHPURA - 303103
PH :0141-4071111, 4071101, 8696934964, 9358220012.

2052. LOHIA AUTOMOBILES (CCP1-01-), OPPOSITE LIC OFFICE, BHLWARA ROAD, SHAHPURA DISTT. BHLWARA - 311404
PH :7568378555,9462979238.

SHEO

2053. LMJ SERVICES LTD. (SDO1-01-), NEAR RIDDI SIDDI HOTEL, OPPOSITE HP PETROL PUMP ,TEH SHEO, DISTT – BARMER - 335521
PH :8094011144.

SHEOGANJ

2054. NAVNEET MOTORS (SMI1-01-), F 132 ,OPP. 33/11 KV STATION, RIICO INDUSTRIAL AREA, SHEOGANJ, DISTRICT – SIROHI, RAJASTHAN - 307027 - 307027
PH :9414159146.

SIKAR

2055. JAMU AUTOMOBILES PVT LTD (K701-01-), F-54 ,JAIPUR ROAD (NH-11),SIKAR - 332001
PH :9116816905,9116816905.

SIMALWARA

2056. NAVNEET MOTORS (SLF101–), RAJPUR PEETH ROAD, SIMALWARA, DISTRICT - DUNGARPUR, RAJASTHAN - 314403 - 314403
PH :9001550644.

SIROHI

2057. NAVNEET MOTORS (4902-03-), PLOT NO. 8,BHADRANAGAR NAGAR, ANADRA ROAD, SIROHI - 307001
PH :779960989.

SIVANA

2058. LMJ SERVICES LTD. (CCO1-01-), BALOTRA ROAD, SIWANA, DISTRICT - JOHPUR, RAJASHTHAN. - 344044
PH :987687000.

SOJAT

2059. LMJ SERVICES LTD. (BW11-01-), KHASRA NO. – 388/1, NH-8, NEAR ASHOK LEYLAND WORKSHOP, SARDARPURA, SOJAT , RAJASTHAN - 306104
PH :3268971266.

SRI DUNGARGARH

2060. AURIC MOTORS (A UNIT OF AUDI MOTORS PVT LTD) (BIG1-01-), 1563/1273, NH-11, MOMASAR BASS, DUNGARGARH, DISTRICT - BIKANER, RAJASTHAN. - 331803
PH :9414138511.

SRI KARANPUR

2061. AURIC MOTORS (SDL1-01-), PADAMPUR ROAD, NEAR DHAN MANDI, SRI KARANPUR, TEHSIL – SRI KARANPUR, DISTRICT – SRI GANGANAGAR, RAJASTHAN, PIN CODE: 335073 - 335073
PH :8875088998.

SRI MADHOPIR

2062. JAMU AUTOMOBILES PVT LTD (BZD1-01-), WARD NO.4, RINGUS ROAD, SRI MADHOPIR DISTT. SIKAR. - 332715
PH :9116816905.

SRIGANGANAGAR

2063. AURIC MOTORS (A UNIT OF AUDI MOTORS PVT LTD) (U201-01-), NEW AUTOMOBILE MARKET SURATGARH-HANUMANGARH ROAD, SRIGANGANAGAR - 335001
PH :0154-2465226,7412059837.

2064. AURIC MOTORS (A UNIT OF AUDI MOTORS PVT LTD) (U201-03-), CHAK 1G CHOTI, NH15, SRIGANGANAGAR, RAJASTHAN - 335001
PH :8875911503.

SUJANGARH

2065. AURIC MOTORS (A UNIT OF AUDI MOTORS PVT LTD) (BRB1-01-), KHASRA NO.459/333, SALASAR ROAD, NEAR ANAJ MANDI, SUJANGARH , DISTT. CHURU - 331507
PH :8875011561.

SULTANPUR

2066. SUWALA MOTORS PRIVATE LIMITED (GKY1-01-), KHASRA NUMBER 485, NEAR PETROL PUMP , SULTANPUR ROAD , SULTANPUR , DISTT KOTA - 325204
PH :7742121212.

SUMERPUR

2067. LMJ SERVICES LTD. (6502-08-), G-14 JAKHAMATA INDUSTRIAL AREA, OPP. DASHERA GROUND, SUMERPUR - 306902
PH :8094002633.

Dealer Network (AS ON 31.10.2023)

SURATGARH

2068. AURIC MOTORS (A UNIT OF AUDI MOTORS PVT LTD) (U201-02), OPP. RELIANCE PETROL PUMP,NH-15, SURATGARH - 335804
PH :8875012667.

THANAGAZI

2069. MG MOTORS (CFJ1-01-), NEAR INDIA PETOL PUMP, THANAGAZI, ALWAR ROAD, DIST. ALWAR, PIN-301022, RAJASTHAN - 301022
PH :979938200.

TIBBI

2070. AURIC MOTORS (SNU1-01-), KHASRA NO.2261, NEAR T POINT, BYPASS SIKARPUR ROAD ,BULANDSHAHR - 335526
PH :9413311745.

TINWARI

2071. LMJ (STK1-01-), OPPOSITE NEW TEHSIL OFFI CE, TIWARI, MATHANIA ROAD, TIWARI -342306 - 342306
PH :809011126.

TONK

2072. K P AUTOMOTIVES PVT LTD (GM01-01-), F-94, RIICO INDUSTRIAL AREA, TONK , RAJASTHAN - 304001
PH :9549651972.

TUNGA

2073. PREM MOTORS (SMB1-01-), VILLAGE GWALANI, BASSI-LALSOT ROAD, TUNGA, TEHSIL- BASSI, JAIPUR - 303302 - 303302
PH :8058998123.

UDAIPUR

2074. NAVNEET MOTORS (4901-01-), 7 CITY STATION ROAD,UDAIPUR - 313001
PH :7230046375.

2075. NAVNEET MOTORS (4902-01-), S-140,MADRI INDUSTRIAL AREA,OPP. BSNL OFFICE, UDAIPUR - 313002
PH :0294- 2494451-54,7665000881.

2076. TECHNOY MOTORS INDIA PVT. LTD. (4903-02-), NH-8, GOVERDHAN VILLAS, DEVALI, NEAR JEEVAN TARA RESORT, UDAIPUR - 313002
PH :7073468292.

2077. TECHNOY MOTORS INDIA PVT. LTD. (4903-04-), KHASRA NO. 546, 547, 554 AND 555, NEAR CHITRAKOOT NAGAR, OPP. BHIRAVGARH HOTEL, SUKHER, TEHSIL - BADGAON, UDAIPUR, RAJASTHAN. - 313001
PH :7297062111,9116101063.

VIRATNAGAR

2078. K.P. AUTOMOTIVES PVT. LTD. (SCB1-01-), KHASRA NUMBER 1156,,OPP HOTEL GULMOHAR ,,JAIPUR ROAD ,VIRATNAGAR,DISTT JAIPUR - 303102
PH :0141-4071111, 4071101,9358220012.

SIKKIM

GANGTOK

2079. ENTEL MOTORS (B902-01-), 6TH MILE, P.O.TADONG, GANGTOK, SIKKIM - 737102
PH :993031828
9933032059.

JORTHANG

2080. ENTEL MOTORS (ND02-01-), PIPEALEY ROHTAK, NEAR JNU SCHOOL, WEST SIKKIM, JORTHANG - 737121
PH :9733164882
9933009934.

ALANDURAI

2081. AADHI CARS PVT. LTD. (CTO1-01-), NO.69/1 A, SIRUVANI MAIN ROAD, URIPALLAM PUDHUR, ALANDURAI, COIMBATORE (TAMIL NADU) - 641101
PH :8754045816.

ALANGULAM

2082. AADHI CARS PVT. LTD. (SJJ1-01-), SURVEY NO. 495/7, TIRUNELVELI - TENKASI ROAD, ALANGULAM, TIRUNELVELI DISTRICT,TN - 627851
PH :8754044143.

AMBASAMUNDRAM (AMBAl)

2083. AADHI CARS PVT. LTD. (BXT1-01-), DOOR NO. 2/253, SURVEY NO. 104/2, RTO OFFICE ROAD, VILLAGE - VAGAIKULAM, AMBASAMUNDRAM. - 627 401
PH :7397188858.

ANAMALAI

2084. ABT (CHE1-01-), SITE NO. 6/12, NEAR ABT SAMUGA KODAM, SETHUMADAI ROAD, ANAMALAI, COIMBATORE DISTRICT, TAMILNADU - 642 104
PH :9788174244.

ANDIPATTI

2085. ASIR (S1S1-01-), SURVEY NO. 459/1A1, THENI MAIN ROAD, ANDIPATTI, THENI DISTRICT,TAMILNADU - 625512
PH :9750372220.

ANNUR

2086. JAIKRISHNAA AUTOSALES PVT. LTD. (DN01-01-), SF NO 266/1B, OTTRAPALAYAM VILLAGE, OPP. TO KG SCHOOL, ANNUR,COIMBATORE (DIST), TAMILNADU - 641653
PH :9788850733.

ANTHIYUR

2087. SREE SARADHAMBAL AUTOMOBILES PVT LTD (CUX1-01-), SURVEY NO.495/4, OLD NO.724B, KANCHI THOTTI THOTTAM, BHAVANI MAIN ROAD,ANTHIYUR. - 638501
PH :8754086777.

ARAKKONAM

2088. GANESH CARS PVT. LTD. (BKQ1-01-), SURVEY NO. 556A3, VILLAGE - ICHIPUDHUR, TALUKA - ARAKKONAM, VELLORE. - 631003
PH :9842345399.

ARIYALUR

2089. PILLAI & SONS MOTOR CO. (EB01-01-), NO.1/1 , NEAR ULAVAR SANTHAI, JAYAMKONDAM ROAD, ARIYALUR (TAMIL NADU). - 621704
PH :04329-228300, 9442281302.

ARNI

2090. GANESH CARS PVT. LTD. (BKP1-01-), DOOR NO. 1151/3, VELLORE MAIN ROAD, OPPOSITE TO HERO MOTORS SHOWROOM, RATNAMANGALAM BUS STOP, ARNI, THIRUVANMALAI, TAMIL NADU. - 632301
PH :9585553266.

ARUPPUKOTTAI

2091. ASIR AUTOMOBILES PVT LTD (CWF1-01-), SURVEY NO. 205/1, 5/5C, NEHRU NAGAR, ARUPPUKOTTAI TO MADURAI BYPASS ROAD, ARUPPUKOTTAI, DIST.-VIRUDHUNAGAR. - 626 101
PH :99440509911.

ATTUR

2092. S.M.CAR PVT. LTD. (QT02-01-), SF NO. 351/10A, SALEM TO CHENNAI BY PASS ROAD, APPAMASAMUDURAM, ATTUR, SALEM. - 636108
PH :7094440057.

AVADI

2093. VISHNU CARS PVT. LTD. (5P01-01-), SURVEY NO. 146, 147/1F & 147/G, NO. 17 VILLAGE - KAVARAPALAYAM, CTH ROAD, AVADI, DISTRICT - THIRUVALLUR, CHENNAI, TAMIL NADU - 600054
PH :7338888021,
7358024470.

AVINASHI

2094. SHASHTI CAR PVT LTD (CLK1-01-), SURVEY NO. 373/1E, THEEKU THOTTAM, NALLIGOUNDANPALAYAM, PALANGARAI, KUPPOUDAMPALAYAM POST, NH ROAD, AVINASHI EAST, TIRUPPUR DISTRICT, TAMILNADU - 641654
PH :9942903319.

BHAVANI

2095. SREE SARADHAMBAL AUTOMOBILES PVT LTD (H701-05-), NO.5/1072, LAKSHMI NAGAR, NH-47, VASAVI COLLEGE (P.O.), BHAVANI, ERODE (DIST), TAMIL NADU. - 638316
PH :9597385777.

CHENGALPETTU

2096. AIE CARS (A UNIT OF AI ENTERPRISES PVT LTD) (BBS1-01-), PLOT NO. 98/1, PULIPAKKAM VILLAGE, CHENGALPETTU, DISTRICT-KACHEEPURAM, TAMIL NADU. - 603002
PH :7299057387.

2097. AIE CARS (A UNIT OF AI ENTERPRISES PVT LTD) (BBS1-02-), DOOR NO. 41, GST ROAD, PULIPAKKAM, CHANGELPET, TAMILNADU - 603202
PH :7299057387.

CHENGAM

2098. GANESH CARS PVT. LTD. (BUP1-01-), SURVEY NO. 293/3A, 3A1,VILLAGE - THUKAPETTAI, CHENGAM, DIST.-TIRUVANMALAI. - 606 701
PH :7397395289.

CHENNAI

2099. ABT LIMITED (1401-01-), # 355-A, GST ROAD, ALANDUR, CHENNAI, TAMILNADU - 600032
PH :044-42254544, 42254554.

2100. KHIVRAJ MOTORS PVT LTD. (1404-01-), 623 MOUNT ROAD, CHENNAI - 600006
PH :9043014530.

2101. CARS INDIA PVT. LTD. (1403-01-), 16 & 17 INDUSTRIAL ESTATE, AMBATTUR, CHENNAI - 600058
PH :9952000089.

2102. CARS INDIA PVT. LTD. (1403-02-), NO.17, LATTICE BRIDGE ROAD, ADYAR, CHENNAI - 600020
PH :044-24462020.

2103. POPULAR VEHICLES & SERVICES LTD. (1410-02-), OLD NO.155, NEW NO.123, PONRANJITHAM COMPLEX, MEDAVAKKAM MAIN ROAD, NEAR BUS TERMINUS, KEEKATTALAI, CHENNAI - 600177
PH :9176906334, 9176906335, 9176906336.

2104. ABT LIMITED (1401-05-), AJAZ, BHARANI STUDIO COMPLEX, DR. BHANUJATHI KRISHNA ROAD,22, ARCOT ROAD, SALIGRAMMAM, CHENNAI - 600093
PH :044-23650488, 23650490.

2105. ABT LIMITED (1401-06-), NO. 1 & 2, VASANTHA PRESS,ROAD, OPPOSITE MALAR HOSPITAL, ADYAR, CHENNAI - 600020
PH :044-24465814, 24465815.

2106. CARS INDIA PVT. LTD. (1403-03-), 4/321, OLD MAHALIKPURAM RD. , KOTTIVAKKAM, CHENNAI - 600040
PH :044-24540182 /43590913.

2107. POPULAR VEHICLES & SERVICES LTD. (1410-01-), NO.11, ARUNACHALAM ROAD, SALIGRAMAM, CHENNAI - 600093 PH :9282405819, 9282348331, 8939915206.	2121. VISHNU CARS PVT. LTD. (1427-03-), 4/13 LOYAL GARDEN, KALAHATHAMMAN KOVIL STREET, RAMAPURAM, CHENNAI, TAMIL NADU. - 600089 PH -8754440002/ 9677244332.	2133. POPULAR VEHICLES AND SERVICES LTD (1410-G-1), SURVEY NO: 18/1B2A1A, NAZARATHPET VILLAGE, POONAMALLE, CHENNAI,TAMIL NADU- 600123 - 600123 PH :7994449644.	2145. JAIKRISHNAA AUTOSALES PVT. LTD. (4107-02-), DOOR NO. 48, KAMARAJAR ROAD, LAKSHMIPURAM, PEELAMEDU, COIMBATORE, TAMIL NADU - 641004 PH :0422-383220.
2108. ABT LIMITED (1401-07), NO. 422, KOLAPERUMAL SCHOOL STREET, POONMA MALLE HIGH ROAD, CHENNAI - 600106 PH :044-42267628/604.	2122. VISHNU CARS PVT. LTD. (1487-01-), NO.203 TO 206 MOUNT POONAMALLE ROAD, KATTUPAKKAM, CHENNAI - 600056 PH :9677127432.	CHENNAI (GUINDY)	2146. SREE SARADHAMBAL AUTOMOBILES PVT LTD (4103-0D-), 98/1 VILANKURICHI MAIN ROAD, THANEER PANDAL ROAD, COIMBATORE - 641004 PH :9655345775.
2109. CRESCO (A UNIT OF NEXGEN VENTURES PVT LTD), (1493-01-), 5,THIRUMURUGAN ST, KOYAMBEDU, CHENNAI - 600107 PH :7305087055.	2123. VISHNU CARS PVT. LTD. (1487-02-), NO.120, MAMBAKKAM MAIN ROAD, MADAVAKKAM, CHENNAI - 600100 PH :9840929994/ 9840944478.	2134. ABT (1401-11-), OLD SURVEY NO: 84/1A & 85/1A, NEW TOWN SURVEY NO.1, RACE COURSE ROAD, GUINDY, CHENNAI, TAMILNADU - 600032 PH :9984437421.	2147. AADHI CARS PVT. LTD. (4108-01-), SURVEY NO 4692,DOOR NO: 46-2,SATHY MAIN ROAD, RAMAKRISHNAPURAM, GANAPATHY, COIMBATORE - 641035 PH :0422-4000600.
2110. ABT LIMITED (1411-01-), 29, WALLS ROAD, OPP. ALBERT THEATER, EGMORE, AMBATTUR, CHENNAI - 600058 PH :044-42281707 / 714 / 719 / 720 / 721 / 737/.	2124. VISHNU CARS PVT. LTD. (1427-04-), NEW S. NO. 314/1B1A, PALLAVARAM - THORAIPAKKAM RADIAL ROAD, NEAR OLD CHETTINADAI CEMENT GOVDOWN, KEELAKATTALAI, CHENNAI. - 600117 PH :9940057775.	CHEYEAR	2148. ABT LIMITED (4101-0D-), 36-A GANDHI NAGAR, SUNDARAPURAM, COIMBATORE (DIST) COIMBATORE - 641024 PH :78457 74069.
2111. VISHNU CARS PVT. LTD. (1427-02-), 176/1, LUZ CHURCH ROAD, NEAR KAMADHENU THEATRE MLYAPORE, CHENNAI - 600004 PH :0427-24681973/7475.	2125. VISHNU CARS PVT. LTD. (1427-06-), PLOT NO. 4, MORISON 4 STREET, ALANDUR, CHENNAI. - 600016 PH :044-45590293.	2135. GANESH CARS PVT. LTD. (BUD1-01-), NO.16, KANCHEEPURAM ROAD, CHEYYAR, TIRUVANNAMALAI DIST. - 604407 PH :9787669339.	2149. AADHI CARS PVT. LTD. (4108-02-), NEAR KOVAI MEDICAL CENTRE & HOSPITAL, AVINASHI ROAD, CIVIL AERODROME POST, CHINNIYAMPALAYAM, COIMBATORE - 641004 PH :0422-3007701.
2112. VISHNU CARS PVT. LTD. (1427-01-), NO. 91, GST ROAD, ALWITONE ESTATE, BEHIND LAXMI THEATRE, PALLAVARAM, CHENNAI - 600043 PH :044-66813729/739888000.	2126. RAJALAKSHMI CARS PVT. LTD. (1486-02-), OLD NO. 27, NEW NO. 22A, ALAPAKKAM MAIN ROAD, MADURAVOYAL, CHENNAI - 600095 PH :984142572/9500125083.	CHIDAMBARAM	2150. AADHI CARS PVT. LTD. (4108-03-), NO.71, OLD SRIRAM THEATRE COMPLEX, MARUDHA MALAI MAIN ROAD, VADAVALLI, COIMBATORE - 641041 PH :0422-3000221.
2113. POPULAR VEHICLES & SERVICES LTD. (1410-03-), NO. 3, 200 RING ROAD, RETTERI JUNCTION, RETTERI, CHENNAI - 600099 PH :7448814726/23/33.	2127. CRESCO (A UNIT OF NEXGEN VENTURES PVT LTD), (1493-03-), PLOT NO. G30, 3RD MAIN ROAD, 9TH STREET, AMBATTUR INDUSTRIAL ESTATE, DIAGONALLY TO TELEPHONE EXCHANGE, CHENNAI - 600058 PH :7305087033.	2136. VISHNU CARS PVT. LTD. (CPK1-01-), SURVEY NO. 102/2 & 102/5, BHUVANAGIRI MAIN ROAD, KEERAPALAYAM, CHIDAMBARAM TOWN, CUDDALORE, TAMIL NADU. - 608 602 PH :041-44241334/7358004555.	2151. AADHI CARS PVT. LTD. (4108-04-), PLOT NO.295, RADHA RANI THEATER COMPLEX, NEAR JAYASHANTHI THEATER, TRICHY ROAD, ONDIPUDUR, COIMBATORE. - 641005 PH :0422-4000777.
2114. CARS INDIA PVT. LTD. (1403-05-), PLOT NO.- 80, BABU JAGAGEVAN RAM STREET, GERUGAMBAKKAM, CHENNAI - 600112 PH :9952000079.	2128. POPULAR VEHICLES AND SERVICES LTD (1410-06-), PLOT NO. 10, NEW SURVEY NO. 88/1A1, 88/1C, 88/1B & 88/2B, NOOMBAL MAIN ROAD, VANAKARAM, CHENNAI. - 600 077 PH :044-61343434, 46490006/9.	COIMBATORE	2152. SREE SARADHAMBAL AUTOMOBILES PVT LTD (4103-0E-), PLOT NO. 210, PALAKKAD ROAD, BK PUDUR, COIMBATORE, TAMIL NADU. - 641008 PH :0422-2251225.
2115. KHIVRAJ MOTORS PVT LTD. (1404-03-), SURVEY NO. A1& A2, SIDCO INDUSTRIAL ESTATE, GUINDY, CHENNAI - 600032 PH :7299971978.	2129. AIE CARS (A UNIT OF AI ENTERPRISES PVT LTD) (1484-02-), PLOT NO. L-1 SIDCO INDUSTRIAL ESTATE, VILLIVAKKAM, CHENNAI, TAMIL NADU. - 600 049. PH :9841742926.	2137. ABT LIMITED (4101-06-), 744, PULIYAKULAM ROAD, P. N. PALAYAM, COIMBATORE - 641037 PH :9944400987.	2153. AADHI CARS PVT. LTD. (4108-06-), SF NO. 14/78-A, RENUKA SHELTERS, VILANKURICHI MAIN ROAD, KALAPATTI, COIMBATORE, TAMIL NADU-641048. - 641 006 PH :8754045840.
2116. ABT LIMITED (1401-0D-), NO.2/170, ECR ROAD, INJAMBAKKAM, CHENNAI TAMIL NADU. - 600041 PH :044-24490584 / 585 /586.	2130. VISHNU CARS PVT. LTD. (1427-07-), SURVEY NO. 19/1A2, 83/18, DOOR NO. 113, NEAR PARIMALAM THEATER, KUNDRATHUR MAIN ROAD, MANNADY THALAI, NALLUR, SAMBA THALAI, MOONRAMKATTALAI VILLAGE, ONDI COLONY, KUNDRATHUR, CHENNAI. - 600069 PH :95000 82346.	2138. SREE SARADHAMBAL AUTOMOBILES PVT LTD (4103-01-), IYER HOSPITAL PREMISES, TRICHY ROAD, COIMBATORE - 641005 PH :8220826266.	2154. SREE SARADHAMBAL AUTOMOBILES PVT. LTD. (4103-11-), PLOT NO. 1, RAJA STREET, KALLIMADAI, NANJAPPA NAGAR, COIMBATORE, TAMIL NADU - 641005 PH :9344879035.
2117. AIE CARS (A UNIT OF AI ENTERPRISES PVT LTD) (1484-01-), PLOT NO.1,2,3 & 4, SURVEY NO.91/2, B1, A2 & B, NEELANKARAI, EAST COAST ROAD, CHENNAI - 600115 PH :7401211553.	2131. VISHNU CARS PVT. LTD. (1427-08-), SURVEY NO. 62/2B, DOOR NO. 1/63, AGARAM MAIN ROAD, THIRUVANCHERRY VILLAGE, TAMBARAM TALUK, SELAIYUR, KANCHIPURAM DIST., CHENNAI, TAMIL NADU. - 600 073 PH :8056280022.	2139. ABT LIMITED (4101-05-), LAKSHMI THEATRE BUILDING, T.S.NO. 1199/2, TS WARD NO. 3, KEMPATTY COLONY, SOUTH UKKADAM, COIMBATORE - 641001 PH :044-4232660, 4232666.	COONOR
2118. RAJALAKSHMI CARS PVT. LTD. (1486-01-), OLD DOOR NO 69, NEW DOOR NO.20,GRAND NELLORE TRUNK ROAD, MADHAVARAM, CHENNAI - 600060 PH :8939995454/8939995404.	2132. NAMDAMBAKKAM, PADMINI GARDEN, CHENNAI - 600089, TN. - 600089 PH :044-24502185 / 87 / 88 / 89.	2140. SREE SARADHAMBAL AUTOMOBILES PVT LTD (4103-03), 555, NSR ROAD, SAIBABA COLONY, COIMBATORE - 641011 PH :9047055667.	2155. SREE SARADHAMBAL AUTOMOBILES PVT LTD (3G01-01), 78 E, BRINDAVAN SCHOOL ROAD, COONOR, NILGIRIS DIST- TN - 643102 PH :95852 77775.
2119. KHIVRAJ MOTORS PVT LTD. (1480-02-), PLOT NO.119 & 120, ELECTRICAL & ELECTRONICS INDUSTRIAL ESTATE, PERUNGUDI, CHENNAI - 600096 PH :98414 23569.		2141. ABT LIMITED (4101-08-), 15/55-C, ALAGESAN ROAD (EAST), METTUPALAYAM ROAD, COIMBATORE - 641043 PH :96009 66056.	CUDDALORE
2120. ABT LIMITED (1401-0E-), NO. 1/132, RAJEEV GANDHI SALAI, SHOLINGANALLUR, DISTRICT - CHENNAI, TAMIL NADU. - 600119 PH :044-24502185 / 87 / 88 / 89.		2142. JAIKRISHNAA AUTOSALES PVT. LTD. (4107-01-), 8/60-C&8/62-D, METTUPALAYAM ROAD, G.N.MILLS POST , NEARJOHNBOSCO CHURCH,COIMBATORE - 641029 PH :044-4519140.	2156. ABT LIMITED (5001-01-), K. V. SUBRAMANIAM NAGAR, CHIDAMBARAM MAIN ROAD, CUDDALORE O. T - 607003 PH :04142-224567.

Dealer Network (AS ON 31.10.2023)

2157. VISHNU CARS PVT. LTD. (5Q02-01-1), SURVEY NO. 35/8, 35/8A, 35/21, 35/6, 35/6A1A, 35/20, VILLAGE - PERIYA KANANGAKUPPAM, CUDDALORE - 607 001
PH :7338884131.

CUMBUM

2158. MEENAKSHI AUTO ZONE PVT. LTD. (CJ31-01-1), PATT A, NO. 3489, SURVEY NO. 10032 & 1003, VILLAGE - LUTHAMPURAM, SUB DIST. -CUMBUM, TAMIL NADU. - 625516
PH :9940034881.

DEVAKOTTAI

2159. SIVA AUTOMOTIVE TRADING PVT LTD (GKV1-01-1), SURVEY NO. 5/1A, MULL IGUNDU (SOMANENTHAL VILLAGE), DEVAKOTTAI TALUK, SIVAGANGAI DISTRICT, TAMILNADU - 630 303
PH :7094688870.

DHARAPURAM

2160. SREE SARADHAMBAL AUTOMOBILES PVT LTD (H701-04-1), OPP. TO ANJANEYAR TEMPLE, NEAR FIVE CORNER, MADURAI ROAD, DHARAPURAM - 638656
PH :9957550777.

DHARMAPURI

2161. SRI AMMAN CARS INDIA PVT. LTD. (7Q01-02-1), NEAR COLLECTOR BUNGALOW, OLD HOSUR ROAD, JETHIHALI (PO), DHARMAPURI , TAMILNADU - 636807
PH :9750938892/ 9159086222.

DINDIGUL

2162. PLA MOTORS (S401-01-1), NO. 5, TRICHY MADURAI BY PASS ROAD, NH-45, DINDIGUL - 624001
PH :7010075200.

EDAYARPALAYAM, COIMBATORE

2163. SREE SARADHAMBAL AUTOMOBILES PVT LTD (CJ1-01-1), SITE NO. 2, SY. NO. 404/1A1, THADAGAM ROAD, TVS NAGAR, EDAYARPALAYAM, COIMBATORE. - 641025
PH :9047081914.

ERODE

2164. SREE SARADHAMBAL AUTOMOBILES PVT LTD (H701-01-1), 23/1, PERUND, URAI ROAD, ERODE, - 638011
PH :9677987777.

2165. SREE SARADHAMBAL AUTOMOBILES PVT LTD (H701-06-1), SURVEY NO. 1363/3, 1363/5, 1363/6, BEHIND MANIKAVASAKAR COLONY BUS STOP, OPPOSITE TO CANARA BANK, KARUR BYPASS ROAD, SOLAR, ERODE. - 638 002
PH :6385805777.

2166. SRI CITY AUTO (A UNIT OF CITY AUTO PVT LTD) (H702-01-1), OLD G.S. NO. 337 (1 TO 4), RS NO. 259/11A, 10.9.8., SATHY ROAD, PERIYA SEMUR VILLAGE, ERODE, TAMILNADU - 638003
PH :9171791991.

2167. SRICITY AUTO (H702-02-1), R.S. NO:1098/3, VINAYAGAR KOVIL STREET, TELEPHONE NAGAR, POONDURAI MAIN ROAD, ERODE, TAMILNADU - 638002
PH :9626671444.

GOBICHETTIPALAYAM

2168. SREE SARADHAMBAL AUTOMOBILES PVT LTD (H701-03-1), NO. 318, CUTCHERY, GOBICHETTIPALAYAM - 638476
PH :9597560777.

GUDIYATHAM

2169. GANESH CARS PVT. LTD. (CQW1-01-1), SURVEY NO 250/1, NEAR NH-75, GANDHI NAGAR, SETHUVADAI, GUDIYATTAM. - 653803
PH :04171-290172.

GUDUVANCHERY

2170. VISHNU CARS PVT. LTD. (BAD1-01-1), 52, THAILAVARAM VILLAGE, BEHIND HOTEL PATTIKADU, GUDUVANCHERRY, KANCHEEPURAM DISTT. - 603203
PH :9500121553/ 9677122225.

GUMMIDIPOONDI

2171. RAJALAKSHMI CARS PVT. LTD. (BIZ1-01-1), PLOT NO. F-13, SURVEY NO. 282/2, SIPCOT INDUSTRIAL COMPLEX, VILLAGE - PAPPANAKUPPAM, GUMMIDIPOONDI, THIRUVALLUR - 601201
PH :044-27922060.

HARUR

2172. SRI AMMAN CARS INDIA PVT. LTD. (AAV1-01-1), 429/9, HARUR SALEM MAIN ROAD, HARUR POST, DHARMAPURI, TAMIL NADU - 636903
PH :8220014360/7339071500.

HOSUR

2173. SRI AMMAN CARS INDIA PVT. LTD. (7Q01-01-1), P.O. - PERANDAPALLI, NH-7, KRISHNAGIRI MAIN ROAD, HOSUR, TAMILNADU - 635109
PH :9790036377/8883259555.

IDAPPADI

2174. THRIVENI CAR COMPANY PVT LTD. (HI01-01-1), SURVEY NO.330/3B1B, AVANI PERUR KILMUGAM VILLAGE, IDAPPADI DISTT. SALEM - 637101
PH :9003311488.

KALLAKURICHI

2175. ABT LIMITED (CHG1-01-1), SURVEY NO. 215/4, NEAR AKT SCHOOL, DURUGAM ROAD, NEAR DOORDARSHAN BLDG., NEELAMANGALAM VILLAGE, KALLAKURICHI TALUK & DIST., TAMILNADU - 606 202
PH :9047514890.

2176. S M CARS (CHG2-01-1), SF: 31/3B, NO. 19 EMAPPER VILLAGE, KALLAKURICHI, TAMILNADU - 606213
PH :7094440010.

KANCHEEPURAM

2177. GANESH CARS PVT. LTD. (C601-02-1), ANBU NAGAR, DHIMMA SAMUDRAM POST, NEAR VELLA GATE, CHENNAI BANGALORE NH-4, KANCHEEPURAM - 631502
PH :9842306061.

KANGAYAM

2178. SREE SARADHAMBAL AUTOMOBILES PVT LTD (GJ1-01-1), NO. 407/263, TIRUPPUR ROAD, KANGAYAM TALUK & TOWN, TIRUPPUR DIST., TAMIL NADU. - 638701
PH :7708531777.

KARAIKUDI

2179. ABT LIMITED (4202-05-1), 42-43 KOVILLOOR ROAD, OPP. TNSTC DEPOT - 630302
PH :4565-232484, 232486..

2180. SIVA AUTOMOTIVE TRADING PVT LTD (HX02-01-1), NO. 73, SUBRAMANIPURAM 9TH STREET, COLLEGE ROAD, KARAIKUDI, SIVAGANGA DIST, TAMILNADU-630002 - 630002
PH :7402710000.

KARUMATHAMPATTI

2181. SREE SARADHAMBAL AUTOMOBILES PVT LTD (CJQ1-01-1), SF: NO.281/B, NEAR BHARAT PETROL BUNK, VILLAGE - VAGUTHANKADU, SOMANUR ROAD, KARUMATHAMPATTI TOWN, TALUK-PALLADAM, DISTT. COIMBATORE. - 641659
PH :9159210008.

KARUNGAL

2182. ATHEN (SGE1-01-1), SURVEY NO. 639/5, KARUNGAL TOWN, VILAVANCODE TALUK, KANYAKUMARI DISTRICT, TAMILNADU - 629157
PH :8094434179.

KARUNGALPALAYAM, ERODE

2183. SREE SARADHAMBAL AUTOMOBILES PVT. LTD. (H701-08-1), RF. NO. 17/1, 2, CAVERI ROAD, KARUNGALPALAYAM, ERODE, TAMILNADU - 638003
PH :8098825000.

KARUR

2184. ABT LIMITED (K401-01-1), SF NO. 529/1, SALEM BY PASS ROAD, VENGAMEDU CIRCLE, SEMMADAJI - 639002
PH :04324-222261/62/63.

KATPADI

2185. GANESH CARS PVT. LTD. (C601-04-1), 170/2B THIRUVALLAM ROAD, ARUMPARUTHI VILLAGE, KATPADI, VELLORE DISTT. - 632004
PH :9842313139.

KATTUMANNARKOIL

2186. VISHNU CARS (SKG1-01-1), SURVEY NO. 6& 7, PERIYAKULAM VADA KARAI, OPP TO GANAVINAYAGAR KOIL, KATTUMANNARKOIL TOWN AND TALUK, CUDDALORE DIST., TAMILNADU - 608301
PH :7358004555.

KELAMBAKKAM

2187. CRESCO (A UNIT OF NEXGEN VENTURE PVT LTD) (SJV1-01-1), AGP MAHAAL, SURVEY NO.43, OMR, 60 FEET VEERANAM HIGH ROAD, PADUR, KELAMBAKKAM, CHENGALPATTU DISTRICT, TAMIL NADU - 603 103
PH :73505087002.

KINATHUKADAVU

2188. AADHI CARS PVT. LTD. (BB1-01-1), NO.212, KAMARAJ NAGAR, SOLAVALAM PALAYAM PANJAAYATH, KINATHUKADAVU DISTT. COIMBATORE (T.N.) - 642109
PH :0422-3000506/ 3000505.

KODUMUDI

2189. SREE SARADHAMBAL AUTOMOBILES PVT LTD (CUY1-01-1), SURVEY NO.548/A, KARUR MAIN ROAD, NEAR BUS STAND, KODUMUDI. - 638151
PH :8754756777.

KOTAGIRI

2190. AADHI CARS PVT. LTD. (BAS1-01-1), SURVEY NO.88/79, OOTY MAIN ROAD, KOTAGIRI, DISTT. NILGIRIS, TAMIL NADU. - 643217
PH :8754045891/ 8754045442.

KOVIIPATTI

2191. ASIR AUTOMOBILES PVT LTD (NO01-01-1), OLD NO.1, NEW NO.13, SATTUR MAIN ROAD, KOVIIPATTI (TAMIL NADU) - 628501
PH :4632-232220.

KRISHNAGIRI

2192. SRI AMMAN CARS INDIA PVT. LTD. (7Q01-03-1), NH-7, NR. AAVIN DAIRY, MOTTUR, SALEM BYE PASS ROAD, KRISHNAGIRI, TAMILNADU - 635001
PH :9500202416/ 8220004270.

KUMBakonam

2193. PILLAI & SONS MOTOR CO. (E701-02-1), 369/2 B, KUMBakonam CHENNAI MAIN ROAD, KUMBakonam , TANJAVUR - 612501
PH :0435-2442566, 2442565, 9443264696.

MADURAI

2194. ABT LIMITED (4202-02-), MADURAI-DINDIGAL BYE PASS ROAD, NEAR FATHIMA COLLEGE, MADURAI - 625018
PH :9994400615.

2195. ABT LIMITED (4202-04-), 09, 109A, GST ROAD, THIRUPARANKUNDRAM, MADURAI - 625005
PH :9600966164.

2196. SIVA AUTOMOTIVE TRADING PVT. LTD. (4205-01-), 2C, GATE LOCK ROAD, NEAR NEW RAMNAD ROAD, MADURAI - 625016
PH :7402780000.

2197. SIVA AUTOMOTIVE TRADING PVT. LTD. (4205-02-), NO. 6-A, TPK ROAD, NEAR SAIBABA TEMPLE, ANDALPURAM, MADURAI. - 625003
PH :7402788840.

2198. ASIR AUTOMOBILES PVT LTD (4206-01-), 9, CHAMBAKULAM, MELUR MAIN ROAD, MATTUTHAVANI, MADURAI, TAMIL NADU - 625007
PH :9944059911

2199. MEENAKSHI AUTO ZONE PVT. LTD. (4207-01-), PLOT NO. 25 D, SIDCO INDUSTRIAL ESTATE, KAPPALUR, MADURAI, TAMIL NADU. - 625008
PH :9442799581

2200. MEENAKSHI AUTO ZONE PVT. LTD. (4207-02-), SURVEY NO. 238/2A, PLOT NO. 36, 37, 38, TALLAKULAM VILLAGE, SIVAGAMI NAGAR, NATHAM MAIN ROAD, MADURAI - 652 014
PH :9940224881.

MADURANTHAKAM

2201. AIE CARS (A UNIT OF AI ENTERPRISES PVT LTD) (CEW1-01-), SURVEY NO. 38/3 A2B, NH-45, MADURANTHAKAM, KANCHIPURAM. - 603306
PH :7401212797.

MALLASAMUDRAM

2202. SREE SARADHAMBAL AUTOMOBILES PVT LTD (CWY1-01-), SF NO. 194/3C, MALLASAMUDRAM MAIN ROAD, MALLASAMUDRAM TOWN, TIRUCHENGODE TALUK, NAMAKKAL DIST., TAMIL NADU. - 637503
PH :9894932019.

MALLUR

2203. THRIVENI CAR COMPANY PVT LTD. (CDH1-01-), SURVEY NO. 50/4A, AMANI AMMAPALAYAM VILLAGE, DISTT : DADHAGAPATTY SUB REGISTRATION , MALLUR DISTT. SALEM - 636309
PH :0427-2422399.

MANAMADURAI

2204. ABT LIMITED (CHF1-01-), NO. 35, OLD RAMNAD ROAD, MANAMADURAI TOWN, DISTRICT - SIVGANGALI. - 630606
PH :9994450331.

MANAPPARA

2205. PILLAI AND SONS MOTOR COMPANY (SKW1-01-), PLOT NO.262, TRICHY DINDIGUL BYPASS ROAD, VENGAIKURUCHI VILLAGE, MANAPPARA, TRICHY, TN - 621307
PH :8499000908.

MANGALAPURAM

2206. SREE SARADHAMBAL AUTOMOBILES PVT LTD (CLX1-01-), DOOR NO. 1/518, SURVEY NO. 75/1, ATTUR MAIN ROAD, MANGALAPURAM (POST), TALLUK - RASIPURAM, DISTRICT - NAMAKKAL. - 636202
PH :7094447871.

MANNARGUDI

2207. PILLAI & SONS MOTOR CO. (BKR1-01-), NO. 37, THIRUTHURAIPONDI ROAD, MANNARGUDI, THIRUVARUR DISTRICT, TAMIL NADU. - 614001
PH :7094411675.

MAYILADUTHURAI

2208. PILLAI & SONS MOTOR CO. (E701-04-), 46, VELLALAGARAM VILLAGE, MAYILADUTHURAI, TAMILNADU - 609007
PH :04364-251767, 251765, 9442141703.

MECHERI

2209. SM CARS (CVK1-01-), SURVEY NO. 139A/5, PATTI NO. 653, AMANI M.KALIPATTY VILLAGE, MECHERI TOWN, METTUR TALUK, SALEM DIST., TAMIL NADU. - 636 453
PH :7094440010.

MELUR

2210. SIVA AUTOMOTIVE TRADING PVT. LTD. (CHC1-01-), OLD SN. 138/1, SURVEY WARD C, BLOCK NO. 1, T.S. NO. 21/7, VILLAGE AND TOWN - MELUR, MELUR , DIST.-MADURAI. - 625109
PH :8098120000.

METTUPALAYAM

2211. ABT LIMITED (4101-0C-), PLOT NO. 6 TO 9, PONVIZHA NAGAR, KARAMADAI KOVAI MAIN ROAD, METTUPALAYAM - 641043
PH :95009 45094.

METTUR

2212. THRIVENI CARS (BUI1-01-), S.F. NO. 73/7A3C, METTUR TO BHAVANI ROAD, NEAR NATAMANGALAM BUS STOP, MADHAIYANKUTTAI (PO), METTUR TALUK, SALEM, TAMILNADU - 636452
PH :9159566999.

MINJUR

2213. RAJALAKSHMI CARS PVT. LTD. (BPE1-01-), PLOT NO. 27, SRI JANAKI RATHINA NAGAR, VILLAGE AND TOWN - MINJUR, PONNERI - 601 203, DISTRICT - THIRUVALUR. - 601203
PH :044-27933331.

NAGAPATTINAM

2214. PILLAI & SONS MOTOR CO. (CQ1-01-), NO.181, KEELA ANTHANAPETTAI, ANTHANAPETTAI, P.O. - MANJAKOLLA, PUTHUR, NAGAPATTINAM DISTT. TAMIL NADU - 611106
PH :4365220250.

NAGARCOIL

2215. ATHEN (S503-01-), RESURVEY NO. G.3/9-7, BUILDING NO. 25-A/4 & 4 K.P ROAD , PARAVATHIPURAM, NAGERCOIL ,KANYAKUMARI DISTRICT TAMILNADU - 629003
PH :8012029777.

NAMAKKAL

2216. SREE SARADHAMBAL AUTOMOBILES PVT LTD (X401-01-), SURVEY NO. 1/10-11, NEAR MURUGAN TEMPLE, SALEM ROAD, NAMAKKAL - 637001
PH :937164888.

2217. SREE SARADHAMBAL AUTOMOBILES PVT LTD (X401-03-), 1/41/21 NEAR PON NAGAR, MUDALAI PATTY, SALEM ROAD, NH-7, NAMAKKAL (TAMIL NADU) - 637001
PH :737192888.

NATRAMPALLI

2218. GANESH CARS PVT. LTD. (SPR1-01-), NO:8/12-1, NEAR ARJUNA SULOCHANA MAHAL, BENGALURU- CHENNAI MAIN ROAD, VELAKALNATHAM, NATRAMPALLI, TIRUPATTUR DIST. TAMIL NADU - 635854. - 635854
PH :73977 53146.

NEGAMAM

2219. ABT LIMITED (CHD1-01-), 68, 69, ABT BUS STAND, PALLADAM ROAD, PERIA NEGAMAM, POLLACHI, TAMIL NADU - 642120
PH :99948 76794.

OMALUR

2220. SRI AMMAN CARS INDIA PVT. LTD. (7Q01-04-), 123, 3B, NH-7, BANGALORE BYE PASS ROAD, KOTTAMETTUPATTI, OMALUR, SALEM (DIST.), TAMIL NADU - 636012
PH :8220010070/8883529888.

2221. THRIVENI CAR COMPANY PVT LTD. (UM01-01-), PLOT NO. 44 & 45, PALANIYAPPA NAGAR LAYOUT, NH-7, KAMALAPURAM VILLAGE, OMALUR, DISTRICT - SALEM, TAMIL NADU - 636309
PH :4290-222711.

OOTY

2222. SREE SARADHAMBAL AUTOMOBILES PVT LTD (4103-05-), VIJAYANAGARAM FARM ROAD, NEAR ROSE GARDEN, OOTY - 643001
PH :97511 09229.

P.N. PALAYAM, COIMBATORE

2223. JAIKRISHNAA AUTOSALES PVT. LTD. (4107-04-), NO.12/190 SRKV PORT, MTR ROAD, P.N. PALAYAM, COIMBATORE - 641020
PH :0422-698899.

PADAPPAI

2224. VISHNU CARS PVT. LTD. (CRO1-01-), SURVEY NO.368/2A1, 368/2A2, VANDALLUR-WALAJABAD MAIN ROAD, PADAPPAI EAST, CHENNAI. - 601301
PH :8754417168.

PALANI

2225. PLA MOTORS (S401-02-), NO:13-1-11C-1, WEST AYAKUDI, DINDIGUL ROAD, PALANI, DINDIGUL DISTRICT, TAMIL NADU - 624613
PH :04545-290900.

PARAMATHIVELUR

2226. SREE SARADHAMBAL AUTOMOBILES PVT LTD (CC01-01-), SURVEY NO. 171, NEAR KONGU SCHOOL, NAMAKKAL BYPASS ROAD, PADAMUDI PALAYAM, NAMAKKAL - PARAMATHIVELUR, TALLUK - TAMIL NADU. - 638182
PH :8870666599.

PATTUKKOTTAI

2227. PILLAI & SONS MOTOR CO. (CJA1-01-), SURVEY NO. 85/6, 85/4, 84/6, DOOR NO.314/11, SRI JANAGALAKSHMI NAGAR, THANJAVUR ROAD, ALADIKUMULAI VILLAGE, TALUK PATTUKOTTAI, THANJAVUR. - 614615
PH :7094433074.

PAVITHRAM

2228. SREE SARADHAMBAL AUTOMOBILES PVT LTD (CWT1-01-), SURVEY NO. 102/1B, NAMAKKAL MAIN ROAD, PAVITHRAM - 637 021
PH :9600320888.

PENNAGARAM

2229. SRI AMMAN CARS INDIA PVT. LTD. (BX21-01-), SURVEY NO. 419/1, VILLAGE - PARUVADHANAAILLI, PENNAGARAM, DHARMAPURI. - 636810
PH :9715044700.

PERAMBALUR

2230. PLA MOTORS (2305-04-), SURVEY NO.88/1, A3, NH45, ELAMBALUR VILLAGE, PERAMBALUR, TAMILNADU - 621212
PH :8870004960.

PERNAMBUT

2231. SRI AMMAN CARS INDIA PVT LTD (SRA1-01-), SURVEY NO:708, PLOT NO: 87,88 & 89, PERNAMBUT TO GUDIYATTAM ROAD, PERNAMBUT, VELLORE DISTRICT, TAMIL NADU - 635810 - 635810
PH :7094403100.

PERUNDURAI

Dealer Network (AS ON 31.10.2023)

2232. SREE SARADHAMBAL AUTOMOBILES PVT LTD (BTX1-01-), SF NO.542/1, KOVAI MAIN ROAD, PERUNDURAI VILLAGE, PERUNDURAI DISTT. ERODE, TAMIL NADU - 638052
PH :9597490777.

POCHAMPALLI

2233. SRI AMMAN CARS PVT. LTD. (CUW1-01-), NEW SURVEY NO. 561/5, VILLAGE - JUMBUKUTTANPATTI, POUCHAMPALLI, KRISHNAGIRI. - 635206
PH :9600466988.

POLLACHI

2234. ABT LIMITED (L301-01-), NACHIMUTHU POLYTECHNIC CAMPUS, UDUMALPET ROAD, POLACHI - 642003
PH :99944 53265.

POLUR

2235. GANESH CARS PVT. LTD. (GLV1-01-), AZHAGO COMPLEX, SURVEY NO:77/1, CUDADALOR TO CHITTOOR ROAD, POLUR, THIRUVANNAMALAI DISTRICT, TAMILNADU - 606803
PH :9423542500.

PUDUKOTTAI

2236. PLA MOTORS (2305-02-), NO. 10, MARIAMALAI NAGAR, ALANGUDI- THIRUMAYAM ROAD, PUDUKOTTAI. - 622003
PH :04322-265668/67.

PUNJAI PULIAMPATTI

2237. SREE SARADHAMBAL AUTOMOBILES PVT LTD (BKO1-01-), SURVEY NO. 250/1, PANKAU PULIYAMPATTU MUNICIPALITY, PUNJAI PULIYAMPATTI - 638459, SATHY THALUK, ERODE. - 638459
PH :6385810777.

RAJAPALAYAM

2238. MEENAKSHI (5V02-01-), DOOR NO. 96, COTTON MARKET, TENKASI-MADURAI ROAD, RAJAPALAYAM, VIRUDHUNAGAR DIST., TAMILNADU - 626117
PH :9443785681.

RAMANATHAPURAM

2239. SIVA AUTOMOTIVE TRADING PVT. LTD. (0U02-01-), SURVEY NO. 172/1B2C, 172/2C, VILLAGE - ACHUNTHANVAYAL, ACHUNTHANGAL GROUP, TALUK - RAMANATHAPURAM, RAMANATHAPURAM. - 623502
PH :8098110000.

RAMESHWARAM

2240. SIVA AUTOMOTIVE (SKI1-01-), NO.2307, SURVEY NO.279/3A, RAMNAD ROAD, ARIYANKADU, RAMESHWARAM, RAMANATHAPURAM DISTRICT, TAMILNADU - 623529
PH :7402788898.

RANIPET

2241. GANESH CARS PVT. LTD. (CJJ1-01-), SURVEY NO. 44/1, PLOT NO. 484, OPPOSITE TO THIRUMALAI CHEMICALS, SIPCOT LAYOUT OF HOUSE SITES, SIPCOTS INDUSTRIAL COMPLEX, RANIPET , TAMIL NADU. - 632403
PH :9842330388.

RASIPURAM

2242. SREE SARADHAMBAL AUTOMOBILES PVT LTD (BSJ1-01-), SURVEY NO:41/1 B1A, MOOLAKADU VILLAGE, MASAKALIPATTI, SALEM MAIN ROAD, RASIPURAM DISTT. NAMAKKAL - 637401
PH :4286-231402/7539972888.

REDHILLS

2243. CARS INDIA PVT. LTD. (1403-04-), NO.503, G.N.T. ROAD, REDHILLS, CHENNAI - 600066
PH :9952000078.

SALEM

2244. ABT LIMITED (4101-03-), 32 THAMANA CHETTY ROAD, ARISIPALAYAM, SALEM - 636009
PH :0427-4066988, 4066999.

2245. THRIVENI CAR COMPANY PVT. LTD. (A203-01-), 12/2E1, SUBRAMANIA NAGAR, 2ND GATE, JUNCTION ROAD, SALEM. - 636005
PH :0427-2440000.

2246. S.M.CARS PVT. LTD. (A204-01-), SF NO. 64/2C3, ATTUR SALEM BYPASS ROAD, PINANGUKARAR THOTTAM, SEELANIKANPATTY, SALEM. - 636202
PH :7094448000, 7034449000.

2247. THRIVENI CAR COMPANY PVT. LTD. (A203-03-), SURVEY NO. 57, VILLAGE - MASINAICKENPATTY, AYOTHIPATTINAM, AMMAPET, SALEM - 636103
PH :0427-2291000.

2248. S M CAR PRIVATE LIMITED (A204-02-), DOOR NO. 50/28, SF NO. 1/10B, SARADHA COLLEGE MAIN ROAD, ALAGAPURAM PUDHUR VILLAGE, HASTHAMPATTY, SALEM, TAMILNADU - 636007
PH :7094440053.

SANKAGIRI

2249. THRIVENI CAR COMPANY PVT LTD. (BTN1-01-), SURVEY NO.171/5B, KCK PLAZA, KACHERIDADU, DEPUTY COLLECTOR ROAD, SALEM, SANKAGIRI (TAMIL NADU) - 637301
PH :+914283242600
+914283242601.

SANKARANKOVAL

2250. AADHI CARS PVT. LTD. (BXS1-01-), PLOT NO. 132/H, OPPOSITE TO NEW TALUK OFFICE, TIRUVENGADAM ROAD, SANKARANKOVALI. - 627756
PH :7397728025.

SATHY ROAD, ERODE

2251. SREE SARADHAMBAL AUTOMOBILES PVT. LTD. (H701-09-), SF:NO:245, KANDHAIYAN THOTTAM, SOOLAI, SATHY ROAD, VEERAPPANCHATTIRAM, ERODE, TAMILNADU - 638004
PH :9655240486.

SATHYAMANGALAM

2252. SREE SARADHAMBAL AUTOMOBILES PVT LTD (BGU1-01-), SURVEY NO. 51, 54 & RS NO. 37, KOTUVEERAMPALAYAM VILLAGE, SATHYAMANGALAM - 638 401, DISTRICT - ERODE, TAMIL NADU - 638401
PH :9597592777.

SATTUR

2253. MEENAKSHI AUTO ZONE PVT. LTD. (SDR1-01-), SURVEY NO. 18/10, CHATRAPATTI VILLAGE, MADURAI KANYAKUMARI NATIONAL HIGHWAYS, SATTUR, VIRUDHUNAGAR DISTRICT, TAMILNADU - 626203
PH :9940094881.

SEYDUNGANALLUR

2254. ASIR AUTOMOBILES PVT LTD (S603-02-), SURVEY NO. 59/3E, THIRUCHENDUR ROAD, SEYDUNGANALLUR TOWN, TALUK - SRIVAIKUNTAM, TUTICORIN DIST., TAMIL NADU. - 628809
PH :8344992220.

SHOLINGUR

2255. GANESH CARS PVT. LTD. (GLU1-01-), NO.401, ARAKKONAM MAIN ROAD, OPPOSITE TVS FOUNDRY, PANDIYANELLORE, SHOLINGUR, WALAJA TALUK, RANIPET DISTRICT, TAMILNADU - 631102
PH :7397395259.

SIVAKASI

2256. MEENAKSHI AUTO ZONE PVT. LTD. (X602-01-), 372 D & E, ARUNACHALAM COMPLEX, THIRUTHANGAL ROAD, SIVAKASI. - 626123
PH :4562-231281.

SRIPERUMBUDUR

2257. RAJALAKSHMI CARS PVT. LTD. (7B01-01-), SURVEY NO. 150/1A, DOOR NO 1C, THERADI STREET, NEW VILLAGE NO 42, SRIPERUMBADUR, KANCHEEPURAM DISTRICT, TAMIL NADU. - 602105
PH :8939995469.

SRIVILLIPUTHUR (RAJAPALAYAM)

2258. ABT LIMITED (4202-03-), NO. 10/32, PADIKASUVAITHAMPATTI , NEAR RTO OFFICE, SRIVILLIPUTHUR, VIRUDHUNAGAR, TAMIL NADU - 626125
PH :95009 05020.

SULUR

2259. JAIKRISHNAA AUTOSALES PVT. LTD. (4107-05-), DOOR NO. 37 F, RANGANATHAPURAM, TRICHY ROAD, SULUR - 641 402
PH :0422-3199901.

TENKASI

2260. AADHI CARS PVT. LTD. (BXR1-01-), DOOR NO. 3/50-1, SURVEY NO. 447B, TIRUNELVELI MAIN ROAD, VILLAGE - KUNARAMANALLUR, TENKASI - 627814
PH :9500991475.

2261. AADHI CARS PVT. LTD. (BXR1-02-), DOOR NO. 47, MADHALAMPARAI, TENKASHI AMBAI HIGHWAY, TENKASHI, TIRUNELVELI DIST., TAMILNADU. - 627 814
PH :9500991475.

THAMMAPATI

2262. SM CARS (SNH1-01-), SURVEY NO # SF: 328/11, NAGIAMPATTI, THAMMAPATTI, SALEM DISTRICT, TAMILNADU - 636113, - 636113
PH :7094440010.

THANJAVUR

2263. PILLAI & SONS MOTOR CO. (E701-01-), 12A, SELVAM NAGAR, TANJAVUR, TAMILNADU - 613007
PH :04362-271723, 271724, 9443264164.

THARAMANGALAM

2264. THRIVENI (CSQ1-01-), NO. 1/122, KATTAMPATTI, JALAKANDAPURAM, THARAMANGALAM, SALEM DIST., TAMIL NADU. - 636501
PH :9159355999/9003504760.

THENI

2265. MEENAKSHI AUTO ZONE PVT. LTD. (9U02-01-), DOOR NO. 871/1, RATHINAM NAGAR, PERIYAKULAM MAIN ROAD, THENI TOWN, DISTRICT - THENI - 625531
PH :9789703881.

THIRUMULAIVOYAL

2266. CRESSCO (A UNIT OF NEXGEN VENTURES PVT LTD. (CDW2-01-), NO. 48, BALAJI NAGAR, NEW SIR IRVANSTADE FORD HOSPITAL, THIRUMULAIVOYAL DISTT. CHENNAI - 600062
PH :7305087044.

THIRUVALLUR

2267. KHIVRAJ MOTORS PVT LTD. (1404-04-), 2151, KAKKULUR ROAD, THIRUVALLUR - 602001
PH :99520 78443.

2268. KHIVRAJ MOTORS PVT LTD. (1404-05-), PLOT NOS. 218, 219, 220, 225, 226, 227, 228 AND S.NOS. 18/5, 18/6, EMPIRE CITY PART-3, KAKKALLUR VILLAGE, THIRUVALLUR THALUK, THIRUVALLUR - 602001
PH :97103 34818.

THIRUVANNAMALAI

2269. GANESH CARS PVT. LTD. (C601-03-), NO.-5, NH-78, KRISHNAGIRI PONDY ROAD, CHINA KANKEYANUR, OPP SKP ENGG. COLLEGE, THIRUVANNAMALAI - 606601
PH :9442305072.

THIRUVARUR

2270. PILLAI & SONS MOTOR CO. (E701-03-), THANJAI NAGARI ROAD, OPP. TO S. P. OFFICE - 610001
PH :04386-250250, 9442163707.

2271. PILLAI & SONS MOTOR COMPANY (LJ01-01-), NO. 9, WARD NO.-4, BLOCK NO. 10, NEW SY. NO. 601/6B1, SUNDARAVILLAGAM, NARSINGHAMPET, THIRUVARUR TOWN & DIST., TAMIL NADU - 610001
PH :9442163509.

THISAYANVILLAI

2272. AADHI CARS PVT. LTD. (CVL1-01-), SURVEY NO. 240/1, 7/1, HIGHWAYS ROAD, OPP. TO VO OFFICE, SELVA MARUTHUR, THISAYANVILLAI. - 627 657
PH :7339511187.

THUCKALAY

2273. ATHENS (BWQ2-01-), DOOR NO. 5/76B, (RE SURVEY NO-5307) THIRUVITHANCODE ROAD, KERALAPURAM, MUTHALAKURICHI, VILLAGE – MUTHALAKURUCHI, KALKULAM-TALUK, THUCKALAY, DISCTRICT – KANYAKUMARI, TAMILNADU - 629174
PH :8012029888.

THURAIYUR

2274. PLA MOTORS (CSE1-01-), D.NO.-5/300, SINGALANDHAPURAM VILLAGE, THURAIYUR DISTT. TRICHY (TAMIL NADU) - 621010
PH :9485763725.

TIRUCHENDUR

2275. ASIR AUTOMOBILES PVT LTD (CCJ1-01-), SURVEY NO. 220/1D1A, 221/3, 221/4, 221/5, 221/5A, 221/5B, PODHIGAI NAGAR, VILLAGE-VEERAPANDIYAPATINAM, THIRUCHENDUR, TUTUCORIN. - 628215
PH :7373900220.

TIRUCHENGODE

2276. SREE SARADHAMBAL AUTOMOBILES PVT LTD (X401-02-), PLOT NO-10, OPP TO PONNUSWAMY KALYANA MANDAPAM, KOOTAPALLI COLONY, TIRUCHENGODE - 637001
PH :4288-282292.

TIRUNELVELI

2277. AADHI CARS PVT. LTD. (A303-01-), PLOT NO. 261, MADURAI MAIN ROAD, KARAIERUPPU, TIRUNELVELI, TAMIL NADU - 627357
PH :9500991610.

2278. AADHI CARS PVT. LTD. (A303-03-), DOOR NO. 37, RAMNAGAR, KTC NAGAR, TIRUNELVELI, TAMIL NADU. - 627 011.
PH :9500991610.

TIRUNVELI

2279. AADHI CARS PVT. LTD. (A303-04-), SF NO:161/4, SF NO: 893/2, NORTH BYEPASS ROAD, GALAXY HOSPITAL BACKSIDE, PALAYANKOTTAI, TIRUNELVELI, TAMILNADU - 627001
PH :95009 91479.

TIRUPATHUR

2280. GANESH CARS PVT. LTD. (BPD1-01-), SURVEY NO.54/4, TIRUPATHUR TO KRISHNAGIRI ROAD, PALLIPET VILLAGE, TIRUPATHUR DISTT. VELLORE - 635601
PH :9842308909.

TIRUPATTUR(SIVAGANGAI)

2281. ABT LIMITED (CHH1-01-), DOOR NO. 8/2/29A, KARAIKUDI ROAD, TIRUPATHUR, DISTRICT – SIVAGANGAI - 630211
PH :9994450331.

TIRUPUR

2282. ABT LIMITED (4101-09-), NO. 4, SABHAPATHI PURAM, NEAR TMF HOSPITAL, TIRUPUR - 641601
PH :95009 98368.

2283. SHASHTI CAR PVT LTD (Y701-01-), SRI PADMINI GARDENS, KANGAYAM ROAD, OPP. ST JOSEPH SCHOOL, TIRUPUR - 641604
PH :044-2430275/ 2430276.

TIRUTHANI

2284. CARS INDIA PVT. LTD. (CIC1-01-), NO. 9/13, CHENNAI BY PASS ROAD, OLD CHENNAI ROAD, DISTT. THIRUVALLUR, TIRUTHANI, TAMILNADU - 631209
PH :7358773860.

TIRUVANNAMALAI

2285. SRI AMMAN CARS INDIA PVT LTD. (LX02-01-), 2A/2, SURVEY NO. 3676/3, ANNA SALAI, TIRUVANNAMALAI-CHENNAI NH-101, TIRUVANNAMALAI TOWN AND DIST., TAMILNADU - 602601
PH :7094471293.

TONDI

2286. SIVA AUTOMOTIVES (SHW1-01-), SURVEY NO: 85/16, WARD 10/78, SOUTH THOPU STREET, ECR MAIN ROAD, ECR, THONDI, RAMANATHAPURAM DISTRICT, TAMIL NADU - 623409
PH :7402788820.

TRICHY

2287. ABT LIMITED (2302-02-), 4/40, COLLECTOR OFFICE ROAD, CANTONMENT, TRICHY - 620001
PH :0431-4221620.

2288. PLA MOTORS (2305-01-), NO. 18/2, NA-45, DHEERAN NAGAR, TRICHY-DINDUGAL MAIN ROAD, TRICHY - 620009
PH :9994599777/9600950960.

2289. ABT LIMITED (2302-03-), MADRAS TRUNK ROAD, MAMBALASALAI, TRICHY - 620005
PH :0431-4221555.

2290. PLA MOTORS (2305-03-), 10A & B, ALXANDRIA ROAD, CANTONMENT, TRICHY - 620001
PH :0431-2411540/530.

2291. PILLAI & SONS MOTOR CO. (2306-01-), SURVEY NO. 10B, 1A/D, CHENNAI TRICHY BY-PASS ROAD, VILLAGE - THIRUNALLUR, TRICHY. - 620002
PH :8489900902, 9384826814.

TUTICORIN

2292. ASIR AUTOMOBILES PVT LTD (S603-01-), SURVEY NO. 25/1B, MAPPILLAIURINI VILLAGE, ETAYAPURAM ROAD, TUTICORIN, TAMIL NADU - 628002
PH :7373501220.

UDUMALPET

2293. ABT LIMITED (QR01-01-), 2/3, PERIYAKOTTAI PIRUVU, S.V. MILL POST, UDUMALPET - 642126
PH :99944 41645.

USILAMPATTI

2294. SIVA AUTOMOTIVE TRADING PVT LTD (SNC1-01-), NO. 33/1B2A, USILAMPATTI - MADURAI HIGHWAY,POTTULUPATTI PANCHAYATH, USILAMPATTI, MADURAI DISTRICT, TAMILNADU-625532 - 625532
PH :7868088840.

UTHANGARAI

2295. SRI AMMAN CARS INDIA PVT. LTD. (CFY1-01-), SURVEY NO. 104/1, 104/1B, VILLAGE – THANDIYAPPANUR, UTHANGARAI, KRISHNAGIRI. - 635304
PH :9715044600.

UTHUKOTTAI

2296. KHIVRAJ MOTORS PVT LTD. (CUC1-01-), SURVEY NO. 442/1, NEHRU BAZZAR STREET, UTHUKOTTAI, DIST.-THIRUVALLUR - 602 026
PH :7299835536.

VALLIYUR

2297. AADHI CARS PVT. LTD. (BXQ1-01-), DOOR NO. 314A/11-14, WITHIN VADAKU VALLIOOR, REVENU VILLAGE, VADAKKU VALLIOOR PANCHAYAT, RADHAPURAM TALUK, VALLIOOR. - 627002
PH :7373091462.

VANDAVASI

2298. GANESH CARS PVT. LTD. (CRN1-01-), SURVEY NO.272, KEELSATHAMANGALAM VILLAGE, CHETPET ROAD, VANDAVASI, THIRUVANNAMALAI, DISTT. T.N. - 604408
PH :7395802484.

VANIYAMBADI

2299. GANESH CARS PVT. LTD. (BYJ1-01-), NO. 187/1B1, NH-46 (AH-7), PETHAKALLUPALLI VILLAGE, NEAR TOLL GATE, VANIYAMBADI, VELLORE (DIST), TAMIL NADU - 635801
PH :9842327709.

VELLORE

2300. GANESH CARS PVT. LTD. (C601-01-), 91 NEW BY-PASS ROAD, VELLORE - 632004
PH :9842377110.

2301. SRI AMMAN CARS INDIA PVT. LTD. (C602-01-), DOOR NO. 68, SURVEY NO. 66/7, NEAR RANGALAYA KALYANA MANDAPAM, VELLORE-KATPADI ROAD, KALINJUR VILLAGE, KATPADI TALUKA, GANDHINAGAR, VELLORE DIST., TAMIL NADU. - 632006
PH :7094471320, 7094471321.

2302. SRI AMMAN CARS INDIA PVT. LTD. (C602-02-), SURVEY NO. 316/3B2, 316/8A, 316/8B, NEAR SHELL PETROL PUMP, MELMONAJUR VILLAGE VELLORE TALUK & DIST. ON NH48 (CHENNAI – BENGALURU HIGHWAY), VELLORE, TAMILNADU - 632010
PH :7094471320.

VILLUPURAM

2303. ABT LIMITED (5Q01-02-), 264/1, GINGEE MAIN ROAD, AYINAMPALAYAM, VILLUPURAM - 605602
PH :04146-225509 / 225590.

VIRUDHACHALAM

2304. ABT LIMITED (BMA1-01-), PLOT NO. 56, JUNCTION ROAD, NEAR SHANMUKA LODGE, VIRUDHACHALAM, DISTRICT – CUDDALORE, TAMIL NADU. - 606011
PH :04143-262631/262632/262633.

VIRUDHUNAGAR

2305. MEENAKSHI AUTO ZONE PVT LTD (SCF1-0A-), DOOR NO:6/504, SURVEY NO. 11/6, PELAMPATTI VILLAGE,VIRUDHUNAGAR MADURAI HIGH WAY ,OPPOSITE TO VVVV COLLEGE , TALUK & DIST. VIRUDHUNAGAR, TAMILNADU - 626001
PH :9940094881.

TAMILNADU

ALANGUDI

2306. PLA MOTORS (SLR1-01-), S. NO. 400/6-A-2, NO. 1/85, MANGALAPURAM, PUDDUKOTTAI TO ALANGUDI ROAD, NEAR KKP KALYANA MANDAPAM, ALANGUDI TOWN & TALUK, PUDDUKOTTAI DIST., TN - 622301 - 622301
PH :8870454466.

Dealer Network (AS ON 31.10.2023)

CHENNAI

2307. VISHNU CARS (1488-01-), DOOR NO. 8, NP INDUSTRIAL ESTATE, JAWAHARLAL NEHRU ROAD, EKKATUTTHANGAL, CHENNAI, TN - 600032 PH : 7550360444.

CHENNAI- MAMBAKKAM

2308. KHIVRAJ MOTORS (1404-G1-), SURVEY NO:76/A, NO.27, PLOT NO. D-2, KEELAKOTTAYUR, VANDALUR TO KELAMBAKKAM MAIN ROAD, MAMBAKKAM, CHENGALPET, CHENNAI, TN - 600127 PH : 9841591558.

CHETPET

2309. GANESH CARS (SGY1-01-), DOOR NO: 35/C, CHETPET TOWN, CHETPET TALUKA, TIRUVANNAMALAI DIST., TAMILNADU - 606 801 PH :98423 06337.

CHINNAMANUR

2310. ABT LIMITED (SKX1-01-), SF NO. 446 /1A, WARD A, BLOCK-2, TS NO.8/15, PERIYAKULAM TO CHINNAMANUR MAIN ROAD, KEELAPOOLANANDHAPURAM, CHINNAMANUR MUNICIPAL TOWN & TALUK, THENI DIST., TN- 625515 - 625515 PH :9715863213.

DENKANIKOTTAI

2311. AMMAN CARS (SDT1-01-), SURVEY NO:766/ 1B11, THABILAGOUDAN THOTTI, DENKANIKOTTAI , KRISHNAGIRI DISTRICT, TAMILNADU - 635107 PH :9585599935.

DHARAPURAM

2312. SREE SARADHAMBAL AUTOMOBILES PVT LTD (QNO1-01-), SF 1344A3, DINDIGUL BYPASS ROAD, NEAR INDIAN OIL PETROL PUMP, DHARAPURAM TOWN AND TALUKA, TIRUPPUR DIST., TAMILNADU-638656 - 638656 PH :9787853000.

GANGAVALI

2313. THRIVENI CARS (SOS1-01-), SURVEY NO # SF NO. 22/3A1A, 106 ATTUR MAIN ROAD, GANGAVALLI, SALEM, TN - 636105 PH :9159722999.

KAWALKINARU

2314. AADHI CARS PVT. LTD. (CSU1-01-), SURVEY NO:1943/1, SURESH COMPLEX, KANYAKUMARI BYEPASS ROAD, KAVALKINARU JUNCTION, KAVALKINARU (VADAKKINULAM), TIRUNELVELLI - 627105 PH :733911259.

KULASEKHARAM

2315. ATHEN CARS (SIL1-01-), ITE NO : 409/17A – ARANIVILAI, NEAR RANGE OFFICE, CONVENT ROAD – KULASEKHARAM, KALKULAM –TALUK, KANYAKUMARI DIST. TN - 629 161 PH :7094471569.

KUMBAKONAM

2316. PILLAI AND SONS MOTOR CO. (E701-06-), D. NO. HP-1, GOVT. INDUSTRIAL ESTATE, SIDCO, THIRUBHUVANAM TOWN & POST, KUMBAKONAM, THANJAVUR DISTRICT, TAMILNADU - 612103 PH :8489900136.

MADURAI

2317. SIVA AUTOMOTIVE TRADING PVT LTD (4205-03-), PATA NO. 615, SURVEY NO. 32/2, 32/4, THENI MAIN ROAD, ACHAMPATHU, MADURAI, TN - 625019 PH :7402738888.

NEYVELI

2318. VISHNU CARS (CPN1-01-), SURVEY NO:545/2A1A, NH-45C, OPP. NATIONAL COLLEGE, KUMBAKONAM - CHENNAI HIGH WAY , NEAR NEYVELI ARCH GATE, NEYVELI T.S, KEELAKOLLA, MARUNGUR POST, PANRUTI, CUDDALORE DISTRICT, TAMILNADU - 607103 PH :9384059575.

PERUMBAKKAM

2319. KHIVRAJ MOTORS PVT LTD (SSL1-01-), NO-1, VARALAKSHMI NAGAR, THIRUVALLUR ROAD, PERAMBAKKAM, KANCHIPURAM DIST, TAMILNADU- 631402 - 631402 PH :7338786693.

SIVAGANGAI

2320. ASIR AUTOMOBILES (SDC1-01-), S. NO: 144/1, SIVAGANGAI-THONDI ROAD, PAIYAUPELLAVAYAL, SIVAGANGAI, TAMILNADU - 630561 PH :9750372220.

THANJAVUR

2321. PLA MOTORS FIRM (E702-01-), SURVEY NO. 173/6B4, TRICHY-THANJAVUR ROAD, NANIJKOTTAI BYPASS, THANJAVUR, TAMILNADU - 613005 PH :9344006433/9344003877.

THIRUMAZHISAI

2322. CARS INDIA PVT LTD (SMH1-01-), DP 30, SIDCO INDUSTRIAL ESTATE, THIRUMAZHISAI, - 600124 PH :9500064259.

THOPPUR

2323. SRI AMMAN CARS (SLU1-01-), SITE NO. 422 /2A, BANGALORE TO SALEM HIGH WAY, AMMANI, THOPPUR VILLAGE & TOWN, NALLAMPALLI TK, DHARMAPURI DISTRICT, - 636352 PH :9790004273.

TINDIVARAM

2324. VISHNU CARS (SDI1-01-), SURVEY NO. 50/4, 50/5 & 63, NEAR RTO OFFICE, MOLASUR, TINDIVANAM, VILUPPURAM, TAMILNADU - 604102 PH :9500039023.

TIRUPPUVANAM

2325. MEENAKSHI AUTO ZONE PVT LTD (SQZ1-01-), NO:21, BAKHYA NAGAR, WARD NO:1, MANDAPAM MAIN ROAD, TIRUPPUVANAM, SIVAGANGA DISTRICT, TAMIL NADU - 630611 - 630611 PH :9442799581.

UTHIRAMERUR

2326. AIE CARS (SHG1-01-), SURVEY NO:383/3B-B2, UTHIRAMERUR MAIN ROAD, UTHIRAMERUR, KANCHEEPURAM DISTRICT, TAMILNADU - 603406 PH :7299057387.

VELLAKOVIL

2327. SRI CITI AUTO (SGO1-01-), SURVEY NO:502/C &371/D, NO. 196, 197, KOVAI KARUR MAIN ROAD, VELLAKOVIL, TIRUPUR DIST., TAMILNADU - 638111 PH :9994606000.

VENGAL

2328. VISHNU CARS PVT LTD (STC1-01-), NEW SURVEY NO:67/1B, 67/20, CHINMAYA NAGAR, THAMARAIPAKKAM VILLAGE, VENGAL, THIRUVALLUR DIST., TAMILNADU- 601103 - 601103 PH :9500121559.

TELANGANA

ADILABAD

2329. ADARSHA AUTOMOTIVES PVT LTD (BTM1-01-), SURVEY NO:131/6 & 131/7, NH-44, ADILABAD TOWN ROAD, MAVALA, ADILABAD, TELANGANA. - 504001 PH :9133307724.

ARMUR

2330. VARUN MOTORS PVT. LTD. (BBN1-01-), SURVEY NO.277, ARGUL VILLAGE, JAKARANPALLY (MANDAL), ARMUR, NIZAMABAD DISTT. (A.P.) - 503224 PH :9052901888.

BASARA

2331. ADARSHA (SSY1-01-), URVEY NO 59/E, RAVINDRAPUR, BASARA, NIRMAL DISTRICT, TELANGANA - 504101 PH :8886092222.

BATCHUPALLY, HYDERABAD

2332. SAI SERVICE PRIVATE LIMITED (1011-09-), SURVEY NO 499/1, MIYAPUR TO BACHUPALLY ROAD, BACHUPALLY, HYDERABAD. - 500090 PH :7330771111.

BELAMPALLY

2333. ADARSHA AUTOMOTIVES (SUZ1-01-), SURVEY NO 5/31, PEDANAPALLI, BELAMPALLY, MANCHERIAL DISTRICT, TELANGANA - 504251 PH :8886092222.

BHADRACHALAM

2334. VARUN MOTORS (CLZ1-01-), H-NO 1-138/1B-OLD SARPAKA ROAD, BHADRACHALAM, BHADRADI-KOTHAGUDEM, TELANGANA - 507111 PH :9885576602.

BHUPALAPALLY

2335. ADARSHA AUTOMOTIVES PVT LTD (D502-04-), 6-113, JAWAHAR NAGAR, MAIN ROAD, SBH MAIN BRANCH ROAD, BHUPALPALLY, DISTRICT - WARANGAL, ANDHRA PRADESH - 506169 PH :7799790526.

BODHAN

2336. VARUN MOTORS PVT. LTD. (O801-01-), PLOT NO. 5/2, ACHANAPALLY CROSS ROAD, BODHAN, DIST.-NIZAMABAD, TELANGANA. - 503185 PH :9885576602, 9553714189.

CHEVELLA

2337. GEM MOTORS (INDIA) PVT. LTD. (CBL1-01-), SURVEY NO. 17/A, MANDAL – CHEVELLA, DISTRICT – RANGA REDDY, TELANGANA. - 510101 PH :9912899128, 9912834567.

DUBBAK

2338. ADARSHA (-), ADARSHA AUTOMOTIVE PVT LTD, OPP. BUS DEPOT, BYPASS ROAD, SIDDPET, TELANGANA - 502108 PH :9160746633.

ETUNAGARAM

2339. WIN MOTORS (SOJ1-01-), H.NO 12-412 & 12-413, AKULAVARI GHANPUR, ETURNAGARAM, MLUGU DISTRICT, TELANGANA - 506165 PH :8698828005.

GADWAL

2340. SRI JAYARAMA MOTORS PVT. LTD. (WP01-02-), PLOT NO. 5 & 6, BESIDE RURAL POLICE STATION, KURNOL ROAD, MAHABUB NAGAR DISTRICT, ANDHRA PRADESH - 500125 PH :8096990074, 8096996671.

GAJWEL

2341. ACER MOTORS (A DIVISION OF KRISHNAIAH MOTORS PVT. LTD) (BYU1-01-), SURVEY NO. 220, VILLAGE – PRAGNAYPUR, GAJWEL, DISTRICT – MEDAK, TELANGANA . - 502311 PH :8885088080, 9849017827.	2352. THE MITHRA AGENCIES (1002-03-), PLOT NO. 3-4-10,NEAR MADHAPUR POLICE STATION, MADHAPUR, HYDERABAD - 500081 PH :04023113399 04023113388 9959912702.	2364. VARUN MOTORS PVT. LTD. (4603-0H-), PLOT NO. 1354/1, ROAD NO. 1, NEAR IOC PETROL PUMP, JUBLEE HILLS, HYDERABAD, ANDHRA PRADESH - 500033 PH :8886322776.	2375. KALYANI MOTORS PVT. LTD. (1018-02-), M/S VIDHATA BINNY MODERN RICE MILL, BEARING NO. 8-4-15 IN SURVEY NO. 239 & 240 OF VILLAGE – KARMANGHAT, MANDAL – SAROORNAGAR, DISTRICT – RANGA REDDY, HYDERABAD - 500079 PH :9100222377.
GHATKESAR	2353. RKS MOTORS PVT. LTD. (1003-05-), 11-6-191/192,OPP. HOTEL HARSHA,PUBLIC GARDEN ROAD, NAMPALLY, HYDERABAD - 500001 PH :9848811158.	2365. VARUN MOTORS PVT. LTD. (4603-0J-), PLOT NO. 1-45, SY.NO:1 TO 7, GOPINATH COMPLEX, TARANAGAR, LINGAMPALLY, HYDERABAD, RANGAREDDY DISTRICT, TELANGANA STATE - 500019 PH :8886067847.	2376. ADARSHA AUTOMOTIVES PVT LTD (1019-01-), H. NO. 2-4-43/15, SURVEY NO. 34, SOGBOWLI (PILLER NO. 185 OF P.V. NARSIMHA RAO EXPRESSWAY), RAJENDRANAGAR, UPPERPALLY, ATTAPUR, RANGA REDDY, HYDERABAD, TELANGANA . - 500048 PH :9705436633, 8297426633.
2342. ACER MOTORS (A DIVISION OF KRISHNAIAH MOTORS PVT. LTD) (BYL1-01-), 3-21, JODIMETLA, CHOUDA RIGID VILLAGE GHATKESAR MANDAL, DISTRICT – RANGA REDDY. - 501301 PH :8885088075, 9849017827.	2354. VARUN MOTORS PVT. LTD. (4603-0A-), 1-11-200,SHAMLALA BUILDING BEGUMPET, HYDERABAD - 500016 PH :9885206555.	2366. SAI SERVICE PRIVATE LIMITED (1011-07-), PLOT NO.B-21 & B-34, BHEL ANCILLARY INDUSTRIAL ESTATE, RAMACHANDRAPURM, HYDERABAD - 502032 PH :9703811411.	2377. THE MITHRA AGENCIES (1002-06-), SURVEY NO.57, D.NO.8-2-108, BIRAMALGUDA, KARMANGHAT NAGARJUN SAGAR ROAD, HYDERABAD, TELANGANA . - 500079 PH :8886621232.
HUSNABAD	2355. THE MITHRA AGENCIES (1002-04-), 8-18-138, PLOT NO. 8,NEAR MARGADARSI CHIT FUND,L.B. NAGAR RING ROAD, RR DIST, HYDERABAD - 500074 PH :9983551265.	2367. ADARSHA AUTOMOTIVES PVT LTD (1014-01-), 18-2-45 NEAR FLYOVER, CHANDRAYANGUTTA "X" ROAD, HYDERABAD - 500005 PH :8142326633.	2378. VARUN MOTORS PVT. LTD. (4603-0M-), KSN GARDENS, 5-162/6, BORABANDA MAIN ROAD, HYDERABAD - 500018 PH :9885579623.
2343. ADARSHA AUTOMOTIVES PVT LTD (GJE1-01-), SURVEY NO. 202/E, H. NO. 12-1/4 & 12-1/A, VILLAGE & MANDAL - HUSNABAD, DIST. -SIDDIPET, TELANGANA. - 505467 PH :8886092222, 7995835552.	2356. GEM MOTORS (INDIA) PVT. LTD. (1009-01-), RAJAHMUNDR, SOCIETY,KONDAPUR,,HYDERABAD , ANDHRA PRADESH - 500084 PH :9912899128.	2368. RKS MOTORS PVT. LTD. (1003-09-), SURVEY NO.434, 5-5-33/19, BEHIND HUDA TRUCK PARKING, KUKATPALLY, DISTT: RANGAREDDY, HYDERABAD - 500072 PH :9010811131.	2379. JYABHERI AUTOMOTIVES PVT. LTD. (1017-03-), SURVEY NO.283, PLOT NO.D-46 & 47, PHASE-V, IDA, JEEDIMETLA, QUTUBULLAPUR MANDAL, RANGA REDDY DISTT., HYDERABAD (TELANGANA) - 500055 PH :7799784567.
HYDERABAD	2357. GEM MOTORS (INDIA) PVT. LTD. (1009-02-), 2-11, SURVEY NO: 165,172, HYDERNAGAR, KUKATPALLY, HYDERABAD, ANDHRA PRADESH - 500072 PH :9912344538.	2369. SAI SERVICE PRIVATE LIMITED (1011-08-), DOOR NO.7-2-C33 & C34, INDUSTRIAL ESTATE, SANATH NAGAR, HYDERABAD. - 500018 PH :7799960003.	2380. ADARSHA AUTOMOTIVES PVT LTD (1014-03-), SURVEY NO. 220/A, AMBEDKAR ROAD, OPP HERITAGE FRESH, NEAR AMBAEDKAR STATUE, NEAR ALWAL, SECUNDERABAD. - 500 010 PH :9291859954.
2344. THE MITHRA AGENCIES (1002-01-), 1-8-670, NEAR RTC CROSS ROAD,AZAMABAD INDUSTRIAL AREA, HYDERABAD, - 500020 PH :9966838294.	2358. SAI SERVICE PRIVATE LIMITED (1011-01-), PLOT NO. 88, INDUSTRIAL AREA,C.I.E. GANDHI NAGAR, ,BALANAGAR, HYDERABAD - 500037 PH :9010827755.	2370. KALYANI MOTORS PVT. LTD. (1018-01-), PLOT NO. A-23 & A31/1, I.D.A, NACHARAM, HYDERABAD - 500076 PH :9100114863.	2381. KALYANI MOTORS PVT. LTD. (1018-03-), SURVEY NO. 305, NIZAMPET, MANDAL - QUTBULLAPUR, DIST-RANGA REDDY, HYDERABAD - 500 072 PH :040 68158999, 9121232321.
2345. RKS MOTORS PVT. LTD. (1003-01-), SABOC TOWERS, RAUBHAVAN ROAD, SOMAJIGUDA, HYDERABAD - 500482 PH :040 44454443, 9010811166.	2359. THE MITHRA AGENCIES (1002-05-), PLOT NO. 19,20 & 21,ROAD NO. 10,IDA NACHARAM, HYDERABAD - 500076 PH :04027176999 04027177999 9963551267.	2371. GEM MOTORS (INDIA) PVT. LTD. (1009-03-), SURVEY NO. 135/A & 135/AA, MANIKONDA, RAJENDRA NAGAR MANDAL, RANGAREDDY DISTRICT, HYDERABAD, TELANGANA. - 500089 PH :9912341524.	2382. THE MITHRA AGENCIES (1002-07-), SURVEY NO.12,13,14& 15, MEDIPALLY, GHATKESAR MANDAL, RANGA REDDY DISTRICT, HYDERABAD, TELANGANA - 500098 PH :8886697954.
2346. RKS MOTORS PVT. LTD. (1003-02-), R-4/IDA/IDA BLOCK, INDUSTRIAL ESTATE,UPPAL, HYDERABAD - 500039 PH :040 23434504, 9010822210.	2360. VARUN MOTORS PVT. LTD. (1012-01-), MARUTTI AUTHORISED DEALER, SURVEY NO.115, IT PARK, NANAKRAMGUDA, GACHIBOWLI, HYDERABAD - 500008 PH :9985104860, 69997979.	2372. ADARSHA AUTOMOTIVES PVT LTD (1014-02-), H. NO. 8-64/1, RUDRA COLONY, SHAMSHABAD, HYDERABAD - 501218 PH :9603296633.	2383. JYABHERI (1085-01-), SURVEY NO 686,UPPAL, MEDCHALI-MALKAJGIRI DISTRICT, HYDERABAD,TELANGANA - 500013 PH :8142506666.
2347. VARUN MOTORS PVT. LTD. (4603-04-), B-11 CO-OPERATIVE INDUSTRIAL ESTATE, BALANAGAR, HYDERABAD, - 500037 PH :9885208555, 9985745222.	2361. RKS MOTORS PVT. LTD. (1003-08-), D.NO.1-10-1/285/1, OPP. VEGITABLE MARKET, ECIL CROSS ROADS, KUSAIGUDA, HYDERABAD - 500062 PH :7799779810.	2373. JYABHERI AUTOMOTIVES PVT. LTD. (1017-01-), PLOT NO. 113, 114, 115 IN LUMBINI ENCLAVE CB SQUARE, VILLAGE – GACHIBOWLI, SHERLINGAMPALLY MNADAL, HYDERABAD, TELANGANA STATE. - 500032 PH :9100909401.	IBRAHIMPATNAM
2348. VARUN MOTORS PVT. LTD. (4603-0B-), ADITYA NAGAR COLONY, ,ADITYA NAGAR COLONY, TOLICHOWKI, SHAIKPET (VILLAGE, HYDERABAD, HYDERABAD - 500008 PH :64551700, 8886114856.	2362. SAI SERVICE PRIVATE LIMITED (1011-04-), H.NO.16-2-839/4/10, SAIDABAD, L.B.NAGAR, HYDERABAD. - 500059 PH :7799352000.	2374. JYABHERI AUTOMOTIVES PVT. LTD. (1017-02-), SURVEY NO.11/36, PLOT NO.32, 39 & 40, NEAR N CONVENTION CENTRE, KHANAMET, HYDERABAD, SHERLINGAMPALLY MANDAL, HYDERABAD - 500081 PH :7799916666.	2384. PAVAN MOTORS PVT. LTD (CSF1-01-), S.NO.123/E, MPP PATEL GUDA, IBRAHIMPATNAM, RANGA REDDY - 501506 PH :8790144499.
2349. VARUN MOTORS PVT. LTD. (1010-01-), PLOT NO. VII- VII A & B,UNDER WARD NO. 10, AUTONAGAR, VANASTALIPURAM, HYDERABAD, R. R. DISTT - 500070 PH :9885208555.	2363. VARUN MOTORS PVT. LTD. (4603-0G-), 1-10-28/1 SY. NO.285, KUSAIGUDA, NEAR ECIL X ROADS, HYDERABAD - 500062 PH :7799600093.		JAGITAL

Dealer Network (AS ON 31.10.2023)

2385. ADARSHA AUTOMOTIVES PVT LTD (N601-04-), HOUSE NO.-1-5-216/A, OPPOSITE TO KVA SUBSTATION, KARIMNAGAR ROAD, JAGTIAL, - 505327
PH :8886152222.

JANGAON

2386. ADARSHA AUTOMOTIVES PVT LTD (K101-01-), H.NO.339, HYDERABAD ROAD, JANGAON. - 506167
PH :7799626633.

KAMAREDDY

2387. VARUN MOTORS PVT. LTD. (KX01-01-), H.NO.11-107/61, BESIDE:GURU RAGHAVENDRA COLONY, CHINNA MALLAREDDY VILLAGE, KAMAREDDY. - 503111
PH :9985557570.

KARIMNAGAR

2388. ADARSHA AUTOMOTIVES PVT LTD (N601-01-), H.NO. 8-6-313/1, HYDERABAD ROAD, BY-PASS JUNCTION, KARIMNAGAR - 505001
PH :8886600315.

2389. ADARSHA AUTOMOTIVES PVT LTD (N601-05-), H.NO.8-6-301/18, BY-PASS ROAD, AUTONAGAR, KARIM NAGAR, TELANGANA. - 505001
PH :8886152222.

2390. VARUN MOTORS PVT. LTD. (N603-01-), BEARING NO. 1-81/3/10/2, SURVEY NO. 221 & 222, REKURTHY VILLAGE, KARIMNAGAR-JAGTIAL ROAD, KARIMNAGAR MANDAL & DIST. , TELANGANA. - 505 001
PH :09133376762, 8886619373.

2391. VARUN MOTORS (N603-02-), SURVEY NO. 277,278/B, AREPALLY VILLAGE, TEEGALAGUTTAPALLI GRAM PANCHAYAT, KARIMNAGAR - 505001
PH :9885210555.

KEESARA

2392. JAYABHERI AUTO (SEI1-01-), H-NO 3-56/9/6A, SURVEY NO 5,KEESARA, MEDCHAL-MALKAJGIRI, TELANGANA - 501301
PH :9676076666.

KHAMMAM

2393. MITHRA AUTO AGENCIES PVT LTD (2604-02-), SURVY NO. 182,WARANGAL ROAD, OPP. FCI GODOWNS,PEDA THANDA,KHAMMAM - 507003
PH :8886063527.

KHANAPUR

2394. VARUN MOTORS (SND1-01-), NO:14-10A, NEAR SAI BABA TEMPLE, OPP. GIRLS HIGH SCHOOL, VILL & MANDAL: KHANAPOOR, DIST- NIRMAL - 504203
PH :8886619373.

KODAD

2395. PAVAN MOTORS PVT. LTD (BRP2-01-), SURVEY NO. 42, KOMARBANDA REVENUE LIMITED, KODAD , DISTRICT – NALGONDA, TELANGANA - 508206
PH :8008899995.

KOLLAPUR

2396. SRI JAYARAMA (SHC1-01-), SURVEY NO 259/AA2, 259/E2,KOLLAPUR, NAGAR KURNOOL DISTRICT, TELANGANA - 509102
PH :9985880015.

KOSGI

2397. JAYARAMA (-), SY. NO. 1798/B, KOSGI TOWN, SITUATED TANDOR ROAD KOSGI(G.P & MANDAL), NARAYANPET DIST, TELANGANA - 509339
PH :8096990069.

KOTHAGUDEM

2398. VARUN MOTORS PVT. LTD. (2603-04-), DOOR NO. 5-35/4/B, LAKSHMIDAVI PALLI,BHADRACHALAM ROAD, KOTHAGUDEM - 507101
PH :8297168222/9052549111.

LUXITTIPET

2399. VARUN MOTORS (SFS1-01-), SURVEY NO 289/E, NEAR BY SSR GARDENS,LUXETTIPET, MANCHERIAL DISTRICT, TELANGANA - 504215
PH :8297848999.

MAHABUBABAD

2400. ADARSHA AUTOMOTIVES PVT LTD (CQS1-01-), SY. NO.38/A, MAHBUBABAD REVENUE VILLAGE AND MANDAL, MAHBUBABAD. - 506101
PH :9177746333, 7799700525.

MAHABUBNAGAR

2401. SRI JAYARAMA MOTORS PVT. LTD. (WP01-01-), PLOT NO.C1 & C2, INDUSTRIAL ESTATE, METTUGADA, MEHBOOBNAGAR - 504001
PH :8096998846.

MAHESHWARAM

2402. ADARSHA AUTOMOTIVES PVT LTD (CQR1-03-), (BEARING #5-187, SURVEY NO.:336/A1, VILLAGE & MANDAL: MAHESHWARAM DISTT. RANGA REDDY - 501359
PH :8142326633, 9703152222.

MANCHERIAL

2403. ADARSHA AUTOMOTIVES PVT LTD (N601-03-), BEHIND MAHINDRA TRACTORS SHOWROOM,BELLAMPALLY ROAD, MANCHIRIAL , DISTT. ADILABAD & MANDAL- 504208
PH :8886302222.

MANTHANI

2404. VARUN MOTORS (SHS1-01-), SURVEY NO 1018, H NO 18-4/D2, PLOT NO 5, LAINGADDA STREET, MANTHANI, - 505184
PH :8886619373.

MEDAK

2405. VARUN MOTORS PVT. LTD. (KF01-01-), SY.NO.:1486/A3, HYDERABAD ROAD, MEDAK (MDL & TOWN) - 502110
PH :9154953337.

MEDCHAL

2406. AUTOFIN LIMITED (CID1-01-), H. NO. 11-27/1, SURVEY NO.401, MEDCHAL VILLAGE AND MANDAL, DIST. - MEDCHAL. - 501401
PH :8885040020.

METAPALLY

2407. ADARSHA (BJF1-01-), SURVEY NO. 40/U/2 CHOULAMADHI, METPALLY PIN CODE 505325 - 505325
PH :8886092222.

MIRYALGUDA

2408. PAVAN MOTORS PVT. LTD (WR01-01-), SURVEY NO-940 &943, (OPPOSITE TO MINA ENGINEERING COLLEGE) NARKETPALLY ADDANKI BY-PASS ROAD,MIRYALGUDA -NALGONDA DISTRICT,ANDHRA PRADESH - 508207
PH :8790900399.

MOINABAD

2409. GEM MOTORS (INDIA) PVT. LTD. (CFN1-01-), SURVEY NO. 70, PLOT NO. 4, VILLAGE AND GRAM PANCHAYAT – HIMAYATH NAGAR, MANDAL – MOINABAD, DISTRICT – RANGA REDDY. - 500075
PH :9912899128, 7997994845.

NAGARKURNOOL

2410. SRI JAYARAMA MOTORS PVT. LTD. (EV01-01-), SURVEY NO.44/A AND 45/A, UYYALWADA VILLAGE, NAGARKURNOOL, TELANGANA - 509209
PH :8096990074.

NALGONDA

2411. PAVAN MOTORS PVT. LTD (AN01-01-), CHERLAPALLY VILLAGE, NALGONDA ROAD, NALGONDA - 508001
PH :247399,8790344499.

NARAYANKHED

2412. VARUN MOTORS PVT. LTD. (CGI1-01-), D. NO. 1-6-111/25/B/5/A/1, SY NO. 57/2, BHUMAN COLONY, GRAM PANCHAYAT & MANDAL - NARAYANKHED, DISTRICT – MEDAK, TELANGANA. - 502286
PH :9885210555.

NARAYANPET

2413. SRI JAYARAMA MOTORS PVT. LTD. (BPG1-01-), SURVEY NO. 468/4, MAHABUBNAGAR ROAD, NARAYANPET TOWN, DIST.-MAHABUBNAGAR, STATE - TELANGANA. - 509210
PH :8096997701, 7893177448.

NARSAPUR

2414. KALYANI MOTORS PVT. LTD. (SCX1-01-), SURVEY NO 66, BLOCK NO-19,NARSAPUR,DISTRICT:MEDAK, TELANGANA. - 534275
PH :9100067766.

NIRMAL

2415. ADARSHA AUTOMOTIVES PVT LTD (N601-02-), H. NO. 1-1-131, SHASTRINAGAR, MANCHIRIAL ROAD, DISTT. ADILABAD, NIRMAL - 504106
PH :8886342222.

NIZAMABAD

2416. VARUN MOTORS PVT. LTD. (1H02-01-), PLOT NO. GP 1-57/4/1, PANGARA BORGONAN,NIZAMABAD - 503230
PH :8297848999, 9052080444.

PALWANCHA

2417. VARUN MOTORS PVT. LTD. (HF01-01-), SURVEY NO.758 & 757, NEHRU NAGAR, PALWANCHA (NEW POLANCHA) MANDAL & TOWN, BHADRADRI KOTHAGUDEM DISTT., TELANGANA. - 507115
PH :8297163222.

PARGI

2418. VARUN MOTORS PVT. LTD. (CBO1-01-), HOUSE NO. 2-356 JANGAIAH COMPLEX, SURVEY NO. 217/EE4, JAYANTHI NAGAR COLONY, MANDAL – PARGI, DISTRICT – RANGA REDDY. - 510501
PH :988521055, 9885200000.

PARKAL

2419. ADARSHA (SEK1-01-), SY NO 946, H.NO 5-27, VIKAS NAGAR, PARKAL,WARANGAL. - 506164
PH :886742222.

PEDAPALLY

2420. ADARSHA AUTOMOTIVES PVT LTD (GKN1-01-), SURVEY NO 142, H NO 185, RANGAMPALLI VILLAGE, PEDDAPALLI, TELANGANA - 505172
PH :8886618155, 8886672222.

RAMAGUNDAM

2421. ADARSHA AUTOMOTIVES PVT LTD (BGA1-01-), 5-6-172 SURVEY NO. – 259/B, MEDIPALLY SHIVAR, RAMAGUNDAM MUNICIPALITY, DISTRICT – KARIM NAGAR, ANDHRA PRADESH - 505209
PH :8886144550.

RAMAYAMPET

2422. VARUN MOTORS PVT. LTD. (CDO1-01-), SURVEY NO. 1626 & 1626/2 SITUATED AT BLOCK NO. 16, RAMAYAMPET, DISTRICT – MEDAK. - 502101
PH :9885208555, 9703803399.

SADHASHIPET

2423. SAI SERVICE (SFQ1-01-), PLOT NO. 2, SY NO. 974, GURUNAGAR COLONY, OLD BOMBAY HIGHWAY ROAD, SADDASHIVPET, SANGAREDDY DIST. 502291. - 502291
PH :9866377888.

SANGAREDDY

2424. SAI SERVICE PRIVATE LIMITED (1011-05-), H.NO.4-8-92/1/4/5, AHMED NAGAR, OPP.GOV'T.ITI, SANGAREDDY, MEDAK (DIST), ANDHRA PRADESH - 502001
PH :7661811000.

SATUPALLI

2425. MITHRA AUTO AGENCIES PVT LTD (SHD1-01-), SURVEY NO. 75 NEAR VIVEKANANDA STATUE,SATHUPALLI, KHAMMAM. - 507303
PH :9848988312.

SECUNDERABAD

2426. ACER MOTORS (A DIVISION OF KRISHNAIAH MOTORS PVT. LTD) (K601-01-), A1, MOTI VALLEY,TRIMULGHERRY,SECUNDERABAD, - 500015
PH :040 44554477, 8885088080.

2427. AUTOFIN LIMITED (K606-01-), SURVEY NO. 33, MEDCHAL ROAD, BOWENPALLY, SECUNDERABAD - 500011
PH :8885040130.

2428. VARUN MOTORS PVT. LTD. (4603-01-), 1-10-176/1, BEHIND VARUN TOWERS-1, OPP. HYDERABAD PUBLIC SCHOOL, BEGUMPET, SECUNDERABAD, HYDERABAD, TELANGANA STATE. - 500016
PH :9885552452.

2429. RKS MOTORS PVT. LTD (K605-01-), PLOT NO. 207, TADBUND, SECUNDERABAD. - 500009
PH :9010801004.

2430. AUTOFIN LIMITED (K606-02-), SURVEY NO. 177/B & 178/C SITUATED AT VILLAGE – KOMPALLY, MANDAL – QUTHBULLAPUR, HYDERABAD. - 500090
PH :8885040126.

2431. PAVAN MOTORS PVT. LTD (K608-02-), PLOT NO. 1-12, 749, 750, SURVEY NO. 751/2, VENKATADRI NAGAR, NEW MIRJALGUDA, MALKAJIGIRI, SECUNDERABAD, TELANGANA - 500047
PH :9121293690.

SHAD NAGAR

2432. SRI JAYARAMA MOTORS (P) LTD. (WS01-01-), SERVEY NO.445, FAROOQ NAGAR, SHADNAGAR, MAHABUB NAGAR DISTT. ANDHRA PRADESH. - 500216
PH :8096996671.

SHAMIRPET

2433. RKS MOTOR PVT. LTD. (SDE1-01-), SHED NO 2-242, MAJEEDPUR CROSS ROADS,SHAMIRPET, MEDCHAL-MALKAJIGIRI,TELANGANA - 500078
PH :9848866618.

SHANKARPALLY

2434. SAI SERVICE PRIVATE LIMITED (CEX1-01-), SURVEY NO. 203, HYDERABAD ROAD OPP. SM FUNCTION HALL ROAD, SHANKARPALLY, RANGA REDDY DISTT. - 501203
PH :9966377888, 9912899128, 9703811011.

SIDDIPET

2435. ADARSHA AUTOMOTIVES PVT LTD (CAL1-01-), SURVEY 197/A, VILLAGE – PONNALA, SIDDIPET, DISTRICT – MEDAK, TELANGANA. - 502103
PH :09703716633, 9160746633.

SIRCILLA

2436. ADARSHA AUTOMOTIVES PVT LTD (BYW1-01-), H. NO. 10-1-7/2, 10-1-7/3, 10-1-7/3/A/1, KARIMNAGAR ROAD, SIRCILLA. DISTRICT – KARIMNAGAR, TELANGANA - 505301
PH :8886618155, 8142244131.

SURYAPET

2437. PAVAN MOTORS PVT. LTD (BLC1-01-), SURVEY NO. 493, THALLAGADDA, SURYAPET MANDAL, NALGONDA DISTRICT, ANDHRA PRADESH. - 508213
PH :8008899995, 27502750.

TALLADA

2438. MITHRA AUTO (SOU1-01-), SURVEY NO 890/A, D.NO 7-8, NARAYANAPURAM, TALLADA, TELANGANA - 507167
PH :9848988312.

TANDUR

2439. VARUN MOTORS PVT. LTD. (CFR1-01-), H. NO. 2-1-20/3, 2-1-20/3/A & 2-1-20/9, PLOT NO. 45, 46, 47, SURVEY NO. 57 OF MALAREDDYPALLY VILLAGE, TANDUR MUNICIPALITY, VIKARABAD DISTRICT, TELANGANA. - 501141
PH :8886619370.

THORRUR

2440. ADARSHA AUTOMOTIVES PVT LTD (BYV1-01-), SURVEY NO.1 TO 5, BEARING M. NO.4-153/1, VILLAGE & MANDAL THORRUR DISTT. WARANGAL - 506163
PH :9059438007, 7799790527.

TOOPRAN

2441. ADARSHA (SEJ1-01-), PLOT NO 7&8, SY NO 185, 184, 179/L, NAGULAPALLY VILLAGE, TOOPRAN MANDAL, TELANGANA STATE: TELANGANA CITY: TOOPRAN PIN : 502334 CITY CATEGO - 502334
PH :9291859954.

UTNOOR

2442. ADARSHA AUTOMOBILES (SEG1-01-), OPP., KB COMPLEX, UTNOOR, DIST-ADILABAD - 504311
PH :7075792221.

VIKARABAD

2443. GEM MOTORS (INDIA) PVT. LTD. (BYM1-01-), SHOP NO. 3-2-93/2, VILLAGE – YENNAPALLY, VIKARABAD MUNICIPALITY, VIKARABAD, DISTRICT – RANGA REDDY, TELANGANA. - 501101
PH :9912349840.

WANAPARTHY

2444. SRI JAYARAMA MOTORS (P) LTD. (WQ01-01-), SURVEY NO.1149, KURNOOL ROAD, WANAPARTHY (A.P.) - 509103
PH :8096903879.

WARANGAL

2445. ADARSHA AUTOMOTIVES PVT LTD (D502-02-), PLOT NO.10, INDUSTRIAL AREA, MULUGU ROAD, WARRANGAL - 506007
PH :8886132222.

2446. ADARSHA AUTOMOTIVES PVT LTD (D502-03-), OPPOSITE TO ORUGALLU FILLING STATION, HUNTER ROAD, SHAYAMPET, HUNAMKONDA, WARANGAL - 506001
PH :8886492222.

2447. WIN MOTORS (A UNIT OF BHADRAKALI AUTOCARE PVT. LTD) (D503-01-), SURVEY NO. 16, 16/A & 16/B, OPPOSITE KAKATIYA UNIVERSITY GATE-2, LASHIKERSINGARAM REVENUE VILLAGE, HANAMKONDA MANDAL, WARANGAL - 506 001
PH :8688828010.

2448. WIN MOTORS (A UNIT OF BHADRAKALI AUTOCARE PVT. LTD) (D503-02-), PLOT NUMBER 9,10,11 & 13/A, SURVEY NUMBER 148/A&B OF BHEEMRAM VILLAGE, WARANGAL. - 506015
PH :8688828015.

ZAHIRABAD

2449. SAI SERVICE PRIVATE LIMITED (BAT1-01-), PLOT NO-5, NEAR IBP PETROL BUNK, NH-9,ALIPUR,ZAHIRABAD,MEDAK (DIST),ANDHRA PRADESH - 502220
PH :7660005206.

TELEANGANA

KAGHAZNAGAR

2450. ADARSHA AUTOMOTIVES (SCN1-01-), H.NO :1-61/3,BORIGAON,KAGHAZNAGAR,KOMARAMB HEEM - 504296
PH :8886092222.

PALAKURTHY

2451. WIN MOTORS (SCY1-01-), SURVEY NO 537/B,MAIN RAOD, PALAKURTHY ,JANGAON DISTRICT,TELANGANA. - 506317
PH :8688838005.

TRIPURA

AGARTALA

2452. JAIN UDYOG (6901-01-), ARUNDHUTI NAGAR, OPP. INDUSTRIAL ESTATE, AGARTALA - 799003
PH :9862149275.

2453. JAIN UDYOG (6901-05-), 58-B/C, INDUSTRIAL AREA ARUNDHATI NAGAR, AGARTALA. - 799003
PH :70057 71216.

2454. JAIN UDYOG (6901-06-), KHATIAN NO. 1843, MOUJA & TEHSIL – KHAYERPUR, JIRANIA SUBDIVISION, AGARTALA - 799008
PH :97746 16831.

2455. PALLAVI MOTORS (6902-01-), 44 NH ROAD, DAG NO. 495, DAG NO. 1748, DAG NO. 867, POST OFFICE KHERPUR, AGARTALA (TRIPURA) - 799008
PH :9864052488.

AMARPUR

2456. JAIN UDYOG (CVR1-01-), NEAR MOTOR STAND, AMARPUR,TRIPURA - 799101
PH :97748 45751.

AMBASSA

2457. JAIN UDYOG (CDT1-01-), A.A. ROAD, OPPOSITE OF CHANDRAI PARA HS SCHOOL, AMBASSA, DHALAI, TRIPURA - 799289
PH :70052 88437.

DHARMANAGAR

2458. JAIN UDYOG (6901-03-), DHARMANAGAR COLLEGE ROAD, DHARMANAGAR, TRIPURA(NORTH) - 799250
PH :97747 93164.

UDAIPUR

2459. JAIN UDYOG (YU01-01-), DHWAJANAGAR INDUSTRIAL ESTATE,UDAIPUR,TRIPURA (SOUTH) - 799116
PH :9774020152.

UP

GREATER NOIDA

2460. VIPUL MOTORS (T202-01-), PLOT NO. 64, ECOTECH 12, GREATER NOIDA (WEST), UP. - 201009
PH :9811233385.

UTTAR PRADESH

AGRA

2461. MADHUSUDAN MOTORS PVT LTD (6603-01-), B-5 LAWYERS COLONY, BYE PASS ROAD, AGRA - 282005
PH :531102-05.

2462. MADHUSUDAN MOTORS PVT LTD (6603-02-), GANESH GANJ, PRATAPPURA, AGRA - 282001
PH :9837097887.

2463. MADHUSUDAN MOTORS PVT LTD (6603-03-), 6-A , VIBHAV INDUSTRIAL STATE, AGRA - 282007
PH :3299221.

Dealer Network (AS ON 31.10.2023)

2464. MADHUSUDAN MOTORS PVT LTD (6603-04-), 26/253, SULTAN GANJ KI PULIA, MAUZA LASKARPUR, AGRA - 283203 PH :9837097894.	2476. STAR CARS (A UNIT OF SARASWATI VEHICLES LLP) (NJ02-01-), KAHUWA NALA, AURI-BINA ROAD, AURI ANPARA, DISTRICT – SONEBHADRA - 232101 PH :7052547903, 9721905002, 9151154306, 9450544961.	2485. KTL PVT. LTD. (CHI1-01-), 16B, DHOBAIR, VILLAGE - BAH, DIST.-AGRA, UTTAR PRADESH. - 283104 PH :7055707169, 8449715033.	2496. CORAL MOTORS (P) LTD. (5602-01-), STATION ROAD, BAREILLY - 243001 PH :559191.
2465. KTL PVT. LTD. (6606-01-), MUGHAL ROAD, KAMLA NAGAR, AGRA - 282004 PH :8449715033,8449715099.	ANUPSHAHR	BAHERI	2497. CORAL MOTORS (P) LTD. (5602-03-), PILIBHIT BYE PASS ROAD, EXECUTIVE CLUB CROSSING, BAREILLY, UTTAR PRADESH - 243002 PH :0581-2554922.
2466. PREM MOTORS PVT. LTD. (6607-01-), 45, OPPOSITE AGRA COLLEGE, GOKULPURA, AGRA, UTTAR PRADESH - 282002 PH :9690010799.	2477. SK UNIVERSE (SI01-01-), KHASRA NO. 341, BULANDSHAHR ROAD, ANOOPSHAHR, DIST. BULANSHAHR, PIN-203390, UTTAR PRADESH - 203390 PH :7055118430.	2486. KAVISHA MOTORS PVT LTD (BSB1-01-), KASRA NO.530,531, 532, 533, NAINITAL ROAD, OPP. RAMLILA GROUND, BAHERI, DISTRICT – BAREILLY, UTTAR PRADESH - 243201 PH :8756000000, 7607696666.	2498. KAVISHA MOTORS PVT LTD (5601-01-), 4TH KM, RAMPUR ROAD, CLUTTER BUCKGANJ, BAREILLY - 243502 PH :8756000000, 7607696666.
2467. KTL PVT. LTD. (6606-02-), KHASRA NO. 171, SEWLA JAT, GWALIOR ROAD, AGRA, UTTAR PRADESH - 282001 PH :8449715099.	AONLA	BAHRAICH	2499. ETERNITY MOTORS LLP (5603-01-), KHASRA NO. 803/2, PILIBHIT BYPASS ROAD, PEER BAHORA, OPP. FUN CITY, BAREILLY, UTTAR PRADESH - 243001 PH :9105555746.
2468. MERAK VEHICLES (6609-01-), KHASRA NO 65 & 74, MAUZA MOHAMMADPUR, AGRA-DELHI ROAD (NH-2), SIKANDRA, AGRA UTTAR PRADESH-282007 - 282007 PH :9690486139.	2478. KAVISHA MOTORS PVT LTD (CV11-01-), COMMERCIAL PLOT, RAN NAGAR ROAD, NEAR MUNICIPALITY OFFICE, TEHSIL -AONLA, DIST., BAREILLY, STATE- UTTAR PRADESH. - 243301 PH :07895980222, 07895980300.	2487. ANAND MOTORS AGENCIES LTD (1301-05-), LUCKNOW ROAD, BEHRAICH, UTTAR PRADESH - 271801 PH :9519596080.	BASTI
AKBARPUR	AURAI	BALLIA	2500. SMARTWHEELS PVT. LTD. (7201-05-), MANORI CHAURAHA, DUMARIYA GANJ ROAD, BASTI - 270002 PH :286294.
2469. KTL PVT. LTD. (2801-03-), KANPUR ROAD, AKBARPUR - 209206 PH :7408409348.	2479. VARANASI MOTORS PVT LTD (GBM1-01-), KHATA / KHATAUNI NO. 00045, GT ROAD (EHAH BHaura), OPP. CHINI MILL,VILLAGE & TEHSIL AURAI, DISTT: BHADHOI, UTTAR PRADESH, PIN 2221 301 - 2221301 PH :9838360662, 7617002786.	2488. DEEP MOTORS (K501-03-), MAIDEYPUR, RAJDHANI ROAD, BALLIA - 277001 PH :9838072917.	2501. ARBIT AUTOMOBILES (7203-03-), SANSARPUR FUTAHIA POST GANDHI NAGAR DISTRCIT BASTI UTTAR PRADESH - 272182 PH :8953412821.
2470. SMARTWHEELS PVT. LTD. (7201-08-), TANDA ROAD, VILL-BUDHAEEPUR, PO-KATRIYA YAKOOPPUR, AKBARPUR , DIST-AMBEDKAR NAGAR (U.P.) - 224122 PH :7705803248.	AURAIYA	BALRAMPUR	BEHTA
ALIGARH	2480. KULDEEP MOTORS (QJ01-01-), NEAR INDIAN OIL TIRAHA, KANPUR ROAD, AURAIYA - 206241 PH :9235358444.	2489. ANAND MOTORS AGENCIES LTD (XB01-01-), NEAR BALRAMPUR CHINI MILLS, GONDA ROAD, BALRAMPUR-UTTAR PRADESH - 271201 PH :6307995976.	2502. MEGA MOTORS (A UNIT OF AKM MOTORS PVT. LTD) (GM11-01-), KHASRA NO. 254, OPPOSITE SANGAM MOTORS, KURSI ROAD, BEHTA - 226026 PH :6388901514.
2471. DEV MOTORS (P) LTD (B601-01-), NEAR BANNA DEVI, G.T.ROAD, ALIGARH - 202001 PH :521771.	AYODHYA (FAIZABAD)	BANDA	BHADOHI
2472. DEV MOTORS (B601-04-), PLOT NO 97, VILLAGE SIKANDERPUR, BHUKRAVALI, GT ROAD BYE PASS, ALIGARH - 202002 PH :7351345577.	2481. SMART WHEELS (7201-03-), GHATAMPUR MAGALS, OPP TRIMURTI HOTEL, TEHSIL SOHAWAL, FAIZABAD, UTTAR PRADESH - 224001 PH :7705800602.	2491. MY CAR PVT. LTD. (2803-03-), KALUKUAN, TINDWARI ROAD, BANDA - 210001 PH :9792971223.	2503. VARANASI MOTORS PVT. LTD. (8402-02-), VARNASI ROAD, BHADOHI - 221401 PH :9838360662.
ALLAHABAD	AZAMGARH	BANSI	BHINGA
2473. AMITDEEP MOTORS (2901-01-), 26 SULEM SARAI, G.T ROAD, ALLAHABAD - 211001 PH :8948122749, 9026111339, 7738555692, 9839890333, 9936413399.	2482. DEEP MOTORS (K501-01-), HARBANSHIPUR NARALI, AZAMGARH - 276001 PH :9838072905.	2492. ARBIT AUTOMOBILES PVT LTD (GMD1-01-), KHASRA NO. 66 M, GRAM: BHAWNI, TAPPA: KUNDARANA, PARGANA: BANSI EAST, TEHSIL BANSI, DISTT : SIDARTHNAGAR - 272153 PH :89534 12821.	2504. ANAND MOTORS (BVG1-01-), PATNAKHARGAURA, BHINGA, SHRAVASTI - 271831 PH :9415013059.
AMETHI	BABRALA	BANTHRA	BHOJPUR
2474. KTL AUTOMOBILE PVT. LTD. (BBB2-01-), PLOT NO – E 32, INDUSTRIAL AREA TEKARIA, UPSIDC, GAURIGANJ, DIST: C.S.M.NAGAR - 227409 PH :7379557377.	2483. AKANKSHA AUTOMOBILES PVT. LTD. (SUJ1-01-), CHANDAUSI ROAD, BABRALA, DISTRICT SAMBHAL, UTTAR PRADESH - 243751 PH :7895600005.	2493. MEGA MOTORS (SGQ1-01-), KHASRA NO.1628 AMARPUR, SIKANDARPUR MARKET, BANTHRA, KANPUR ROAD LUCKNOW - 226401 PH :9919101456.	2505. MOTORCRAFT SALES INDIA PVT LTD (SDQ1-01-), OPPOSITE PRIMARY GOVERNMENT SCHOOL, HAPUR ROAD, VILLAGE BHOJPUR, TEHSIL – MODINAGAR, DISTRICT – GHAZIABAD. - 201204 PH :9410038456.
AMROHA	BACHRAWAN	BARABANKI	BIJNOR
2475. AKANKSHA AUTOMOBILES PVT. LTD. (AO01-01-), AMROHA – JOYA ROAD, NEAR PUNJAB NATIONAL BANK, AMROHA, UTTAR PRADESH, PIN CODE: 244221 - 244221 PH :7247800664.	2484. KTL AUTOMOBILE PVT. LTD. (CGX2-01-), VISHNUPUR, PHARWAN, RAEBARELI-LUCKNOW ROAD, DIST. -RAEBARELI. - 229301 PH :99184512222.	2494. BRIGHT 4 WHEEL SALES PVT. LTD. (1305-03-), VILL. DHARSANIA, LUCKNOW ROAD, NAWABGANJ, BARABANKI - 225001 PH :9838075960.	2506. SHAKUMBARI AUTOMOBILES (P) LTD (GD01-01-), PLOT & KHASRA NO. 253/3 & 258/1 ADJACENT KHEDI CHAURAHA, NEAR PULKIT HOSPITAL, DELHI-BIJNOR HIGHWAY, BIJNOR, DIST. – BIJNOR, UTTAR PRADESH. - 246701 PH :8630881409.
ANPARA	BAH	BARAUT	BILARI
		2495. TANYA AUTOMOBILES (LL02-01-), 240/2 SHAHPUR-BADOLI, DELHI SAHARANPUR ROAD, BARAUT, BAGHPAT, UTTAR PRADESH - 250611 PH :7055300019.	
	BAREILLY		

2507. AKANKSHA AUTOMOBILES PVT. LTD. (SDM1-01-), 2KM-BILARI NH 509, NEAR SBS SCHOOL, BILARI, MORADABAD 244001 - 244001 PH :7906000008.

BILASPUR

2508. AKANKSHA AUTOMOBILES PVT. LTD. (BCN1-01-), NH-87, OPPOSITE SHAGUN BANQUET HALL, NEAR MILTON ACADEMY SCHOOL, RAMPUR NANITAL ROAD, BILASPUR, DISTRICT – RAMPUR. P - 244921 PH :9105370007.

BISALPUR

2509. CORAL MOTORS PVT LTD (CXB1-01-), KHASRA NO. 668, VILLAGE - BISALPUR, DISTT: PILIBHIT, UTTAR PRADESH - 262201 PH :9837891846.

BISWAN

2510. CONCEPT CARS LIMITED (SEW1-01-), BILJHARIYA, OPPOSITE-555, BRICK FIELD, BISWAN - 261201 - 261201 PH :7607696666.

BUDAUN

2511. CORAL MOTORS (P) LTD. (5602-04-), PLOT NO.- 72, BAREILLY-MATHURA HIGHWAY, BUDAUN, UTTAR PRADESH - 132103 PH :9837891846.

BULANDSHAHR

2512. SK UNIVERSE (M502-02-), KHASRA NO.2261, NEAR T POINT , BYPASS SIKARPUR ROAD ,BULANDSHAHR - 203001 PH :7055118430.

BULANDSHAHR

2513. SK UNIVERSE (M502-01-), KHASRA NO 561 , BHOOR, OPP PANDIT PETROL PUMP , BULANDSHAHR - 203001 PH :9219694600.

CHAKIA

2514. STAR CARS (A UNIT OF SARASWATI VEHICLES LLP) (CJH1-01-), KATHSILA NAHER, NEAR SAINT JOHN'S SCHOOL CHAKIA, DISTRICT – CHANDAULI. - 232101 PH :9450544961.

CHANDAUSI

2515. AKANKSHA AUTOMOBILES PVT. LTD. (XA01-01-), AZAD ROAD, NEAR ROADWAYS, CHANDAUSI (BHEEM NAGAR) - 202412 PH :7248000002.

CHAURI CHAURA

2516. ARBIT AUTOMOBILES (SIR1-01-), ARAZI NO 561 DOMARI KHURD, CHAURI CHAURA, GORAKHPUR - 273201 PH :8953412821.

CHIBRAMAU

2517. KTL PVT. LTD. (BMY1-01-), PLOT GHATA NO. 70, MAUJA - LALAKPUR, VILLAGE - CHHIBRAMAU, DIST.-KANNAUJ, UTTAR PRADES. - 209721 PH :7408409200, 9414113666.

CHITRASENPUR

2518. AGR (SMM1-01-), KHASRA NO-194,CHITRASENPUR, KACHHUWA ROAD, VARANASI, PIN -221313 - 221313 PH :9889803355.

DALMAU

2519. KTL AUTOMOBIELS (SGZ1-01-), DALMAU ROAD, OPPOSITE BHAGIRATHI GUEST HOUSE - 229203 PH :9918451222.

DANKAUR

2520. MOTORCRAFT SALES (HG01-01-), OPP. SHRI DRONACHARYA DEGREE COLLEGE, DANKAUR, DIST. - GAUTAM BUDDH NAGAR, HARYANA. - 203201 PH :9810289355.

DEOBAND

2521. ATELIER AUTOMOBILES (XK02-01-), OPPOSITE CIVIL COURT, MUZZAFARNAGAR HIGHWAY, DEOBAND - 247001 PH :7500220011.

DEORIA

2522. SMARTWHEELS PVT. LTD. (M601-01-), PLOT NO. C-7, AND SHED NO. D-3, GOVERNMENT INDUSTRIAL ESTATE MEHRA, DEORIA, DIST. -DEORIA, UTTAR PRADESH. - 274001 PH :7705800602.

2523. ARBIT AUTOMOBILES (M602-01-), ARAZI NO 467 MI & 607 MAUJA SONUGHAT PARGANA SALEMPUR MAJHAULI, DEORIA, UTTAR PRADESH - 274001 PH :8953412821.

DHAMPUR

2524. SHAKUMBARI AUTOMOBILES (P) LTD (CPQ1-01-), KHASRA NO. 205, OPPOSITE, UHSA SMARAK SCHOOL, MORADABAD ROAD, TEHSIL - DHAMPUR, MOJA - ALEHPUR, DIST.-BINJOR, UTTAR PRADESH. - 246761 PH :9675970960.

DIBYAPUR

2525. KULDEEP MOTORS (SLA1-01-), AURAIYYA ROAD, DIBIYAPUR - 206244 PH :9235258425.

DOMARIAGANJ

2526. SMARTWHEELS (SMW1-01-), VILL & POST – CHAUKHARA, DOMARIAGANJ, DISTT – SIDDHARTH NAGAR - 272193 PH :7705800602.

ETAH

2527. MADHUSUDAN VEHICLES PRIVATE LTD. (XG01-01-), 472 ASROLI, GT ROAD, ETAH - 207125 PH :9837097894.

2528. DEV MOTORS (XG02-01-), GATA NO 685/4 VILL GIRORA, ETAH-KASGANJ ROAD, ETAH, UP - 207001 PH :7351345577.

ETAWAH

2529. KULDEEP MOTORS (E01-01-), PAKKA BAGH, KANPUR ROAD, ETAWAH - 206001 PH :257029.

FAIZABAD

2530. SMARTWHEELS PVT. LTD. (7201-02-), SAHADAT GANJ, LUCKNOW ROAD, FAIZABAD, UTTAR PRADESH. - 224001 PH :7705803245.

FAKHARPUR

2531. ONE UP (SRT1-01-), GHASIPUR, FAKHARPUR, BAHRACH (UP) - 271902 PH :9935275786.

FARIDPUR

2532. KAVISHA MOTORS PVT LTD (CEM1-01-), GATE NO. 216, KASBA SARAI, TEHSIL – FARIDPUR, DISTRICT – BAREILLY, UTTAR PRADESH. - 243503 PH :07895980222, 07895980300.

FARRUKHABAD

2533. MY CAR PVT. LTD. (2803-04-), NEKPUR KALAN, FARRUKHABAD - 209625 PH :9792970093.

FATEHABAD

2534. KTL PVT. LTD. (BLQ1-01-), KHASRA NO. 730/731, GRAM MAUJA, MADAYNA SIKRARA MODE, FATEHABAD, DISTRICT – AGRA, UTTAR PRADESH - 283111 PH :8449710051.

FATEHPUR

2535. KTL PVT. LTD. (2801-04-), NH-2, OPP. RTO OFFICE, KANPUR ROAD, FATEHPUR - 212601 PH :7408409383, 7408400000.

FEROZABAD

2536. MADHUSUDAN VEHICLES PRIVATE LTD. (DF01-01-), 746, ALI NAGAR KEJIRA , NEAR RAJA KA TAL CROSSING, NH 2, FEROZABAD - 283203 PH :9690003077.

GAJRAULA

2537. AKANKSHA AUTOMOBILES PVT. LTD. (XD01-01-), JHANAKPURI OPPOSITE RELIANCE PETROL PUMP, DELHI ROAD, GAJRAULA - 244235 PH :7895400003.

GHAZIABAD

2538. ROHAN MOTORS LTD. (5904-01-), 432 MUKAND NAGAR, G. T. ROAD, GHAZIABAD - 201001 PH :9971466644, 011-204170810, +911204170816, +911204170826, +911204170819.

2539. REGENT AUTOLINKS (P) LTD (5902-01-), A-10/9 INDUSTRIAL AREA, SITE NO 3, MEERUT ROAD, GHAZIABAD - 201001 PH :0120-4641900,904,911,8744042111,9999740464,711127008.

2540. ROHAN MOTORS (5904-02-), PLOT NO.46, MEERUT-DELHI ROAD, MORTA, GHAZIABAD - 201102 PH :09310404354, 9971466644.

2541. T.R. SAWHNEY MOTORS PVT LTD (5905-01-), PLOT NO. 96, RAJINDER NAGAR INDUSTRIAL AREA, MOHAN NAGAR, GHAZIABAD, DISTT. - GHAZIABAD, U.P. - 201007 PH :9999052148, 9999130612.

2542. SNV AUTO (5906-01-), PLOT NO. 15, SOUTH SIDE GT ROAD INDUSTRIAL AREA, GHAZIABAD, UTTAR PRADESH - 201001 - 201001 PH :9650324325.

2543. GLOBUS AUTO (5907-01-), 139, PANDAV NAGAR, GHAZIABAD, PIN-201001, UTTAR PRADESH - 201001 PH :8588872804.

GHAZIPUR

2544. AGR AUTOMOBILES PVT. LTD. (8403-03-), RKBK PETROL PUMP, NEAR BANKSI BAZAR, GAZIPUR - 2333001 PH :2361136.

GHIROR

2545. KULDEEP MOTORS (CVA1-01-), KARHAL ROAD, TEHSIL – GHIROR, DISTRICT – MAINPURI, UTTAR PRADESH. - 205121 PH :9536755555.

GOLA

2546. SMARTWHEELS PVT LTD (SMS1-01-), NEAR KANYA INTER COLLEGE, BHARASADA, GOLA, DISTT – GORAKHPUR, UTTAR PRADESH - 273408 PH :7705800602.

GONDA

2547. SMARTWHEELS PVT. LTD. (7201-07-), JANKI NAGAR, OPP INDIAN OIL DEPOT, BAHRACH ROAD, GONDA, UTTAR PRADESH. - 271001 PH :7705803261.

GORAKHPUR

2548. SMARTWHEELS PVT. LTD. (7201-01-), MOHADDIPUR, (NEAR RAMGARH TAL), GORAKHPUR (U.P.) - 273012 PH :7705803152.

2549. SMARTWHEELS PVT. LTD. (7201-06-), NEAR T B HOSPITAL, LACHCHIPUR, NEPAL ROAD, GORAKHPUR - 273012 PH :7705803109.

Dealer Network (AS ON 31.10.2023)

2550. SMARTWHEELS PVT. LTD. (7202-01-), PLOT NO.AL-4, SECTOR-9, GIDA, GORAKHPUR. - 273209
PH :9235401004.

2551. ARBIT AUTOMOBILES PVT LTD (7203-01-), ARAZI NO. 66/1/1 MI & 66/2/1MI, 66 MI, MAUZA - MAHEWA MUSTAKIL, NEAR FALMANDI CHOWK, TRANSPORT NAGAR, GORAKHPUR, UTTAR PRADESH. - 273016
PH :8953412821.

2552. ARBIT AUTOMOBILES (7203-1B-), MEDICAL COLLEGE ROAD, NEAR SPORTS COLLEGE, GORAKHPUR, UTTAR PRADESH - 273016
PH :8953412821.

GOSAIGANJ

2553. BRIGHT 4 WHEEL SALES PVT. LTD. (CWK1-01-), KHASRA NO. 24, VILLAGE - SHEKHANPUR, PARGANA MOHANLALGANJ, TEHSIL - MOHANLALGANJ, DIST.-LUCKNOW, UTTAR PRADESH. - 226501
PH :9838075929.

GREATER NOIDA

2554. ROHAN MOTORS LTD. (T201-01-), 63-A, UDYOG VIHAR, GREATER NOIDA, UTTAR PRADESH - 201306
PH :4513739, 4513736, 4513734, 4513700/9958506111.

HAIDERGARH

2555. BRIGHT 4 WHEEL SALES PVT. LTD. (CVU1-01-), PROPERTY SHOP NO. 5, 6 AND 7, VILLAGE - GOTAUINA, PARGANA - HAIDERGARH, TEHSIL - HAIDERGARH, DISTRICT - BARABANKI. - 225124
PH :9935275786, 9838075929.

HAMIRPUR

2556. KTL PVT. LTD. (QH01-01-), VILLAGE RAMEDI, KANPUR ROAD, HAMIRPUR - 210301
PH :7704907587.

HAPUR

2557. ROHAN MOTORS (6G01-01-), DELHI-HAPUR ROAD, OPPOSITE SSV INTERCOLLEGE,HAPUR, DISTRICT- GHAZIABAD - 245101
PH :8476853930, 9536129292.

HARDOI

2558. CONCEPT CARS PVT. LTD. (QE01-01-), NANAK GANJ, LUCKNOW ROAD, HARDOI - 241001
PH :8756000000, 7607696666.

2559. CONCEPT CARS PVT. LTD. (QE01-04-), PLOT NO. 1609 & 1605 GANGA BUX PURVA, BILGRAM ROAD, HARDOI KANPUR HIGHWAY, HARDOI, UTTAR PRADESH. - 241001
PH :7607696666, 8756000000.

HATHRAS

2560. DEV MOTORS (P) LTD (B801-03-), NEAR NAGLA UMMED, ALIGARH ROAD, HATHRAS - 204101
PH :9917435500.

IGLAS

2561. DEV MOTORS (SOD1-01-), MATHURA ROAD, IGLAS, DISTRICT ALIGARH. - 202124
PH :9837549000.

ITUNJA

2562. BRIGHT 4 WHEEL (SJD1-01-), 90M GATA GRAM MANDOLI, ITTAUNJA, LUCKNOW, UTTAR PRADESH-226203. - 226203
PH :7011482503.

JAGDISHPUR

2563. BRIGHT 4 WHEEL SALES PVT. LTD. (XC01-01-), KATHORA,MUSAFIRKHANA,LUCKNOW SULTANPUR ROAD,JAGDISPUR-UTTAR PRADESH - 227817
PH :9721526961, 9628374814.

JAGNER

2564. MERAK VEHICLES (SPJ1-01-), SHRI RAM GARDEN, AGRA ROAD, NEAR RADHA KRISHNA MANDHIR, JAGNER, UTTAR PRADESH, 283115 - 283115
PH :7896500400.

JALALABAD

2565. SUMITRA DS MOTORS PVT. LTD. (GJX1-01-), GRAM: SUJAWALPUR, BAREILLY ROAD, TEHSILL: JALALBAD, DIST. SHAHJHANPUR - 242221
PH :9336408074, 9897019488.

JAUNPUR

2566. KIRTIKUNJ AUTOMOBILES PVT. LTD. (6H01-01-), KHANPUR AKBAR, KUTTUPUR TIRAHA - 222001
PH :9554951026.

JHANSI

2567. SURI AUTOMOBILES (6001-01-), BALAJI UNNA ROAD, ANSAL COLONY, JHANSI PIN - 284002. - 284002
PH :8881811383.

2568. VELOCITY CARS (A UNIT OF BASERA VELOCITY AUTOHUB PVT. LTD) (6002-01-), PLOT NO 486, 487, 488, 489 AND 477 (PATTA NUMBERS), MAUZA - KOCCHABHANWAR, BLOCK - BADAGAON, TEHSIL AND DISTT - JHANSI. - 284128
PH :9889440999.

KANNAUJ

2569. KTL PVT. LTD. (2801-05-), PLOT NO. - 377, AKBARPUR, KANNAUJ - 209725
PH :74080409305.

KANPUR

2570. KTL PVT. LTD. (2801-01-), 9/46, BENAJHABAR ROAD, HARSH NAGAR, KANPUR - 208002
PH :7408409341.

2571. MY CAR PVT. LTD. (2803-01-), 84/54 C, JARIB CHOWKI, G.T. ROAD, KANPUR - 208003
PH :9792970511.

2572. KTL PVT. LTD. (2801-02-), SHVAATRA KRISHNA NAGAR, G T ROAD, KANPUR - 208007
PH :7408409253.

2573. MY CAR PVT. LTD. (2803-02-), C-16, SITE-1, PANKI INDUSTRIAL AREA, KANPUR - 208022
PH :9792970086.

2574. S B CARS PVT.LTD (2806-01-), 77B , FAZALGANJ, KANPUR - 208012
PH :2241660.

2575. MY CAR PVT. LTD. (2803-05-), 88, BLOCK-T, FACTORY AREA, FAZALGANJ, KANPUR - 208004
PH :9792970081.

2576. S B CARS PVT.LTD (2806-05-), 1/6-7 AMBEDKAR PURAM, AWAS VIKASH, KALYANPUR, KANPUR - 208017
PH :7408525252.

2577. KULDEEP MOTORS KANPUR LLP. (2808-01-), BUKHAND NO. 756, 756A, 757, BLOCK: W, YOJNA: 2, JUHI KALAN, BARRA BYE PASS, KANPUR. - 208017
PH :9076608701.

2578. KTL PVT. LTD. (2801-07-), ARAZI NO. 1110, VILLAGE BARI,AKBARPUR, KACHHAR, INDIRA NAGAR, KANPUR, UTTAR PRADESH - 208 026
PH :7408409379.

KARWI

2579. MY CAR PVT. LTD. (CBU1-01-), ARAJI NO. 58, MAUJA - AMANPUR, TEHSIL - KARWI, DIST. -CHITRAKOOT, UTTAR PRADESH. - 210205
PH :9839029868, 9792970391.

KASGANJ

2580. MADHUSUDAN VEHICLES PRIVATE LTD. (BVK1-01-), ARAJI NO. 646, SAURO ROAD, KASGANJ, DISTRICT - KASGANJ, UTTAR PRADESH. - 207123
PH :9837097863, 9690003034.

KASIA

2581. ARBIT AUTOMOBILES PVT LTD (GMJ1-01-), MAUJA BHAISAHA, HETIMPUR KASIA, KUSHINAGAR, UTTAR PRADESH - 274206
PH :9953412821.

KATRA

2582. SUMITRA DS (SHY1-01-), GRAM: SAALPUR NAVADIYAM, NH24, KATRA, TEHSIL - TILHAR, SHAHJAHANPUR - 242301
PH :9336408074.

KAUSHAMBI

2583. SARASWATI MOTORS (SLQ1-01-), ARAZI NO 1228, KORRO MANJHANPUR, KAUSHAMBI, UTTAR PRADESH. PINCODE - 212207. - 212207
PH :8090854005.

KAYAMGANJ

2584. MY CAR PVT. LTD. (CBV1-01-), BYE PASS ROAD 1228, KORRO KHAN PETROL PUMP, VILLAGE : KAYAMGANJ , DISTT: FARUKHABAD - 209502
PH :9839029868, 9792970391.

KHAIR

2585. DEV MOTORS (SHQ1-01-), PLOT 117, ALIGARH PALWAL ROAD, VILLAGE CHAMAN NAGARIYA, KHAIR - 202138
PH :7351345577.

KHANDAULI

2586. MADHUSUDAN MOTORS PVT LTD (BVV1-01-), KHASRA NO. 97, AGRA-SADABAD, HATHRAS ROAD, OPP. HDFC BANK, VILL.-KHANDAULI, TEHSIL ETHMADPUR, DIST. AGRA, UTTAR PRADESH. - 283126
PH :9837097863, 9690003034.

KHURJA

2587. SK UNIVERSE (SKP1-01-), OLD GT ROAD, KHURJA, DISTRICT- BULANDSHAHAR, UTTAR PRADESH - 203131. - 203131
PH :7055118430.

KHUTAR

2588. SUMITRA DS MOTORS PVT LTD (CIO1-01-), VILLAGE - NARAINPUR, VIKRAMPUR GOLA ROAD, KHUTAR, DISTRICT - SHAHJAHANPUR, UTTAR PRADESH. - 242405
PH :9336408074.

KIRAOALI

2589. PREM MOTORS PVT. LTD. (BJZ1-01-), GOVIND PALACE, NEAR KIRAWALI TEHSIL, AGRA - JAIPUR HIGHWAY, KIRAWALI, DISTRICT - AGRA, UTTAR PRADESH. - 283122
PH :9690010799.

KONCH

2590. KULDEEP MOTORS (SNZ1-01-), NEW PATEL NAGAR, CITY KONCH, DISTRICT - JALAUIN, UTTAR PRADESH - 285205
PH :9839015046.

KOSI

2591. UMA MOTORS PVT. LTD. (CPV1-01-), KHASRA NO. 245, CITY - KOSI, DIST -MATHURA. - 281004
PH :9997683333, 9997511006.

KUBERPUR

2592. KTL PVT. LTD. (6606-04-), KHASRA NO.248,249,251, NAWALPUR, BHAGPUR, POST-ETHMADPUR, NH-2, KUBERPUR, AGRA, UTTAR PRADESH - 282006
PH :8449715099.

KUNDA

2593. SARASWATI MOTORS (CBF2-01-), ALLAHABAD-LUCKNOW HIGHWAY, KUNDA, DISTRICT PRATAPGARH. - 230204
PH :8090854005.

LAKHIMPUR

2594. SUMITRA DS MOTORS PVT LTD (W201-02-), GATA NO. 66, LRP ROAD, TOWARDS GOLA, LAKHIMPUR KHERI - 242001
PH :7522888333, 9415770000.

2595. SUMITRA DS (M301-01-), GATE NO 604, PALIA ROAD, NEAR FCI WEAR HOUSE, VILLAGE - BHARDSARIYA, KHERI, LAKHIMPUR - 262702
PH :752288333, 9415577000.

LALGANJ

2596. KTL AUTOMOBILE PVT. LTD. (CSL2-01-), JEewan DEEP COMPOUND, ALLAHABAD ROAD, LALGANJ, DISTT. RAIBARELLI - 229206
PH :9918451222.

LALITPUR

2597. SURI AUTOMOBILES (6001-03-), JAHANSI SAGAR ROAD, LALITPUR - 284001
PH :9451496015.

2598. VELOCITY CARS (6J02-01-), LALITPUR BYPASS ROAD, NH26 (LALITPUR-MEHRAUNI HIGHWAY), IN FRONT OF RMV COLLEGE ROAD, MAIN HIGHWAY, LALITPUR, UTTAR PRADESH - 284403
PH :9560998709.

LUCKNOW

2599. ANAND MOTORS AGENCIES LTD (1301-01-), 11TH KMS, FAIZABAD ROAD, CHINHAT, LUCKNOW - 227105
PH :7080000462.

2600. KTL AUTOMOBILE PVT. LTD. (1311-01-), MATIYARI CHAURAHA, CHINHAT, FAIZABAD ROAD, LUCKNOW - 227105
PH :7408411453.

2601. ANAND MOTORS AGENCIES LTD (1301-02-), 47, NEHRU ROAD, SADAR BAZAR, LUCKNOW - 226016
PH :3098257, 7080000463.

2602. BRIGHT 4 WHEEL SALES PVT. LTD. (1305-01-), 11/CP- 6, VIKAS NAGAR, RING ROAD, LUCKNOW - 226022
PH :2739501.

2603. ONE UP MOTORS INDIA PVT. LTD. (1306-01-), C-16A, TRANSPORT NAGAR, KANPUR ROAD, LUCKNOW, KANPUR ROAD, LUCKNOW - 226012
PH :9918100801.

2604. KTL AUTOMOBILE PVT. LTD. (1311-02-), INDRA NAGAR, OPP. HALFAIZABAD ROAD, LUCKNOW, UTTAR PRADESH - 226016
PH :7408411478.

2605. KTL AUTOMOBILE PVT. LTD. (1311-03-), BEHIND N S KOHLI PETROL PUMP, SARDARI KHEDA, KANPUR ROAD, ALAMBAGH, LUCKNOW - 226005
PH :9918451222.

2606. ANAND MOTORS AGENCIES LTD (1301-04-), G-3, LDA MARKET, ALIGANJ, LUCKNOW - 226024
PH :4103406/407/408, 7080000464.

2607. ONE UP MOTORS INDIA PVT. LTD. (1306-03-), CHHANNIALI CROSSING, MANDIR MARG, LUCKNOW - 226005
PH :9918500451.

2608. BRIGHT 4 WHEEL SALES PVT. LTD. (1305-02-), PARGANNA MOHANNA, STP ROAD, CHATMEEL, LUCKNOW - 226021
PH :9838075960.

2609. BRIGHT 4 WHEEL SALES PVT. LTD. (1305-04-), PLOT NO: 57 TO 60, KAUSHALABAD, BADHAULI BKT, PARGANA MOHANNA, SITAPUR ROAD, BAKSHI KA TALAB, LUCKNOW - 226020
PH :7317049000.

2610. BRIGHT 4 WHEEL SALES PVT. LTD. (1305-05-), PLOT NO. 68, BUTLER GANJ, BAALU ADDA, LUCKNOW. - 226001
PH :8756000000, 7607696666.

2611. MEGA MOTORS (A UNIT OF AKM MOTORS PVT. LTD) (1313-01-), CP1 (COMMERCIAL PLOT 1), VIBHAV KHAND, GOMTI NAGAR, LUCKNOW. - 226 010
PH :9935096417, 7054631666.

2612. KTL AUTOMOBILE PVT. LTD. (1311-07-), B-6/1A, AMAUSI INDUSTRIAL AREA, NADARGANJ, LUCKNOW, UTTAR PRADESH. - 226008
PH :7800007376.

2613. BRIGHT 4 WHEEL SALES PVT. LTD. (1305-06-), KHASRA NO. 418, MISHRAPUR PARGANA MAHONA, KURSI ROAD, LUCKNOW. - 226022
PH :9935275786.

2614. ONE UP MOTORS INDIA PVT. LTD. (1314-01-), KHASRA NO. 20 TO 25, 30, 35, 37, 42, 43, 45, 47, 48, 49, 67, 68, 71 & 99, RAJABGANJ, HARDOI ROAD, LUCKNOW. - 226003
PH :9821026545, 7800005200.

2615. MEGA MOTORS (A UNIT OF AKM MOTORS PVT. LTD) (1313-02-), KHASRA NO. 614, VILLAGE: BHADRUKH, VIP CANNEL RINGI ROAD, DEVI KHERA, TELIBAGH (VIP ROAD), TEHSIL: SAROJNI NAGAR, LUCKNOW, UTTAR PRADESH 226002 - 226002
PH :6388901514.

MADHOGANJ

2616. CONCEPT CARS PVT. LTD. (BH11-01-), KANPUR ROAD, NEAR RAILWAY CROSSING, MADHOGANJ DIST. HARDOI. - 241001
PH :220016, 220064, 7607696666.

MAHARAJGANJ

2617. SMARTWHEELS PVT. LTD. (E101-01-), NEAR PHARENDA TAXI STAND, NAHAR ROAD, PIPAR DEORA, MAHARAJGANJ, DIST. MAHARAJGANJ, UTTAR PRADESH. - 273303
PH :7705800602, 7705803109.

2618. KTL AUTOMOBILE PVT. LTD. (CSM2-01-), MUNNA MARKET HAIDERGARH ROAD TOWN AREA, TEHSIL - MAHARAJGANJ, DISTRICT - RAIBARELLY, UTTAR PRADESH. - 229306
PH :9918451222.

MAHMUDABAD

2619. CONCEPT CARS PVT. LTD. (AAN1-01-), IN FRONT OF POWER HOUSE, SIDAULI ROAD, MAHMOODABAD (U.P.) - 261203
PH :7607696666, 8756000000.

MAHOBA

2620. SURI AUTOMOBILES (6001-02-), NEAR PARMANAND CHOWK, GANDHINAGAR, MAHOBA, UTTAR PRADESH. - 284001
PH :244344, 9451496015.

2621. VELOCITY MOTORS (RM02-01-), BAJRANG CHOWK, SAGAR-KANPUR HIGHWAY, MAHOBA - 210427
PH :9560998709.

MAHOLI

2622. CONCEPT CARS PVT. LTD. (CWS1-01-), MUSKAN TRACTORS, NEAR MELA MAIDAN, SHAHJHANPUR ROAD, MAHSUNIYAGANJ, MAHOLI, DIST.-SITAPUR, UTTAR PRADESH. - 261141
PH :7607696666.

MAINPURI

2623. KULDEEP MOTORS (6E01-02-), SKP-4A, MAINPURI - 205001
PH :9235258444.

MALIHABAD

2624. ONE UP MOTORS INDIA PVT. LTD. (BOD1-01-), KHASRA NO. 326/1 AND 327, VILLAGE PARGANA, TEHSIL - MALIHABAD, DISTRICT - LUCKNOW, UTTAR PRADESH. - 227111
PH :9918100781.

MANDURI

2625. DEEP MOTORS (K501-04-), VILLAGE - BALDEV MADURI, TEHSIL - SAGRI, DISTRICT - AZAMGARH, UTTAR PRADESH. - 276138
PH :99838072902.

MATHURA

2626. UMA MOTORS PVT. LTD. (H801-01-), 68, MAHOLI NEAR JAI GURUDEV TEMPLE, NH-2, KM STONE 146, MATHURA - 281004
PH :2463043/ 6290700.

MATI

2627. MEGA MOTORS (A UNIT OF AKM MOTORS PVT. LTD) (SCG1-01-), GATA NO 761, NEAR MATI POLICE CHOWKI, VILLAGE- MATI, PARGANA-DEWA, TEHSIL- NAWABGANJ, BARABANKI, UTTAR PRADESH - 225 003
PH :6388901514.

MAU

2628. DEEP MOTORS (BWK1-01-), DARI CHATTI, KHUKHUNDVA, MAU, UTTAR PRADESH. - 275305
PH :7704000052.

MAURANIPUR

2629. VELOCITY CARS (A UNIT OF BASERA VELOCITY AUTOHUB PVT. LTD) (GJJ1-01-), BASERA CITY, MAURANIPUR - GARUTHA ROAD, MAURANIPUR, DISTT: JHANSI, UTTAR PRADESH - 284204
PH :8299202863.

MAWANA

2630. RADHA GOVIND AUTOMOBILES PVT LTD (CWZ1-01-), MAIN SHANTI NAGAR ROAD, MAWANA KALAN, SUBDIVISION HASTINAPUR, TEHSIL, MAWANA, DISTRICT MEERUT - 250401
PH :7456001002.

MEERUT

2631. TANYA AUTOMOBILES PVT. LTD. (4802-01-), GOVT. INDUSTRIAL TRAINING INSTITUTE, BACHHA PARK, MEERUT - 250001
PH :9837077003.

2632. TANYA AUTOMOBILES PVT. LTD. (4802-03-), 90, NAUCHANDI GROUND, GARH ROAD, MEERUT - 250001
PH :9837077004.

2633. RADHA GOVIND AUTOMOBILES PVT. LTD. (4807-01-), VILLAGE - BARAL, KUNDA GATE NEAR YOGI FARM HOUSE, PARTAPUR, DELHI ROAD, MEERUT. - 250002
PH :7456001030, 7456003222.

2634. TANYA AUTOMOBILES PVT. LTD. (4802-04-), MUNICIPAL NO. 9, 9/2, 9/3, 9/4, 11, 11/1, VILLAGE - ROSHANPUR DORLI, OPP. KONARK COLONY, NEAR RAJMANDIR MANDAP, ROORKKE ROAD, TEHSIL - SARDHANNA, MEERUT, U.P. - 250001
PH :7900201515.

2635. TR SAWHNEY (4808-01-), MUNICIPAL NO 101, KHASRA NO 1926/ MINJUMLA & 1927/1, MAHAL KHEHRAJ MUJBITA, MAIN DELHI ROAD, MEERUT, UP - 250002 - 250002
PH :9999163125.

MIRZAPUR

2636. STAR CARS (6K02-01-), PILI KOTHI, STATION ROAD, MIRZAPUR, UTTAR PRADESH - 231001
PH :7052547903, 9721905002, 9151154306, 945054961.

MISHRIKH

2637. CONCEPT CAR (SKJ1-01-), NEAR ARYAVART BANK, SITAPUR ROAD, MISHRIKH, SITAPUR, U.P., PINCODE: 261401 - 261401
PH :7607696666.

MODINAGAR

2638. MOTORCRAFT SALES PVT. LTD. (5903-02-), OPPOSITE SONIA ENCLAVE, ADJACENT SUMAN CINEMA, NH-58, MODINAGAR - 201204
PH :0955733822 & 07042427140.

MOHANLAL GANJ

Dealer Network (AS ON 31.10.2023)

2639. BRIGHT 4 WHEEL SALES PVT. LTD. (BWU1-01), KHASARA PLOT NO.581, VILLAGE PURSANI, PARGANA AND TEHSIL MOHANLALGANJ, LUCKNOW DISTT., UTTAR PRADESH - 227305
PH :7571905966.

MOOSANAGAR

2640. MY CAR (SPLP1-01), VILL GAUSGANJ, POST MOOSANAGAR, KANPUR DEHAT, UTTAR PRADESH - 209208
PH :97929 70005.

MORADABAD

2641. AKANKSHA AUTOMOBILES PVT. LTD. (B401-01-), DELHI ROAD, 5TH.KM, MORADABAD (U.P.) - 244001
PH :7247800008.

2642. AKANKSHA AUTOMOBILES PVT. LTD. (B401-03-), 5TH KM DELHI ROAD, MORADABAD - 244001
PH :9568200001.

2643. AKANKSHA AUTOMOBILES PVT. LTD. (B401-04-), KHASRA NO. 569-570, VILLAGE – KAJIJPURA, KANT ROAD, MORADABAD, UTTAR PRADESH - 244001
PH :7895600007.

MUZAFFARNAGAR

2644. RADHA GOVIND (H903-01-), NH -58 ,121 KM STONE, BY-PASS ROAD, NEAR TRANSPORT NAGAR, MUZAFFARNAGAR - 251001
PH :9760092009 , 7535007026.

NAJIBABAD

2645. SHAKUMBARI AUTOMOBILES (P) LTD (CPS1-01-), NEAR BUS STAND, BILNORE, BYPASS ROAD, NAJIBABAD, DIST.-BILNORE, UTTAR PRADESH. - 246 701
PH :8630881459.

NARWAL

2646. MY CAR (SSB1-01-), GATA NO. 821 , KARIBGWANA ROAD , NARWAL , KANPUR, UTTAR PRADESH. - 209401
PH :9792970005.

NAUGARH

2647. SMARTWHEELS PVT. LTD. (QG01-01-), NEAR PAKARI CHAURAHA, NAUGARH ROAD, SIDDHARTHNAGAR - 272205
PH :7705803129.

NAUTANWA

2648. SMARTWHEELS PVT LTD (SDW1-01-), OPP. RAJIV GANDHI DEGREE COLLEGE, BYPASS ROAD, NAUTANWA, DISTT – MAHARAJGANJ - 273164
PH :77058 00602.

NAWABGANJ

2649. KAVISHA MOTORS PVT LTD (CHT1-01-), VILLAGE – EIDH JAGIR NEAR GURUDWARA AT NH-74, TEHSIL – NAWABGANJ, DISTRICT – BAREILLY. - 262406
PH :07895980222, 07895980300.

NIGOHA

2650. BRIGHT 4 WHEELS (SGV1-01-), GATA NO 146, VILL NIGOHA, TEHSIL MOHANLALGANJ, LUCKNOW - 226302
PH :7011482503.

NOIDA

2651. ROHAN MOTORS LTD. (A102-01-), C-8/9, SECTOR - I, NOIDA - 201301
PH :4071900, 4071909, 4071931, 4071932, 4071209, 4071949/9582210152.

2652. ROHAN MOTORS LTD. (A102-02-), C-11, SECTOR-1, NOIDA, UTTAR PRADESH - 201301
PH :4071900, 209,31,32/9582210152.

2653. FAIR DEAL PREMIUM WHEELS PVT.LTD. (A108-01-), D-39, SEC-10, NOIDA - 201301
PH :08448296694 & 09654326008.

2654. VIPUL MOTORS PVT. LTD. (A101-02-), B-124 & B-125, SECTOR – 5, NOIDA, UTTAR PRADESH - 201301
PH :4603100/28/33/8527835888.

2655. VIPUL MOTORS PVT. LTD. (A106-01-), J-14, SECTOR-63, NOIDA, DISTT. GAUTAM BUDDH NAGAR (U.P.) - 201301
PH :47586001/02/8448589759.

2656. MOTORCRAFT SALES PVT. LTD. (5903-04-), PLOT NO.15, SECTOR-140, NOIDA (U.P.) - 201305
PH :09818532222 & 09971733233.

2657. MOTORCRAFT SALES (5903-05-), PLOT NO 19 ECOTECH 12 GREATER NOIDA WEST ,GB NAGAR , UP - 201306
PH :8826312222.

ORAI

2658. S B CARS PVT.LTD (2806-02-), KANPUR ROAD, ORAI - 285001
PH :9307219303.

PADRONA

2659. SMARTWHEELS PVT. LTD. (BGJ1-01-), AARJI NO. 37 & 38, MAUJA - BELWA MISRA, TAPPA PAKDI, PARAGNA - SIDHUWA JAUBNA, TEHSIL - PADRAUNA, DIST.-KUSHINAGAR, UTTAR PRADESH. - 274304
PH :7705803259.

PANWARI

2660. SURI AUTOMOBILES (SLC1-01-), PANWARI, NEAR RAM LEELA GROUND, TEHSIL KULPARAH, DISTRICT MAHOBA. - 210429
PH :9452287890.

PAPHUNDA

2661. TANYA AUTOMOBILES (4802-05-), 354/1, MAIN HAPUR ROAD, PAPHUNDA. - 245206
PH :9917547777.

PEPPEGANJ

2662. ARBIT AUTOMOBILES PVT LTD (GKG1-01-), GHATA NO. 466, 465 & 472, PEPPEGANJ, MOUZA - SAHABGANJ, TEHSIL - CAMPIERGANJ, DISTT: GORAKHPUR - 273165
PH :89534 12821.

PILIBHIT

2663. CORAL MOTORS (P) LTD. (IL01-01-), BISALPUR ROAD, PILIBHIT, U.P. - 262001
PH :9837891846.

POOTH KHAS

2664. TR SAWHNEY (SSM1-01-), POOTH KHAS, ROHTA ROAD, MEERUT, UTTAR PRADESH. - 250502
PH :9999790229.

PRAYAGRAJ

2665. SARASWATI MOTORS (2904-01-), PLOT NO 24, INDUSTRIAL AREA MNIT COLLEGE, TELIYARGANJ, PRAYAGRAJ, UTTAR PRADESH. - 211004
PH :8090854053.

2666. BRIGHT 4WHEELS (2905-01-), ARAZI NO 390 AND 389 AT KATKA, ANDAWA SAHSON BYPASS, PRAYAGRAJ - 211002
PH :9415324201.

PURANPUR

2667. CORAL MOTORS (P) LTD. (CAD1-01-), KHASRA NO. 768 & 770, VILLAGE – KHAMRIYA PATTI, PURANPUR – PILIBHIT ROAD, TEHSIL AND PARGANA – PURANPUR, DIST. PILIBHIT. - 262124
PH :9837891846, 9927001120.

RAIBAREILLY

2668. KTL AUTOMOBILE PVT. LTD. (HS07-01-), PLOT NO. 1550, GULLUPUR, P O KATWARA HIJARCHANDRAPUR, RAIBAREILLY - 229303
PH :7800001601.

RAM SANEHI GHAT

2669. BRIGHT 4WHEELS (SDH1-01-), GATA NO 76, VILLAGE - BHENDUWA BRAHMANAN, TEHSIL - RAM SANEHI GHAT, BARABANKI, UTTAR PRADESH, PIN 225409 - 225409
PH :9935275786.

RAMNAGAR

2670. BRIGHT 4 WHEEL SALES PVT. LTD. (BRK1-01-), KHASRA NO. 629, VILLAGE - BUDHAWAL, TEHSIL - RAMNAGAR, DIST.-BARABANKI, UTTAR PRADESH. - 225205
PH :9935275786, 9838075929.

RAMPUR

2671. AKANKSHA AUTOMOBILES PVT. LTD. (B401-02-), SHAHAD NAGAR BAREILLY ROAD RAMPUR UTTAR PRADESH - 244901
PH :7895600007.

RAYA

2672. UMA MOTORS PVT. LTD. (BKX1-01-), CHAUDHARY PADAM SINGH MARKET, NEAR INDIA INTER COLLEGE, RAYA, - MAAMT ROAD, RAYA, DISTT. MATHURA (U.P.) - 281204
PH :9997833333, 9997511006.

ROBERTSGANJ

2673. STAR CAR (CTY1-01-), UMRAURA, PIMPRI ROAD, ROBERTSGANJ, UTTAR PRADESH. - 231 216
PH :7052547903, 9721905002, 9151154306, 9450544961.

RUNKATA

2674. PREM MOTORS (SLS1-01-), ROYAL BANDHAN RESORT, KHASRA NO 108, NH-2, RUNKATA, AGRA, - 282101
PH :7060111245.

SAHARANPUR

2675. ATELIER AUTOMOBILES (S203-01-), NEAR BARI NAHAR, AMBALA ROAD, SAHARANPUR - 247001
PH :7500250070.

2676. TANYA AUTOMOBILES PVT. LTD. (S204-01-), AAWAS VIKAS YOJNA, DELHI ROAD, SAHARANPUR, UTTAR PRADESH - 247001
PH :9837077004.

SAHASWAN

2677. CORAL MOTORS. (SGA1-01-), OPP BHARAT PETROL PUMP, BADAUN ROAD, SAHASWAN, DISTT. BADAUN. - 243638
PH :9837891846.

SAHIBABAD

2678. FAIR DEAL WHEELS PVT. LTD (80-01-), 12/67 SITE 4, INDUSTRIAL AREA, SAHIBABAD, GHAZIABAD - 110095
PH :4740409/102/436, 8860088659.

2679. MOTORCRAFT SALES PVT. LTD. (5903-01-), S-7 SITE-IV, SAHIBABAD INDUSTRIAL AREA, NEAR DABUR CHOWK, SAHIBABAD - 201010
PH :4172222 / 4102222, 09958562222 & 09560605122.

2680. T.R. SAWHNEY MOTORS PVT LTD (819-03-), 28/1/1, SITE-IV, SAHIBABAD INDUSTRIAL AREA, DISTT.- GHAZIABAD, UTTAR PRADESH - 201010
PH :9999399152; 9999399143.

SALEMPUR

2681. SMARTWHEELS PVT LTD (GKA1-01-), GHATA NO. 48, GRAM: DEVPAR, TEHSILL: SALEMPUR, PARGANA: SALEMPUR MAUJHAULI, DISTT: DEORIA - 274509
PH :705800602, 7705803321.

SALON

2682. KTL AUTOMOBILES (SCP1-01-), SALON BYPASS, PARSHEDAPUR ROAD, SALON, DISTRICT RAIBARELLI, UTTAR PRADESH - 229127
PH :9918451222.

SAMBHAL

2683. AKANKSHA AUTOMOBILES PVT. LTD. (BBP1-01-), PLOT NO. 303, NEAR TAJ MILK FACTORY, MORADABAD SAMBHAL ROAD, SAMBHAL, UTTAR PRADESH - 244302
PH :724800028.

SANDILA

2684. CONCEPT CARS PVT. LTD. (WY01-01-), PLOT NO.371, SARAY MARUFPUR, LUCKNOW ROAD, SANDILA-241204 DIST. HARDOLI - 241204
PH :8756000000, 7607696666.

SARDHANA

2685. RADHAGOVIND AUTOMOBILES (MM01-01-), DAURALA ROAD, NEAR RADHASWAMI SATSANG, SARDANA - 250342
PH :7456001030.

SHAHABAD

2686. CONCEPT CARS PVT. LTD. (AAx1-01-), VILLAGE MUJAGADH, SHAHABAD - 241124
PH :8975600000, 7607696666.

SHAHJAHANPUR

2687. SUMITRA DS MOTORS PVT LTD (W201-01-), SITAPUR ROAD, NH-24, SHAHJAHANPUR - 242001
PH :7522888333, 9415770000.

SHAMLI

2688. RADHA GOVIND AUTOMOBILES PVT. LTD. (XJ01-01-), KHERI KARMU, OPPOSITE POWER HOUSE, PANIPAT-KAIRANA ROAD, SHAMLI UTTAR PRADESH - 247776
PH :8979862084, 7535007010.

SHIKOHABAD

2689. MADHUSUDAN VEHICLES PRIVATE LTD. (XJ01-01-), 2508, KATRA MIRA, MAHAMMABAD, OPP PROFESSOR COLONY, NH 2, BYE PASS ROAD, SHIKOHABAD, DISTT: FIROZABAD,UTTAR PRADESH - 283203
PH :9837097894,9690003001.

SHIVRAJPUR

2690. KTL PVT LTD. (STD1-01-), ARAZI NO. 67K, DUBBIYANA, GT ROAD, SHIVRAJPUR, KANPUR, UTTAR PRADESH - 209205
PH :9414113666.

SIDHAULI

2691. CONCEPT CARS PVT. LTD. (BFO1-01-), R/O MISHRIKH ROAD NOROTTAM NAGAR, DAKSHIDI, OPP. BLOCK, SIDHAULI, SITAPUR. - 261303
PH :7607596666.

SIKANDRA

2692. KTL PVT LTD (SJE1-01-), YADAV MARKET, NEAR SURYA DHABA, NH-19, ETAWAH-KANPURROAD, SIKANDRA, U.P. - 209715
PH :9414113666.

SIKANDRABAD

2693. SK UNIVERSE (CWQ1-01-), NEAR R K SCHOOL, VILLAGE – SANWALI SIKANDRABAD, DIST - BULANDSHAHR UTTAR PRADESH, PIN 203202 - 203202
PH :7310106565.

SIRAOULI GHAUSPUR

2694. BRIGHT FOUR WHEELS (SMR1-01-), KHASRA 77, GRAM GHUSEDIYA, POST & TEHSIL SIRAOULI GAUSPUR, BARABANKI UTTAR PRADESH- 225207 - 225207
PH :7011482503.

SITAPUR

2695. CONCEPT CARS PVT. LTD. (QE01-02-), LUCKNOW-DELHI ROAD, NH-24, VILLAGE JAMMAYAPUR, SITAPUR - 261001
PH :7607696666, 8756000000.

SIYANA

2696. SK UNIVERSE (SIN1-01-), BULANDSHAHR ROAD, SIYANA DIST- BULANDSHAHR, UTTAR PRADESH PIN CODE 203412 - 203412
PH :9219694600.

SULTANPUR

2697. KIRTIKUNJ AUTOMOBILES PVT. LTD. (N101-01-), SHAURYAMA, MIRANPUR, VARANSI-LUCKNOW HIGHWAY, NH-56 (FAIZABAD BYPASS) SULTANPUR - 228001
PH :227760 , 220107.

SWAR

2698. AKANKSHA AUTOMOBILES PVT. LTD. (COX1-01-), IN FRONT OF EIDGAH, TEHSIL – SWAR, DISTRICT – RAMPUR, UTTAR PRADESH. - 244924
PH :7900600041.

TAMBOUR

2699. CONCEPT CARS (SOB1-01-), NEAR INDIAN GAS GANJAR, SITAPUR ROAD TAMBOUR - 261208
PH :7607696666.

THAKURDWARA

2700. AKANKSHA AUTOMOBILES PVT. LTD. (KOO1-01-), 2 KM. MORADABAD ROAD, NEAR JEETA KA DHABA, SAHAB GANJ (MUNSHI GANJ), THAKURDWARA, DISTT. MBD. UTTAR PRADESH - 244601
PH :7248000040.

TIKAITGANJ

2701. KTL AUTOMOBILE (SNB1-01-), KANAUIA CITY, PHASE 2, MADARPUR, MOHAN ROAD, LUCKNOW - 226013
PH :9918451222.

TILOI

2702. KTL AUTOMOBILE PVT. LTD. (CGY2-01-), VILLAGE PURE LANGDA, PAKAR GAON, MOHAN GUNJ, TEHSIL - TILOHI, DIST.-RAIBARELI. - 229309
PH :99184512222.

UJHANI

2703. ETERNITY MOTORS LLP (GJK1-01-), BADAUN BYE PASS ROAD, UJHANI - 243639
PH :94122 89074.

UNCHAHAR

2704. KTL AUTOMOBILE PVT. LTD. (IH02-01-), ALLAHABAD LUCKNOW ROAD, NEAR PURANA PETROL PUMP, WARD NO. 5, UNCHAHAR, DISTT: RAIBARELI - 229404
PH :99184512222.

UNNAO

2705. S B CARS (2806-04-), HUSSAIN NAGAR BYPASS,KANPUR-LUCKNOW HIGHWAY ROAD, UNNAO,U.P. - 209801
PH :9839806451.

VARANASI

2706. VARANSI MOTORS PVT. LTD. (8402-01-), THE MALL, CANTONMENT, VARANASI - 221001
PH :2509068, 2509069.

2707. AGR AUTOMOBILES PVT. LTD. (8403-01-), B-38/2A, MAHMOORGANJ, GOPAL VIHAR, VARANASI - 221010
PH :2360436.

2708. VARANASI MOTORS PVT. LTD. (8402-03-), AARAJI NO.2 AND 48, G.T. ROAD, TODAPUR, MOHANSARAI, RAJATALAB, VARANASI (J.P.) - 221311
PH :2632786, 9838360662.

2709. AGR AUTOMOBILES PVT. LTD. (8403-04-), ARAZI NO. 399, 398, 400, 401,NH2 PANDITPUR, DEHAT AMANAT, TEHSIL - RAJATALAB, VARANASI - 221112
PH :98898 03355.

UTTARAKHAND

ALMORA

2710. NAINITAL MOTORS PVT LTD (J603-04-), PAWAR BHAWAN, JOSHI KHOLA RAJPURA, PITHRAGARH ROAD, ALMORA - 263601
PH :9997194132.

BAGESHWAR

2711. NAINITAL MOTORS PVT LTD (J603-05-), VILL. BILOMA,SEERA, BAGESHWAR, UT, BAGESHWAR - 263642
PH :9557200522.

BAZPUR

2712. AKANKSHA AUTOMOBILES (RUDRAPUR) PVT LTD (CGU2-01-), KHASRA NO. 96/2, VILLAGE – BHONA, ISLAM NAGAR, TEHSIL – BAZPUR, UTTARAKHAND. - 262401
PH :8929400544, 8191000204.

CHAMPAWAT

2713. AKANKSHA AUTOMOBILES (RUDRAPUR) PVT LTD (SF02-01-), TANAKPUR LOHAGHAT ROAD, CHAMPAWAT, UTTARAKHAND - 282523
PH :8929400545, 8191000832.

CHANDRAPUR

2714. SHAKUMBARI AUTOMOBILES (–), KEDARNATH ROAD, BANASBARA, CHANDRAPUR, DISTRICT RUDRAPRAYAG, UTTARAKHAND - 246425
PH :9927877715.

CHAUKHUTIYA

2715. NAINITAL MOTORS PVT LTD (CVG1-01-), NH-58, BADRINATH ROAD, CHAUKHUTIYA, DIST. -ALMORA, UTTARAKHAND - 263656
PH :9997026565.

DEHRADUN

2716. ROHAN MOTORS LTD. (5702-01-), 130/1 CHAKRATA ROAD, YAMUNA COLONY, DEHRADUN - 248001
PH :0135-2530050, 0135-2531097, 7217014647.

2717. DD MOTORS (A DIVISION OF D.D. PREM PVT.LTD.) (5707-01-), 918/221, PATEL NAGAR, INDUSTRIAL AREA, DEHRADUN - 248001, PH :9368193007.

2718. ROHAN MOTORS LTD. (5702-02-), 257/2, GMS ROAD,VILL. NIRANJANPUR, ADJ TO KAMLA PALACE, DEHRADUN - 248001
PH :0135-2725376, 0135-2720342, 7217014647.

2719. FUTURE AUTO WHEELS PVT LTD (5706-01-), KHASRA NO. 8KHA, MOHABEWALA INDUSTRIAL AREA, DEHRADUN. - 248001
PH :0135-2640263, 7895956011.

2720. FUTURE AUTO WHEELS (5706-02-), MUNICIPAL NUMBER 45 AND 46, RAJPUR ROAD, DEHRADUN, PIN: 248001 - 248001
PH :9760444430.

DIDIHAT

Dealer Network (AS ON 31.10.2023)

2721. NAINITAL MOTORS (SKN1-01-), SUBHASH CHANDRA BOSE WARD, NEAR D.I.E.T, DIDIHAT, DISTT PITHORAGARH, PINCODE: 262551 - 262551
PH :9634092692.

DOIWALA

2722. FUTURE AUTO WHEELS PVT LTD (BRI1-01-), 26, MISSARAWALA, DOIWALA, DISTRICT - DEHRADUN, UTTARAKHAND. - 248140
PH :7883473506.

GADARPUR

2723. AKANKSHA AUTOMOBILES (RUDRAPUR) PVT LTD (CVS1-01-), BHASIYA MOD, RUDRAPUR ROAD, GADARPUR, UDHAM SINGH NAGAR, UTTARAKHAND. - 263152
PH :8929400545, 9917467845.

GAIRSAIN

2724. ROHAN MOTORS LTD (CRH1-01-), KHASRA NO. 1048, RANIKHET ROAD, OPP. GIC GROUND, GAIRSAIN, DISTRICT - CHAMOLI, UTTARA KHAND. - 246428
PH :8126484626.

GANGOLIHAT

2725. NAINITAL MOTORS (SQX1-01-), VILL- KHETIGARA, PITHORAGARH-GANGOLIHAT ROAD, GANGOLIHAT, DISTT: PITHORAGARH - 262522
PH :9997093043.

GOPESHWAR

2726. ROHAN MOTORS LTD. (5702-03-), CHOPTA MANDAL ROAD, NEAR FOREST GATE, GOPESHWAR - 131028
PH :9634852898.

HALDWANI

2727. NAINITAL MOTORS PVT LTD (J603-01-), VILLAGE JEETPUR NEGY, 5TH KM RAMPUR ROAD, HALDWANI - 263139
PH :7060201024.

2728. NAINITAL MOTORS PVT LTD (J603-02-), KALA DUNGI, NEAR ABDULLAH PETROL PUMP, HALDWANI - 263139
PH :8126359222.

HARIIDWAR

2729. SHAKUMBARI AUTOMOBILES (P) LTD (6N02-01-), E-5/6, INDUSTRIAL AREA, HARDWAR - 249407
PH :9927870025, 8869064400.

JASPUR

2730. AKANKSHA AUTOMOBILES (RUDRAPUR) PVT LTD (BK12-01-), GANGUWALA, INFRONT OF ROOPAM CONVENT, KASHIPUR ROAD, JASPUR, UTTARAKHAND. - 244712
PH :8192000724.

KARANPRAYAG

2731. ROHAN MOTORS LTD (CRG1-01-), BADRINATH ROAD, KARANPRAYAG, DISTRICT - CHAMOLI, UTTARAKHAND. - 246444
PH :8126129148.

KASHIPUR

2732. AKANKSHA AUTOMOBILES (RUDRAPUR) PVT LTD (D602-01-), BAZPUR ROAD, KASHIPUR - 244713
PH :8929400544, 8859502626.

KHATIMA

2733. AKANKSHA AUTOMOBILES (RUDRAPUR) PVT LTD (XL02-01-), VILLAGE: CHARUBETA, NEAR RTO CHECK POST, PILIBHIT ROAD KHATIMA, U.S NAGAR, UTTARAKHAND - 262308
PH :8929400545, 8191000565.

KOTDWAR

2734. SHAKUMBARI AUTOMOBILES (P) LTD (6N02-02-), PLOT NO 23 & 30 INDUSTRIAL ESTATE, SITABPUR, KOTDWAR, DIS. PAURI (GARHWAL), UTTARAKHAND - 249001
PH :8755998075, 7310106655.

LAKSAR

2735. SHAKUMBARI AUTOMOBILES (CTF1-01-), HARIDWAR ROAD, LAKSAR - 247864
PH :9927877715.

NANAKMATTA

2736. AKANKSHA AUTOMOBILES (RUDRAPUR) PVT LTD (CVT1-01-), KHATIMA ROAD, OPP GURURAMDAS HOSPITAL, NANAKMATTA, U.S. NAGAR, UTTARAKHAND. - 262311
PH :9012172084.

PITHORAGARH

2737. NAINITAL MOTORS PVT LTD (J603-03-), VILLAGE PANDA, ODSAINI, DHARCHULA ROAD, PITHORAGARH - 262501
PH :9634092692.

PRATAPNAGAR

2738. SHAKUMBARI AUTOMOBILES (STT1-01-), NEAR AISHWARYA FILLING STATION, LAMBGAON, PRATAPNAGAR, DISTRICT TEHRI., UTTARAKHAND - 249165
PH :9927877715.

RAMNAGAR

2739. NAINITAL MOTORS PVT LTD (XM01-01-), BASAI, KASIPUR ROAD, RAMNAGER - 244137
PH :9639016895, 9634093404.

RANIKHET

2740. NAINITAL MOTORS PVT LTD (AXA1-01-), GANYADYOLI, NEAR DRUG FACTORY, RANIKHET DISTT. ALMORA (UTTARAKHAND) - 263845
PH :9557243222.

RISHIKESH

2741. FUTURE AUTO WHEELS PVT LTD (AAS1-01-), 640, LAXMAN JHULA ROAD, RISHIKESH, DISTT. DEHRADUN, UTTARAKHAND - 249201
PH :0135-2432387, 7895614411.

ROORKEE

2742. SHAKUMBARI AUTOMOBILES (P) LTD (H201-01-), 3RD KM STONE, DELHI-ROORKEE HIGHWAY, NEAR IOC PETROL BUNK, ROORKEE DISTT HARIDWAR - 247667
PH :7055104191.

RUDRAPRAYAG

2743. ROHAN MOTORS (IK01-01-), GULABRAI-BADRINATH ROAD, RUDRAPRAYAG - 246171
PH :8650876815.

RUDRAPUR

2744. AKANKSHA AUTOMOBILES (RUDRAPUR) PVT LTD (U404-01-), KICHA BYE PASS ROAD, INDUSTRIAL AREA, RUDRAPUR - 263153
PH :8929400545, 8859502864.

SELAQUI

2745. ROHAN MOTORS LTD (CRF1-01-), KHASRA NO.783, BAHADURPUR ROAD, NH-72, SELAKUI, DISTT -DEHRADUN, UTTARAKHAND. - 248011
PH :8006000439.

SITARGANJ

2746. AKANKSHA AUTOMOBILES (RUDRAPUR) PVT LTD (CD02-01-), PLOT NO.228/5 AND 228/6 KHATIMA ROAD, SITARGANJ, DISTT - RUDRAPUR, UTTARAKHAND. - 262405
PH :8929400545, 8859502846.

SRINAGAR

2747. SHAKUMBARI AUTOMOBILES (ANA1-01-), SRICOT GANAGANALI, NEAR MEDICAL COLLEGE, PO- SRICOT, SRINAGAR - 246174
PH :8755993005, 9897476897.

TEHRI

2748. DD MOTORS (A DIVISION OF D.D. PREM PVT LTD.) (QA02-01-), PLOT NO. 541, SECTOR-8E, DISTT. - NEW TEHRI - 249001
PH :8006000914.

UTTARKASHI

2749. DD MOTORS (A DIVISION OF D.D. PREM PVT LTD.) (6I02-01-), HOTEL RAMOLA, BARETHI CHUNGI, GANGOTRI NATIONAL HIGHWAY, UTTARKASHI. - 249151
PH :8006000922.

VIKAS NAGAR

2750. ROHAN MOTORS (RI02-01-), KHASRA NO. 4337/9/2, JEEVANGARH, POST OFFICE- AMBARI, CHAKRATA-BARKOT ROAD, VIKAS NAGAR. - 248198
PH :9897507410.

DEHRADUN

2751. SHAKUMBARI AUTOMOBILES (5708-01-), KHASRA NO.15-ANA, MOHABBEWALA, SAHARANPUR ROAD, DEHRADUN, PIN-248001, UTTARAKHAND - 248001
PH :9927870025, 8869064400.

PATI

2752. AKANKSHA AUTOMOBILES (RUDRAPUR) PVT LTD (SFX1-01-), LOHAGHAT- HALDWANI MAIN ROAD, NEAR PITHORAGARH CO-OPERATIVE BANK, PATI-262528 - 262528
PH :9917467820.

WEST BENGAL

ALIPURDUAR

2753. PODDAR CAR WORLD PVT. LTD. (BZO1-01-), BIRPARA MORE, COOCH BEHAR ROAD, BESIDE GOYENKA PETROL PUMP, ALIPURDUAR, WEST BENGAL. - 736121
PH :8945533002
9735008343
9749707070.

AMTALA

2754. BHANDARI AUTOMOBILES PVT LTD (BQH1-01-), VILLAGE - UDAYRAMPUR, P.O. - KANYANAGAR, P.S. - BISHNUPUR, AMTALA, DIST.-24 PARGANAS SOUTH, WEST BENGAL - 743 398
PH :9903850402.

ARAMBAGH

2755. SANEI MOTORS PVT. LTD. (7T02-01-), R.S. DAG NO. 1887, R.S. KHATIAN NO. 104, HAL KHATIAN NO. 1233, MOUZA-PARUL, J.L.NO. 38, R.S.NO. 3111, P.S. ARAMBAGH, DISTT. HOOGHLY, WEST BENGAL - 712601
PH :8584050184.

ASANSOL

2756. BEEKAY AUTO PVT LTD (F601-01-), CHANDA MORE, N.H.-2, ASANSOL - 713301
PH :9932049425,
9932049435.

BADURIA

2757. PREMIER CARWORLD (SOE1-01-), VILL- KIRRTIPUR, P.O- MANDRA, P.S - BADURIA, DIST - NORTH 24 PARGANAS, WEST BENGAL. PIN - 743438. - 743438
PH :9831414956.

BAGDAH

2758. SANEI MOTORS PVT. LTD. (BON1-01-), C/O, DINABANDHU TARAFDAR, S/O LATE NARENDRANATH TARAFDAR, VILLAGE - HALENCHA SOUTH, P.O. - HALENCHA COLONY, P.S. - BAGDAH, DISTRICT - NORTH 24 PARGANAS, WEST BENGAL. - 743270
PH :8584050184.

BAHRAMPUR

2759. BEEKAY AUTO PVT LTD (DJ02-01-), BOKULTALA (PASCHIM GAMINI), NH-34, BAHARAMPUR, DISTT. MURSHIDABAD. - 742101 PH :267340.

BAJKUL

2760. BHANDARI AUTOMOBILES PVT LTD (CAV1-01-), VILLAGE – KAPTYPARA BARI, P.O. – KAJLAGARH, P.S. – BHAGWANPUR, BAJKUL, DISTRICT – PURBA MIDNAPORE. - 721626 PH :9933055539.

BALAGARH

2761. SANEI MOTORS PVT. LTD (BMI1-01-), DAG NO. 671, MOUZA - BARUIPARA, J L NO. 100, P.O. - BALAGARH, DIST.-HOOGLY, WEST BENGAL - 712 501 PH :8584050184.

BALURGHAT

2762. J K WHEELS PVT. LTD. (PTY1-01-), BARO RAGHUNATHPUR, P.O. - BELTALA PARK, P.S. - BALURGHAT, DIST.-DAKSHIN DINAJPUR. - 733 103 PH :9063401464.

BANDEL

2763. SANEI (612-03-), C/O G.S. LAMINATOR, BANDEL STATION ROAD, HOOGLY 712123 - 712123 PH :8336969010.

BANKURA

2764. BHANDARI AUTOMOBILES PVT LTD (G701-02-), PLOT NO.-156, KH NO.-173, MITHILA MOUZA, AT/PO-BANKURA (WB) - 722101 PH :256766.

BARASAT

2765. PREMIER CARWORLD PVT. LTD. (XZ03-01-), R.S DAG NO. 512 AND PARTY IN DAG NO. 513, MOUZA-KHILKAPUR, P.O BARASAT, POLICE STATION: DUTTA PUKUR, TOUZI NO. 146, J.L NO. 4, DISTRICT – NORTH 24 PARGANAS, WEST BENGAL - 700125 PH :8420122407.

BARDHAMAN

2766. BEEKAY AUTO PVT LTD (T301-03-), NH-2, PAMRA VILLAGE ROAD, CHANDNI MORE, SATTAR MILE, BURDWAN, WEST BENGAL - 713101 PH :9932049454.

BARJORA

2767. BHANDARI AUTOMOBILES PVT LTD (BED1-01-), VILLAGE + P.O. + P.S. – BARJORA, MOUZA – BARJORA, J.L NO. 46, KHATIAN NO. 3380, PLOT NO. 2795, BARJORA DISTRICT – BANKURA, WEST BENGAL. - 722202 PH :8016087297.

BARRACKPORE

2768. STARBURST MOTORS PVT LTD (BXJ1-02-), NEAR RAIL GATE, WARD NO. 24, WEST BARASAT ROAD, P.S. – TITAGARH, BARRACKPORE, DISTRICT – NORTH 24 PARGANAS, KOLKATA - 700120 PH :8335061333.

BARSUNDRA

2769. BHANDARI AUTOMOBILES PVT LTD (G701-05-), PLOT NO. 610, BARSUNDARA, ISHWARDAHA, JALPAL, P.S. BHAWANPUR, EAST MIDNAPORE. WEST BENGAL - 721654 PH :9933055539.

BASIRHAT

2770. BHANDARI AUTOMOBILES PVT LTD (X701-03-), RAGHUNATHPUR, TALKI ROAD, BASIRHAT NR. INDIAN PERTOL PUMP, NORTH-24 PARGANAS. - 743428 PH :8017569789.

BELACOBA

2771. PODDAR CARWORLD (SCU1-01-), PRASANNA NAGAR, BELACOBA, BATTALA, JALPAIGUR - 735133 - 735133 PH :8945533002.

BIRPARA

2772. SEVOKE MOTORS (CQL1-01-), BHAGAT PARA, NH - 31, MADARIHAT ROAD, BIRPARA, BESIDE TASHI HOTEL, OPP - HIMALYAN HOTEL, P.S - MADARIHAT, DIST - ALIPURDUAR, PIN - 735204 - 735204 PH :9800069144.

BISHNUPUR

2773. BHANDARI AUTOMOBILES PVT LTD (AAG1-01-), STATION ROAD, P.O+P.S- BISHNUPUR, DIST: BANKURA, WEST BENGAL - 722122 PH :9933055539.

BOLPUR

2774. SAINATH AUTOLINKS PVT. LTD. (4402-03-), KABI JOYDEB ROAD, NEAR BOLPUR BY PASS, BOLPUR, DIST: BIRBHUM - 731204 PH :9647444888 8927895511.

BONGAON

2775. STARBURST MOTORS PVT LTD (TQ02-01-), 376/D, R D B ROAD, NEAR JESSORE ROAD, BAKSHIPALLY, BONGAON, NORTH 24 PARGANAS, WEST BENGAL - 743235 PH :9748296939.

BUDGE BUDGE

2776. ONE AUTO PVT. LTD. (BAV1-01-), MAHESH TALA, NEAR DAKGHAR KALIMANDIR, BUDGE BUDGE TRUNK ROAD, DAKGHAR, WARD NO. 22, POLICE STATION-MAHESHTALA, WEST BENGAL - 700141 PH :8584878802 7604084762.

C K ROAD

2777. BHANDARI AUTOMOBILES PVT LTD (D001-01-), P.O:SAT BANKURA, PS:GARBETA, CHANDRAKONA ROAD, DIST. PASCHIM MIDNAPORE, WEST BENGAL - 721252 PH :9933055539.

CANNING

2778. ONE AUTO (CEG2-01-), SUSUMAPALLY, CANNING, DIST – SOUTH 24 PARGANAS, WB - 743329 PH :8442830001.

CHAKDAHAI

2779. BHANDARI AUTOMOBILES PVT LTD (OM01-01-), VILLAGE – PUMILIA, P.O. – CHAKDAHAI, DISTRICT – NADIA, WEST BENGAL. - 741222 PH :9073940368, 9674735303, 9674169007.

CHANCHAL

2780. J K WHEELS (SS11-01-), CHANCHAL AZAD PALLY, OPPOSITE OF PWD 2ND GATE, P.O - CHANDRAPARA, P.S - CHANCHAL, DIST - MALDA - 732123 - 732123 PH :9734963360.

CHANDITALA

2781. BHANDARI AUTOMOBILES PVT LTD (BPC3-01-), RS DAG NO.2986, LR DAG NO. 3150, UNDER L R KHATIAN NO.3859, MOUZA- KRISHNARAMPUR, J.L. 59, POLICE STATION- CHANDITALA, HOOGHLY, WEST BENGAL - 712702 PH :6296900498.

CHANDRAKONA

2782. BHANDARI AUTOMOBILES PVT LTD (D001-02-), AT. VILL. GOSAI PO+PS CHANDRAKONA TOWN, MOUZA DHARABILA, J.L.NO. 095, KHATIAN NO. 315, PLOT NO. 203 & 189, NEAR MUNIPAL GATE TOWARDS C.K. ROAD - 721201 PH :8945526833.

CONTAI

2783. BHANDARI AUTOMOBILES PVT LTD (G701-03-), SERPUR BAMUNBAR,P O- MARISHDA, NEAR MECHEDA BYPASS, CONTAI, WEST BENGAL - 721401 PH :254572.

COOCH BEHAR

2784. PODDAR CAR WORLD PVT. LTD. (BWZ1-01-), CHAKCHAKA, NEELKUTHI BAZAR, NEAR ADA FACTORY, NH-31, COOCH BEHAR, WEST BENGAL - 736101 PH :8945533002 9735008343.

DARJEELING

2785. BEEKAY AUTO PVT LTD (4301-05-), MERRY VILLA, DARJEELING, DISTRICT-DARJEELING. - 734101 PH :9932049347 9932049382 7478004430.

DHUPGURI

2786. BEEKAY AUTO PVT LTD (BWD1-01-), MOUZA – DHUPGURI, PLOT NO. 1814, WARD NO. 16, DHUPGURI, DISTRICT – JALPAIGURI, WEST BENGAL. - 735210 PH :7477785203 9932049347 9932049382 7478004430.

DIAMOND HARBOUR

2787. ONE AUTO PVT. LTD. (YE01-01-), VILLAGE – CHEWRA, OPPOSITE – K.E. CARMEL SCHOOL, P.O. – SARISHA HAT, P.S. – DIAMOND HARBOUR, DISTRICT – 24 PARGANAS (S) , WEST BENGAL - 743368 PH :8594862243.

DINHATA

2788. BEEKAY AUTO (BWE1-01-), ADDRESS: VILLAGE - KARISHAL, MAIN ROAD, P.O- DINHATA, DIST - COOCHBEHAR, - 736135 PH :9932049347.

DURGAPUR

2789. SAINATH AUTOLINKS PVT. LTD. (4402-01-), PLOT NO-743, MAUZA FRIDPUR, BURDWAN, DURGAPUR - 713213 PH :9647444888 8927895511.

FALAKATA

2790. PODDAR CAR WORLD PVT. LTD. (CSR1-01-), DAKSHIN PARANGAPUR, KHATIAN NO. 167/1 J L NO. 60, DAG NO. 652/1159, P.S. – FALAKATA , DISTT ALIPURDWAR - 735211 PH :8945533002.

GAZOLE

2791. JK WHEELS (SKZ1-01-), MOUZA- BAJEGAIRAL, RANIGANJ, PURBAPARA, KAMALDANGA, P.S- GAZOLE, DIST-MALDA, PIN - 732138 - 732138 PH :9734963360.

GHATAL

2792. BHANDARI AUTOMOBILES PVT LTD (AAD1-01-), VILL. NIMTOLA, P.O. & P.S. DASPUR, GHATAL, WEST MIDNAPORE, WEST BENGAL - 721211 PH :9933055539.

GOPIBALLAVPUR

Dealer Network (AS ON 31.10.2023)

2793. BHANDARI AUTOMOBILES PVT LTD (BPQ1-01-), JL NO. 1103, KHATIAN NO. 1103, PLOT NO. 438, VILLAGE + P.O. + P.S. – GOPIBALLVPUR, MOUZA – GOPIBALLVPUR, WEST MIDNAPUR, WEST BENGAL. - 721506 PH :9933055539, 8170018577.	2802. BEEKAY AUTO (BWF1-01-), 10TH MILE, GUMBA HATTA, PO&PS -KALIMPONG, DIST - KALIMPONG, WB. - 734301 PH :9932049347.	2813. BHANDARI AUTOMOBILES PVT LTD (609-02-), 37, GULAM JILANI KHAN ROAD, KOLKATA. - 700039 PH :9903850402.	2824. STARBURST MOTORS PVT LTD (BXJ1-01-), 9/1, HEMANTA BOSE SARANI, BASUNAGAR, NEAR DEAF & DUMB SCHOOL, UDAYRAJPUR, MADHYAMGRAM - 700129 PH :9836075989, 8336933447.
GUMA (ASHOKNAGAR)	KALNA	2814. SANEI MOTORS PVT. LTD. (612-01-), 16/2 CANAL EAST ROAD, NEAR MANIKTALA POLICE STATION,KOLKATA - 700067 PH :8584050184.	MALBAZAR
2794. STARBURST MOTORS PVT LTD (BXJ1-03-), JESSORE ROAD, MANIKNAGAR, KHOSDELPUR MORE, P.S. – ASHOKNAGAR, NORTH 24 PARGANAS, WEST BENGAL. - 743222 PH :8697731763, 8336933447.	2803. BEEKAY AUTO PVT LTD (WZ01-01-), KALNA ROAD, NEAR KALNA SUB DIVISIONAL HOSPITAL, KALNA, PO+PS: KALNA, DISTT. BURDWAN, (W.B.) - 713409 PH :9932251483.	2815. ONE AUTO PVT. LTD. (614-02-), 62 EAST TOPSIA ROAD, P.S. TIJAJALA, ARUPOTA, KOLKATA , WEST BENGAL - 700105 PH :8584878802.	2825. BEEKAY AUTO PVT LTD (BWG1-01-), CALTEX MORE, VILLAGE + P.S. – MALBAZAR AND DISTRICT – JALPAIGURI . - 735221 PH :9932049347 9932049382 7478004430 7477785203.
HALDIA	KALYANI	2816. ONE AUTO PVT. LTD. (614-01-), JL NO.3, MOUZA-JAGADIPOTA, P.S:SONARPUR, KHEYADAAH NO.2, GRAM PANCHAYAT, DISTT. SOUTH 24 PARGANAS. - 700099 PH :8584870725.	MALDA
2795. BHANDARI AUTOMOBILES PVT LTD (G701-04-), BALGHASIPUR, BHABANIPUR, PURBA MEDIANPUR, HALDIA - 721657 PH :8016082344, 9233502421.	2804. STARBURST MOTORS PVT LTD (J01-01-), KALYANI INDUSTRIAL GROWTH CENTRE, PHASE-III, A-5 (OPP. U I C UDYOG, NEAR: J I S COLLEGE), KALYANI. - 741234 PH :8584040215, 8336933447.	2817. DEWAR'S GARAGE (605-03-), P-27/2, TARATALA ROAD, KOLKATA - 700088 PH :8584015293.	2826. J K WHEELS PVT. LTD. (L801-01-), GABGACHHI, N.H. 34, MALDA, - 732103 PH :9851520855 , 9735003949.
HOWRAH	KHARAGPUR	2818. SANEI MOTORS PVT LTD (612-02-), 235, HATVARA ROAD, SITALATALA, BAGUIATI, KOLKATA, WEST BENGAL - 700059 PH :8584050184.	MATHABHANGA
2796. BHANDARI AUTOMOBILES PVT LTD (X701-01-), BANKRA THANA,DOMJUR,HOWRAH - 711403 PH :9674735304.	2805. BHANDARI AUTOMOBILES PVT LTD (G701-01-), BHANDARI BUILDING, JHAPATAPUR, KHARAGPUR, WEST BENGAL - 721301 PH :755537.	2819. OSL MOTOCORP PVT LTD (616-01-), 49 DEBENDRA CHANDRA DEY ROAD, LANE BESIDE SILVER SPRING CLUB, E.M. BYE-PASS, KOLKATA - 700015 PH :8336996355 8697982283.	2827. BEEKAY AUTO PVT LTD (BOF1-01-), SITAKULCHI ROAD, WARD NO.9,MATHABHANGA, DISTRICT – COOCHBEHAR. - 736146 PH :7477785202 9932049347 9932049382 7478004430.
2797. PREMIER CARWORLD PVT. LTD. (611-02-), MOUZA – PRASASTHA, P.S. – DOMJUR, UNDER MOHIARI 2 NO. GRAM PANCHAYAT, ANKURHATI, HOWRAH, WEST BENGAL. - 711302 PH :8420122402.	2806. PODDAR CARWORLD (G702-01-), RS DAG NO - 147, RS KHATIAN NO 7, MOUZA - MOBARAKCHAK, JL NO-210, PS - KHARAGPUR - 721301 PH :9831348626.	KHATRA	MOHANPUR
JALPAIGURI	KHATRA	2807. BHANDARI AUTOMOBILES PVT LTD (BG21-01-), VILLAGE - SENAPATI, P.O & P.S - KHATRA, MOUZA-SENAPATI, JL NO.189, KHATIAN NO.659, PLOT NO.33/34, DISTT. BANKURA, WEST BENGAL. - 722140 PH :9933055539.	2828. BHANDARI AUTOMOBILES PVT LTD (CIV1-01-), VILLAGE-NAYGAON, P.O.-PAROI, P.S. -MOHANPUR, MOUZA - NAYGAON, JL NO.395, KHATIAN NO.175/1, PLOT NO.895, DISTT. -PASCHIM MIDNAPUR,W.BENGAL. - 721436 PH :9933055539.
2798. PODDAR CAR WORLD PVT. LTD. (XY01-01-), COLLEGE PARA, SIRISHTALA, NEAR ASSAM MORE, JALPAIGURI, WEST BENGAL. - 735101 PH :8945533002.	KOLKATA	2808. MACHINO TECHNO SALES LTD. (601-02-), 48 A, TARATALA ROAD, KOLKATA - 700066 PH :9073330177.	NAIHATI
JAYGAON	2809. DEWAR'S GARAGE (605-01-), (PROP. DELTA INTERNATIONAL LTD.), 14 BRITISH INDIAN STREET, CALCUTTA - 700069 PH :8584015205.	2810. MACHINO TECHNO SALES LTD. (601-01-), 21/1 DARGA ROAD, (PARK CIRCUS), CALCUTTA - 700017 PH :9073330178.	2829. PREMIER CARWORLD PVT. LTD. (YD01-01-), P.O. BHATPARA, GRAM-MUKTARTPUR, P.S. - JAGATDAL, DIST-24 PGS (N), NAIHATI (WB) - 743123 PH :8017008824.
2799. SEVOKE MOTORS PVT. LTD. (CHS1-01-), HOUSE NO.43, WARD NO.11/22, N.S ROAD DARGAON, P.S - JAYGAON, DISTT. ALIPURDUAR, WEST BENGAL - 736182 PH :9433825851.	KOLKATA	2811. PREMIER CARWORLD PVT. LTD. (611-01-), AGARPARA JUTE MILL, 28-B.T.ROAD, P.O.-KAMARHATI, DISTT.-KOLKATA - 700058 PH :8697730344.	NAKASHIPARA
JHARGRAM	2812. BHANDARI AUTOMOBILES PVT LTD (609-01-), BUDGE BUDGE TRUNK ROAD, NEW GOPALPUR, SARKARPOOL, MAHESHTALA, DISTT. SOUTH 24 PARGANAS, WEST BENGAL - 700143 PH :9674476000.	2813. DEWAR'S GARAGE (605-01-), P-27/2, TARATALA ROAD, KOLKATA - 700088 PH :8584015293.	2830. BHANDARI AUTOMOBILES PVT LTD (BMJ1-01-), L R DAG NO. 7271, UNDER L R KHATIAN NO. 6734, MOUZA - DEBAGRAM, J L NO. 60, POLICE STATION - KALIGANJ, BLOCK - KALIGANJ, NAKASHIPARA, DIST.-NADIA, WEST BENGAL. - 741138 PH :9163314418.
2800. BHANDARI AUTOMOBILES PVT LTD (BUG1-01-), DAG NO.383, KHATAN NO. JL.396, WARD NO.11, RAJBATI CAMPUS, JHARGRAM, WEST BENGAL - 721507 PH :8016087297, 9933055539.	KADAMBAGACHI	2814. SANEI MOTORS PVT. LTD. (612-01-), 16/2 CANAL EAST ROAD, NEAR MANIKTALA POLICE STATION,KOLKATA - 700067 PH :8584050184.	NAXALBARI
2801. STARBURST MOTORS PVT LTD (BXJ1-04-), MOUZA -PURBA ICHAPUR, J L NO. 111, RESU NO.131, DAG NO. 395, KHATIAN NO. L R 754, KADAMBAGACHI, P.S. - BARASAT, DISTT-NORTH 24 PARGANAS, WEST BENGAL. - 700125 PH :8336933410.	KALIMPONG	2815. ONE AUTO PVT. LTD. (614-02-), 62 EAST TOPSIA ROAD, P.S. TIJAJALA, ARUPOTA, KOLKATA , WEST BENGAL - 700105 PH :8584878802.	

2831. BEEKAY AUTO PVT LTD (CSJ1-01-), MOUZA – GENI, KHATIAN NO.275, PARGANA-HATIGHISHA, P.S. NAXALBARI, DISTT. DARJEELING, WEST BENGAL - 734429
PH :9932049347
9932049382
7478004430
9563370099.

PANCHLA

2832. BHANDARI AUTOMOBILES PVT. LTD. (BP11-01-), L.R DAG NO 3274, UNDER LR KHATIAN NO 3044, MOUZA-MALLICKBAGAN, JL. NO-7, POLICE STATION – PANCHLA, DIST- HOWRAH - 711310
PH :9073664926.

PANDUA

2833. BHANDARI AUTOMOBILES PVT LTD (BOS1-01-), GT ROAD, PANDUA, NEAR KAKOLI CINEMA HALL, OPP. POWER HOUSE, HOOGLY, WEST BENGAL - 712149
PH :9073912566.

PANSKURA

2834. BHANDARI AUTOMOBILES PVT LTD (BPS1-01-), MOUZA – PASCHIM NEKRA, JL NO.98, LR NO.1154, LR NO.1156, PANSKURA, WEST BENGAL - 721139
PH :9933055539.

PURULIA

2835. SAINATH AUTOLINKS PVT. LTD. (4402-02-), PO. LAKDA, VILLAGE-DADKA , ON RANGCHI ROAD, PURULIA - 723149
PH :9647444888
8927895511.

RAGHUNATHPUR

2836. BEEKAY AUTO PVT LTD (CKZ1-01-), MOUZA – BUNDLA, J.L. NO. 197, PLOT NO. 2656, KHATIAN NO. LR 207, P.O. – RAGHUNATHPUR, P.S. – RAGHUNATHPUR, DISTRICT – PURULIA. - 723133
PH :9932049425,
9932049435.

RAIGANJ

2837. J K WHEELS PVT. LTD. (BN02-01-), JL NO. 150, KHATIAN NO. 168/3 & 168/4, PLOT NO. 4158., P.S. – RAIGANJ, MUNICIPALITY – RAIGANJ, WARD NO. 11, HOLDING NO. 577/N, MOUZA – RAIGANJ, DISTRICT – UTTAR DINAJPUR, - 733134
PH :9735008842.

RAJARHAT - KOLKATA

2838. STARBURST MOTORS PVT LTD (BXJ1-05-), R.S & L.R. DAG NO. 3434, MOUZA- GOPALPUR, JL NO. -02, RS NO. -140, LR KHATIAN NO. -5638, NEW TOWN, RAJARHAT - 700136
PH :9681080301.

RANAGHAT

2839. STARBURST MOTORS PVT LTD (BBW1-01-), THANA: GANGNAPUR, ADSR OFFICE, 151 NO.MOUZA PATULI, PLOT NO.309, RANAGHAT, DISTT: NADIA - 741256
PH :8145821191, 8584404215.

RUPNARAYANPUR

2840. BEEKAY AUTO PVT LTD (BWS1-01-), P.S. – SALANOUR, UNDER MOUZA – JEMARI, J.L. NO. 32, PLOT NO. 343-344, KHATIAN NO. 933, RUPNARAYANPUR, PASCHIM BARDHAMAN DISTRICT, WEST BENGAL. - 713335
PH :9932049425,
9932049435.

SABANG

2841. BHANDARI AUTOMOBILES PVT LTD (CCL1-01-), VILLAGE - PAIKAN DAKSHINBARH, P.O. - DHANSWARPUR & P.S. - PINGLA, DIST. -PASCHIM MIDNAPORE, SABANG - 721 166, WEST BENGAL. - 721166
PH :9933055539.

SEORI

2842. BEEKAY AUTO PVT LTD (F601-02-), RAMBADANPUR, NEAR SP MORE, DIST-BIRBHUM, SEORI - 731101
PH :9932049425,
9932049406.

SHYAMPUR

2843. SANEI MOTORS PVT LTD (CAW1-01-), VILLAGE + P.O – GOBINDAPUR, P.S. – SHYAMPUR, DISTRICT – HOWRAH, WEST BENGAL. - 711314
PH :8584050184.

SILIGURI

2844. BEEKAY AUTO PVT LTD (4301-01-), NH-31, P.O. MATTIGARA,SILIGURI. - 734428
PH :9932049347
9932049382
7478004430.

2845. BEEKAY AUTO PVT LTD (4301-04-), AMAI DIGHI, PHOOL BARI,STATE HIGHWAY -12, SILIGURI - 734001
PH :9932049347
9932049380.

2846. SEVOKE MOTORS PVT. LTD. (4302-01-), 233, SEVOKE ROAD,2ND MILE, SILIGURI - 734001
PH :9706010366.

2847. PODDAR CAR WORLD PVT LTD (XY01-02-), VILL. EAST DHANTALLA, FULBARI II G.P.,P.O SATELLITE TOWNSHIP, DIST- JALPAIGURI - 734015
PH :8945533002.

SONADA

2848. SEVOK (SDX1-01-), RATO MATEY DARA, NEAR PETROL PUMP,P.O- SONADA, WEST BENGAL PIN - 734209 - 734209
PH :980069144.

SONAMUKHI

2849. BHANDARI AUTOMOBILES PVT LTD (CAU1-01-), J.L NO. 77, KHATIAN NO. 360, PLOT NO. 114/287, SONAMUKHI BISHNUPUR ROAD, VILLAGE - CHURAMANIPUR, P.O. & P.S. - SONAMUKHI, WEST BENGAL. - 722207
PH :9933055539.

SREERAMPURE (SREERAMPUR)

2850. BHANDARI AUTOMOBILES PVT LTD (BBT1-01-), BANGIHATI (MADPUR) DELHI ROAD, SREERAMPUR, DISTT: HOOGHLY, WB - 712203
PH :66137505, 66137585, 9674741544.

TAMLUK

2851. BHANDARI AUTOMOBILES PVT LTD (OL01-01-), MOUZA PADUMBASAN, WARD NO 10, JL NO:144, DISTT: EAST MIDNAPUR, WEST BENGAL - 721636
PH :9933055539.

TARAKESHWAR

2852. SANEI MOTORS PVT. LTD. (YH01-01-), MOUZA BAIDYAPUR, UNDER BALIGORI(1), GRAM PANCHAYET, TARAKESHWAR, DISTT. HOOGLY, WEST BENGAL. - 712410
PH :8584050184.

TOOFANGANJ

2853. PODDAR CAR (SDG1-01-), POWER HOUSE PARA, PO ANDARANFULBARI (WEST), TUFANGANJ, COOCHBEHAR, PIN-736159, WEST BENGAL - 736159
PH :8945533002.

UDAYNARAYANPUR

2854. BHANDARI AUTOMOBILES PVT LTD (BOO1-01-), VILLAGE-JANGALPARA BELGRAM, PS- UDAYNARAYANPUR, DIST- HOWRAH, WEST BENGAL. - 711226
PH :9073664902.

ULUBERIA

2855. BHANDARI AUTOMOBILES PVT LTD (2401-01-), HOLDING 1242A, BANITABLA, P.O+P.S: ULUBERIA, NH-6, DISTT: HOWRAH, WEST BENGAL - 711316
PH :8335052335.

ANDHRA PRADESH

ANANTHAPUR

1. SRI DURGA (1BNA-01), NO.124, SOMALADODDI, ANANTHAPUR, ANDRA PRADESH - 515004
PH :9885183851.

GUNTUR

2. JAYLAXMI (G5NA-01), D-NO-199/2, OPP.AUTONAGAR, NH 16, VJA - GNT SERVICE ROAD, GUNTUR, ANDHRA PRADESH - 522001
PH :9959844644.

NELLORE

3. BHARGAVI AUTO (A8NA-01), SURVEY NO 245B, CHEMUDUGUNTA VILLAGE, NH-16, ADJACENT TO SRIDS KALYANA MANDAPAM, NELLORE, ANDHRA PRADESH - 524002
PH :8886682222.

ONGOLE

4. JAYALAXMI (8YNA-01), SURVEY NO-194/2, BESIDE NH 5, MUKTHINUTHALAPADU, ONGOLE, ANDHRA PRADESH - 523225 - 523225
PH :9492133433.

RAJAHMUNDRY

5. SB MOTORS (C5NA-01), D.NO:84-1-12, PADMAVATI NAGAR, BESIDE ONGC BASE COMPLEX, NH-45, RAJAHMUNDRY, ANDRAPRADESH-533106. - 533016
PH :9248727888.

SRIKAKULAM

6. VARUN MOTORS (W6NA-01), PEDDAPADU ROAD, ARASAVALLI POST, SRIKAKULAM DISTRICT, ANDHRA PRADESH - 532401
PH :9885317344.

VIJAYAWADA

7. VARUN MOTORS (26NA-26-01), OPP TO PRIYA PICKLES, BANDAR ROAD, PORANKI, VIJAYAWADA, ANDRAPRADESH-521137. - 521137
PH :8309955655.
8. PARAMSHIVA MOTORS (26NB-26-01), NO. 20-1-34, C K REDDY ROAD, AYODHYA NAGAR, VIJAYAWADA, ANDRAPRADESH- 520003. - 520003
PH:9866551078.

ASSAM

BONGAIGAON

9. BHARATI MOTORS (7NNA-01), CHAPAGURI RD, NEAR POST OFFICE, NORTH BONGAIGAON, AMGURI, BONGAIGAON, ASSAM 783380 - 783380
PH :7002350887.

DIBRUGARH

10. VISHAL CAR WORLD (C1NA-01), MOHPUALIMORA GOHAIN GAON, A.T ROAD, DIBRUGARH, ASSAM - 786008
PH :8009000008.

GUWAHATI

11. PODDAR AUTO (09NA-01), AT ROAD ,KAMAKHYA GATE ,GUWAHATI ,KAMRUP-781009 - 781009
PH :8095957586.
12. BIMAL AUTO (09NB-01), DREAMLAND APPARTMENT NAHRANI PATH, DISPUR LAST GATE, GUWAHATI - 781006 (ASSAM)
PH :9864074525.

JORHAT

13. RD MOTOR (G9NB-01), M/S R D MOTORS PVT LTD , DHAPKATA, NEAR TINALI, JORHAT -785006 - 785006
PH :7002099547.

SILCHAR

14. JAIN UDHYOG (J2NA-01), R.S. PATTA NO.149, DAG NO.579, MOUZA RONGPUR, SILCHAR, ASSAM - 788009
PH :9436121557.

TEZPUR

15. RD MOTOR (T1NA-01), SOLAGAN VILLAGE , GOROMARI , SONABEEL, BEFORE MAA KALYANI PETROL PUMP, TEZPUR -784105
PH :9836872710.

TINSUKIA

16. VISHAL CAR WORLD (J4NA-01), NEXA SHOWROOM (BESIDE VISHAL BIKER'S WORLD),A.T. ROAD, LAIPULI, TINSUKIA, ASSAM -786183
PH :9864211022.

BIHAR

PATNA

17. ANLANKAR AUTO SALES AND SERVICE (15NA-15-01), 70 FEET, BYEPASS ROAD, SARISTABAD, PATNA - 800020
PH :9262899356.
18. REESHAV AUTOMOBILES (15NB-15-01), MUKDUMPUR,DIGHA,90 NO GATE, PATNA - 800012
PH :7369944132.
19. SHREEGOPAL AUTO (15NC-15-01), BHIKACHAK, ANISABAD, NEW BYEPSS ROAD, OPP. SITA RAM PATH, PATNA - 800002
PH :9262853333.

PURNEA

20. SEEMANCHAL MOTORS (6VNA-01), DAMKA CHOWK,KISHANGANJ ROAD, NH-31,GUALBBAGH,PURNEA,BIHAR - 854326
PH :9334710055.

CHANDIGARH

CHANDIGARH

21. AUTOPACE (FEB) (07NA-01), PLOT NO. 37, INDUSTRIAL AREA - PHASE 1, CHANDIGARH - 160002
PH :7087119796.
22. AUTOVOQUE PVT LTD (07NC-02), PLOT NO 29/4, INDUSTRIAL AREA PHASE 2, CHANDIGARH - 160002
PH :8725099835.
23. NAVDESH AUTO (07NE-01), PLOT NO 182/11, INDUSTRIAL AREA PHASE 1, CHANDIGARH - 160002
PH :8827057534.

CHHATTISGARH

AMBIKAPUR

24. MAHAMAYA (AENA-01), AJAB NAGAR,MAHATHMA GANDHI ROAD,AMBIKAPUR - 497001
PH :9516609632.

BILASPUR

25. SATYA AUTOMOBILES (C3NB-01), PLOT NO 53, SECTOR C, SIRGITTI INDUSTRIAL AREA, BILASPUR, CHHATTISGARH - 495001
PH :6372803057.

RAIPUR

26. SPARSH (50NA-50-01), NEAR TCI GODOWN, NH-6, CHANDANDHI, TATIBANDH, RAIPUR, CHHATTISGARH - 492029
PH :9926626662.
27. SKY AUTOMOBILES (50NB-50-01), NEXA MAGNETO, LABHANDHI ,G. E. ROAD, RAIPUR

DELHI

28. RANA MOTORS (08NE-01), B-242, OKHLA INDUSTRIAL AREA PHASE 1, OKHLA, NEW DELHI
29. TR SAWHNEY (08NN-01), C-46, OKHLA INDUSTRIAL AREA PHASE 2, OKHLA NEW DELHI
PH :9953350008.
30. PLATINUM MOTORS (08NQ-01), PLOT NO-H4,BLOCK-B1,MOHAN CO-OPERATIVE INDEX,MATHURA ROAD,PIN-110044 - 110044
31. MAGIC AUTO (08NA-01), CISF GATE NO 1, D-21, CORPORATE PARK, NEAR DWARKA SEC-8 METRO STATION, NEW DELHI - 110075
PH :9873052000.
32. AAA VEHICLAEDES (08NW-01), BLOCK C, NAJAFGARH ROAD INDUSTRIAL AREA, NEW DELHI, DELHI 110015 - 110015
PH :8750611111.
33. COMPETENT AUTO (08NF-01), PLOT NO-34,RAJASTHAN UDYOG NAGAR, GT AKRNAL ROAD ,DELHI - 110033
PH :9932049425.

34. JAGMOHAN MOTORS (08NX-01), C133-136(PART, PHASE I, INDUSTRIAL AREA, MANGOLPURI S BLOCK, NEW DELHI, DELHI 110083 - 110083
PH :9812259000.

GOA

MARGAON (GOA)

35. CHOWGULE INDUSTRIES (34NB-34-01), SY. NO. 267/1, NEXT TO ARLEM RTO, ARLEM, RAIA, SALCETE - (GOA) - 403720. - 403720
PH :9850966950.

PORVORIM(PANJIM)

36. SAI SERVICE (34NA-34-01), EMPRESSA INDUSTRIAL CHODANKAR, SURVEY NO. 114/2, SALVADOR DO MUNDO, PORVORIM, BARADEX, GOA - 403521

GUJARAT

AHEMADABAD

37. STAR LINE CARS (01NE-01), PLOT NO 236, GIDC, NARODA, AHMEDABAD, GUJARAT. 382 330 - 382330
PH :7436003235.
38. PEGASUS (01NG-01), PLOT NO 9, OPP RABARI COLONY BRTS STOP, CTM, NAROL - NARODA HIGHWAY, NH-8, AHMEDABAD, GUJARAT. - 380026
PH :9909023000.
39. POPULAR WHEELERS (01NC-01), T P 20, F P 78, OPPOSITE SUN SQUARE COMPLEX OFF, C G ROAD, NEAR HI COLLEGE, NAVRANGPURA GULBAI TEKRA, AHMEDABAD, GUJARAT - 380009
PH :9925203344.

ANAND

40. AMAR CARS (F7NA-01), SURVEY NO 1583, PLOT NO 144, NEAR GANESH CROSSING, ANAND SOJITRA ROAD, ANAND, GUJARAT - 388001
PH :9925407666.

BHARUCH

41. RAVIRATNA (F8NA-01), SURVEY NO 185/3, NH8, ZARDESHWAR, BHARUCH, GUJARAT. - 392001
PH :9727700823.

BHUJ

42. KD MOTORS (P5NA-01), 33, UMA PARK, BEHIND MARUTI SUZUKI SHOWROOM, MIRZAPAR HIGHWAY, BHUJ - 370040
PH :9879898799.

GANDHIDHAM

43. BM AUTO LINK (77NA-77-01), SURVEY NO 129/26, GALPADAR - ANJAR HIGHWAY, AIRPORT ROAD, GANDHIDHAM, KUTCH , GUJARAT - 370201
PH :7211120014.

GANDHINAGAR

44. NANDA AUTOMOBILES (2BNA-01), BLOCK NO 403, NR SANGATH GATEWAY, OPP RAISAN PETROL PUMP, KUDASAN, GANDHINAGAR, GUJARAT. - 382421
PH :9687641974.

GODHRA

45. RB CARS (2CNA-01), SURVEY NO. 38/2 PAIKE 1 PAIKE 2, LUNAWADA ROAD, OPP. GIDC, GODHRA - 389001 - 389001
PH :9925051444.

JUNAGARH

46. PERFECT AUTO SERVICES (K8NA-01), GIDC 2, RAJKOT HIGHWAY, JUNAGARH - 362037
PH :9909022619.

MEHASANA

47. STAR LINE CARS (D1NA-01), REVENUE SURVEY NO. 342, PLOT NO.1, 4, 5 AND 6 TO 12, VILLAGE NAGALPUR, DISTRICT MEHSANA, GUJARAT - 384002

PATAN

48. STARINE CARS (Q9NA-01), ADJACENT ARENA SET UP, PATAN UNJHA ROAD, PATAN (GUJARAT) - 382465 - 382465
PH:9909043244.

RAJKOT

49. PERFECT AUTO SERVICES (55NB-55-01), PLOT NO. 110, 111, 127 & 128, KOTHARIYA, NEAR PERFECT HOUSE, GONDAL ROAD, RAJKOT - 360004
PH :9512035501.

SURAT

50. KIRAN MOTORS (40NB-40-01), BLOCK NO 443, FP NO 26 MOJE PALGAM, ADAJAN, SURAT, GUJRAT -395009 - 395009
PH :7020569426.
51. AMAR CARS (40ND-40-01), SURVEY NO 139,BLOCK NO-218VA,OPPOSITE TO AWADH ARENA MALL,V.I.P ROAD ,BHARTHAMA,SURAT,GUJRAT - 395007
PH :9871389795.

SURENDRANAGAR

52. DREAM VEHICLES (LCNA-01), PLOT NO. 302, GIDC AREA, WADHWAN CITY, SURENDRANAGAR, GUJARAT. - 363035
PH :8511104644.

VADODARA

53. KATARIA AUTO (22NA-22-01), WARD NO 11 CIRCLE SAINATH ROAD, HARINAGAR-VASNA ROAD VADODARA - 390007
PH :9824701590.

VAPI

54. KATARIA AUTO (97NA-97-01), NEAR CROMA OUTLET, RATHOD CHAMBERS, DAMAN ROAD,CHALA VAPI - 396191
PH :9714799985.

HARYANA**AMBALA**

55. EAKANSH WHEELS (18NA-18-01), AMBALA-CHANDIGARH HIGHWAY ADJOINING AAJ SAMAJ VILLAGE-SADDOPUR, AMBALA PH :8395903111.

BHIWANI

56. PASCO AUTOMOBILES (X3NA-01), NEAR HUNNAMAL PIAYU, ROHTAK ROAD, BHIWANI-HARYANA-127021 - 127021
PH :9289192582.

FARIDABAD

57. PASCO AUTOMOBILES (58NB-58-01), 14/4, MATHURA ROAD, FARIDABAD, HARYANA - 121003
PH :9999790229.
58. BVA AUTO (58NC-58-01), 2J/53-54, NH-2, NIT FARIDABAD, HARYANA
PH :9911259288.
59. VIPUL MOTORS (58NA-58-01), SUB DIVISION NO-3, INDUSTRIAL PLOT NO. -34, N.I.T, FARIDABAD HARYANA - 121001
PH :8562019252.

GURGAON

60. PREM MOTORS (95ND-95-01), PLOT NO. 5, IDC, SECTOR-16, GURGAON, HARYANA - 122001
PH :1292565666.
61. TR SAWHNEY (95NB-95-01), CRPF CAMP ROAD, VILLAGE ULLAWAS, NR. PIONEER PARK SECTOR-62, GURGAON, HARYANA - 122001
PH :1274254441.

HISAR

62. SARAOGI AUTOMOBILES (76NB 1-76-01), PLOT NO. 180, SECTOR 27-28, INDUSTRIAL AREA HISAR - 125001

KAITHAL

63. EAKANSH MOTORS (U8NA-01), NH-65, OPP RKM FARM, AMBALA ROAD, KAITHAL - 136027
64. EAKANSH MOTORS (U8NA-02), KHEWAT NO -458, KHATONI - 563, KITTAS - 20/87K 01M ADJOINING NEXA SHOWROOM, AMBALA HISAR ROAD, KAITHAL - 136027
PH :8813038777.

KARNAL

65. KARNAL MOTORS (89NA-89-01), 118-119 KM MILESTONE, G.T. ROAD, KARNAL, HARYANA - 132001

PANIPAT

66. AUTO GALLERY (D3NB-01), NANGAL KHERI, NEAR BBMB POWER HOUSE, OPP. SEC-29, PANIPAT, HARYANA - 132103
PH :9812615000.

REWARI

67. DINGCO MOTORS (U1NA-01), OPP. TULARAM STADIUM, DELHI ROAD, REWARI - 123401

ROHTAK

68. JAGMOHAN MOTORS (A6NA-01), NORTHERN BYEPASS, SUKHPURA CHOWK, JIND ROAD, ROHTAK, HARYANA
PH :8754045446.

SIRSA

69. SHAKTI MOTORS (E4NA-01), OPP. DELHI PUBLIC SCHOOL, NH-09, HISSAR ROAD, SIRSA - 125055

SONIPAT

70. JAGMOHAN AUTOMOBILES (J5NB-01), SONIPAT MURTHAL ROAD NEAR ASR CNG PUMP - 131001

KANGRA

71. KANGRA VEHICLELEADS (D9NA-01), VPO-HATWAS, NAGROTA BAGWAN, DISTRICT-KANGRA, HIMACHAL PRADESH - 176047
PH :7018145653.

HIMACHAL**JAMMU & KASHMIR****JAMMU**

72. JAMKASH VEHICLES (33NB-33-01), NH-1A BYE PASS OPPOSITE CHANNI HIMMAT, JAMMU (J&K)
73. JAMMU MOTORS (33ND-33-01), KHASRA NO. 42.1, TOPE SHERKHANIA, AKHNOOR ROAD, OPPOSITE BEST PRICE, JAMMU, JAMMU & KASHMIR - 180016

SRINAGAR

74. PEAKS AUTO (12NA-12-01), DR. ALI JAN ROAD, SOURA, SRINAGAR PIN - 190011 - 190011
PH :7006285604.

JHARKHAND**BOKARO**

75. HINDUSTAN AUTO AGENCY (B5NA-01), KHATA NO. 752, PLOT NO. 7792, NH-32, CHAS, BOKARO. - 827013
PH :9304807318.

DEOGHAR

76. PREMSONS (SGWN-01), PLOT NO 318/319 UNDER THANA NO 583,MAHESHVARA MOUJA ,DEOGHAR - 814112
PH :9835507004.

DHANBAD

77. RELIABLE (52NA-52-01), RELIABLE INDUSTRIES NEXA WORKSHOP AMAGHATA ,BY PASS ROAD SUGADIH,PIN -828109 - 828109
PH :7992470853.

HAZARIBAGH

78. PREMSONS (Y9NA-01), PREMSON MOTOR UDYOG PVT LTD ,NEXA SHOWROOM NEXT TO CST OFFICE ARYA NAGAR,HURHURU,HAZARIBAGH ,JHARKHAND 825301 - 825301
PH :9835507004.

JAMSHEDPUR

79. MOTOR WORLD (31NB-31-01), NS-6, 2ND PHASE, ADITYAPUR INDUSTRIAL AREA, JAMSHEDPUR - 831013
80. PEBCO MOTORS (31NA-31-01), KANDRA ROAD, ADITYAPUR INDUSTRIAL AREA, JAMSHEDPUR - 831013
PH :9334183260.

RANCHI

81. SUDHA MOTORS (51NB-51-01), KATHALMORE, OPP. MANER DHABA, RANCHI - 834005
82. PREMSONS (51NC-51-01), PLOT NO 2651/2652, KHATA NO 239, MAUJA, VILLAGE BARAGAJ , BARIATU MAIN ROAD, RANCHI, JHARKHAND - 834009
PH :9334811248.

KARNATAKA**BANGALORE**

83. MANDOVI MOTORS (02NJ-01), SURVEY NO.33/2,ALLALASANDRA, YELAHANKA NORTH, BANGALORE, KARNATAKA - 560064
PH :9513729888.
84. KALYANI MOTORS (02NI-01), SURVEY NO.17/2, KENCHEENAHALLI VILLAGE, RAJARAJESHWARI NAGAR, MYSORE ROAD,BANGALORE, KARNATAKA - 560032
PH :9845049626.
85. SURAKSHAA CAR CARE (02NF-01), 2/6, BERTEN AGRAHARA, OPP TO METRO CASH & CARRY, HOSUR MAIN ROAD, ELECTRONIC CITY, BANGALORE, KARNATAKA - 560100
PH :9845047393.
86. PRATHAM MOTORS (02NK-01), 120.SARJAPUR MAIN ROAD,DODDAKANAHALLI, VARTHUR HOBLI, BANGALORE EAST, KARNATAKA-560035 - 560035
PH :8884000579.
87. VARUN MOTORS (02NG-01), NO.23/A, INDUSTRIAL SUBURB, 2ND STAGE, TUMKUR ROAD,YESHWANTPUR, BANGALORE, KARNATAKA- 560022 - 560022
PH :8971888885.
88. VARUN MOTORS (02NM-01), 37/56 NAGAVARA VILLAGE,HEBBAL RING ROAD ,BANGALORE - 560024
PH :9513394753.

Nexa Network (AS ON 31.10.2023)

89.	KALYANI MOTORS (02NN-01), 152/7, OUTER RING ROAD, DODDA BANASWADI, HORAMAVU, KR PURAM HOBALI, BANGALORE -560043. - 560043 PH :990020454.	100.	KALYANI MOTORS PVT LTD (25NC-01), KALYANI MOTORS PVT LTD - 570016	110.	PATEL MOTORS (53NA-53-01), 1105/1528/5/2, MIN-1 AND 1105/1528/4/5, GRAM: KHAJRANA, DISTRICT: INDORE, KANADIA ROAD, INDORE (M.P.) - 452016 PH :7771002581.	120.	AUTOMOTIVE MANUFACTURER LTD (21NB-21-01), PLOT NO :- L- 3 / 1 , BETWEEN GARWARE & WOCKHARDT LTD, JALGAON ROAD, MIDC CHIKALTHANA,AURANGABAD PIN : - 431006, MAHARASHTRA - 431006 PH :9970499273.
90.	BIMAL AUTO AGENCY INDIA PVT LTD (02NL-01), NO 1, 3 RD BLOCK, 2ND STAGE, NAGARBHAVI, OUTER RING ROAD, BANGALORE - 560072	101.	SHRUTI MOTORS (B7NA-01), 217/215/91/79/1, OPP TO FOREST OFFICE, SHANTI NAAGARA, HONNALI ROAD, SHIMOGA,KARNATAKA - 577201 PH :989596666.	111.	OCEAN MOTORS (53NB-53-01), BICHOLI MARDANA NEAR SAMPATH PALACE OPP HOTEL PRIDE - 452001	121.	PAGARIYA AUTO (21NA-21-01), OPP AIRPORT, NEXT TO INDIAN OIL PETROL PUMP, JALNA ROAD, AURANGABAD, MAHARASHTRA - 431006 PH :8888859502.
91.	BIMAL AUTO AGECEY INDIA PVT LTD (02NC-01), SY.NO.9/04, NEAR KATAMANALLUR GATE, KANNAMANGALA, KADUGODI MAIN ROAD, SANNATAMMANAHALLI, BENGALURU, KARNATAKA - 560067 PH :9742289137.	KERELA		112.	RANA MOTORS (53ND-53-01), LASUDIA MORI, DEWAS NAKA, INDORE, PIN CODE 452010 - 452010 PH :9933055539.	BARAMATI	
BELGAUM		102.	AM MOTORS (47NA-47-01), 18/1472, OPP TO COMTRUST EYE HOSPITAL SRAMBIKKAL PARAMBA,MINI BYPASS JAIL ROAD JUNCTION,PUTHIYARA POST,CALICUT, KERELA-673004 - 673004 PH :7708833966.	113.	RUKMANI (53NC-53-01), RUKMANI MOTORS NEXA SERVICE,FOOTHI OTHI SQUARE,OPP.DASTOOR GARDEN,INDORE - 452002 PH :9755512100.	122.	MAHALAXMI AUTO (7RNA-01), BHIGWAN ROAD, SHIV NAGAR, BARAMATI (MAHARASHTRA) PH :9850994014.
92.	SHANTESHA MOTORS (E8NA-01), PLOT NO. 6/B, R.S NO. 34, BOUXIDE ROAD, KANGRALI B K, BELGAUM, KARNATAKA-590010. - 590010 PH :9538195381.	103.	POPULAR VEHICLES (47NB-47-01), BYPASS THONDAYADU, BEHIND JAYA ARCADE, THONDAYADU, CALICUT, KERALA - 673017 PH :9946104660.	JABALPUR		CHANDRAPUR	
BIJAPUR		COCHIN		114.	STANDARD MOTORS (54NC-54-01), KHARSA NO-529/1/11 ,NEAR TRIPURI CHOWK GARHA JABALPUR M. P. - 482003 PH :9773543358.	123.	BARBATE AUTO (H3NA-01), PLOT NO 15-18, OUT OF SURVEY NO 14/4, 15/5, MAUZA BADOLI, NAGPUR CHANDRAPUR HIGHWAY, CHANDRAPUR, MAHARASHTRA - 440025 PH :8380887666.
93.	CHAVAN MOTORS (KTK) PRIVATE LIMITED (T7NA-D1), #262, RANE MADRAS ROAD RING ROAD, NEAR SESHADRIPURAM COLLEGE HEBBAL, MYSORE - 586109 PH :8799957100.	104.	INDUS MOTOR (27NC-27-01), NH 47,THAIKATTUKARA PO,THAIKAVU, ALUVA, COCHIN - 683106 - 683106 PH :9747508822.	SAGAR		JALGAON	
DAVANGERE		105.	SAI SERVICE (27NA-27-01), 7237/6,18,OPP TO HOTEL AARYAS, SEAPORT-AIRPORT, POOJARY VALAVU, KANAYANNOOR TALUK, THIRRAKKARA NORTH, COCHIN-682021. - 682021 PH :9645106193.	115.	ADINATH CARS (G1NA-01), KHASRA NO 155, P H NO -77, BAHERIA GADGAD, SAGAR JABALPUR ROAD, SAGAR - 470004, MADHYA PRADESH, INDIA - 470004 PH :9752447690.	KHARGHAR	
94.	SHRUTI MOTORS (S1NA-01), #323/1A, OLD PB ROAD AVARANGERE, DAVANGERE - 577003	KAYAMKULAM		SATNA		MAHARASHTRA	
HASSAN		106.	SAI SERVICE (8LNA-01), S.NO 111/48, KP ROAD, KAYAMKULAM, KERALA - 690502 PH :9288024222.	116.	CITY CARS (D7NA-01), BEHIND NEXA SHOWROOM, 666/2, AMOUDHA, PANNA ROAD, SATNA, MADHYA PRADESH - 485001 PH :6262230999.	KOLHAPUR	
HUBLI		KOLLAM		UJJAIN		MUMBAI	
96.	LEKHYA MOTORS (73NA-73-01), OPP TO APMC 2ND GATE, ESHWAR NAGAR, HUBLI-DHARWAD ROAD, HUBLI-580025. - 580025 PH :9513777265.	107.	SARATHY AUTOCARS (C7NA-01), NH-47 BYE PASS ROAD, AYATHIL P O KOLLAM DIST, KERALA STATE PIN 691021 - 691021 PH :9848659456.	117.	RUKMARANI (YUG) (3WNA-01), 59/1, DEWAS ROAD, ADARSH NAGAR, NAGZIRI, UJJAIN - 456664 PH :9755512100.	AHMEDNAGAR	
MANGLORE		TRIVANDRUM		MAHARASHTRA		AURANGABAD	
97.	MANDOVI MOTORS (45NA-45-01), SUMIT APARTMENT BUILDING, AIRPORT ROAD, MARY HILL, MANGLORE - 574142 PH :9845133077.	108.	INDUS MOTOR (16NB-16-01), OPPOSITE EVM ASHOK LEYLAND,ALUMOOD JN,NH 47,KANNIYAPURAM, TRIVANDRUM - 695301. - 695301 PH :9656685678.	118.	KANKARIYA AUTOMOBILES (A5NA-01), SH-60,NEWASA ROAD ,NAGARDEOLE,AHEMDANAGAR,MAHARASTRA - 414601 PH :9403961522.	AMARAVATI	
MYSORE		MADHYA PRADESH		119.	ASPA BANDSONS (F2NA-01), F32/1 MIDC , AURANGABAD NAGPUR EXPRESS HIGHWAY, AMPRAVATI, MAHARASHTRA - 444607 PH :9130041513.	NAGPUR	
98.	FRIENDLY MOTORS (25NB-25-01), PLOT NO.262, HEBBAL INDUSTRIAL AREA, MYSORE, KARNATAKA- 570016. - 570016 PH :9645011686.	BHOPAL		AURANGABAD		NADEOD	
99.	MANDOVI MOTORS PRIVATE LIMITED (25NA-01), MANDOVI MOTORS PRIVATE LIMITED NEXA SERVICE #907,DATTAGALLI RING ROAD, R.T.NAGAR JUNCTION, MYSURU - 570023	109.	RAJRUP MOTOR JUNCTION (A UNIT OF RMJ MOTORS PVT LTD) (03NC-01), 42, 6_BLOCK, BHEL INDUSTRIAL ESTATE, HABIBGANJ, HOSHANGABAD ROAD, BHOPAL (M.P.)	AURANGABAD		NADEOD	
		INDORE		AURANGABAD		NADEOD	
						120. BARBATE AUTO (20NA-20-01), 37/2, MANISH NAGAR, BESA T POINT, BESA ROAD NAGPUR 440025 - 440025	

132. SEVA AUTOMOBILES (68NA-68-01), AIRPORT ROAD,SANGVI - 431605
PH :7065026520.

NASHIK

133. SEVA AUTOMOBILES (37NA-37-01), PLOT B-17, MIDC, AMBAD, NASIK, MAHARASHTRA - 422010
PH :8975762303.

NAVI MUMBAI

134. AUTOMOTIVE MANUFACTURER LTD (39NB-39-01), NERUL, MUMBAI PUNE HIGHWAY, NAVI MUMBAI - 400706
PH :9769206120.

PUNE

135. KOTHARI WHEELS (19NB-19-01), GATE NO 1605, OLD 1099, KESNAND ROAD, WAGHOLI, TAL-HAVELI, DISTRICT - PUNE, MAHARASHTRA - 412207
PH :7721865000.

136. EXCEL AUTOVISTA (19NG-19-01), SURVEY NO 98/2A/P, NEW PUNE - MUMBAI HIGHWAY, NEAR BALEWADI STADIUM, BANER TALUKA, PUNE - 411045

137. SEHGAL AUTO RIDERS (19NE-19-01), SURVEY NO 63/2, SHEWALEWADI, MANJARI BUDRUK, PUNE SOLAPUR HIGHWAY, PUNE, MAHARASHTRA - 412307
PH :9158000049.

138. WONDER CARS (19ND-19-01), PLOT NO 52/1 BLOCK F2, MIDC PIMPRI, PUNE - 411019
PH :9850094151.

139. MAHALAXMI AUTO (19NI-19-01), NEAR SADGURU PETROL PUMP, PUNE NASHIK HIGHWAY, AT KURALI, KHED TALUKA, CHAKAN - 410501
PH :9923589214.
140. SAI SERVICE (19NC-19-01), SINHGAD ROAD, NEAR NANDED CITY, VADGAON KHURD, PUNE, (MAHARASHTRA)
PH :9923308333.

RATNAGIRI

141. JAGRUT MOTORS (G3NA-01), 410/6/1B, SALVI STOP, SHIVAJI NAGAR MAIN ROAD RATNAGIRI, MAHARASHTRA - 415612
PH :9820039626.

SHOLAPUR

142. CHAVAN MOTORS (B1NA-01), SURVEY NO. 534/4, BALE PUNE ROAD, SOLAPUR, MAHARASHTRA - 413224 - 413224
PH :8888881314.

THANE

143. EXCEL AUTOVISTA (39NA-39-01), MOHAN MILL COMPOUND, GHODBUNDER ROAD , THANE , MAHARASHTRA - 400607
PH :9967331726.

144. EXCEL AUTOVISTA (39NA-39-02), NEAR ARIHANT COMPOUND, KALHER, BHIWANDI, THANE - 400607
PH :9967331726.

NAGALAND

DIMAPUR

145. PROGRESSIVE MOTORS (32NA-32-01), OPPOSITE AIRPORT, N.H.39, DIMAPUR KOHIMA ROAD, DIMAPUR OPPOSITE AIRPORT, N.H.39, DIMAPUR KOHIMA ROAD - 797115
PH :7669223736.

ODISHA

BERHAMPUR

146. SKY AUTOMOBILES (E2NA-01), PLOT NO 373/2229 & 373/1204, AMABAPUA MOUZA, BRAHMAMPUR (ODISHA) - 760007

ROURKELA

147. ORBIT MOTORS (87NA-87-01), PLOT NO 5G/3, VED VYAS, SUNDARGARH, ROURKELA - 769041
PH :9165071234.

SAMBHALPUR

148. ODYSSEY MOTORS (D4NA-01), SAMBALPUR, CHOWK, REMED, ODISHA 768006 - 768006

PUNJAB

AMRITSAR

149. JAYCEE MOTORS (17NA-17-01), JAYCEE MOTORS, VERKA BYE PASS, OUTSIDE ASHBERRY HOMES, VILLAGE VALLAH, AMRITSAR, PUNJAB - 143501

BHATINDA

150. TARA (70NA-70-01), KHASRA NO. 3534, NEAR ITI CHOWK, MANSARA ROAD, BHATHINDA, PUNJAB - 151001
PH :8437019666.

JALLANDHAR

151. LOVELY AUTO (35NA-35-01), NH 1 GT ROAD, PRAGPUR, JALANDHAR PUNJAB
152. MARWAHA AUTOS (35NC-35-01), KHASRA NO - 16450, SITUATED AT RAJA GARDEN, KAPURTHALA RD, JALANDHAR - 144001
PH :9915944600.

LUDHIANA

153. GULZAR (62NE-62-01), PLOT NO 2662 NEAR SILVER ARC MALL, AARTI CHOWK, LUDHIANA, PUNJAB - 141003
PH :9814839777.

154. HOSHIARPUR AUTO (62NG-62-01), S-46/1616/1, G.T. ROAD, DHOLEWAL CHOWK, LUDHIANA, PUNJAB - 141003
PH :8872501234.

155. MARWAHA AUTOS (62NH-62-01), FERROZEPUR RD, AMAN PARK, NEW SUNDER NAGAR, LUDHIANA, PUNJAB - 141012
PH :8872000357.

MOHALI

156. LOVELY AUTOS (62NF-62-01), NEAR SAMRALA CHOWNK, MOTI NAGAR, LUDHIANA - 141010
PH :9875999161.

MOHALI

157. CM AUTO SALES (L1NA-01), B-64A, INDUSTRIAL AREA, PHASE-7, MOHALI

NAWANSHAHR

158. LOVELY AUTOS (J7NA-01), VPO LANGROYA, CHANDIGARH ROAD, NAWANSHAHR - 144514
PH :9915028662.

PATHANKOT

159. PATHANKOT VEHICLELEADS (A7NA-01), PLOT NO -C-30, INDUSTRIAL GROWTH CENTRE, VILL. CHACELI, PATHANKOT - 145023
PH :7527006800.

RAJASTHAN

AJMER

160. NAVNEET MOTORS (B2NA-01), PLOT NO7 -8,RICO INDUTRAIL ESTATE MAKHAPURA NASIRBAD ROAD,AJMER(RAJASTHAN)-PIN CODE-305002 -305002
PH :9414149149.

ALWAR

161. FORTUNE CAR (F9NA-01), 6TH MILESTONE VILLAGE JATIYANA,OPP. PETROL BEHROR ROAD ALWAR - 301001
PH :9982341741.

BHILWARA

162. CHAMPION CARS (E3NA-01), NEXA SUKHADIA CIRCLE, CHAMPION CARS, AJMER ROAD, BHILWARA - 311001
PH :9001027933.

BIKANER

163. AUDI MOTORS (71NA-71-01), PLOT NO. F-189, SRI GANAGANAGAR ROAD, OPPOSITE RAC-3RD , BICHHWAL INDUSTRIAL AREA , BIKANER 334001 - 334001
PH :982722786.

CHITTORGARH

164. TECHNROY (K9NA-01), PLOT NO-28, OLD RICO INDUSTRIAL AREA, CHITTORGARH, RAJASTHAN - 312001

JAIPUR

165. K P AUTOMOTIVES (11NB-11-01), PLOT NO.3-4,MANGLAM RICO INDUSTRIAL AREA,NEAR KANAKPURA RAILWAY STATION,SIRSI ROAD - 302034
PH :7412059823.

166. SATNAM MOTORS (11ND-11-01), D-27, K/L/M, ROAD NO-3.SIKAR ROAD, VISHWAKARMA INDUSTRIAL AREA ,JAIPUR, RAJASTHAN-302023 - 302023
PH :9649373311.

JHUNJHUNU

167. AUDI MOTORS (FNNA-01), NEAR TVS TWO WHEELER SHOWROOM ROAD NO 3 GUDHA MOH, RAJASTHAN 333001 - 333001
PH :7970006402.

JODHPUR

168. AUDI MOTORS (65NA-65-01), 14 A, HEAVY INDUSTRIAL AREA, ITI CIRCL, SARASH DAIRY ROAD, JODHPUR - 334001
PH :7300077394.

169. LMJ AUTO (65NB-65-01), B-8, C-9,10, MIA, BASNI, PHASE-1 JODHPUR - 342009
PH :7412087320.

170. LMJ SERVICES (65NB-65-02), PLOT NO.-61, GERU MARKET ,BHADWASIYA FRUIT MANDI, JODHPUR, RAJASTHAN - 342001
PH :8094011126.

KOTA

171. BHATIA & CO. (61NA-61-01), G-11A, AUTOMOBILE ZONE, IPIA, NEAR DAKANIYA RAILWAY STATION, KOTA - 324005
PH :8094011126.

SIKAR

172. JAMU (K7NA-01), THAR PETROL PUMP,JAIPUR ROAD,SIKAR - 332001
PH :9414037515.

UDAIPUR

173. TECHNROY (49NB-49-01), OPP. NAND BHAWAN, GOVERDHAN VILLAS , UDAIPUR

TAMIL NADU

CHENNAI

174. PILLAI & SONS (14NC-14-01), DOOR NO.46, MEDAVAKKAM MAIN ROAD, KEELAKATTALAI, CHENNAI, TAMILNADU - 600117
PH :9994950505.

175. POPULAR VEHICLES (14NB-14-01), 69/A & 69/B, SAMAYAPURAM MAIN ROAD, PORUR, CHENNAI,TAMILNADU- 600116 - 600116
PH :9842389111.

176. KHIVRAJ MOTORS (14NA-14-01), PLOT NO.21, AMBIT IT PARK ROAD, AMBATTUR INDUSTRIAL ESTATE, CHENNAI-600058 - 600058
PH :9620095999.

177. VISHNU CAR (14NG-14-01), SURVEY NO 219, ADJOINING HP PETROL PUMP, POONAMALLE HIGH ROAD, KATTUPAKKAM, CHENNAI, TAMIL NDU - 600056
PH :7339359111.

Nexa Network (AS ON 31.10.2023)

178. ABT (14NJ-14-01), NO123, KANNIGAPURAM, VELACHERY MAIN ROAD, BEHIND RACE COURSE, GUINDY, CHENNAI, TAMIL NADU - 600032
PH :9994444303.
179. VISHNU CAR (14NG-14-02), POONAMALLE HIGH ROAD, ARUMBAKKAM, KOYAMBEDU, CHENNAI, TAMIL NADU. - 600056
PH :7550333622.

COIMBATORE

180. AADHI CARS (41NB-41-01), OLD KALIAPPA KALYANAMANDAM, PREMISES, KAVUNDAMPALAYAM, COIMBATORE, TAMIL NADU - 627007
PH :9003977577.
181. SREE SARADHAMBAL (41NA-41-01), 18/1472, S.N.R COLLEGE ROAD, NAVA INDIA, COIMBATORE, AND TAMILNADU-641004. - 641004
PH :9790004271.

ERODE

182. SREE SARADHAMBAL (H7NA-01), NO.75, NEAR SURABI NURSERY, PERUNDURAI ROAD, ERODE, TAMILNADU-638011. - 638011
PH :9786022272.

HOSUR

183. SRI AMMAN CARS (7QNA-01), NEAR CATER PILLAR WARE HOUSE, SEETHA RAMNAGAR,NH-44,OPP TO ANAND ELECTRONICS, HOSUR, KRISHNAGIRI DISTRICT, TAMILNADU - 635109
PH :9841033464.

KARAIKUDI

184. MEENAKSHI AUTOZONE (HXNA-01), T S NO 624/1, DOOR NO. 5, 1ST STREET, SUBRAMANIPURAM, KARAIKUDI, TAMIL NADU - 630001
PH :9940094881.

MADURAI

185. ASIR (42NA-42-01), 176, MAIN ROAD, KAMARAJAR ROAD, MADURAI, TAMIL NADU - 625001 - 625001

NAGERCOIL

186. ATHEN CARS (S5NA-01), NO. G. 3/9, NO. 1197, NELSON COMPOUND, KP ROAD, PARVATHIPURAM, NAGERCOIL, TAMILNADU - 629003
PH :9751196436.

PONDICHERRY

187. SHENBAKA CARS (96NA-96-01), RS NO 50/5A, PONDICHERRY CUDDLORE MAIN ROAD ,KIRUMAMBAKKAM, BAHOUR COMMUNE,PONDICHERRY - 607402
PH :7338322220.

SALEM

188. THRIVENI CARS (A2NA-01), 2/6, KANDHAMPATTY,BYE PASS ROAD, SALEM, TAMILNADU - 636005
PH :9786022272.
189. SM CAR (A2NB-01), S NO 131/1A,BYPASS ROAD, NEAR INDIAN OIL ASSOCIATION, PETROL BUNK, KONDALAMPATTY, SALEM - 636010
PH :7094440010.

THANJAVUR

190. PILLAI & SONS (E7NA-01), SURVEY NO 237/1, NEELAGIRI THAKUR THOTAM, VALLAM ROAD, THANJAVUR, TAMIL NADU - 613403
PH :9443264165.

TRICHY

191. PLA MOTORS (23NA-23-01), TS NO.29P,31P & 32P,36P, NEW WARD "E", NEW BLOCK NO.27, ANNA NAGAR, TRICHY, TAMILNADU - 620017 - 620017
PH :8110099991.

TRIPUR

192. SHASHTI (Y7NA-01), 16A-1,SHREE PADMINI GARDENS, KANGAYAM RD, TIRUPPUR, TAMIL NADU - 641604
PH :9942903310.

VELLORE

193. SRI GANESH CARS (C6NA-01), 96/6, CHENNAI-BANGALORE HIGHWAY, NH-46, PERUMUGAI,VELLORE, TAMILNADU - 632009
PH :9884722126.

TELANGANA**HYDERABAD**

194. KALYANI MOTORS (10NE-10-01), SURVEY NO 184, KARMAGHAT VILLAGE, BESIDE KHARMANGHAT HANUMAN TEMPLE, R.R DISTRICT, HYDERABAD, TELANGANA - 500079
PH :9347121212.
195. VARUN MOTORS (10NB-10-01), B-54, CO.INDUTRIAL ESTATE, BALANAGAR, HYDERABAD, TELANGANA - 500037
196. GEM MOTORS (10NH-10-01), D.NO.8-96, SURVEY NO.128/2 & 129, TYAGARAYANANAGAR COLONY, KOTHAPET, HYDERABAD, TELANGANA - 500084
PH :9912345899.
197. JAYABHERI AUTO (10ND-10-01), HNO 2-40/64, SURVEY NO 23 TO 28, JUBILEE GARDENS, KOTHAGUDA, HYDERABAD, TELANGANA-500032 - 500032
198. VARUN MOTORS (10NB-10-02), H.NO. 8-2-120/117/A/2. PLOT NO. 83,83A,83B, ROAD NO. 2, BESIDES SBI BANK, BANJARA HILLS, HYDERABAD - TELANGANA - 500033
PH :9885610555.

199. SAI SERVICE (10NC-10-01), SURVEY NO 78, ADJACENT TO HP PETROL PUMP, GOPANAPALLY, GACHIBOWLI, HYDERABAD -500046. - 500046
PH :9966377888.

200. RKS (10NI-10-01), SY NO.42, PET BASHEERABAD, QUTHBULLAPUR, MEDCHAL MANDAL, HYDERABAD - 500014
201. ADARSHA AUTOMOTIVE (10NG-10-01), PLOT NO 6/P, 54, SURVEY NO. 204, PRAGATI NAGAR, BALANAGAR, KUKATPALLY, HYDERABAD - 500072
202. ADARSHA AUTOMOTIVE, SHAMSHABAD (10NG-02), SHAMSHABAD, NH44, HYDERABAD, TELANGANA - 501218 - 501218
PH :8297116633.

KARIMNAGAR

203. ADARSHA AUTOMOTIVE (N6NA-01), 8-6-301, BY PASS ROAD, AUTO NAGAR, KARIMNAGAR, TELANGANA - 505001
PH :9847073265.

MAHBUBNAGAR

204. JAYARAMMA AUTO (WPNA-01), CHRISTIANPALLY, BHOOTPOOR ROAD, MAHBUBNAGAR, TELANGANA - 509001
PH :8096990074.

MANCHERIAL

205. ADARSHA AUTO (CMNA-01), SURVEY NO-417,BELLAMPALLI MANCHERIAL ROAD ,MANCHERIAL,TELANGANA - 504208
PH :9133329709.

NIZAMABAD

206. VARUN MOTORS (1HNA-01), 1-51/4/1/D4 MADAHAVA NAGAR,HYDERABAD ROAD,NIZAMABAD,TELANGANA,503230 - 503230
PH :9542222486.

SECUNDERABAD

207. MITHRA AGENCIES (10NK-10-01), USHA MAYURI THEATER, OPP TO SPENCERS MARKET, MUSHHEERABAD, SECUNDERABAD, ANDRAPRADESH-500020 - 500020
208. AUTO FIN (K6NB-01), PLOT NO.6, SURVEY NO.267/1 & 267/2, BOWENPALLY, BALANAGAR MAIN ROAD, SECUNDERABAD, TELANGANA - 500011
PH :8886144551.
209. VARUN MOTORS (K6NC-01), VARUN MOTORS,2ND CROSS ROAD,SAINIKPURI,SECUNDERABAD PH :779960094.

WARANGAL

210. ADARSHA AUTOMOTIVE (D5NA-01), H.NO: 23-6-132, HUNTER ROAD, OPP TO CITIZENS CLUB, WARANGAL, TELANGANA - 506007
PH :8978944414.

UTTAR PRADESH**AGRA**

211. MADHUSUDAN MOTORS (66NA-66-01), ADJOINING HEMA PETROL PUMP, EIT MANDI, BODLA, AGRA

ALIGARH

212. CLML (B6NA-01), PLOT NO. 5/129, GT ROAD, RAM NAGAR COLONY, SARSOL, ALIGARH, UTTAR PRADESH. - 202002
PH :9639775522.
213. CLML (B6NA-02), VILL KARSUA, PALWAL-DELHI ROAD, ALIGARH PIN 202140 - 202140
PH :9358373099.

BARIELY

214. CORAL (56NA-56-01), DELHI RAMPUR ROAD, IN FRONT OF MINI BYPASS, CB GANJ, BARIELLY, UP - 243001
PH :9359101010.

GHAZIABAD

215. ROHAN MOTORS (59NA-59-01), KHASRA NO 46, DELHI MEERUT ROAD MEERUT ROAD INDUSTRIAL AREA, MORTA, GHAZIABAD, UTTAR PRADESH 245101 - 245101
PH :8178839830.
216. J J IMPEX (5982-59-N1), PLOT NO C, J J IMPEX (DELHI) LIMITED, 224, SITE-1, INDUSTRIAL AREA, BULANDSHAHR ROAD INDUSTRIAL AREA, GHAZIABAD, UTTAR PRADESH 201003 - 201003

GORAKHPUR

217. SMART WHEELS (72NA-72-01), ARAZI NO. 623, 624 & 625, GULHARIA BAZAR, MEDICAL COLLEGE ROAD, GORAKHPUR, UTTAR PRADESH - 273009
PH :8222002147.

GREATER NOIDA

218. MSM (JJ IMPEX) (T283-N1), MARUTI SERVICE MASTERS, NEXA SERVICE, PLOT NO 02, ECOTECH 12, GREATER NOIDA, GAUTAM BUDDHA NAGAR, UTTAR PRADESH - 201009

HARDOI

219. CONCEPT (QENA-01), PLOT NO. 1609 & 1605, GUNGABUX PURVA, BILGRAM RD, HARDOI, UTTAR PRADESH - 241001
PH :7607696666.

JHANSI

220. SURI (60NA-60-01), SHIVPURI - JHANSI ROAD, OPPOSITE HANSRAJ MODERN SCHOOL, JHANSI, UTTAR PRADESH - 284003
PH :7705000558.

KANPUR

221. KTL (28NB-28-01), ARAZI NO. 352, SINGHPUR KACHHAR, BITHOOR ROAD, NORTHERN RAILYWAY COLONY, KANPUR, UTTAR PRADESH. - 208017
PH :7408409312.

LUCKNOW

222. ANAND MOTORS (13NC-13-01), GATA NO. 1062 PARGANA RAJA BULI PASI VILLAGE AURANGABAD, SHAHEED PATH (OPPOSITE TO RAMABAI AMBEDKAR MAIDAN), LUCKNOW, UTTAR PRADESH - 226012

223. KTL AUTOMOBILE PVT LTD (13ND-13-01), PLOT NO - 513, VILL HARIHARPUR BUNAUR, OPP ANSAL API, AMAR SHAHEED PATH, LUCKNOW - 227105
PH :7311190503.

MATHURA

224. UMA MOTORS (H8NA--01), PLOT NO 222, MAHOLI, NEAR KIRAN HOSPITAL, MATHURA - 281004
PH :9997385999.

MEERUT

225. TR SAWHNEY (48NB-48-01), 1183/17 RITHANI, ZONE - A, SECTOR 4 NEAR PETROL PUMP, MEERUT, UTTAR PRADESH - 250103
PH :18002704142.

NOIDA

226. FAIR DEAL (A1ND--01), A-107, SECTOR-5, NOIDA - 201301
PH :9810542222.

227. MOTOR CRAFT (59NB-59-01), C 42 SECTOR 57, NOIDA, UTTAR PRADESH - 201301

RAIBARELI

228. KTL AUTOMOBILE PVT LTD (HSNA--01), 1481, NEAR KATHWARA BUS STAND, LUCKNOW RAIBARELI HIGHWAY, HARCHANDPUR, RAIBARELI - 229303
PH :7311190503.

SAHIBABAD

229. MSM (M983--N1), MARUTI SERVICE MASTERS, NEXA SERVICE, PLOT NUMBER 58/4, SITE 4, SAHIBABAD INDUSTRIAL AREA, - 201010
PH :9711474930.

SHAHJHANPUR

230. SUMITRA DS (W2NA--01), SH25 , RETI ROAD SHAHJAHANPUR

UTTARAKHAND

HALDWANI

231. NAINITAL MOTORS (J6NA--01), 5TH KM RAMPUR ROAD, JEETPUR NEGI, NEAR AMAR UJALA PRINTING PRESS, HALDWANI, UTTARAKHAND - 263139

ROORKEE

232. SHAKUMBARI (H2NA--01), 5 KM MILESTONE ,NH-58,ROORKEE-DELHI ROAD ,NEAR HOTEL GODWARI,ROORKEE, UTTARAKHAND - 247667

RUDRAPUR

233. AKANKSHA AUTOMOBILES (RUDRAPUR) PVT. LTD. (U4NB--01), KASHIPUR ROAD, OPPOSITE GREEN PARK COLONY, VILLAGE DIBDIBA, TEHSIL BILASPUR, RAMPUR, UTTRAKHAND - 244901

WEST BENGAL

ASANSOL

234. BEEKAY AUTO (F6NA--01), NH-2 ,CHANDA MORE ,POST KALI PAHARDI, JAMMURIA DISTRICT WEST BARDHAMAN - 713339
PH :9932049425.

HOWRAH

235. MACHINOTECHNO (X7NA--01), 109, 1, UPPER FORESHORE RD, CHOURA BUSTEE, SHIBPUR, HOWRAH, WEST BENGAL 711102 - 711102
PH :9830081632.

JALPAIGURI

236. PODDAR AUTO (XYNA--01), ASSAM MORE BUS STOP, SH12A, JALPAIGURI, WEST BENGAL 735102 - 735102
PH :8945533002.

KHARAGPUR

237. BHANDARI AUTOMOBILES (G7NA--01), CHOWRANGEE, PLOT NO-138 & 139, O T ROAD, KHARAGPUR - 721301
PH :7603076061.

KOLKATA

238. JYOTE MOTORS (06ND--01), MIRANIA ROAD, ARUPOTA ON BASANTI HIGHWAY, - 700105
PH :9074158220.

Mass Network (AS ON 31.10.2023)

ANDHRA PRADESH

ANANTAPUR

1.** GOWRI AUTO. & ENGG. WORKS (2621),
PADEL ROAD, ANANTHAPUR-515 001 (A.P.) ,
PH : -9848079075.

ARMOOR

2.## HYDERABAD MARUTI MOTORS (4832), PLOT
NO. 6, BESIDE THAKUR BEEDI FACTORY,
ARMOOR, DISTRICT-NIZAMABAD (ANDHRA
PRADESH),
PH :503224-9848205619.

CUDDAPPAH

3.## SIVAJI MOTORS (3275), BESIDES
PADMASHALI KALYANA MANDAPAM,
MADRAS ROAD, KADAPA-516002, ANDHRA
PRADESH,
PH :516002-9849113189.
4.## SREE VENKATESWARA AUTO. (1030),
SANKARA PURAM, CUDDAPAH (A.P.) ,
PH :516002-9704209620.

GUNTAKAL

5.## S. MAHABOOB AUTOMOBILES (4075), ALUR
ROAD, GUNTAKAL-515802. ,
PH :515802-9440208312.

GUNTUR

6.## S. S. MOTORS (4946), OPP. JKC COLLEGE,
JKC COLLEGE ROAD, GUNTUR-522006,
ANDHRA PRADESH,
PH :522006-9848936363.

HYDERABAD

7.* BHARAT MOTORS (3574), 1-90/7, BEHIND
SUPRABHAT HOTEL, HABSIGUDA "X" ROAD,
HYDERABAD-500 007,
PH :500007-9848193837.
8.## NEW TECHNOCRATS AUTO SERVICES
(4477), 1-2-607/23/1/C, AMBEDKAR NAGAR,
INDIRA PARK ROAD, HYDERABAD-500029
(ANDHRA PRADESH),
PH :500029-9347511963.

KAKINADA

9.## SATISH AUTO CARE (5038), BEHIND
KALPANA THEATRE, BEACH ROAD
KAKINADA, DISTRICT EAST GODAVARI,
ANDHRA PRADESH,
PH :533005-9848313599.
10.## SRI SHIRDI SAI TECHNOCRATS (1459),
FLAT NO 36/2, I.D.A. , RAMANAYAPETA,
BESIDE MAHINDRA SHOW ROOM, OPP:
BHAVANI CASTING ROAD,
KAKINADA-533005,
PH :533005-9848633336.

KAVALI

11.## KAMAL MOTORS (3842), 10-15-43/U3A OPP
LIC, TANK RAOD, KAVALI,
PH :524201-9440928888.

KURNOOL

12.## SRINIWAS AUTO GARAGE (5170), KALLUR
ROAD, KURNOOL, DISTRICT - KURNOOL,
ANDHRA PRADESH,
PH :518002-9440244660.

MACHILIPATNAM

13.## SRI MARUTI MECHANICAL WORKS (4172),
D.NO 4-121, PLOT NO 26.27. , POTEPALLI
INDUSTRIAL PARK, MACHILIPATNAM-
521002,
PH :521002-9440538012.

MANDAPETA

14.## MODERN MARUTI CARE (4866), D.NO.
4-1-59/2, MAIN ROAD, MANDAPETA-533309,
DISTRICT-EAST GODAVARI, ANDHRA
PRADESH,
PH :533309-9133198494.

MATHURAWADA

15.## ANY TIME SERVICE CENTRE (4860), BESIDE
ELECTRICAL SUBSTATION , MADHURAWADA
- 530041, DISTRICT VISAKHAPATNAM,
ANDHRA PRADESH,
PH :530048-8977799888.

NAGARI

16.## PUJITHA SERVICE CENTER (5872),
TIRUPATI ROAD, NAGARI-517583,
DISTRICT-CHITTOOR, ANDHRA PRADESH,
PH :517583-9966106128.

NANDYAL

17.## MARUTI MOTORS (2635), PLOT NO 428,
NH-18 , NEAR RAILWAY GATE , NANDYAL-
518501,
PH :518501-9440554617.

NELLORE

18.## MARUTI AUTO SERVICE STN. (2620), 16/796
SANKARA AGRAHARAM, NELLORE-524 001
(A.P.) ,
PH :524001-9885881905.
19.** MARUTI MOTORS (176), 16-3-995, MINI
BYPASS ROAD., RAMALINGAPURAM,
NELLORE-524 003,(A.P.) ,
PH :524003-9440278243.

PATTIKONDA

20.## ROYAL MOTORS (5776), ADONI ARTS &
SCIENCE, COLLEGE ROAD
ADONI,PATTIKONDA-518302,
DISTRICT-KURNOOL, ANDHRA PRADESH,
PH :518302-9866362847.

PRODDATTUR

21.## SRI RAM MOTORS (3642), 189 INDUSTRIAL
AREA, NEAR SRI LAKSMI NAGAR, MYDUKUR
ROAD, PRODDATUR (A.P.) ,
PH :516360-9846890525.

RAJAHMUDRY

22.## MARUTHI MOTORS (1257), D.NO 88-30-04,
OPP I.T.C. GADALAMMA NAGAR, NH-16,
RAJAMAHENDRAVARAM -533107,
PH :533107-9848253434.

SIDDIPET

23.* POOJA MOTORS (4076), 19/180
KARIMNAGAR ROAD, G.P. PRASANTH
ROAD, SIDDIPET, DISTRICT MEDAK (AP),
PH :502103-9848348344.

SRIKALAHASTI

24.## SUNDEEP CARS (5972), 16/769,SRI RAM
NAGAR COLONY, SRIKALAHASTI-517640,
DISTRICT-CHITTOOR, ANDHRA PRADESH,
PH :517640-9848294869.

TENALI

25.## HIMAJA MARUTI SERVICE STATION (2828),
LECTURER'S COLONY, GIRIJA HOSPITAL
ROAD, GANGANAMMAPET, TENALI-522 201
GUNTUR DIST. (A.P.) ,
PH :522201-9849715727.

26.## RAHUL MOTORS (5157), D.NO.18-3-4BITRA
SRI RAMULU STREET, BEHIND TELEPHONE
EXCHANGE SALIPET, TENALI, ANDHRA
PRADESH,
PH :522201-9490187453.

VISAKHAPATNAM

27.## SIRI AUTOMOBILES (5232), PLOT O 94/A IDA
E BLOCK, AUTO NAGAR,GAJIWAKA,
VISHAKHAPATNAM, ANDHRA PRADESH,
PH :530012-9863296667.

28.# SRINIVASA AUTO GARAGE (5440), OPP.
KANTI ROAD , NEAR RAYS PETROL PUMP -
VISHAKHAPATNAM, DISTRICT -
VISHAKHAPATNAM, ANDHRA PRADESH,
PH :530031-9912688943.

29.** VISAG AUTO SCANS (461), 49-52-1/4/2,OPP
HNR VIHAR APPARTMENTS, SANTHIPURAM,
SANKARMATAM ROAD,
VISHAKHAPATNAM-530016,
PH :530016-9246625885.

VIZIANAGARAM

30.* VIKRAMA AUTOMOBILES (4621), 17-13-4
TEMPLE STREET, VIZIANAGARAM - 531 202
(A.P.) ,
PH :535003-9440192224.

ARUNACHAL PRADESH

ALONG

31.## BAANU MOTORS (1744), SIYOM MARKET,
ALONG, WEST SIANG DISTT., (ARUNACHAL
PRADESH),
PH :791001-.

BOMDILA

32.## GURU MOTORS (3921), BIRPUR, RUPA,
ARUNACHAL PRADESH 790003,
PH :790003-7640898278.

NIRJULI

33.## SANGO SERVICE CENTRE (5742), LEKHI
VILLAGE, NH-415, NEAR MAHINDRA
AUTOMOBILE, NAHARLAGUN, ARUNACHAL
PRADESH - 791110,
PH :791110-.

TAWANG

34.## TAWANG MARUTI SERVICING STATION
(4255), OLD BAZAR LINE, P.O. & P.S.,
TAWANG, ARUNACHAL PRADESH,
PH :790104-9402493456.

ZIRO

35.## HILLS AUTO AGENCY (3922), POLICE
RESERVE & PETROL PUMP ROAD, HAPOLI
BAZAR P.O. ZIRO, DISTT. LOWER
SUBANSIRI, ARUNACHAL PRADESH - 791
120,
PH :791120-9436047232.

ASSAM

BADARPUR

36.## MARUTI CAR PLAZA (3635), NEAR
INDUSTRIAL AREA, S.T. ROAD, BADARPUR,
DISTT. KARIMGANJ (ASSAM) PIN-788 806,
PH :788806-9854970591.

BISHWANATH CHARIALI

37.* BINA AUTOMATION (3677), , P.O.
BISHWANATH CHARIALI, DISTT.
SONITPUR, ASSAM-784 176,
PH :784176-9957305744.

38.## DISHANG DONE (1058), 52 N.H.,
BISHWANATH CHARIALI-784176, DISTT.
SONITPUR, ASSAM,
PH :784176-9854004161.
39.# BINA AUTOMATION (), P.O. BISHWANATH
CHARIALI, DISTT. SONITPUR, ASSAM-784
176,
PH :784176-9957309744.

BOKAJAN

40.## SHREE GANESH MOTORS (6040),
SUHCHANJAN SUPER
MARKET,P.O:BOKAJAN(C.F.), DISTRICT
KARBI ANGLONG ,ASSAM ,
PH :782480-9435167138.

BOKAKHAT

** A-Category Mass : Free & paid Service, Major repairs & Accidental repairs

C-Category Mass : Free & paid Service & Minor repairs

* B-Category Mass : Free & paid Service & Major repairs

D-Category Mass : Free Service & Minor repairs

41.## GOENKA AUTOMOBILES (2878), P.O. BOKAKHAT, DISTT. GOLAGHAT, ASSAM-785 612, PH :7835612-9854048910.

DHALIGAON

42.## ADHIKARI MOTOR WORKS (4049), P.O. DHALIGAON, DIST-BONGAIGAON, ASSAM-783385, PH :783385-9435020938.

DHEMAJI

43.## NARAH AUTOMOBILES (3852), C/O BLUE HILL COUNTER, P.O. DHEMAJI, DISTT. DHEMAJI, PIN-787 057 (ASSAM), PH :787057-9954390916.

DHUBRI

44.## BRAHMAPUTRA MOTOR SERVICING STATION (3127), G.T.B ROAD, DHUBRI-783 301, (ASSAM), PH :783324-9101176148.

DIBRUGARH

45.* GEE DEE AUTO SERVICE (953), JHALUKPARA, DIBRUGARH-786 001, ASSAM, PH :786001-9435131119.

46.** MEHBOOB AUTOMOBILES & TYRE SERVICES (1760), CHOWKIDINGHEE, NEAR STATE TRANSPORT, DIBRUGARH-3, PH :786005-9854432207.

DIGBOI

47.** GAURI AUTOMOBILES (3760), MULIABARI, DIGBOI 786 171, , PH :786171-9435137556.

DIPHU

48.## WOJARU MOTORS (4377), DPHU MANJA ROAD, DILAJI, NEAR BIRLA FACTORY, DIPHU, PH :782460-8473875926.

DOOM DOOMA

49.* S K AUTO CARE (3962), UCHAMATI, NATIONAL HIGHWAY, DOOM DUMA, ASSAM 786 151, PH :786151-9435135876.

GOALPARA

50.## BHARAT ENGINEERING WORKS (969), P.O - BALDMARI, AGIA ROAD, GOALPARA (ASSAM)-783 102, PH :783102-9864767777.

GOLAGHAT

51.## KAKOTI MOTOR WORKS (1074), NEW AMOLAPATTY, RANGPUR, P.O. GOLAGHAT-785 621, DISTT. GOLAGHAT (ASSAM), PH :785621-9435053663.

GOSSAIGAON

52.## A.R. AUTOMOBILES (4544), NH-31C, HABRUBIL, GOSSAIGAON, DIST KOKRAJHAR, ASSAM-783360, PH :783360-9435109765.

GUWAHATI

53.** MONO MOTOR WORKS (966), BAMUNI MARDAN, GUWAHATI-781 021, , PH :781021-9864186600.

HAILAKANDI

54.## RONOK AUTOMOBILES (5978), LALA ROAD,NEAR CIVIL HOSPITAL, HAILAKANDI-788151, DISTRICT-HAILAKANDI, ASSAM, PH :788151-.

HOJAI

55.## PRAMAN MOTORS (5730), WARD NO. 12, HOLDING NO. 14, COLLEGE ROAD, HOJAI, ASSAM-782435, PH :782435-9954369700.

JONAI

56.## BOROOAH MOTORS (4545), NH-515, MURKONG SLEEK, DIST. DHEMAJI, JONAI-787060, ASSAM, PH :787060-9864590237.

KARIMGANJ

57.## S D AUTOMOBILE (4931), SILCHAR ROAD, KARIMGANJ - 788710, , PH :788710-.

LUMDING

58.## BEDI MOTORS (5827), MAIN ROAD,NORTH LUMDING,LUMDING-782447, DISTRICT - NAGAON, (ASSAM), PH :782447-9957333991.

MANGALDAI

59.## PRIYAM AUTOMOBILES (2424), NH 52 COLLEGE ROAD, MANGALDOI, ASSAM, PIN-784 125, PH :784125-.

MARGHERITA

60.* VIRDI MOTOR WORKS (955), MISSION ROAD, P.O. MARGHERITA-786 181, DIST. TINSUKIA, (ASSAM), PH :786181-8011164932.

MARIANI

61.## VASKAR AUTOMOBILES (5237), NEAR NST TINALI, P.O.-MARIANI, DISTRICT - JORHAT, ASSAM, PH :785634-9508486813.

MORANHAT

62.* CHINAKI SERVICE STATION (2973), (MARUTI AUTHORISED SERVICE STATION), NATUN NAGAR A.T. ROAD, MORANHAT-785 670, (ASSAM), PH :785670-9401512821.

MORIGAON

63.## PRAGATI MOTORS (5273), MORIGAON TOWN, WARD NO.1, BHATBOR, DOLON PATH, P.O.: MORIGAON, DISTRICT - MORIGAON, ASSAM, PH :782105-9435064356.

NAGAON

64.## DAS MARUTI MOTOR WORKS (3734), NAGAON -782001, , , (ASSAM), PH :782002-9435360246.

NALBARI

65.## B.R.K. AUTOMOBILES ENGINEERING WORKS (2838), HAJO ROAD, NALBARI-781 335, (ASSAM), PH :781335-9954895264.

NAMRUP

66.## RAJ ENTERPRISES (3849), NAMRUP INDUSTRIAL ENTERPRISES, SONARI TINIALI, PARBATPUR, NAMRUP-786 623 (ASSAM), PH :786623-9854135646.

NORTH LAKHIMPUR

67.** GREEN LAND MARUTI WORKS (2974), NEAR GURDIWARA, NH 52, NORTH LAKHIMPUR-787 001, (ASSAM), PH :787031-9435086197.

PATHSALA

68.## USHA AUTOMOBILES (4240), N.H 31,PATHSALA-781325, DISTRICT-BARPETA, ASSAM, PH :781325-9401310431.

SILAPATHAR

69.## BORLUIT MOTOR (5743), KHANAMUKH, P.O.P.S -SILAPATHAR, DIST-DHEMAJI, ASSAM PIN-787059, PH :787059-8638981308.

SILCHAR

70.** CARDROME (1559), 2ND LINK ROAD JUNCTION, SONAI ROAD (M H C ROAD), SILCHAR-788 006, (ASSAM), PH :788006-9435071212.

TEZPUR

71.## POOJA MOTOR WORKS (4373), N.T. ROAD, MURATETLI, TEZPUR-784001, ASSAM, PH :784001-9957907256.

TINSUKIA

72.* UDOY MAKERS (934), MAKUM ROAD, UDYOG NAGAR, TINSUKIA -786 146 (ASSAM), PH :786146-9435035341.

TITABAR

73.## SHANKAR AUTO WORKS (5174), C/O-SHIV SHAKTI AUTO WORKS,BALAJI, MARKET TITABAR CHARIALI TITABAR, DISTRICT - JORHAT, ASSAM, PH :785630-.

UDALGURI

74.## RENU MOTORS (4543), WARD NO. 2, U.T. ROAD, UDALGURI TOWN, UDALGURI-784509, ASSAM, PH :784509-9854348875.

BIHAR

ARRAH

75.## ANJALI ENTERPRISES (5533), ARRAH - PATNA MAIN BYPASS ROAD, NH-30, AHIRPURWA, OPPOSITE SURYA MANDIR, ARRAH, BIHAR -802232, PH :802232-9304910843.

AURANGABAD (BIHAR)

76.## K R N AUTOMOBILE (2242), NEW G.T. ROAD, (NH-2), AURANGABAD-824 101, (BIHAR), PH :824101-9304930657.

BEGUSARAI

77.## K.B. MOTORS (4768), NH-31, SINGHAUL, POKHAR, BEGUSARAI-851134, BIHAR, PH :851134-.

78.* NATIONAL AUTO WORKS (1536), INDUSTRIAL AREA, BARAUNI, BEGUSARAI-851 122, PH :851122-9973381733.

BHAGALPUR

79.** RUPRA AUTOMOBILE (1577), EAST OF AIRPORT, BHAGALPUR-813 210, P.O. BAHADURPUR, (BIHAR), PH :813210-9334385521.

BIHAR SHARIF

80.## SARVODAY ENGG. & AUTO SERVICE (1549), INDUSTRIAL ESTATE, RAMCHANDRAPUR, BIHARSHARIF,NALANDA, BIHAR, PH :803101-9334672919.

CHAPRA

81.## PRASAD AUTOMOBILES (1974), BHAGWAN BAZAR, CHAPRA-841 301, (BIHAR), PH :841301-.

DARBHANGA

** A-Category Mass : Free & paid Service, Major repairs & Accidental repairs

C-Category Mass : Free & paid Service & Minor repairs

* B-Category Mass : Free & paid Service & Major repairs

D-Category Mass : Free Service & Minor repairs

Mass Network (AS ON 31.10.2023)

82.* SINGH MARUTI CARE (2277),
RAJKUMARGANJ, P.O. LALBAGH,
DARBHANGA-846 004, (BIHAR),
PH :846004-9431293796.

GAYA

83.* AUTO CARE (3027), DURGA BARI, HARIDAS
CHATTERJEE LANE, NEAR SAINT PAUL
SCHOOL, GAYA-823 001 (BIHAR),
PH :823001-9102060955.

HAJIPUR

84.## ALFA AUTO (5454), PASWAN CHOWK,
NH-13, HAJIPUR, DISTRICT - VAISHALI,
BIHAR - 844101,
PH :844101-.

85.** HI-TECH AUTOMOBILES (3123), GANDHI
SETU PATH, N.H.-19, HAJIPUR, VAISHALI
(BIHAR),
PH :844101-9835044502.

KAHALGAON

86.## MAHA GAURI ENTERPRISES (5822), NTPC
ROAD GANGASAGAR
, CHOWRATHIYASTHAN,
KAHALGAON-813203,
DISTRICT-BHAGALPUR, BIHAR,
PH :813203-9431463558.

KHAGARIA

87.## HIGHWAY SERVICE STATION (2374), NH-31,
P.O. KOSHI COLLEGE, KHAGARIA-851 204
(BIHAR),
PH :851204-9430067775.

MADHEPURA

88.## KRISHNA AUTOMOBILES (2639),
SINGHSWAR ROAD, PATHRAHA,
MADHEPURA-852 213, (BIHAR),
PH :852213-9430583338.

MADHUBANI

89.## VIDYAPATI AUTOMOBILE (4234), BHAUARA,
GANGASAGAR, MADHUBANI, BIHAR -
847212,
PH :847212-.

MOTIHARI

90.## PUJA AUTOMOBILES (3174), NEAR LAL PD.
PETROL PUMP, NH-28 CHATAUNI,
MOTIHARI, EAST CHAMPARAN (BIHAR),
PH :-.

MUNGER

91.## SUNBEAM ENGINEERING WORKS (1533),
150 BETWAN BAZAR, NEAR KHANKAH,
P.O.& DISTT. MUNGER, BIHAR - 811201,
PH :811201-9931962944.

MUZAFFARPUR

92.** DYNAMIC MARUTI SERVICE CENTRE (1163),
HARI SHARAN MARG, AMGOLA, POST OFF
RAMNA, MUZAFFARPUR-842 002,
PH :842002-.

93.##

PERFECT MOTORS (3465), NEAR CHANDNI
CHAUK, JHITKAIYA, POST: MIT PS:
BRAHAMPURA, MUZAFFARPUR-842 003
(BIHAR),
PH :842003-9835007407.

PATNA

94.** CAR SCANNER (1552), OPP. BATA, KANKAR
BAGH COLONY, PATNA-800 020,
PH :800020-9431016342

95.** GOOD WRENCH SERVICES (3364), NH 30,
BETWEEN BHARAT PETROLEUM & HP
PETROL PUMPS, , 1 KM WEST OF "0" MILE,
ASHOCHAK, NANDLAL CHAPRA, PATNA -
800007,
PH :800007-7277272777.

96.## MARUTI MAINTAINER (4842), PLOT NO 73,
MAIN ROAD, KANKARBAGH, NEAR
RAJENDRA NAGAR OVERBRIDGE, PATNA,
BIHAR-800020,
PH :800020-7903741541.

97.* MOHINI AUTOMOBILES (1049), BEHIND
RESERVE BANK OF INDIA, EXHIBITION
ROAD, PATNA-800 001,
PH :800001-.

98.** TIRUPATI AUTO (1956), ASHIANA MORE,
BAILEY ROAD OPPOSITE UNION BANK,
RAJABAZAR, PATNA-14,
PH :800014-.

99.** RANJAN MOTORS (3665), SUDARSHAN
PATH, NEAR PATNA SAHIB STATION,
PATNA CITY -800 009,
PH :800009-9334084343.

100.** CITY AUTO SERVICE (1250), NEAR ALPANA
MARKET, PATLIPUTRA COLONY,
PATNA-800013,
PH :800013-9334117070.

PURNEA

101.## AUTO INDIA (3026), SRI DHAM MANDIR,
PURNEA CITY, PURNEA 854302,
PH :854301-9470204501.

SAMASTIPUR

102.## MARUTI CARE (1526), TAJPUR ROAD,
SAMASTIPUR -848 101, (BIHAR),
PH :848101-.

SASARAM

103.## TRIPTY CAR SERVICE CENTRE (5535),
NEAR RELIANCE PETROL PUMP, G.T.
ROAD,NH-2,SASARAM-821115,
DISTRICT-SASARAM, BIHAR,
PH :821115-9934792421.

SITAMARHI

104.* SITAMARHI AUTO CARE (6050), INDUSTRIAL
AREA,RAJOPATTI, PO.SITAMARHI-843302,
DISTRICT-SITAMARHI , BIHAR,
PH :843302-9430012437.

CHANDIGARH

CHANDIGARH

105.** CAR CLINIC (179), PLOT NO-81, INDUSTRIAL
AREA, PHASE-2, CHANDIGARH,
PH :160002-9417216782.

106.## HI-TEK MOTORZ (4743), PLOT NO. 658,
INDUSTRIAL AREA, PHASE-1, CHANDIGARH,
PH :160002-9872567868.

107.## RATTAN MOTORS (1155), SECTOR 23-C,
CHANDIGARH-160 023, .
PH :160023-9814008335.

CHHATTISGARH

AMBIKAPUR

108.# MARUTI AUTO CARE (4839), KHARSIA NAKA,
AMBIKAPUR -497001, DISTRICT-SURGUJA,
CHATTISGARH,
PH :497001-9425256087.

BILASPUR (CHHATTISGARH)

109.## RAINEY'S AUTO CARE (4770), NEAR GREEN
PARK COLONY, JARHABHATA, BILASPUR,
CHATTISGARH- 495001,
PH :495001-9229884951.

JAGDALPUR

110.## VISHWAKARMA AUTOMOBILES (4467),
RAJMAHAL PARISHAR, CHAMBER OF
COMMERCE ROAD, JAGDALPUR,
CHATTISGARH- 494001,
PH :494001-9753300033.

JAMNIPALI

111.## AUTO CARE (3823), 203, J P COMPLEX
SADA COLONY, JAMNIPALI-495 450, TEH.
KATHGHORA DIST. KORBA (CHATTISGARH),
PH :495450-7587399102.

KORBA

112.## AUTO SELF SERVICE (8940), RAILWAY
STATION CANAL ROAD, NEAR SUNALIYA
RAILWAY CROSSING, , MURARKA GALI,
KORBA, CHATTISGARH -495678,
PH :495678-9229495000.

MANENDRAGARH

113.## SHARMA AUTO CENTRE (5354), MAIN ROAD -
MANENDRAGARH, DISTRICT - KOREA , PIN
- 497442, CHHATTISGARH,
PH :497442-7771011802.

RAIPUR

114.## SHIVAM CAR SERVICES (4774), BILASPUR
ROAD, KHAMTARAI, RAIPUR-492006,
CHATTISGARH,
PH :492006-9039090522.

RAJNANDGAON

115.## SAI MOTORS (3672), OPP DENTAL
COLLEGE, SUNDARA, DURG NAGPUR
HIGHWAY (NH-8), RAJNANDGAON - 491 441,
PH :491441-9893404117.

AND NAGAR HAVELI AND DAMAN A DAMAN

116.## CAR ZONE (4358), SURVEY NO. 70/3,
VARKUND, OPP VEERA DA DHABA, VAPI
DAMAN ROAD, DAMAN-396210,
PH :396210-9824184449.

117.## TOP GEAR (5469), DAMAN-KUNTA
ROAD,KUNTA DAMAN-396210, DISTRICT -
UNION TERRITORY , GUJARAT,
PH :396210-9825631264.

DELHI

DELHI

118.* AAPKA KARKHANA (MOTORS) PVT. LTD.
(869), 62/I POSANGIPUR MAIN MARKET, A-3
BLOCK JANAKPURI, NEW DELHI-58,
PH :110058-9811034869.

119.## ANAND MOTORS (4471), B-27, G.T. KARNAL
ROAD, INDUSTRIAL AREA, NEW
DELHI-110033,
PH :110033-9582379699.

120.** A-ONE AUTOMOBILES (3362), 487/35
NATIONAL MARKET, PEERAGARHI,
DELHI-110 087,
PH :110087-9810257472.

121.## ASHA AUTOMOBILES (850), A-2 CHOTTEY
LAL PARK, NAJAFGARH ROAD, OPP.KIRTI
NGR.P.O, NEW DELHI-15,
PH :110015-9818467898.

122.## AUTO ENGRS SERVICE STN. (8023),
OPP.MODEL TOWN, DERAWAL NAGAR,
DELHI-9,
PH :110009-9811137929.

123.* AUTO POINT SERVICE (1267), 708 RATTAN
PARK, OPP. RAMESH NAGAR, NEW
DELHI-110 015,
PH :110015-9958062220.

124.## AUTOTECH ENGINEERS (4551), PLOT NO.
20-24, MATIYALA VILLAGE, SECTOR-3,
NEAR DPS DWARKA, NEW DELHI-110075,
PH :110075-9811608008.

125.## BASANT MOTORS (8003), 78 TOLSTOY
LANE, BEHIND SCINDIA HOUSE, NEW
DELHI-110 001,
PH :110001-9811522266.

** A-Category Mass : Free & paid Service, Major repairs & Accidental repairs

C-Category Mass : Free & paid Service & Minor repairs

* B-Category Mass : Free & paid Service & Major repairs

D-Category Mass : Free Service & Minor repairs

Mass Network (AS ON 31.10.2023)

126.##	BHAGIRATHI MOTORS (4737), PLOT NO. 153/543, POOTH KHURD, DELHI-110039, PH :110039-9810804566.	139.##	NORTHERN SERVICE STATION (337), SARAI BASTI, ROAD NO.40, OPP. SHASTRI NAGAR, DELHI-35, PH :110035-9213710643.	152.##	YASHWANT PLACE SER.STN. (8022), AFRICA AVENUE, (OPP.CHANAKYA CINEMA), NEW DELHI-21, PH :110021-9868255788.	MAPUSA	165.##	SARDESAI AUTOMOBILES (2176), 194, GAUNSAWADA, NEAR MILAGRES CHURCH, MAPUSA, GOA-403 507, PH :403507-9764448741.	
127.##	BHASIN SERVICE STATION (830), DR.K.S.KRISHNAN ROAD, NEAR PUSA GATE, NEW DELHI-110 012., PH :110012-9971977992.	140.**	P R G MOTORS (365), A-99.103CH.TEKCHAND MARKET, GANESH NAGAR - TILAK NAGAR, DELHI-110 018, DELHI, PH :110018-9711196811.	153.*	CMP AUTOMOBILES (8073), C-18 SHASHI GARDEN, OPP. MAYUR VIHAR, DELHI-110 092, PH :110092-9818278323.	PONDA	166.*	DHAVLIKAR AUTOMOBILES (2041), NO.5 TIP TOP MANSION IV, INDIRA NAGAR, DHAVALI, PONDA, GOA-403 401, PH :403401-9890669879.	
128.**	BRIGHT MOTORS (P) LTD. (885), C-263 PEERAGARHI, OUTER RING ROAD, DELHI - 110 087, PH :110087-9810203018.	141.##	QUTAB SERVICE STATION (8078), MEHRAULI ROAD, NEW DELHI-110 017, , PH :110017-9811021862.	154.##	KITCHNER ROAD SERVICE STATION (864), ROAD NO.41, SAHEED LALA JAGAT NARAYAN MARG, NEAR T.V. TOWER PITAMPURA, DELHI-110 034, PH :110034-9211728002.	VERNA	167.*	LUBRICARE SERVICES (261), 7-D GOULLOY, NH.17 NUVEM, SALCETE, GOA-403 601, PH :403601-9822124376.	
129.*	DRIVE WELL SERVICE STN. (866), 1/486,G.C.S. COMPLEX,MAIN G.T. ROAD , DILSHAD GARDEN,NEW DELHI-110095 , DELHI , PH :110095-9811020603.	142.**	RAJINDRA SERVICES P.LTD. (826), B-55 G.T.KARNAL ROAD, INDUSTRIAL AREA, DELHI-110 033., PH :110033-9899580820.	155.**	SUBHYATRA AUTOMOBILES (5045), PLOT NO 31, N BLOCK SECTOR - 3, BAWANA INDUSTRIAL AREA BAWANA, PH :110039-9810668715.	GUJARAT			
130.##	ENGINEERS SERVICE STATION (834), SHRI AURBINDO MARG, (SAFDARJANG AIRPORT), NEW DELHI-110 003, PH :110003-9854262692.	143.##	ROHAN SERVICES (5444), PLOT NO:125.VILLAGE POCHANPUR, SECTOR - 23 DWARKA, DISTRICT - DELHI (WEST), DELHI, PH :110075-9911180827.	156.##	GUPTA SERVICE STATION (872), MOTI BAGH SOUGH, NEW DELHI-110021, , PH :110021-9810118027.	AHMEDABAD			
131.##	EXCEL AUTOMOBILES (3342), PLOT NO. 78, BAGDOLA VILLAGE, SECTOR 8, DWARKA, NEW DELHI-110 077, PH :110077-7011765194.	144.*	SATYA SERVICE STATION PVT. LTD. (3625), L-BLOCK HARI NAGAR, JAIL ROAD, NEW DELHI-64, PH :110064-9873461414.	157.##	SHARMA AUTOMOBILES (1939), 11/78 VILLAGE MOTI BAGH, NEAR NANAKPURA GURDWARA, RING ROAD, NEW DELHI-110 021, PH :110021-9911699999.		168.*	ANTOWAY (125), MANGALYA COMPLEX, NEAR ANJALI CINEMA CROSS ROAD, BATTHA, AHMEDABAD, PH :380007-9825016888.	
132.*	EXCLUSIVE AUTOMOBILES PVT. LTD. (3546), 98 MANGOLPUR KALAN, SECTOR-2 NEAR JAIPUR GOLDEN HOSPITAL, ROHINI, DELHI-110 085, PH :110085-9910782127.	145.**	SEVEN HILLS AUTOMOBILES PVT LTD. (848), D-20/1 OKHLA INDUSTRIAL AREA, PHASE II, NEW DELHI-110 020., PH :110020-9811037954.	158.*	STAR AUTOMOBILES (2574), MAIN SAFIABAD ROAD, NARELA, DELHI-110 040, PH :110040-9266661213.		169.##	DAHISON MOTORS (143), NEAR MANAV MANDIR, DRIVE IN ROAD (3437), AHMEDABAD-380 052, PH :380052-9898096242.	
133.##	GLOBE SERVICE STATION (8961), A-17, B1, EXTENSION MCIE, MATHURA ROAD, BADARPUR, DELHI-110 044, PH :110044-9540944009.	146.**	SHALIMAR AUTOMOBILES PVT. LTD (871), C-91/9 WAZIRPUR INDUSTRIAL AREA, ASHK VIHAR CROSSING, DELHI-110052, DELHI, PH :110052-9811171489.	159.**	MULTAN AUTOMOBILE ENGINEERS (853), B-7/1 OKHLA INDUSTRIAL AREA, PHASE II, NEW DELHI-110 020., PH :110020-9810186699.		170.##	MEGHDOOT MOTORS (3437), MASONIC LODGE COMPOUND, SHAHIBAUG ROAD, AHMEDABAD-4, PH :380004-9825972345.	
134.##	HUNDRED PERCENT (8967), LSC, SECTOR-9, OPP. NHAI, DWARKA, NEW DELHI-110075, PH :110075-9910586999.	147.##	SHIKHAR AUTOMOBILES (5546), A-2/1CHOTTEY LAL PARK,SHIVAJI MARG, OPP KIRTI NAGAR,METRO PILLAR NO.341, DISTRICT -WEST DELHI, NEW DELHI-110015, PH :110015-9810047047.	160.##	BAJAJ MOTORS (4940), T-5/242, MANGOLPURI INDUSTRIAL AREA, PHASE-1, NEW DELHI-110083, PH :110083-9811418505.		171.*	POKAR AUTO REPAIRERS (2479), NEAR UNION CO. BANK, SAJPUR BOGHA, NARODA ROAD, AHMEDABAD-382 345, PH :382345-9428608515.	
135.##	IMAGE (2561), IOC PUMP, NEAR SAMACHAR APT. , OPP. KIRTI APT., MAYUR VIHAR PHASE-I EXT., DELHI-110 091, PH :110091-9312082213.	148.##	SINTEX SERVICE STATION (777), 883,RITHALA INDUSTRIAL AREA., FIRNI NALA ROAD., DELHI - 85, DELHI, PH :110085-9868030802.	161.##	SHRI BALAJI CAR SCAN (2677), 43/12 OPP, NEW ANAJ MANDI, NAJAFGARH, NEW DELHI-110 043, PH :110043-9811891740.	GOA	172.*	RAJAN MOTORS (8968), 60, MADHUVAN PARK SOCIETY, BH. TRAFFIC CHOWKDI, GHODASAR CHAR RASTA, GHODASAR, AHMEDABAD - 380050, PH :380008-9825972345.	
136.**	R S AUTOMOBILES (273), 111/9 KISHANGARH, OPP. CNG PUMP NEAR SPYM INSTITUTE, ARUNA ASAF ALI ROAD, VASANT KUNJ, NEW DELHI - 110070, PH :110070-9540944009.	149.##	SRI BALAJI AUTOMOBILE (8038), KHASRA NO.33, 13/2-12 MAIN BAWANA ROAD, SAMEYPUR (NEAR DELHI COLLEGE OF ENGG.), DELHI, PH :110085-9811039601.	BICHOLIM	162.##	SHREE GURUKRUPA AUTOWORLD (1249), PLOT NO.76 , BICHOLIM, GOA-403 529, PH :403529-9422057272.		173.**	SPEED AUTO CARE PVT. LTD (5524), GIDC PLOT NO 12, ODHAV INDUSTRIAL ESTATE, NEAR BRTS GRID STATION, NEXT TORRENT POWER SUB STATION, ODHAV, AHMEDABAD, PH :380023-9979992779.
137.**	KUMAR AUTOMOBILES (855), B-281 OKHLA INDUSTRIAL AREA, PHASE-I, NEW DELHI-110 020, PH :110020-9810001625.	150.##	SRI SAI AUTO ENGINEERS (8074), 487/59 PEERA GARHI, INDUSTRIAL AREA, DELHI, PH :110087-9650531612.	CURCHOREM	163.##	VIPUL AUTOMOBILES (5376), PLOT NO.7,8,9,KAKODA INDUSTRIAL ESTATE, KAKODA CURCHOREM, DISTRICT - SOUTH GOA, GOA, PH :403706-9422018746.	AMRELI	174.*	CHAR CARE CENTRE (2734), PATEL GARAGE, CHAKRAGADH ROAD, AMRELI-365 601, (GUJARAT), PH :365601-9825422922.
138.**	NAVEEN AUTOMOBILES (4934), 37, PATPARGANJ INDUSTRIAL AREA, NEW DELHI-110092, , PH :110092-9911278537.	151.##	WIG AUTOMOBILES (8012), D-3, S.M.A CO-OP. INDL. ESTATE, (OPP. JAHANGIR PURI CHOWK), G.T. KARNAL ROAD, DELHI-110 033, PH :110033-9811297607.	KUNDAIM	164.*	VIKAS ENGINEERING WORKS (4953), BHOMA, KUNDAIM, GOA-403107, PH :403107-9823780335.		175.*	KHODIAR MOTORS (3029), GAVADKA ROAD, AMRELI-365 601, (GUJARAT), PH :365601-9825672657.

** A-Category Mass : Free & paid Service, Major repairs & Accidental repairs

* B-Category Mass : Free & paid Service & Major repairs

C-Category Mass : Free & paid Service & Minor repairs

D-Category Mass : Free Service & Minor repairs

Mass Network (AS ON 31.10.2023)

176.* PATEL TRACTOR COMPANY (2221), (SERVICE DIVISION), BEHIND SUNIL CHAMBERS, STATION ROAD, ANAND-388 001, PH :388001-9925534494.
177.## SHAKTI MOTORS (2226), OPP. J.K. PARK, NATIONAL HIGHWAY NO.8, P.O. VAGHASHI-388 320, TA: ANAND DISTT. KHEDA, PH :388320-9825792999.

ANJAR

178.# CAR AGE (5542), PLOT NO.11, MAHATMA NAGAR-1,ANJAR, GADHPADAR ROAD,NR.MAHAKALESHWAR, MAHADEV MANDIR,ANJAR, GUJARAT, PH :370110-9427216886.

BARDOLI

179.** POOJA MOTORS (361), (NEAR GIDC, SURAT ROAD, BARDOLI-394 601, (GUJARAT), PH :394601-9825762621.

BHARUCH

180.* NEW MARUTI MOTORS (5156), 9/16 AKASH GANGA,BIH CNG PUMP, OLD NH -8,BHOLAV , DISTRICT -BHARUCH, GUJARAT, PH :392001-9898611424.

BHAVNAGAR

181.## VIKRAM MOTOR GARAGE (127), TAKHTESHWAR PLOT, NEAR CHANDRA BHUVAN, BHAVNAGAR - 364 002., PH :364002-9427145452.

BHUJ

182.* ASHA MOTORS (3629), NEAR JAY NAGAR BUS STOP, MIRZAPUR HIGHWAY, BHUJ KUTCH, GUJARAT - 370001., PH :370001-9825225088.

BILIMORA

183.## PATEL AUTOMOBILES (4030), DANDEKAR COMPOUND, GANDEVI ROAD, BILIMORA, PH :396321-9824123875.

BORSAD

184.## SPEED AUTO (8953), I B PETROL PUMP, VASAD-TARAPUR HIGHWAY ROAD, VILLAGE BORSAD, TALUKA BORSAD, DISTRICT ANAND, GUJARAT- 388540, PH :388540-9979992779.

CHAND KHEDA

185.* BALVINDER AUTOMOBILES (8948), ZUNDAL CIRCLE, BEHINDDWARIKESH PARTY PLOT,NEAR SHAGUN 108,CHANDKHERA, VILLAGEZUNDAL, DISTRICTGANDHINAGAR, GUJARAT -382421, PH :382424-9924016000.

CHIKHLI (GUJ.)

186.## INAL MOTORS (3929), POST MAJIGAM, CHIKLI BILIMORA ROAD, DISTT NAVSARI, PH :396521-9099033773.
187.## SHREE AMBICA MOTORS (2663), KUNDI FATAK, NEAR ADARSH NURSERY, N.H.8, CHIKHLI DISTT. VALSAD (GUJARAT)-396 001, PH :396001-9825131520.

DAHOD

188.* CAR SEVA (2438), SAINT STEPHEN SCHOOL ROAD, GODHRA ROAD., DAHOD. PIN-389151, PH :389151-9426469122.

DEESA

189.## VAKHARIA MOTORS (3970), G L PADIAR COMPLEX, PALANPUR PATHAN HIGHWAY, OPP. RAJMANDIR TALKIES, DEESA, PH :385535-9377728841.

DHARI

190.## GURUKRUPA MOTORS (5876), NR. NARMADESHWAR MAHADEV TEMPLE, DHARI,AMRELI ROAD,DHARI-365640, DISTRICT-AMRELI, GUJARAT, PH :365640-9825374658.

DHORAJI

191.## UNIVERSE AUTO (5837), SARDAR CHOWK,DHORAJI-360410, DISTRICT-RAJKOT, GUJARAT, PH :360410-9727714643.

GANDHI NAGAR

192.* LABH MOTORS (4527), PLOT NO - B - 206+207 ,, GIDC, SECTOR -25., GANDHINAGAR GUJARAT, PH :382024-9825020030.

193.* RIDDHI MARUTI(A DIVISION OF SHREE ARBODA PVT. LTD (2151), E-19/10 G.I.D.C. SECTOR 26, NEAR K-7, GANDHINAGAR-382 044, PH :382044-9825041331.

194.## SHITAL MOTORS P.LTD. (134), 304 G.I.D.C., SECTOR-28, GANDHINAGAR - 382 028 (GUJARAT), PH :382028-9924127065.

HALOL

195.## MAA MOTORS (4767), GODHRA ROAD, NEAR TELEPHONE EXCHANGE, HALOL, GUJARAT, PH :389350-9898610212.

HIMMATNAGAR

196.## MEHTA SERVICE STATION (135), NEAR SHANTI GARDEN, RESTAURANT, DIWALI BAUG MOTIPURA, N.H.B. HIMMATNAGAR GUJARAT-383 001, PH :383001-9426556664.

IDAR

197.## SUN MOTORS (5175), IDAR-HIMMATNAGAR HIGHWAY ROAD, AT KRUSHNAGAR.PO NETRAMLI., TA.IDER DISTRICT SABARKANTA, GUJARAT, PH :383430-9228286768.

198.## ADINATH AUTOMOBILE & WORKSHOP (3136), NEAR HOTEL GREEN PARK, AMBAJI HIGHWAY ROAD ,IDAR-383 430, (GUJARAT), PH :383430-9825052940.

JAMKHAMBHALIA

199.## SHRI HARI OM MOTORS (4539), JADESWAR ROAD CHAR RASTA, OPP. KRISHNA WAY BRIDGE, JAM KHAMBHALIA-361305, GUJARAT, PH :361305-9426955344.

JAMNAGAR

200.* LANDMARK AUTOMOBILES (1973), PLOT NO-4/2, JAMNAGAR- KALVAD ROAD, MAHAPRABHUJI BETHAK ROAD, OPP SUBHASH BRIDGE, JAMNAGAR-361 006, (GUJARAT), PH :361006-7600000733.

JETPUR

201.## GIRIRAJ MOTORS (3971), JUNAGADH HIGHWAY, NEAR JALARAM TEMPLE, JETPUR, PH :360370-9727154392.

JUNAGADH

202.## MARUTI MOTORS (266), G.I.D.C. - I, RAJKOT HIGHWAY, DOLATPARA, JUNAGADH(GUJARAT), PH :382001-9099849888.

KALOL

203.## SUNRISE AUTO CENTRE (146), BLOCK SURVEY NO. 1141, OPP JANPATH PETROLEUM, NEAR SINDBAD HOTEL, AHMEDABAD-MEHSANA HIGHWAY, KALOL, DISTRICT - GANDHINAGAR, GUJARAT, PH :382721-9879542207.

KAMREJ

204.* PATEL MOTOR GARAGE (2764), PLOT NO 1,2,3, NAVAGAM, NR. MANISHA HOTEL, OPP. DADABHAGWAN TEMPLE, NAVAGAM, KAMREJ., DIST: SURAT-394185, PH :394185-9825127413.

KAPADVANJ

205.## DISHA MOTORS (5960), MAHAMADPURA,KAPADVANJ-NADIAD ROAD, KAPADVANJ-387620, DISTRICT-KHEDA, GUJARAT, PH :387620-9825641244.

KESHOD

206.## PRASAD MOTORS (3969), VERAVAL HIGHWAY, KESHOD., PH :362220-9825024888.

KHEDBRAHMA

207.## MARUTI AUTO CARE (5342), OPP POLICE STATION, AHMEDABAD-AMBAJI STATE HIGHWAY, KHEDBRAHMA, GUJARAT, PH :383255-9427369512.

LIMDI

208.## PARTH AUTOMOBILES (4171), OPP.SWAMINARAYAN TEMPLE, NH NO-8A, LIMDI DIST, SURENDRANAGAR , PIN-363421, PH :363421-9426714510.

LUNAWADA

209.## N.J. MOTORS (4370), MODASSA ROAD, NR. SAIFEE HOSPITAL, LUNAWADA, DIST: PANCHMAHAL (GUJARAT), PH :389230-9924252700.

MEHSANA

210.* SANSKAR MOTORS (5468), PALAVASANA -BECHARAJI ROAD., NR ONGC FIRE STATION, MEHSANA-384002 , DISTRICT-MEHSANA, GUJARAT, PH :384002-9825108359.

211.** SHUBH AUTO SERVICES (3367), NEAR AGRO PETROL PUMP, OLD RTO, RAMOSNA JAKAT NAKA, MEHSANA (GUJARAT), PH :384001-9825322460.

MORBI

212.## ARUN MOTORS SERVICE (2071), SANALA BYE PASS, NEAR G.P. GINING MILLS, MORBI -363641, GUJARAT, PH :363641-9825222825.

NADIAD

213.## SHIVAM MOTORS (4430), PLOT NO 35/1, QUALITY SEEDS COMPOUND, NEAR BHUTIA BUNGLOW, DABHAM, NADIAD, DISTRICT KHEDA, GUJARAT- 387320, PH :387320-9825021960.

NAKHATRANA

214.# ASHA MOTORS (4340), NANA ANGLADESH, NAKHATRANA HIGHWAY ROAD, NAKHATRANA, KUTCH, PH :370615-9727499383.

NAVSARI

** A-Category Mass : Free & paid Service, Major repairs & Accidental repairs

C-Category Mass : Free & paid Service & Minor repairs

* B-Category Mass : Free & paid Service & Major repairs

D-Category Mass : Free Service & Minor repairs

Mass Network (AS ON 31.10.2023)

215.## JIGAR MOTORS (133), N.H-8,KABILAPORE, NAVSARI, VALSAD DIST.-396 424 (GUJARAT), PH :396424-9879549533.

PALANPUR

216.## PANCHAL AUTO REPAIRING WO (138), HIGHWAY ROAD, NEAR RAILWAY CORSSING, PALANPUR-385001, PH :385001-8758048385.

PETLAD

217.## SIDDIH MOTORS (4166), OPP. GEB, NEAR RAILWAY CROSSING, NADIAD-KHAMBHAT HIGHWAY, PETLAD, ANAND, PIN-388450, PH :388450-7359465067.

PULSANA

218.## ZEBA MOTORS (4535), PLOT NO. 5, ZAIBUNISHA MANZIL, ANUKOOL NAGAR, BEHIND SAFED CHAL, UNN SURAT (GUJARAT), PH :394305-9913278658.

RAJKOT

219.** KHODIYAR MOTORS (356), DHEBAR ROAD (SOUTH), ATIKA INDUSTRIAL ESTATE, RAJKOT-360 001, PH :360001-9426202885.

220.* UNIVERSE AUTO (5544), C/O DELHI GUJARAT TRANSPORT.NR. NAVAGAM, OCTROI POINT ,AHMEDABAD HIGHWAY, RAJKOT-380002, DISTRICT - RAJKOT , GUJARAT, PH :380002-9879616643.

RAJPIPLA

221.## R. N. MOTORS (5255), 22-GIDC NEAR PETROL PUMP , RAJPIPLA, DISTRICT - NARMADA, GUJARAT, PH :393145-9925325300.

SAVARKUNDLA

222.## SHYAM MOTORS (8925), OPP. ESSAR PETROL PUMP, AMRELI ROAD,SAVARKUNDLA-364515, DISTRICT-AMRELI, GUJARAT, PH :364515-9427742134.

SIDDHPUR

223.## GOOD LUCK MOTORS (5341), 2.UMIYA COMPLEX NEAR GURUKUL , HIGH SCHOOL SIDDHPUR , DISTRICT - PATAN, GUJARAT, PH :384151-9898428989.

SIHOR

224.# MOMAI MOTORS (6032), NR. RAJ MOMAI PETROLIUM , BHAVNAGAR-RAJKOT HIGHWAY,SIHOR-364240, DISTRICT-BHAVNAGAR, GUJARAT, PH :364240-9510201800.

SILVASSA

225.## SHREE KRISHNA MOTORS (5374), PLON NO.43.66 KVA ROAD AMLI , SILVASSA-396230, DISTRICT -UT), GUJARAT, PH :396230-8155000345.

SURAT

226.## EMPEROR CAR TECH (1748), F.PLOT NO.124 NEAR RELIANCE COMPLEX, BESIDE SHEETAL MARBLE, SURAT-DUMAS ROAD PILOD, SURAT-395 007, PH :395007-9825033396.

227.** J.K.MOTORS (5158), LUHAR MOHALLA .POSTT PALGAM, DISTRICT - SURAT, SURAT -394510, GUJARAT, PH :394510-9909920902.

228.* NILESH MOTORS (5347), AMBER SHOPPING CENTRE.OPP.SADHNA CHAMBERS, VARACHHA ROAD , DISTRICT - SURAT , GUJARAT, PH :395004-9377762660.

229.** PATEL MOTORS (3060), 64 BAJRANG NAGAR, NEAR OCTROI CHECK POST, NANA VARCHA, SURAT-395 006, PH :395006-9909149498.

230.* TARUN MOTORS (5254), PLOT NO.A-10/14.ROAD NO.4, MAHATMA GANDHI ROAD,UDYOG NAGAR , UDHNA - SURAT , GUJARAT, PH :395210-9712976141.

231.## SEIKON MOTORS (3161), PLOT NO.49.50.51 SAI ASHISH INDL. ESTATE, NEAR BAMROLI BRIDGE, 120 FT. BAMROLI ROAD, SURAT (GUJARAT), PH :394210-9426149996.

SURENDERANAGAR

232.## ADIT MOTORS (1247), PLOT NO 101,4/B, OPP ANAND BHAWAN, NEAR SHITAL MOTORS (MAHINDRA DEALERSHIP), WADHWAN CITY, GUJARAT -363035, PH :363035-9879114222.

TALALA

233.* RUBY MOTORS (5942), TALALA ROAD , RAMRECHI(GIR), DIST - GIR, SOMNATH - 362150, PH :362150-9824061044.

UMBERGAON

234.## KARAN AUTOMOBILES (2571), OPP. DAMRU WADI, UMBERGAON SANJAN ROAD, UMBERGAON DIST. VALSAD, GUJARAT-396 170, PH :396170-9824336583.

UNJHA

235.## AMBIKA MOTORS (3932), SADGURU COMPLEX, AHMEDABAD PALAM PUR HIGHWAY ROAD, UNJHA, MEHSANA-384170, PH :384170-9824517382.

VADALI

236.# VRAJ MOTORS (4560), UMIYA PARK, HIGHWAY ROAD, VADALI TA, VADALI, SABARKANTA (GUJARAT), PH :383235-9427364109.

VADGAM

237.# CHAUDHARY & CHAUDHARY MOTORS (5851), OPP.RELIANCE PETROL PUMP, PALAMPUR ROAD - VADGAM, DISTRICT - BANASKANTHA, GUJARAT, PH :385410-9664590698.

VADODARA

238.** CAR CARE (2229), NEAR GANDHI OIL MILL, GORWA INDUSTRIAL ESTATE, BARODA-390 016, PH :390016-9825044610.

239.* CAR CLINIC (4640), PLOT NO. B-7 (PART), ANUR ESTATE, NEAR DABHOI ROAD, JAKATNAKA, VADODARA (GUJARAT), PH :390004-9925003558.

240.## DREAM MACHINES (2933), 19 MULJINAGAR COLONY, OPP. GHELANI PETROL PUMP, NIZAMPURA, VADODARA-390 002, PH :390005-7575809940.

241.* GENERAL MOTOR REPAIRING WORKS (2529), NEAR LOK SATTA PRESS, NAGARWADA, VADODARA-390 001, PH :390001-9825026106.

242.** HONEST AUTO STRUCTURE WORKS (279), 9, VINODBAUG BEHIND HOTEL SANMAN, JETPUR ROAD, VADODARA, PIN : 390005, PH :390002-9824014046.

243.## MAYUR SERVICE STATION (2224), NEAR POLICE STATION, PRATAPNAGAR ROAD, BARODA-390 004, PH :390001-9879453031.

VALIA

244.## HARI OM AUTO CARE (5750), NEAR MAZDA HOTEL - VALIA, ANKALESHWAR ROAD-VALIA, DISTRICT-BHARUCH, GUJARAT, PH :393135-9427336094.

VALSAD

245.* HONEST AUTO GARAGE (2220), SUGHAR FALIA, BEHIND MOTA GHANCHIWAD, VALSAD-396 001 (GUJARAT), PH :396001-9426110767.

VANTHLI

246.* INFINITY MOTORS (5963), RAVI RATAN VADLA FATAK , OPP.HP PETROL PUMP ,POST VADLA,TAL VANTHLI-362205, DISTRICT-JUNAGADH, GUJARAT, PH :362001-9898990120.

VIRAMGAM

247.## KRISHNA MOTOR GARAGE (4038), OUTSIDE BHARWADI GATE, NEAR BHARAT PETROL PUMP, VIRAMGAM, PH :382150-9426415274.

VYARA

248.# PARTH MOTORS (8928), D-1.CITY LIGHT TOWER KAKRAPAR, BYPASS ROAD-VYARA, DISTRICT-SURAT, GUJARAT, PH :394650-9898292020.

HARYANA

AMBALA

249.## BASSAN MOTORS (4964), 99 TH MALL, AMBALA CATT - 133001, HARYANA, PH :133001-9466000000.

250.** GURU NANAK MOTORS (2036), POLICE LINES CHOWK, AMBALA CITY, , PH :134003-8708357725.

251.## HIRA MOTORS (2740), 207 MILE STONE, VASANT VIHAR GT ROAD, N.H.-1, AMBALA CITY, PH :134002-9255285212.

252.** RAVI MOTORS (1957), 125 STAFF ROAD, HOTEL SAVOY, AMBALA CANTT-126 102, PH :133001-9315110209.

BADHARA

253.* S.S MOTORS (5735), NEAR REST HOUSE, BADHARA-123308, DISTRICT-BHIWAN, HARYANA, PH :127308-9255141288.

BAHADURGARH

254.## GL AUTOMOBILES (5263), MAIN ROHTAK ROAD, SANKHOL OPP CH. DEVI LAL PARK, DISTRICT - BAHADURGARH, HARYANA, PH :124507-9416303473.

BARARA

255.## LUXMI AUTOZONE (5334), VPO BARARA , DISTRICT - AMBALA, HARYANA, PH :133201-8222202406.

BARWALA (HARYANA)

** A-Category Mass : Free & paid Service, Major repairs & Accidental repairs

C-Category Mass : Free & paid Service & Minor repairs

* B-Category Mass : Free & paid Service & Major repairs

D-Category Mass : Free Service & Minor repairs

Mass Network (AS ON 31.10.2023)

256.** FAQIR CHAND QUALITY FUELS (5435), KILLA NO.20L.H.S. NH-65, CHANDIGARH ROAD -BARWALA, DISTRICT - HISAR, HARYANA, PH :125121-9991000764.

BHIWANI

257.## VEER MOTOR WORKSHOP (8958), 22,23,24 AUTO MARKET, LOHARU ROAD, BHIWANI, HARYANA-127021, PH :127021-9416057857.

BHUNA

258.* MITTAL AUTOMOBILES (5748), NEAR BUS STAND ,JAKHAL ROAD - BHUNA, PIN-125111, DISTRICT-FATEHABAD, HARYANA, PH :125111-9813207221.

FARIDABAD

259.## BALAJI SERVICE STATION (4956), SECTOR 23-24, MAIN ROAD, NEAR BALAJI DHARM KATA, FARIDABAD-121004, HARYANA, PH :121001-.

260.** INSUH AUTO (377), 13/3 MAIN MATHURA ROAD, NEAR NHPK CHOWK, FARIDABAD, HARYANA - 121003, PH :121003.

261.## KHURANA AUTOMOBILES (2863), 3C/60 B.P. (OPPOSITE ESI HOSPITAL), N.I.T., FARIDABAD, PH :121001-.

262.** PERFECT AUTOZONE (P.) LTD. (5667), PLOT NO 9, ADJACENT TO UNION BANK OF INDIA, ANKHIR, OPP SEC 21-D, MAIN BADHKAL ROAD, DISTT FARIDABAD, HARYANA - 121001, PH :121001-.

263.## SARASWATI AUTOMOBILES (4465), 44 B.P. NEELAM BATA ROAD, N.I.T, FARIDABAD, PH :121001-.

264.## AUTO ENGINEERS (5350), 131, DLF INDUSTRIAL AREA, PHASE-1, DISTRICT - FARIDABAD, HARYANA., PH :121003-.

FARRUKHNAGAR

265.** M R MOTORS (5946), GURGAON-JHAJJAR ROAD,OPP. ANAAZ MANDI, FARRUKHNAGAR-123506, DISTRICT-GURGAON, HARYANA, PH :122506-9810831200.

FATEHABAD (HARYANA)

266.## DHINGRA AUTOMOBILES (1856), G.T. ROAD, FATEHABAD, (HARYANA), PH :125050-9896012906.

267.## INDIRA MARUTI SERVICE STATION (3064), OPPOSITE M M COLLEGE, SIRSA ROAD, FATEHABAD, 125050, PH :125050-9254080200.

GANAUR

268.## SITA AUTOMOBILES (4260), 347, WARD NO. 10, BST ROAD, GANAUR, DISTT- SONEPAT, PH :131101-9992022047.

GANGWA

269.** PANCHMUKHI AUTOMOBILES (5968), HISSAR RAJGARH ROAD, GANGWA-125001, DISTRICT-HISSAR, HARYANA, PH :125001-9728100029.

GOHANA

270.## KRISHNA MOTORS (4132), ROHTAK ROAD, GOHANA, , PH :131301-9017062999.

GURGAON

271.## A & A ENTERPRISES (4639), 396, PHASE-IV, UDYOG VIHAR, GURGAON (HARYANA), PH :122015-8851819511.

272.## GANGA MOTORS (363), SHIVPURI, GURGAON-122 001, , PH :122001-.

273.* KUMAR AUTOMOBILES (4848), KILLA NO 12/2, NEAR BMW TRAINING CENTER, SPR ROAD, GURUGRAM, HARYANA, PH :122002-.

274.## MANISH AUTOMOBILES (4777), GHATA ROAD, WAZIRABAD, NEAR SECTOR-56, GURGAON-122001, HARYANA, PH :122001-.

275.** QUTAB AUTOMOBILES (3668), KHEWAT/ KHATA NO 714/909, VILLAGE JHARSA, UNITECH CYBER PARK ROAD, SECTOR 39, GURGAON, HARYANA 122001, PH :122001-9811687333.

276.## RAJASTHAN AUTO WORKS (4760), LT. ATUL KARATIA MARG, NEAR PETROL PUMP, AKASHI FILLING STATION, AMAN PURA, SECTOR-5 ROAD, GURGAON-122001 (HARYANA), PH :122001-9910070220.

277.## S G MOTORS (5756), PLOT NO.494,SECTOR 37, PACE CITY II,VUDYOGS VIHAR VI - GURGAON, DISTRICT-GURGAON, HARYANA, PH :122001-9711770092.

278.** M R MOTORS (8946), VIJAY VIHAR,MAIN SILOKHRA ROAD,SEC-30, GURGAON-122002 HARYANA , PH :122001-9992111244.

279.** SOMESH AUTOMOBILES (455), PLOT NO 249/2/8, BLOCK A, ROAD NO A-56, DLF PHASE 1, GURGAON 122002, PH :122002-9717070830.

280.## SRI PARKASH AUTOMOBILES (5862), BAUGHERA ROAD,NEAR PARKASH PURI ASHRAM, NEW PALAM VIHAR,GURGAON-122001, DISTRICT-GURGAON, HARYANA, PH :122001-.

281.## TOP GEAR AUTOMOTIVE ENGINEERS (4464), G-34, REZANG LA ROAD, ASHOK VIHAR PHASE 2, GURGAON 122006, PH :122001-.

HANSI

282.** VIKAS AUTOMOBILES (4744), SHANTI NIKETAN, OPP. JIND BYE PASS, G.T. ROAD, HANSI, DISTRICT-HISSAR (HARYANA), PH :125033-9466248037.

HISSAR

283.* PALCO MOTOR GARAGE (4739), 96 AUTO MARKET, HISSAR-125001, HARYANA, PH :125001-9729601111.

284.* SAI AUTOMOBILES (5267), TOSHAM ROAD, NEAR AAKASH INSTITUTE, SECTOR-13, HISSAR, HARYANA, PH :125001-7988238034.

285.** SALASAR AUTO (4735), OPP. VIDYUT NAGAR GATE NO. 2, DELHI ROAD, HISSAR-125001, HARYANA, PH :125001-9355486716.

HODAL

286.## VED MOTORS (2247), HIGHWAY ROAD, NEAR RAILWAY STATION CHOWK, HODAL-121 06, (FARIDABAD), PH :121106-7988978936.

INDRI

287.## ASHOKA MOTORS (6041), OPP. PARTAP FILLING STATION,LADWA ROAD., TEHSIL-INDRI,DISTRICT-KARNAL, HARYANA, PH :132041-8813000316.

ISMALABAD

288.* VINAYAK MOTORS (6052), OPP. MAHARAJA PALACE , AMBALA HISSAR ROAD , ISMAILABAD-136129 , HARYANA, PH :136129-9034820190.

ISRANA

289.## SHIV DARSHAN AUTOMOBILES (6051), ISRANA PANIPAT ROAD, NR. NC COLLEGE,ISRANA-132103, DISTRICT-PANIPAT , HARYANA, PH :132107-9911366230.

JHAJJAR

290.## VASUNDHRA MOTORS (1467), REWARI ROAD, JHAJJAR-124 103, (HARYANA), PH :124103-9812012180.

JIND

291.## MOHIT MOTORS (1574), SAFIDON GATE, JIND-126 102, , PH :126102-9355129844.

KAITHAL

292.# HIND AUTOMOBILES (1858), AMBALA ROAD, KAITHAL., PH :136027-7015806781.

KANINA

293.## SHREE KRISHNA MOTORS (5953), BHOOP SINGH MARKET,NEAR PETROL PUMP, MAHINDERGARH ROAD,KANINA-123027, DISTRICT-MAHINDERGARH, HARYANA, PH :123027-9467641678.

KARNAL

294.** RUBY MOTORS (4734), 28/3 HSIDC, NEAR NAMASTEY CHOWK INDUSTRIAL AREA, KARNAL-132001, HARYANA, PH :132001-9896345633.

KHARKHODA

295.* PRANAV MOTORS (5771), SAMPLA ROAD,KHARKAUDA-131402, DISTRICT-SONEPAT, HARYANA, PH :131402-9896145161.

KUNDLI

296.## SHIV SHAKTI AUTOMOBILES (4628), SECTOR 53, HSIDC, JANTI ROAD, NEAR K.H.I COLD STORAGE, KUNDLI, SONEPAT, HARYANA - 131028, PH :131001-9811047480.

KURUKSHETRA

297.## KARTAR MOTORS (1645), RED ROAD, KURUKSHETRA-132 118 , , PH :136118-9896245900.

298.** KARTAR MOTORS (5349), PLOT O 65-66, SECTOR -2, HUDA INDUSTRIAL, AREA KURUKSHETRA, PH :136118-9896245900.

299.## SAINI MOTORS (2131), G.T. ROAD, UMRI CHOWK, KURUKSHETRA, (HARYANA), PH :136118-9896183931.

LOHARU

300.## BHAWNA MOTORS (6028), BHIWANI ROAD, LOHARU-127201, DISTRICT-BHIWANI , HARYANA, PH :127201-8901276555.

MAHENDERGARH

301.## SHREE SHYAM MOTORS (8960), NEAR I.O.C PETROL PUMP, MAHENDERGARH-123029, DISTRICT-MAHENDERGARH, (HARYANA), PH :123028-.

** A-Category Mass : Free & paid Service, Major repairs & Accidental repairs

C-Category Mass : Free & paid Service & Minor repairs

* B-Category Mass : Free & paid Service & Major repairs

D-Category Mass : Free Service & Minor repairs

MANDI ADAMPUR

302.## MITTAL AUTO AGENCIES (2966), 113-15 AUTO MARKET, MANDI ADAMPUR, (HARYANA), PH :125052-9729173300.

MANESAR

303.## MAITRI SERVICE STATION (2378), N.H.8, DELHI-JAIPUR ROAD, MANESAR (GURGAON), PH :122001-98180001128.

NARNAUL

304.## SHYAM AUTO TRADE (1571), SINGHANA ROAD, NARNAUL-123 001, (HARYANA), PH :123001-.

NILOKHERI

305.## SAHIL MOTORS (5049), NEW NEHSIL ROAD, NILOKHERI, DISTRICT KARNAL , NILOKHERI-132117, HARYANA, PH :132117-9812510190.

PALWAL

306.** D.K. & R.K. MOTORS (1159), NEAR BUS STAND , NH-2 PALWAL, PALWAL, PH :121102-.

307.* SHEELA MOTORS (5141), OPP MUNICIPAL COUNCIL OFFICE, OLD G T ROAD, PALWAL, DISTRICT - FARIDABAD, HARYANA, PH :121102-.

PANCHKULA

308.** PANCHKULA AUTO SERVICES (1949), PLOT NO.300, PHASE-II INDUSTRIAL AREA, PANCHKULA-134 109, (HARYANA), PH :134109-9872441546.

PANIPAT

309.** PREM MOTORS (2266), PLOT NO.134, SECTOR 25 INDUSTRIAL AREA, PANIPAT, PH :132103-9896306380.

PATAUDI

310.** SHUBHAM AUTOMOBILES (4641), REWARI ROAD, PATAUDI, DISTT. GURGAON, PH :122413-.

PEHOWA

311.* AMAR AUTOMOBILES (2270), OPP. DAV COLLEGE, AMBALA ROAD, PEHOWA DISTT. KURUKSHETRA, (HARYANA), PH :136128-9896002974.

RADAUR

312.## SHRI SHIVAM AUTOMOBILES (5852), S.K. ROAD,OPP. ESSAR PETROL PUMP, RADAUR-135133, DISTRICT-YAMUNANAGAR, HARYANA, PH :135133-9034384003.

RANIA

313.## SINGLA MOTORS (3779), NEAR BUS STAND, RANIA-125 076, DISTT. SIRSA (HARYANA), PH :125076-9416011238.

REWARI

314.## GAUTAM MOTORS (1837), NARNAUL ROAD, REWARI -123401 (HARYANA), . , PH :123401-9416064894.

315.## PULYANI MOTORS (4663), BEHIND KAMLA PALACE, CIRCULAR ROAD, REWARI-123401, HARYANA, PH :123401-.

316.* SHIVAM SERVICES (1466), OPPOSITE B.D.O. BLOCK OFFICE, GARHI BOLNI ROAD, REWARI, HARYANA - 123401, PH :123401-.

SADHAURA

317.## SHREE GANESH MOTORS (5959), NEAR INDIAN OIL PETROL PUMP, KALA AMB ROAD,SADHAURA-133204, DISTRICT-YAMUNANAGAR, HARYANA, PH :133204-9813376260.

SHAHABAD

318.** MAHALAXMI MOTORS (354), LADWA ROAD, SHAHABAD MARKANDA-136 135, (HARYANA), PH :136135-9812036433.

SIWANI

319.## GANESH AUTOMOBILES (5931), NEAR RELIANCE PETROL PUMP,HISAR ROAD,SIWANI, DISTRICT-BHIWANI, HARYANA - 127046, PH :127046-8607113000.

SOHNA

320.** SHRI SHYAM MOTORS (8930), OPP.RAGHUNANDAN PETROL PUMP, NEAR GD GOENKA INTERNATIONAL SCHOOL, SOHNA-122103, HARYANA, PH :122103-9582350079.

SONIPAT

321.## NEW HIGHWAY MOTORS (8923), MAIN DELHI ROAD, SONEPAT, HARYANA, PH :131001-9416672009.

TAURU

322.## R M MOTORS (5842), WADE NO:4BEHIND WINE SHOP MAIN REWARI SOHNA ROAD, TAURU-122105, DISTRICT-MEWAT, HARYANA, PH :122105-9812378663.

TOHANA

323.## DHANDA MOTORS (2271), PLOT NO.4, RATIA ROAD, TOHANA, DISTT. FATEHABAD, PH :125120-9466615006.

TOSHAM

324.## MOHINI AUTOMOBILES (6026), OPP.NEW ANAJ MANDI , NEAR MINI BANK,TOSHAM-127040 , DISTRICT-BHIWANI, HARYANA, PH :127040-.

UKLANA

325.* SHREE GANESH MOTORS (5747), PLOT NO#29,UKLANA MANDI, DISTRICT-HISSAR, PIN-125113, HARYANA, PH :125713-8168399836.

YAMUNANAGAR

326.** GOPAL AUTOMOBILE SERVICE STATION (1874), NEAR LAL DAWARA, JAGADHRI ROAD, YAMUNANAGAR-135 001, PH :135001-9896308515.

HIMACHAL PRADESH

ALAMPUR

327.## SUBH AUTOMOBILES (5964), SH-39,ALAMPUR-176110, DISTRICT-KANGRA, HIMACHAL PRADESH, PH :176082-9816675551.

AMB

328.## SHUBHAM MOTORS (5933), NEAR PINDI ASHRAM,HAMIRPUR ROAD, AMB-177203, DISTRICT-UNA, HIMACHAL PRADESH, PH :177203-9418114176.

ANNI

329.## SARAJ AUTO WORLD (6044), VERMA BUILDING,NR. NAGAN HARIPUR , TEHSIL,ANNI-172026 , DISTRICT-KULLU , HIMACHAL PRADESH, PH :172026-.

BADDI

330.** LAJ MOTORS (5541), 436.MAUJA SURAJ,MAJRA LABANA, BADDI, DISTRICT - SOLAN, HIMACHAL PRADESH, PH :173205-9816039189.

BANGANA

331.## TRISHLA AUTOMOBILES (5869), VILLAGE BPO & TEHSIL BANGANA, BANGANA-174307, DISTRICT-UNA, HIMACHAL PRADESH, PH :174307-9817645350.

BANOI

332.## BABA SERVICE STATION (4634), VILL BANOI, TEH SHAHPUR P.O., BANOI, DIST KANGRA (HIMACHAL PRADESH), PH :176209-9418051290.

BARMANA

333.## AVER AUTO (5955), VILLAGE LAGHAT,TEHSIL SADAR, PO BARMANA-174013, HIMACHAL PRADESH, PH :174013-9418064130.

BHAMBLA

334.* DHIMAN MOTORS (3837), PLOT NO. 42., INDUSTRIAL AREA, BHAMBLA, JAHU, DISTT MANDI, PH :175004-9816227437.

BHUNTAR

335.## HANDA MOTORS (4262), HANDA COMPLEX, NEAR AIRPORT, BHUNTAR, KULLU (H.P), PH :175125-9816007003.

BILASPUR (H.P)

336.## BHASKAR AUTO SPARE & SERVICE (1730), 8-8 ROURA SECTOR II, (NEAR DURGA MANDIR), BILASPUR-174 001 (H.P.), PH :174001-9816436001.

CHAMBA

337.* AUTOZONE (5247), PATHANKOT RAOD PAREL , SULTANPUR - CHAMBA, DISTRICT - CHAMBA , HIMACHAL PRADESH, PH :176310-9418214848.

338.## KAILASH SERVICE STATION (3527), AMRIT NIWAS MOHALLA, BONGUTA, CHAMBA TOWN, DISTT.CHAMBA, PH :176310-9896679445.

DARLAGHAT

339.## CHANDEL SERVICE STATION (5233), DARLAGHAT , DISTRICT-SOLAN, HIMACHAL PRADESH, PH :171102-9816039865.

DEHRA

340.* WALIA ENTERPRISES (4252), HANUMAN CHOWK, NEAR DEHRA BRIDGE, DEHRA, DISTT. KANGRA, PH :177101-9418152855.

DHARAMSHALA

341.## EAGLE MOTOR SERVICE STN. (6426), SHAM NAGAR, DHARAMSALA-176215 (HIMACHAL PRD.) , PH :176215-8219915841.

342.## HIM AUTO STATION (8964), VPO DARI, DHARAMSHALA, (H.P.), PH :176057-9418029655.

343.## SHIV SHAKTI CAR CARE (1277), NEAR RAINBOW SCHOOL, DARI ROAD, DHARAMSHALA-176 057, PH :176057-9318752074.

GHUMARWIN

** A-Category Mass : Free & paid Service, Major repairs & Accidental repairs

C-Category Mass : Free & paid Service & Minor repairs

* B-Category Mass : Free & paid Service & Major repairs

D-Category Mass : Free Service & Minor repairs

Mass Network (AS ON 31.10.2023)

344.## BHASKAR AUTO SPARES & SERVICES (5147), VILLAGE KULARU, GHUMARWIN, DISTRICT - BILASPUR, HIMACHAL PRADESH, PH :174021-9816090504.

GUMMA

345.## CHAUHAN ENTERPRISES (5660), VILLAGE GUMMA, TEHSIL KOTKHAJ, GUMMA, DISTRICT - SHIMLA, HIMACHAL PRADESH, PH :171202-9218690917.

JAWALA JI

346.## SRI PARBHAT MOTORS (5036), VPO & TEHSIL, JAWALI-(BHANE), DISTRICT - KANGRA, (HIMACHAL PRADESH), PH :176023-9805511205.

JAWALAMUKHI

347.## LAKSHMI AUTO SPARES & SERVICE CENTRE (4630), NEAR GANJU BAGH, DEHRA ROAD, JAWALAMUKHI, TEH. DEHRA, DIST. KANGRA (HIMACHAL PRADESH), PH :176031-9418091048.

KARSOG

348.## DEEPAK AUTOMOBILES (4057), MR. DEEPAK SHARMA, C/O SHARMA GENERAL STORE, KARSOG, MAIN BAZAR, DIST MANDI, HIMACHAL PRADESH, PH :175011-.

KAZA

349.## SPITI MOTORS (6033), VILL. & PO KAZA-172114, DISTRICT-LAHAUL & SPITI, HIMACHAL PRADESH, PH :172114-9418758974.

KEYLONG

350.## YOLAX MOTORS (3830), KEYLONG, DISTT. LAHAUL & SPITI, , PH :175133-7651031580.

KULLU

351.## PURI BROTHER'S (4242), I.O.C DEALER, DHALPUR, KULLU, H.P, PH :175101-9418395358.

352.## SURYA MOTORS & SERVICE CENTRE (2943), NH-21, MANALI ROAD, BABELI, DISTT. KULLU-175 138 (H.P.), PH :175138-9418059956.

KUMARHATTI

353.* SOLAN AUTOMOBILES PVT. LTD. (6420), DAGHOTA(SOLAN), P.O.KUMAR HATTI-173 229 (H.P.), , PH :173229-9816030330.

KUMARSAIN

354.## RED LINE (5965), VILL. KEPU,PO KIRTI SAINZ, TEHSIL,KUMARSAIN-172030, DISTRICT-SHIMLA, HIMACHAL PRADESH, PH :172030-9816027007.

MANDI

355.** BHAGWATI AUTOMOBILES (269), PLOT NO. 13 INDUSTRIAL AREA PHASE 3 SAULI KHAD MANDI (H.P.), PH :175001-9418461897.

MARANDA

356.## MODERN SERVICE CENTRE (1175), PUSHOP COMPLEX, MARANDA-176 102, (H.P.), PH :176102-7018243011.

MEHATPUR

357.## BUDHA AUTO HOUSE (6422), MAIN BAZAR, UNA, MEHATPUR-174315 (H.P.), PH :174315-9815971708.

MUBARAKPUR

358.## SHIV SHAKTI AUTOMOBILES (1732), HOSHARPUR ROAD, MUBARKPUR, DISTT. UNA, (H.P.), PH :177202-9418328361.

NADAUN

359.** CAR CARE ENGINEERS (4423), HOSHARPUR ROAD, MANPUL, NADAUN DISTT, HAMIRPUR, HP, PH :177033-9857799080.

NAHAN

360.## AGGARWAL MOTORS (3334), GUNNU GHAT, NEAR TELECOM COLONY, NAHAN-173 001, PH :173001-9418023558.

NALAGARH

361.## KRISHNA MOTOR (5275), PEERTHAN,PO NALAGARH, DISTRICT - SOLAN, HIMACHAL PRADESH, PH :174101-9418094064.

PALAMPUR

362.** SANGRAI AUTO SERVICE (6430), OPP. SITLA MATA MANDIR, PALAMPUR-176 061, DISTT. KANGRA (H.P.), PH :176061-9418085915.

363.## SANTOSHI AUTOMOBILES (4776), VILLAGE & P.O. BHAWARNA, TEHSIL, PALAMPUR, DISTRICT- KANGRA (HIMACHAL PRADESH), PH :176083-9418184367.

PAONTA SAHIB

364.## SUMEET MOTORS (1441), SHAMSHERPUR, PAONTA SAHIB-173 025, (H.P.), PH :173025-9418018329.

PAPROLA

365.## ABROL AUTOMOBILES (3470), VPO PAPROLA, TEHSIL BAUNATH, DISTT KANGRA, HIMACHAL PRADESH -176115, PH :176115-9418066917.

PARWANOO

366.## DIVYA SALES (6428), DIVYA BHAWAN VILL. KAMLI, SECTOR-1, PARWANOO, PH :173220-9816032002.

PATLI KUHAL

367.* JAMDAGNI MOTORS (760), VILLAGE PATLI KUHAL, P.O.KATRAN, DISTT.KULLU (H.P.), PH :175129-9816040247.

RAJGARH (H.P)

368.## RAJGARH AUTOMOBILES (5458), PO RAJGARH,TEH RAJGARH, DISTRICT - SIRMOUR, HIMACHAL PRADESH, PH :173101-9418021344.

RAMPUR BUSHAHR

369.** HIGHWAY SERVICE STATION (2649), CHUHA BAG, RAMPUR BUSHAHR, (H.P.) -172001, PH :172001-9805831627.
370.## KRISHNA AUTOMOBILE (4438), VILL CHUHA BAG, RAMPUR BUSHAHR-172001, , PH :172001-9418036091.

RECONG PEO

371.## KRISH AUTO (4134), RECONG PEO, TEHSIL KALPA, DISTT KINNAUR, HIMACHAL PRADESH - 172707, PH :172107-9816579999.

ROHRU

372.## KAMTA SERVICE STATION (2338), ROHRU, DISTT. SHIMLA, (H.P.), PH :171207-9418040106.

SALASHI

373.## THAKUR AUTOMOBILES (3838), JALANDHAR MANALI NATIONAL HIGHWAY (NH70), NEAR DAV SCHOOL, VILLAGE SALASHI, DISTT HAMIRPUR, PH :177001-9418490904.

SARKAGHAT

374.## SHAKUNTLA MOTORS (5755), MANDI ROAD-SARKAGHAT, DISTRICT-MANDI, PIN-175024, HIMACHAL PRADESH, PH :175024-9817818822.

SHIMLA

375.** GURRAJ AUTO SERVICE (757), NEAR CPRI ROAD, BEMLOI, SHIMLA-171 001, PH :171001-9816233030.

376.** MOTO WORLD (6433), NAVBAHAR, SHIMLA-171 002, PH :171002-9459050769.

SOLAN

377.## SOLAN SERVICE CENTRE (764), BYE PASS, NEAR PWD OFFICE, SOLAN-173 212, PH :173212-9816022640.

SUBATHU

378.## SHYAM AUTOMOBILES (4558), NEAR SHANTI FILLING STATION, V.P.O RADYANA, SUBATHU, DIST SOLAN (HIMACHAL PRADESH), PH :173206-9418061757.

SUNDERNAGAR

379.** V.M. SERVICE STATION (3777), CHAMUKHA, P O HARABAGH, NH-21, SUNDER NAGAR-174 402 (H.P.), PH :175019-9418064130.

THEOG

380.## JOSHI MOTORS (2778), SHALLI BAZAR, THEOG, DIST. SHIMLA, (H.P.), PH :171201-9459100051.

UNA (H.P)

381.## RUDRA MOTORS (3925), NEAR OLD HOSPITAL CHOWK, NH-22, UNA - 174303 (H.P.), PH :174303-8628803717.

382.## TRINITY AUTO FAST ENGINEERS (1755), JALGRAN TABBA, NANGAL ROAD, UNA, HIMACHAL PRADESH - 174303, PH :174303-9816628020.

JAMMU AND KASHMIR

AWANTIPORA

383.## KESAR AUTOMOBILES (5938), KHAR ,MORH,NATIONAL HIGHWAY 1A, AWANTIPORA-192122, DISTRICT-PULWAMA, JAMMU & KASHMIR, PH :192122-7780873161.

BARAMULA

384.* MARUTI MASTERS (4369), KANISPORA, BARAMULA, KASHMIR, PH :193101-9906864748.

CHADOORA

385.* VEHICLE MASTERS (4661), MAIN ROAD, CHADOORA-190001, DIST. BUDGAM, JAMMU & KASHMIR, PH :190001-9419441217.

JAMMU

386.* CARE POINT AUTOMOBILES (4652), OPP. BSF CAMPUS ROAD, AKHNOOR ROAD, JAMMU-180002, PH :180002-9419283151.

** A-Category Mass : Free & paid Service, Major repairs & Accidental repairs

C-Category Mass : Free & paid Service & Minor repairs

* B-Category Mass : Free & paid Service & Major repairs

D-Category Mass : Free Service & Minor repairs

387.** CHECK N CARE AUTOMOBILE CENTRE (1773), OPP. GURUDWARA SRI SINGH SABHA, NARWAL BYE PASS ROAD, JAMMU, PH :180001-9419190796.
 388.** KWIK FIT (2343), AMBPBALLA, B.C. ROAD, JAMMU-180 001, PH :180001-9419104400.
 389.** MAGNA GARAGES (441), NARWAL CHOWK, TRANSPORT NAGAR, JAMMU-180 006, PH :180006-9796800000.
 390.## NATIONAL MOTORS (5074), OPP APNA VIHAR.B.P. PETROL PUMP , NH-1A.KUNJWANI JAMMU, DISTRICT - JAMMU, JAMMU & KASHMIR, PH :180010-9419322222.

KATHUA

391.* KATHUA MOTORS (3323), HATLI MORE, KATHUA-184 102, (J&K), PH :184102-9419150694.

KATRA

392.## VIDYA AUTOMOBILES (1165), JAMMU ROAD, KATRA, (J&K), PH :182320-9596676576.

KISHTWAR

393.## MINTOO MOTORS (4133), NEAR H.H.P.C SCHOOL, KISHTWAR, DISTT DODA (J & K), PH :182204-9622055250.

MATTAN

394.## DANISH AUTOMOBILES (5478), PAHAL GAM ROAD, STATE HIGHWAY - MATTAN, DISTRICT - ANANTNAG, JAMMU & KASHMIR, PH :192125-9419041724.

PHINTER

395.## BADYAL AUTOMOBILES (4149), C/O BADYAL AUTOMOBILE, PHINTER, TEH BILLAWAR, DISTT KATHUA, PHINTER (J & K), PH :184203-9419691916.

PULWAMA

396.** KASHMIR AUTOMOBILES (8969), NEAR FRUIT MANDI, PRICHOO PULWAMA, KASHMIR, PH :192301-9622742291.

RAJOURI

397.## MILLENNIUM MOTORADES (2937), ALPHA GATE, T.C.P., RAJOURI-185 132, (J&K), PH :185132-7006122022.

REASI

398.## U LIKE CAR CLINIC (4771), GITA NAGAR, REASI JYOTIPURAM ROAD, REASI, DISTRICT-UDHAMPUR (JAMMU & KASHMIR), PH :182311-7006083550.

SAMBHA

399.## DHANSAR CAR CLINIC (5146), NATIONAL HIGHWAY , SUPWAL SAMBHA , DISTRICT - JAMMU, J&K, PH :184120-9419393949.

SOPORE

400.## HASSAN MOTORS (2434), BPC DEALER, SOPORE, KASHMIR, PH :193201-9906506786.

SRINAGAR

401.* A.B. MOTORS (5072), BEHIND NEW SECRETARIAT ROAD, SRINAGAR, DISTRICT - SRINAGAR, JAMMU & KASHMIR, PH :190009-9419007966.
 402.** ADAM'S AUTOAIDES (5766), SIDCO INDUSTRIAL EXTATE,SHALTENG, SRINAGAR-, DISTRICT-SRINAGAR, JAMMU & KASHMIR, PH :191202-9906580089.
 403.* HASEEN MOTORS (5249), BY-PASS BRIDGE .BAGH MEHTAB, SRINAGAR , JAMMU & KASHMIR , PH :190019-9419006847.

404.## NEW NATIONAL AUTOMOBILES (5073), RAM BAGH AIRPORT ROAD.SRINAGAR, DISTRICT - SRINAGAR, JAMMU & KASHMIR, PH :190009-9419013778.

405.* SRINAGAR AUTOMOBILES (4925), M.A. LINK ROAD, NEAR TRANSPORT YARD BRIDGE, CHINARBAGH, SRINAGAR-190001 (JAMMU & KASHMIR), PH :190001-9419001793.

SURNKOTE

406.## A.S. AUTOMOBILES (5976), IQBAL NAGAR,SURANKOTE, DISTRICT-PONCHH, JAMMU & KASHMIR , PH :185121-9469014765.

THANA MANDI

407.## DANISH AUTOMOBILES (6047), R/O W NO.3,HUSPLATE , THANAMANDI-185212 , DISTRICT-RAJOURI , JAMMU & KASHMIR, PH :185212-7006485949.

VIJAYPUR

408.## BANSI LAL MARUTI SERVICE STATION (4748), SWANKHA MORH, NATIONAL HIGHWAY, VIJAYPUR-180001, DISTRICT-SAMBA (JAMMU & KASHMIR), PH :180001-9419106798.

JHARKHAND

BOKARO

409.## UUEA (4845), S-21 CITY CENTRE, BOKARO STEEL CITY, BOKARO-827004, JHARKHAND, PH :827004-9431127441.

DEOGHAR

410.* GARGEE AUTOMOBILES (2276), OPP. D.C. RESIDENCE, CIRCULAR ROAD, BIRMASIA, DEOGHAR-814 112 (JHARKHAND), PH :814112-9940580983.

DHANBAD

411.## MAZUMDAR CAR SCAN (5135), BHUIFORE, K G ASHRAM ROAD, SARAIDELA, DISTRICT - DHANBAD, JHARKHAND - 828301, PH :828301-9835361472.

412.## PRIYA AUTO (4868), OPPOSITE MINNING SCHOOL, SINDRI ROAD, BHAGA, DHANBAD-828301, JHARKHAND, PH :828301-9431124817.

DUMKA

413.* NATIONAL ENGG. WORKS (5220), AUTOMOBILE ENGINEERS, DUMKA (BIHAR), PH :814110-9431945507.

GARHWA

414.## VIKAS AUTOMOBILE SERVICES (2647), RAILWAY STATION ROAD, GARHWA-822114, ZARKHAND, PH :822114-9204527287.

HAZARIBAGH

415.## ALOK MOTORS (379), NEAR INDRAPURI CHAWK, HAZARIBAG-825 301, (JHARKHAND), PH :825301-9431140740.

416.## SRI RAM MARUTI SERVICE STATION (3663), DEVI DAYAL LANE, HAZARIBAG-825 301, (JHARKHAND), PH :825301-9431384877.

JAMSHEDPUR

417.** CAR CURE (1261), C/O MODERN AUTO STORES, KALIMATI ROAD, SAKCHI, JAMSHEDPUR-1, PH :831001-9234608016.

418.## MAHESHWARI BROS. (5124), NATIONAL HIGHWAY 33, BALIGUMA MANGO, P.O. -M.G.M. MEDICAL COLLEGE, JAMSHEDPUR-831 018, PH :831018-9031144444.

KHUNTI

419.## MOD MOBILES (5579), MAIN ROAD,RANCHI ROAD - KHUNTI, DISTRICT - KHUNTI, PIN - 835210, JHARKHAND, PH :835210-9304468855.

MAITHON

420.# MAITHON SERVICING CENTRE (5838), MAITHON ROAD,NEAR VMC COLONY, SANJAY CHOWK , PO JHARKUNDA-MAITHON, DISTRICT-DHANBAD, (JHARKHAND), PH :828203-7209423707.

PAKUR

421.## SPEED WHEEL SERVICE CENTRE-PAKUR (4976), MAIN ROAD, PAKUR - 816107, , PH :816107-9434101917.

RAMGARH

422.## RAHIL MOTORS (5054), C/O NIYAMAT MISTRI, DUSHAD MOHLA, DISTRICT RAMGARH CANTT., PH :829122-9771577422.

423.## SAINI MOTORS (5126), NEAR VISWAKARMA MANDIR, MAIN ROAD, RAMGARH CANTT 829 122, DISTT. HAZARIBAG, PH :829122-9835141302.

RANCHI

424.## BHARAT MOTORS (5970), SHIV JEE CHOWK HARMU ROAD,RANCHI-834001, DISTRICT-RANCHI, JHARKHAND - 834001, PH :834001-9608502258.

425.** MARUTI AUTOMOBILES (5127), HOTEL AKASHWANI MANSION, RATU ROAD, RANCHI-834 001, PH :834001-9835156186.

426.## MARUTI CLINIC (2548), LAL KOTHI, OLD HAZARIBAGH ROAD, KANTA TOLI, RANCHI-1, JHARKHAND, PH :834001-9431109214.

427.## MOTOR KRAFT (4769), H.B. ROAD, DIPA TOLI, RANCHI-834009, JHARKHAND, PH :834009-9431152162.

SIDRAUL

428.## KRITIVASA AUTOMOBILES (8944), RANCHI TATA HIGHWAY, SIDRAUL, P.S NAMKOM, PH :834010-9661144866.

KARNATAKA

ATHANI

429.## CHOUGUDE MOTORS (3874), MIRAJ ROAD, ATHANI, . . PH :587314-9448436776.

BAGALKOT

430.## NARA AUTOMOBILES (4357), TP NO. 158 A/2, WARD NO. 10, SHABADI COMPOUND EXTN, BAGALKOT-587101, PH :587101-9880875595.

BAGEPALLI

** A-Category Mass : Free & paid Service, Major repairs & Accidental repairs

C-Category Mass : Free & paid Service & Minor repairs

* B-Category Mass : Free & paid Service & Major repairs

D-Category Mass : Free Service & Minor repairs

Mass Network (AS ON 31.10.2023)

431.##	N.N. GARAGE (4263), T.B. CROSS, NH-7, BAGEPALLI, NEAR RTO OFFICE, KOLAR DISTRICT, KARNATAKA, PH :571603-9845125260.	442.**	LE MANS MOTORS (3460), NEAR AYYAPPA TEMPLE, S.M. ROAD, T. DASARAHALLY, BANGALORE-560 057, PH :9845145001.	454.**	TRINITY CAR CARE PVT. LTD (5851), SURVEY NO 52/1,SRI GANDHADAKAVAL VILLAGE, NAGARBHAVI,BANGALORE-560091, DISTRICT-BANGALORE , KARNATAKA, PH :560091-9880793980.	465.#	OM MOTORS (4445), 1751, ANKALI ROAD, NEAR B K COLLEGE, CHIKODI-591201, KARNATAKA, PH :561201-8861555999.
BAILHONGAL							
432.#	MAHANTH MOTORS (5763), RTO ROAD BAILHONGAL , TALUK-591102, DISTRICT-BELGAUM, KARNATAKA, PH :591102-9535653166.	443.*	MAYUR ENTERPRISES (249), NEXT TO PIA BHAVAN KIADB MAIN ROAD, PEENYA 1ST STAGE, BANGALORE-58, PH :560058-9845122156.	455.**	TRINITY MOTORS (4638), NO. 36, 4TH STAGE, W.C. ROAD, BASAVESHWARANAGAR, BANGALORE-560079, PH :560079-9845539474.	466.#	TIPPU AUTO GARAGE (5770), MG ROAD,NEAR BAGEPALLI CROSS, CHINTAMANI-565125, DISTRICT-KALOR, KARNATAKA, PH :563125-9036698340.
BALEHONNUR							
433.##	SRI ANNAPOORNA MOTORS (5253), MALLE GOWDA COMPLEX,JAYAPURA, ROAD BALEHONNUR ROAD, DISTRICT - CHIKAMAGALUR, KARNATAKA, PH :577204-9448000131.	444.*	NEXUS (1153), 2ND MAIN KHB COLONY, GANDHI NAGAR, YELAHANKA, BANGALORE-560 064, PH :9844013436.	456.**	U.M. CARS PVT. LTD. (2847), KARNATAKA GOLF ASSOCIATION ROAD, KODIHALLI, OFF. AIR PORT ROAD, BANGALORE-560 008, PH :9845165365.	CHITRADURGA	
BANGALORE							
434.##	ADARSHA AUTOMOBILES (4553), # 974 VARATHUR MAIN ROAD, NEAR PURVANKARA APARTMENTS, AFTER MARATHAHALLI, RAILWAY BRIDGE, BANGALORE-560037, PH :560037-9880195465.	445.**	NEXUS (2768), #275/301, 80 FEET ROAD, OPP. M.S. RAMAIAH HOSPITAL (BEL ROAD), RMV 2ND STAGE, BANGALORE-560 094, PH :9844013436.	457.*	VISWAS CAR SERVICE PVT. LTD. (3238), NO 2 , (OUT NO OF SY.NO 100/2) OFF SERVICE ROAD , KALYAN NAGAR ROAD, CHELEKERE , BANASWADI POST BANGALORE -560043, PH :560043-9591313379.	467.##	PRINCIPAL (255), J.M.I.T. N.H.4, P.B. NO.73, CHITRADURGA-577 502, PH :9731330300.
435.**	ANEKAR MOTORS (227), 230 MAGADI ROAD, BANGALORE-560 023, (KARNATAKA), PH :9845889911.	446.**	PACE AUTOMOBILES (1057), 6TH MAIN HMT LAYOUT, R.T. NAGAR, BANGALORE-560 032, PH :9845004710.	458.**	MARS ENTERPRISES PVT. LTD. (238), NO.41 SANJAY NAGAR MAIN ROAD, ASWATH NAGAR, BANGALORE-560 094, PH :9861218160.	468.##	SAI AUTOMOBILES (2473), OPP. R.T.O. NH-4, IIND CROSS, JCR EXTN., CHITRADURGA-577 501, PH :9448154945.
436.*	ASHWA CARS (2827), #14, 1ST MAIN, 6TH CROSS, SANJEEVINI NAGAR, MOODAPALYA, BANGALORE 560072, PH :560072-9341228231.	447.##	PUSHPAK MOTORS (4642), 105/1 2ND MAIN NANJAPPA LAYOUT, VIDYARANYAPURA MAIN ROAD, (OPP KRUTHIKA HOSPITAL), BANGLAORE-560097, PH :560097-9845087842.	459.##	YAHAN UDYOG (4626), # 45/28 GUBBANNA INDUSTRIAL ESTATE, DR. RAJ KUMAR ROAD, 6TH BLOCK, RAJAJI NAGAR, BANGALORE-560010, PH :560010-8277398624.	COORG	
437.##	BENAKA MOTORS (3237), NO.158/2 VIBHUTIPURA, VIGNAN NAGAR BEHIND B.E.M.L., NEAR RENUKA SWIMMING POOL, BANGALORE-560 017, PH :9845212416.	448.##	RAJ MOTORS (2829), NO. 10 MAGADI MAIN ROAD, OPP. UNANI MEDICINE INSTITUTE, KOTIGEPALYA, BANGALORE-560 091, PH :9663555677.	469.*	SAJAN NAGAR MAIN ROAD, ASWATH NAGAR, BANGALORE-560 094, PH :9861218160.	DAVANGERE	
438.##	CHANDANA MOTORS (4872), NO. 9 UNIVERSITY ROAD, GNANABHARTHI (POST), MARIYAAPPANA PALYA, BANGALORE-560056 (KARNATAKA), PH :560056-9880659864.	449.**	SMART CARS (3571), 3RD CROSS NEAR J.B. TILES, KAGGADASA PURA MAIN ROAD, C.V. RAMAN NAGAR, BANGALORE-560 093, PH :9663324361.	470.##	HEGDE AUTO CENTRE (172), NO 2007/37, NEAR BIET, SHAMANUR ROAD, DAVANGERE, KARNATAKA-577004, PH :577004-8494853646.	471.##	SREE MALLIKARJUNA MOTOR (229), NO 68, RMC ROAD, NEAR KSRTC BUS STAND, DAVANGERE, KARNATAKA - 577003, PH :-9880701015.
439.*	GIRIMAJI ENTERPRISES (258), NO.2 27TH CROSS, K R ROAD, B S K II STAGE, BANGALORE-560 070, PH :9844004403.	450.##	SOLOTECH MOTORS (2760), SURVEY NO.82/2,D'SOUZA NAGAR, HOSAKEREHALLI-BANGALURU, DISTRICT-BANGALURU 560085, KARNATAKA, PH :560085-.	DEVANAHALLI			
440.**	GREEN CARS PVT. LTD. (2154), NO.12/6 80 FEET ROAD, 6TH BLOCK KORAMANGALA, BANGALORE-560 095, PH :9845020796.	451.##	SOLOTECH SERVICE CENTRE (5245), 50 FEET MAIN ROAD .AVALAHALLI, MUNESHWARA BLOCK , DISTRICT - BANGALORE, KARNATAKA, PH :560010-9845772634.	472.#	SAHARA AUTOMOBILES (4731), OPP. A . RTO OFFICE, NH-7, B.B. ROAD, DEVANAHALLI-562110, KARNATAKA, PH :562110-944862364.	DHARWAD	
441.*	KESHKAMAL MOTORS (2075), NO.943 21ST MAIN, BANASHANKARI 2ND STAGE, (NEAR KIMS MEDICAL COLLEGE), BANGALORE-560 070, PH :-9448071067.	452.*	SPEED MOTORS (1750), 17/1 SUBRAMANYAPURA MAIN ROAD, KADIRENAHALLI, PADMANABHA NAGAR, BANGALORE-560 070, PH :9845153102.	473.**	MYSORE GARAGE (2468), BELGAUM ROAD, DHARWAD-580 001, (KARNATAKA), PH :-9844133273.	DODDABALLAPUR	
		453.##	TEAM TECH AUTOMOBILES (5662), 78/1,SULEKUNDE, NEAR MUTHANALLUR CROSS,, SARJAPURA MAIN ROAD, BANGALORE -562125, PH :562125-9538516111.	474.#	PRESTIGE MOTORS (4875), NEAR RAILWAY STATION KHASBHAG, DODDABALLAPUR, , PH :560026-9900274594.	GADAG	
				475.##	MODERN MOTORS (8939), HUBLI ROAD, GADAG-582 103, (KARNATAKA), PH :-9448746579.	GULBARGA	
				464.##	FORMULA MOTORS (338), K.M. ROAD, CHIKMAGALUR-577 101 , , PH :-9448743284.	CHIKODI	

** A-Category Mass : Free & paid Service, Major repairs & Accidental repairs

C-Category Mass : Free & paid Service & Minor repairs

* B-Category Mass : Free & paid Service & Major repairs

D-Category Mass : Free Service & Minor repairs

476.## DELUX AUTO SERVICE (5840), SURVEY NO 77/8,VILLAGE KUSNOOR,NEAR -, UNIVERSITY,SEDMAM ROAD,GULBARGA-585104, DISTRICT-GULBARGA, (KARNATAKA), PH :585104-9242991292.

HOSPET

477.## SUPREME AUTO SERVICE (2569), NEAR RTO OFFICE, HARIHAR ROAD, HOSPET-583 203, (KARNATAKA), PH :-9845307361.

HUBLI

478.## SHRI BASAVA MOTORS (4968), OPP SANA COLLEGE,APMC PB ROAD, BHIRIDEVARKOPPA,HUBLI-580025, , PH :580025-9980025644.

KADUR

479.## SRI SAI MARUTHI SERVICE STATION (5725), ULUKINAKALLU, NH 206, KADUR, , PH :583201-9916947196.

KARKALA

480.## KARKALA MOTORS (3549), TELLAR ROAD, KARKALA-574 104, (KARNATAKA), PH :-9845356244.

KOLAR

481.## SHIVA SERVICE POINT (2472), M.B. ROAD, KOLAR-563 101, (KARNATAKA), PH :-9448228604.

KOLLEGAL

482.## FIX PLUS AUTO CARE CENTRE (4249), C-8, IND. ESTATE, MAHADESHWARA COLLEGE ROAD, KOLLEGAL-571440, PH :571440-9448807237.

KOPPA

483.## AUTO TECH (3448), MAIN ROAD, UPPERPET, KOPPA-577 126, (CHIKMAGALUR DIST.), PH :-9448156950.

KRISHNA RAJA NAGAR

484.## MOHIT MOTORS (5752), 21/2,CHIRNAHALLI ROAD,VINAYAKA EXTENSION, KRISHNA RAJA NAGAR-571602, DISTRICT-MYSORE, KARNATAKA, PH :571602-9880320051.

KUMTA

485.## SOLOTECH (4547), NEAR MARUTI TEMPLE, HANDIGON, KUMTA- 581343, PH :581362-9448149607.

KUNDAPUR

486.* PRAKASH AUTO SERVICE (4522), NH-66, NEAR K.E.B., VODERHOBOLI, KUNDAPURA, KARNATAKA - 576201, PH :-9341035642.

MANIPAL

487.## MANIPAL MARUTI AUTO WORKS (4578), MANIPAL ALEVOOR ROAD, NEAR R.C. CHURCH, OPP. SIGMA BAZAR, MANIPAL (UDUPI DIST), PH :591102-9448108318.

MUDHOL

488.## OM MOTORS (5857), OPP TALUKA OFFICE, LOKAPUR ROAD,MUDHOL-587313, DISTRICT-BAGALKOT, KARNATAKA, PH :587313-9663830660.

MUDIGERE

489.## BADRIYA CAR SERVICE POINT (5364), K.M. ROAD,MUDIGERE , DISTRICT-CHIKAMANGALORE , PIN - 577132 , (KARNATAKA), PH :577132-9448007094.

MYSORE

490.** CAR CLINIC (346), 1959/A, BOGADI RING ROAD, NEAR GLN CONVENTION HALL, BOGADI, MYSORE, PH :585106-9342184831.

NELAMANGALA

491.## GOUTHAM MOTORS (4332), PATEL CHANNAPPA EXTN, NELAMANGALA-562123, KARNATAKA, PH :562123-9880251546.

RABAKAVI BANAHATTI

492.## SANGAMA MOTORS (5726), BESIDE CMC,RAMPUR MAIN ROAD, RABAKAVI-587314, DISTRICT-BAGALKOT, KARNATAKA, PH :587314-9480035617.

RAICHUR

493.## HEERA MOTORS (3730), OPP. MOTI MAS,JID, SHIVJI OIL MILL COMPOUND, TIPU SULTAN ROAD, RAICHUR-584 101 (KARNATAKA), PH :-9845156322.

RAMNAGARAM

494.# MENEZES MOTORS (4969), NO:315/298A,NEAR KANAKAPURACIRCLE., B.M. ROAD ARCHAKARAHALL,BAGALORE., DISTRICT-BANGALORE RURAL , KARNATAKA, PH :584101-9986301054.

RANEENNUR

495.# KIZEN MOTORS (4568), P.B.ROAD, RANEENNUR, KARNATAKA - 581115, PH :581115-9900922022.

SAGAR (KARNATAKA)

496.## ADITYA AUTOMOBILES (2077), JOG ROAD, SAGAR-577 401, (KARNATAKA), PH :-9448024395.

497.## MALLIKA AUTO CENTRE (2133), MALLIK COMPLEX, B.H. ROAD, SAGAR-577 401, PH :9448139605.

SHIMOGA

498.## NEPTUNE AUTO WORKS (5271), PLOT -5 AUTO COMPLEX , SAGAR ROAD - SHIMOGA , DISTRICT - SHIMOGA , KARNATAKA, PH :577204-9448319758.

499.* SHIMOGA AUTO ENGINEERING WORKS (8955), GARDEN AREA, 2ND CROSS, SHIMOGA KARNATAKA-577 201, PH -7899114872.

SIDDAPUR

500.## MARUTI AUTO WORKS (5335), SORAB ROAD,SIDDAPUR (UJ.K)-581355, DISTRICT - UTTAR KANAND, PIN- 581355, KARNATAKA, PH :581355-9448525801.

SIRSI

501.* ARUNDHATI MOTORS (1258), HUBLI ROAD, SIRSI-581 402, (UTTAR KARNATAKA), PH :5845098822.

SRINGERI

502.# SHUBHASHREE MOTORS (5434), AGUMBLE ROAD, SRINGERI , DISTRICT - CHIKAMAGALUR , SRINGERI - 577139, KARNATAKA, PH :577139-9448170400.

TIRTHALLI

503.## SUMUKA AUTOMOBILES (5133), AP ROAD,CEEENE KERI, DISTRICT-SIMGA, SHIMGA-577414, KARNATAKA, PH :577414-9686944949.

TUMKUR

504.## APOORVA CAR CARE CENTRE (5327), B.N.P. COMPOUND, BEHIND KRISHNA THEATRE, M.G. ROAD - TUMKUR, DISTRICT - TUMKUR, KARNATAKA, PH :571440-9901515516.

UDUPI

505.* ST. JUDE AUTOMOBILE ENGG. WORKS (4521), B.D.MARG, AMBALAPADI, UDIPI-576 103, PH :-9844991241.

UPPINANGADI

506.## RATNA ENTERPRISES (5447), BUILDING NO 5/514 KUKKAJE, SUBRAMANYA ROAD, UPPINANGADI, , PH :587313-9972995341.

KERALA

ADIMALY

507.## PLATHOTTAM AUTOMOBILES (3864), NH-49, OPPOSITE TO MINI INDUSTRIAL ESTATE, ADIMALI-685561, PH :685561-9447023073.

ADOOR

508.## AUTO CLUB (2132), NEAR H.P. PUMP, VADAKKADATHUKAVU P.O, ADOOR, PATHNAMTHITTA DISTT, PH :691523-9447440184.

ALAPPUZA

509.## ESSAR MOTORS (4959), KALARKODE, NEAR CHINMAYA SCHOOL, NH-47, ALAPPUZHA-688003, KERALA, PH :688003-9249938474.

ALUVA

510.## AUTO TEAM (2630), A/189 A, PARUR JUNCTION, ALUVA, (KERALA), PH :683108-9947333760.

AMBALLUR

511.## LAKSHMI DEVI AUTO GARAGE (4137), AMBALLUR, P.O. PUDUKAD, TRICHUR, KERALA, PH :680301-9847903949.

ANCHAL

512.## NAMI-TAJ (2534), NEAR ST. GEORGE CENTRAL SCHOOL, R.O. JUNCTION, ANCHAL, KERALA -691 306., PH :691306-9447453745.

ANJUMOORTHY

513.## SAFA AUTO CARE (3847), N H ROAD, MANGALAM PALAM, ANJUMOORTHY POST, VADAKKENCHERY, PALAKKAD DISTT, KERALA, PH :678682-9447303347.

ATTINGAL

514.## OM SHAKTI AUTOMOBILES (4466), KIZHUVILAM P.O., MAMOM, ATTINGAL, KERALA-695104, PH :695104-9744658681.

AYOOR

515.* MAKKATTU AUTO CLINIC (5051), AYOOR- ANCHAL ROAD.PANACHAILA, AYOOR - 691306, DISTRICT - KOLLAM, KERALA, PH :691306-9847288624.

** A-Category Mass : Free & paid Service, Major repairs & Accidental repairs

C-Category Mass : Free & paid Service & Minor repairs

* B-Category Mass : Free & paid Service & Major repairs

D-Category Mass : Free Service & Minor repairs

Mass Network (AS ON 31.10.2023)

CALICUT

- 516.## MALABAR MOTORS (4655), EAST NADAKKAVU, P.O. ERANIPALAM, CALICUT-673006, KERALA, PH :673006-9846089190.
- 517.## MARUTI SCAN (1675), BYE PASS JUNCTION, MEENCHANDA, CALICUT-673 018, PH :673018-9847130508.

CHALAKUDY

- 518.## STAR MARUTI GARAGE (5367), NH47 BYE PASS, NEAR CRESCENT PUBLIC SCHOOL, CHALAKKUDY, DISTRICT - THRISSUR, PH :680307-9946009375.
- 519.* VIJAY AUTO SERVICE (1626), POTTA, CHALAKUDY-680 307, . PH :680307-9995074628.

CHANGANACHERRY

- 520.* PALATHRA MOTORS & SERVICE CENTRE (1072), VADAKKKEKARA, VEROOR P.O., CHANGANACHERRY-686 104, PH :686104-9447195154.
- 521.## SAAFA AUTOMOBILES (1148), PALATHARA CHIRA, BY PASS ROAD, CHANGANACHERRY, KOTTAYAM-686104, . PH :686104-9447042517.

CHAVARA

- 522.## CHITHIRA AUTOMOBILES (4755), KANKATHU MUKKU, CHAVARA, KOLLAM, PH :691583-9447711007.

CHENGANNUR

- 523.* NEW TECH AUTOMOBILES (1978), INDUSTRIAL ESTATE, MUNDANCAVU, CHENGANNUR-689 121, KERALA, PH :689121-9388915757.

CHERTHALA

- 524.* POZHICKAL CAR WORLD (3037), NEAR BOYS HIGH SCHOOL, CHERTHALA, ALAPPUZHA DIST., KERALA-688 524, PH :688524-9947474752.

ERATTUPETA

- 525.## AUTO COMFORT (3948), PKMS BUILDING, ERATTUPETTA-2, . PH :686121-9447186876.

ETTUMANOOR

- 526.## ROHIT MOTORS (4636), THELLAKOM P.O., M.C. ROAD, ETTUMANOOR, KERALA, PH :686630-9447079010.

KALANJOOR

- 527.## AGT MOTORS (5937), KIP JUNCTION, KALANJOOR-689694, DISTRICT-PATHANAMTHITTA, KERALA, PH :689698-9744409444.

KALLAMBALAM

- 528.# PRAKASH AUTO ENGINEERS (5548), VADASSERIKONAM P.O. KALLAMBALAM, VARKALA,KALLAMBALAM-695143, DISTRICT-TRIVANDRUM, KERALA, PH :695143-9847159618.

KALLUMUTTY

- 529.## MARUTI CARE (4179), KALLUMUTTY, IRITTY P.O., KANNUR, KERALA - 670703, PH :670703-9946703070.

KALPETTA

- 530.## VARCO MOTORS (4724), 18/226-1, NEAR VELLARAMKUNNU, NH 212, KALPETTA - 673121, . PH :673121-9961569898.

KANJIRAPPALLY

- 531.## MACK ENTERPRISES (2729), T.B.ROAD, KANJIRAPPALLY, . PH :686507-9447093739.

KANNUR

- 532.## AREN MOTORS (5139), CHAKKARAKAL P.O. MUZHAPPALA, DISTRICT - KANNUR, KERALA, PH :670613-9446771237.
- 533.** PIONEER AUTO & ENGG.WORKS (4722), KANNOTHUMCHAL ROAD, KANNUR - 2, (KERALA), PH :670005-9447798255.

KARIMANOOR

- 534.## MACS AUTOMOBILES (5745), SILVER SQUARE ,KARIMANOOR,THODUPUZHA, DISTRICT-IDUKKI, KERALA, PH :685581-9633275410.

KASARGOD

- 535.## CARS CARE (4579), ANANDPUR, VIDYANAGAR P.O., KASARAGOD, KERALA-671123, PH :671123-9847251115.

KATTAKADA

- 536.## CITY ENGINEERS (4947), MARUTI SERVICE CENTRE, NEYYATTINKARA ROAD, KATTAKADA-695572, DISTRICT-TRIVANDRUM (KERALA), PH :695572-9447206257.

- 537.## MADATHIL MOTORS (5456), MADATHIL HOUSE,CHOONDUPALAKA , KATTAKADA P.O. - TRIVANDRUM , DISTRICT - TRIVANDRUM ,(KERALA), PH :695543-9495192389.

KATTAPPANA

- 538.## UNITED SERVICE CENTER (4433), EDASSERT JUNCTION, KATTAPPANA-685508, KERALA, PH :685508-9961432941.

KAYAMKULAM

- 539.## PERFECT MOTORS (4948), MARUTI SERVICE CENTRE, NH-47, CHEPPAD, KAYAMKULAM-690507, DISTRICT-ALAPPUZHA (KERALA), PH :690507-9447048338.

KOLLAM

- 540.## QILON MARUTI SERVICE (2737), CHANDANATHOPE P.O., KOLLAM-691 014, (KERALA), PH :691014-9387307562.

KONNI

- 541.## GLOBAL MOTORS (2836), VAKAYAR P.O., KONNI-689 698, (KERALA), PH :689698-9446222944.
- 542.## MUTTATH AUTOMOBILES (5525), ARCOORPALAM,KONNI-689691, DISTRICT - PATHANAMTHITTA, KERALA, PH :689691-9447431751.

KOOTHATTUKULAM

- 543.## EXTRA CARE SERVICES (3232), DEVA CHANDANATHOPE P.O., KOLLAM-691 014, (KERALA), PH :689121-9544552080.

KOTHAMANGALAM

- 544.## EXCEL MARUTI SERVICE (4342), BYE-PASS ROAD, KOTHAMANGALAM, ERNAKULAM-686691, PH :686691-8848605865.
- 545.## MAJESTIC MOTORS (1253), NEAR THANKALAM BYE-PASS ROAD, KOTHAMANGALAM-686 691, KERALA, PH :686691-9946427528.

KUNDARA

- 546.# SPARK SERVICE (5772), ELAMPALLOOR,P.O. KUNDARA-691501, DISTRICT-KOLLAM, (KERALA), PH :691501-9809608020.

KUTHUPARAMBA

- 547.## KRISHNA MOTORS (3435), KUTTIKUNNU, NEAR 66 KV SUB STATION, KUTHUPARAMBA-670 643, KANNUR DIST. (KERALA), PH :670643-9497296380.

MANANTHAVADY

- 548.## AUTO CARE (2541), (SHEEJA AUTO ENGG. WORKS), THALASSERY ROAD, MANANTHAVADY-670 645, WAYANAD (DIST.), PH :670645-9447040068.

MANJERI

- 549.## MARUTI AUTO HOUSE (4726), CHERANI, KARUVAMBARAM PO, MANJERI, KERALA. PIN 676123, PH :676123-9447129289.

MANNAR

- 550.## MOHANS AUTOMOBILES (5457), MOHANS AUTOMOBILES & ENGINEERS , KUTTEMPEROOR P.O. MANNAR, DISTRICT - ALAPPUZHA ,(KERALA), PH :689622-9447877377.

MANNUTHY

- 551.** TOP CLEAN SERVICES (2834), 13/450 MANNUTHI BYE PASS, P.O. OLLUKKARA, THRISSUR, (KERALA), PH :68051-8592947776.

MEENANGADI

- 552.## MOTOR TECH (2440), EAST MEENANGADI, KRISHNAGIRI P.O., WAYANAD-673 591, (KERALA), PH :673591-9539195850.

MOOCHIKKAL

- 553.## CHELADANS MARUTI ENGINEERS (4659), THANUR ROAD, MOOCHIKKAL-676307, MEENADATHUR, TIRUR, MALAPURAM DIST (KERALA), PH :676307-9895443563.

MUNNAR

- 554.## PLATHOTTAM AUTOMOBILES (4447), COLONY ROAD, IKKA NAGAR, MUNNAR, IDUKKI, KERALA - 685612, PH :685612-9447023073.

MUVATTUPUZHA

- 555.** JAWAN AUTOMOBILES (2730), MADAVOOR POST, MUVATTUPUZHA-686 689, . PH :686689-8943345500.

NEYYATTINKARA

- 556.## XANON ENGINEERS (8951), RAVELI TOLL JUNCTION, NEYYATTINKARA, TRIVANDRUM-695121, PH :695121-9946357813.

NILAMBUR

- 557.## CONFIDENCE MOTORS (5140), PALLUNDA CHUNGATHARA, NILAMBUR-679334, DISTRICT - MALLAPURAM, KERALA, PH :679334-8075272281.

** A-Category Mass : Free & paid Service, Major repairs & Accidental repairs

C-Category Mass : Free & paid Service & Minor repairs

* B-Category Mass : Free & paid Service & Major repairs

D-Category Mass : Free Service & Minor repairs

NILAMEL

558.## LIBRA (3431), M.C. ROAD, NILAMEL-691 535, KOLLAM DIST., (KERALA), PH :691535-9895629768.

OCHIRA

559.* MANGALATH AUTOMOBILES (3836), NH 47 VALIYAKULANGARA, OCHIRA P.O, KOLLAM DIST, KERALA-690526, PH :690526-9847258696.

OLLUR

560.## TOPCLEAN SERVICES (4468), 10/153, CHRISTOPHER NAGAR, P.O OLLUR, TRICHUR (KERALA), PH :680306-9846037818.

PALAKKAD

561.## CAR CRAFT (2139), 5/692 (1), MANALI, PALAKAD-678 001, (KERALA), PH :678001-9349607619.

PANDALAM

562.* AISHWARYA AUTOMOBILES (2067), NEAR K.S.R.T.C. BUS STOP, PANDALAM-689 501, PH :689501-9847049140.

PARIPALLY

563.## ALLIANCE MARUTI SERVICES (3243), NH-47, PARIPALLY-691 574, KOLLAM DIST. (KERALA), PH :691574-9349926440.

PATHANAPURAM

564.## MANNIL AUTOMOBILES (4150), NEAR PANCHAYAT OFFICE, PATHANAPURAM, KERALA-689695, PH :689695-9447258496.

PATHNAMTHITTA

565.* C.J. MARUTI CARE CENTRE (1255), VARIYAPURAM, ELANTHOOR EAST P.O., PATHANAMTHITTA-689 643, (KERALA), PH :689643-9446913874.

PERAVOOR

566.## CAR CARE AUTOMOBILES (4422), KODENCHAL, PERAVOOR, NIDUMPOYIL P.O., KANNUR- 670650, PH :670650-9946444691.

PERUMBAVOOR

567.## MILLENNIUM MOTORS (4873), OLD VALLAM ROAD, KADUVAL, PERUMBAVOOR-683542, DISTRICT-ERNAKULAM (KERALA), PH :683542-9446661111.

568.## ACC MARUTI (2835), XIV/III-B, M.C. ROAD, PERUMBAVOOR-683 542, (KERALA), PH :683542-9846022593.

QUILANDY

569.## HITECH MARUTI (3025), MAIN ROAD, KOYILANDY, PIN-673 305, CALICUT DISTT., PH :673305-9447457996.

RANNY

570.## DEEPA AUTOMOBILES (5177), DEEPA AUTOMOBILES.PAZHAVANGADI, P.O. RANNY, 689673, DISTRICT-PATHANAMTHITTA, KERALA, PH :689673-9447216725.

SASTHA MANGALAM

571.## MARSHAL AUTOMOBILES (4035), SWATI NAGAR, TC 10/147, PIPPIN MOODU, SASTHA MANGALAM, PEROORKADA, TRIVANDRUM 695005, PH :695005-9447461101.

SULTAN BATHERY

572.## AUTOMEK (4725), BEENCHI P.O., SULTAN BATTERY-673 592, PH :673592-9249999515.

573.## NEW INDIAN (), MYSORE ROAD, SULTAN BATHERY, WAYANAD DISTRICT, KERALA-673592, PH :673592-8281682822.

574.## TEE PEE MOTORS (4773), 9/668-B OOTY ROAD, NEAR BLOCK OFFICE, SULTAN BATHERY, WAYANAD (KERALA), PH :673592-8547201421.

TALIPARAMBA

575.## YESKAY (3368), KAKATHODE, TALIPAPARAMBA - 670141, KANNUR DISTT (KERALA), PH :670141-9744076850.

THALASSERY

576.## SAFE HANDS (3038), ERANHOLI, CHUNGAM, THALASSERY -670 107, (KERALA), PH :670107-9744322317.

THALAYOLAPARAMBU

577.* MYALIPARAMPIL MOTORS (3233), SILON JUNCTION, NEAR THALAYOLARAMBU, POZHIKOL P O 686604, PH :686604-9447562050.

THAMARASSERY

578.## MALABAR MOTORS (4645), WARD NO. 12, BLDG NO. 121, WAYANAD ROAD, KARADY, THAMARASSERY, CALICUT, PH :673573-9349114119.

THIRUVALLA

579.## MARUTI AUTO SPOT (1628), MUTHOOR, M C ROAD, THIRUVALLA 689 107, PH :689107-9447860777.

THODUPUZZHA

580.## UNIVERSAL MARUTI (2563), VENGALLOOR P.O., THODUPUZZHA, (KERALA), PH :685585-9447023024.

TRIVANDRUM

581.## EMINENT MARUTI SERVICE (2360), T.C. 610 M.C. ROAD, MANNANTHALA, TRIVANDRUM-695 015, PH :695015-9447713639.

582.## HITECH INDUSTRIES (1951), NEAR LLLOOR BRIDGE, PATOM P.O., THIRUVANANTHAPURAM-695 004, (KERALA), PH :695004-9447732057.

583.* KICHU MOTORS (5453), TC.49/962 ,SREEMOOLAM NAGAR CHIRAMUKKU , MANACAUR (PO) TRIVANDRUM, DISTRICT - TRIVANDRUM, KERALA, PH :695572-9847023025.

584.## MUKUNDANS (3434), POONTHY ROAD, PADMAVILASAM, KUMARAPURAM,, TRIVANANTHAPURAM-695 011, PH :695011-9349882788.

585.* PROFESSIONAL MOTORS (1256), NEAR ELECTRICITY BOARD, PEROORKADA, TRIVANDRUM-695 005, PH :695005-9947175650.

586.## SREEKARIYAM AUTOMOBILES (353), SREEKARIYAM P.O., THIRUVANANTHAPURAM-695 017, , PH :695017-9447050313.

VADAKKANCHERY

587.## TOPCLEAN SERVICES (4354), 275-A, NEAR UTHRALIKKAVU TEMPLE, KUMARANELLUR P.O., VADAKKANCHERY, TRICHUR, PH :680590-9846037818.

VADANAPPALLY

588.## MONARCH MARUTI SERVICE CENTRE (4079), NEAR NORTH JUMA MASJID, GANESHA MANGALAM, P O VADANAPPALLY, TRICHUR DIST (KERALA), PH :680614-9847792698.

VADAVATHOOR

589.## C CARS (5754), VADAVATHOOR PO-KOTTAYAM, DISTRICT-KOTTAYAM, PIN-686503, KERALA, PH :685503-9447208558.

VARKALA

590.* S.S. MOTORS (2979), NEAR POLICE STATION, VARKALA-695 141, TRIVANDRUM DISTT., PH :695141-9446104991.

VATAKARA

591.## RANI AUTOMOBILES & ENGINEERING WORKS (8957), BUILDING NO. 10/496A, NADAPURAM ROAD, MADAPPALLI COLLEGE POST, VATAKARA, DISTRICT KOZHIKODE, KERALA- 673102., PH :673102-9400513139.

LADAKH

KARGIL

592.* ZOZILA ENGG. WORKS (374), KARGIL, LADAKH-194 105, PH :194015-9419176212.

LAKSHADWEEP

LAKSHADWEEP

593.## POPULAR REPAIR & SERVICE CENTRE (2944), SECRETARIAT ROAD, KAVARATTI, LAKSHADWEEP-682 555, PH :682555-4848463737.

MADHYA PRADESH

BALAGHAT

594.## GULAB AUTOMOBILES (1553), VARDHMAN NAGAR, NEAR SHUBHARAMB LAWN, GONDIYA ROAD, KOSMI, BALAGHAT, MP - 481001, PH :481001-9425402926.

595.## SAURAV MOTORS (4069), DEENHI ROAD, GARRA INDUSTRIAL AREA, BALAGHAT, MADHYA PRADESH, PH :481001-9300963731.

BARWANI

596.## SPEED AUTOMOBILES (5260), KHANDWA BARODA ROAD, NR. BALAJI TOLL KANTA, BARWANI-451552, DISTRICT-BARWANI, MADHYA PRADESH, PH :451552-9926146073.

BETUL

597.## ADITYA MOTORS (1263), NAGPUR BHOPAL ROAD, SADAR, BETUL-461 001, MADHYA PRADESH, PH :460001-9425381581.

BHIND

598.## MAA PITAMBARA MOTORS (5241), OPP RAJENDERA CONVENT SCHOOL , LAKSHAR ROAD - BHIND, MADHYA PRADESH, PH :477001-9826240582.

BHOPAL

599.## SHRI KRISHAN CAR CARE (1679), POLYTECHNIC ROAD, NEAR PETROL PUMP, BHOPAL, (M.P.), PH :462002-9424454030.

** A-Category Mass : Free & paid Service, Major repairs & Accidental repairs

C-Category Mass : Free & paid Service & Minor repairs

* B-Category Mass : Free & paid Service & Major repairs

D-Category Mass : Free Service & Minor repairs

Mass Network (AS ON 31.10.2023)

600.##	SHUBHAM AUTOMOBILES (5052), PLOT NO. 1 & 2, TIRANGA ROAD, SHAHPURA, BHOPAL, MADHYA PRADESH -462039, PH :462039-942509869.	DHAR	611.##	JIYO MOTORS (5031), OPP DAK BANGLA, INDORE ROAD DHAR., DISTRICT - DHAR, DHAR - 454001, MADHYA PRADESH, PH :454001-9893633559.	JAWAD	623.##	SHARMA MOTORS (5764), IN FRONT OF PAWAN MILL, STATION ROAD, JAWAD-458330, DISTRICT-NEEMUCH, MADHYA PRADESH, PH :458330-9425441270.	SARNI	633.##	JHANVI SERVICE STATION (3738), MAIN ROAD, BAGDONA, SARNI-460 449, DISTT. BETUL (M.P.), PH :460449-9589650034.	
601.*	TAIRUS AUTOMOBILES (3372), ALAKNANDA COMPLEX, OPP.VIJAY STAMBH PRESS COMPLEX, M.P. NAGAR ZONE-I, BHOPAL (M.P.), PH :462011-9303131403.	GWALIOR	612.##	CLASSIC MOTORS & SERVICE STATION (5242), CHAUHAN PIAO.M.G. ROAD, THATIPUR, MORAR, GWALIOR , MADHYA PRADESH, PH :474011-9329603001.	KATNI	624.##	KATNI MOTORS (4949), C/O MAHURANIPUR UNION, TRANSPORT CORPORATION, NH-7, PANNA MORH, KATNI-483501 (MADHYA PRADESH), PH :483501-9425162660.	SATNA	634.*	KAPOOR SERVICING CENTRE (1162), 90 PREM NAGAR, SATNA-485 001, (M.P.), PH :470661-9827095182.	
602.**	VIDHYA AUTOMOBILES (320), PLOT NO. 235, ZONE II, B, PH :462011-9826053198.		613.**	MARUTI ENTERPRISES (3021), KHERAPATI ROAD, GWALIOR-474 002, (M.P), PH :474002-9425116466.	KHANDWA	625.##	M.K.AUTOMOBILES (5326), SANTOSH NAGAR, OPP. JHEELODHYAN, INDORE ROAD, KHANDWA - 450 001, PH :450001-9425085666.		635.#	KAPOOR SERVICING CENTRE (), 90 PREM NAGAR, SATNA-485 001, (M.P.), PH :470661-9827095182.	
603.**	RANJIT AUTOMOBILES (5452), 117.ZONE II . M.P. NAGAR.BHOPAL, DISTRICT - BHOPAL, PIN-462011, MADHYA PRADESH, PH :462011-.	HARDA	614.##	MANOJ UDYOG & SERVICE CENTER (4145), 87-88, INDUSTRIAL AREA, CHHIPANER ROAD, HARDA, M.P. PH :461331-9826227245.	KUKSHI	626.##	DILIP MARUTI SERVICE CENTER (4649), OPP. GAYATRI SAROVAR, KUKSHI, DISTT DHAR, PH :454331-9179649974.	SEONI	636.##	HIGHWAY MOTORS (2262), NEAR MOTEL CENTER POINT, SEONI-JABALPUR HIGHWAY, SEONI, (M.P.), PH :480882-9424928978.	
BIAORA		INDORE	615.##	BADSHAH MOTORS (5027), 150/2,NOORANI NAGAR,NEAR JAIMAL SINGH PETROL PUMP, DHAR ROAD,INDORE-452008, DISTRICT-INDORE, MADHYA PRADESH, PH :452008-9826098427.		628.*	JANGID MOTORS (2735), NAYAPURA ROAD, NEAR R.K. HOSPITAL, MANDSAUR-458 001, (M.P.), PH :458001-9827266583.	SHAHDOL	637.##	PACE CRAFTERS (2145), NEAR VIRAT TEMPLE, BANGANGA TIRAHA, ROAD, SHAHDOL, (M.P.), PH :484001-9424701495.	
604.##	GURUKRUPA MOTORS (5670), OPP PRABHAT BREAD INDUSTRY, AB ROAD - BIOARA, DISTRICT - BIOARA, MADHYA PRADESH, PH :465674-9425038727.		616.**	BOMBAY MOTORS (1655), 10 Y.N. ROAD, INDORE-452 003, (M.P.), PH :452003-7314222786.	MANDSAUR	627.##	DEV MOTORS (4562), SITAMAU FATAK, MANDSAUR-458001, MADHYA PRADESH, PH :458001-9826751534.	SHAJAPUR	638.##	SHRIYA MOTORS (2568), 174 A.B. ROAD, SHAJAPUR-456 001, (M.P.), MADHYA PRADESH, PH :9826783993.	
BURHANPUR			617.##	JYOTI RAGHUNATH MOTORS (5149), 3/3 RAMBAGH, BEHIND PETROL PUMP , INDORE -452001, MADHYA PRADESH, PH :452001-9425353568.		628.*	HIGHWAY MOTORS (4144), A.B. ROAD, DONGRAGAON, MHOW-453441, INDORE M.P, PH :453441-9826035653.		639.##	GOYAL AUTO (5446), NEAR NABBAN MARKET, BARODA ROAD, SHEOPUR, DISTRICT - SHEOPUR, MADHYA PRADESH, PH :476337-9826240944.	
605.**	SWADESHI MOTORS (4229), NEAR GANPATI MANDIR, GANPATI NAKA, BURHANPUR, MADHYA PRADESH, PH :450331-.	DABRA	618.**	KHALSA AUTO SERVICE (5325), 36 KIBE COMPOUND, INDORE-452 001, , PH :452001-.	MHOW	629.*	HIGHWAY MOTORS (4144), A.B. ROAD, DONGRAGAON, MHOW-453441, INDORE M.P, PH :453441-9826035653.	SHEOPUR	640.*	KARUN MOTORS (4273), NEAR ARUN DHARAMKANTA, GUNA NAKA, A.B. ROAD, SHIVPURI, PH :473551-9425728285.	
BURHANPUR			ITARSI	619.##	PITAMBARA MOTORS (5041), NH-69,BETUL ROAD,NEAR PLYBOARD, FACTORY (ITARSI, DISTRICT - ITARSI, MADHYA PRADESH, PH :461111-9406525060.	MORENA	630.##	SHYAM MARUTI SERVICE STATION (8935), SORHEN BIHAR COLONY, A.B. ROAD, MORENA-476 001, MADHYA PRADESH, PH :7999624671.	SIDHI	641.##	KHARE MOTORS (4068), NH-75, SINGRAULI ROAD, SIDHI, MADHYA PRADESH, PH :486661-9425177518.
DABRA			620.**	UNITY ENTERPRISES (3270), PLOT NO.97, INDUSTRIAL AREA, KHEDA, ITARSI-461 111 (M.P.), PH :8120025666.	NAGDA	631.##	MARUTI NANDAN (3939), 15 VERDHAMAN NAGAR, MEHATWASA, BIRLAGRAM, NAGDA, DISTT UJJAIN, PH :456335-9910074658.	TIKAMGARH	642.*	ASHENDRA AUTOMOBILES (2636), 350 OPP. JAWAHAR NAVODAYA VIDYALAYA, KUNDESHWAR, TIKAMGARH-472 001, MADHYA PRADESH, PH :472001-9009129909.	
DAMOH			JABALPUR	621.##	SUPER MARUTI SERVICE (4952), 375-A PREM NAGAR, OPP. GURUDWARA, JABALPUR-482001, MADHYA PRADESH, PH :482001-7999933375.	SAGAR (M.P)	632.##	SHREE SAGAR MOTORS (4955), NEAR GURUDWARA, JHANSI BHOPAL ROAD, BHAGIWANGANJ, SAGAR-470002, MADHYA PRADESH, PH :470002-9826070549.	UJJAIN	643.##	SUGANDHI BROTHERS (324), DEWAS ROAD, UJJAIN (M.P) , MADHYA PRADESH, PH :456010-9406822255.
606.##	MODI MOTORS (3857), BALLA KA DERA, JHANSI ROAD, DABRA, GWALIOR, PH :475110-8770360194.		622.##	YASH VEHICLES CARE (2169), 1664, WRIGHT TOWN, OPP. TELEGRAPH GATE NO. 2 JABALPUR (M.P) PH :482002-9893237505.							
DAMOH											
607.##	MARUTI PRIME (1156), BUS STAND, STATION ROAD, DAMOH-470 661, PH :-8319706998.										
DATIA											
608.##	HIND MOTORS (4470), NH-75, JHANSI BYPASS ROAD, NEAR S.R.I COLLEGE, KALAMPURAM TIRHA, DATIA, MADHYA PRADESH - 475661, PH :475661-9406969206.										
DEWAS											
609.##	AZAD MOTORS (4534), 10, JAWAHAR NAGAR COMPLEX AB ROAD DEWAS(MP)404051, PH :455001-9827533591.										
DHAMNOD											
610.##	REWANCHAL MOTORS (6027), NEW PRAKASH NAGAR, , AB ROAD,DHAMNOD-454552 , DISTRICT-DHAR , MADHYA PRADESH, PH :454552-7974408538.										

** A-Category Mass : Free & paid Service, Major repairs & Accidental repairs

C-Category Mass : Free & paid Service & Minor repairs

* B-Category Mass : Free & paid Service & Major repairs

D-Category Mass : Free Service & Minor repairs

644.## ZALANI AUTO SERVICE (1554), A 15/9, MAHAKAL VANJIYA KENDRA,, NANAKHEDA, UJJAIN 456010, . PH :456010-9713884177.

VIDISHA

645.## SAMAY MOTORS (5179), NEAR SC/ST SHED , PITALMIL CHOURAHA, SAGAR ROAD NH-86, VIDISHA, MP-464002, PH :464002-9425392521.

WAIDHAN

646.## ANANT MOTORS (5732), NEAR ESSAR TOWNSHIP, BILAUNJI, WAIDHAN, DISTRICT-SINGRAULI, PIN-486886, MADHYA PRADESH, PH :486886-8319050124.

MAHARASHTRA

AHMEDNAGAR

647.* AMIT SERVICE STATION (4158), NEAR NAGAPUR HIGHWAY BRIDGE, NAGAR-MANMAD HIGHWAY, NAGAPUR DIST-AHMADNAGAR, MAHARASHTRA, PH :414111-.

AKLUJ

648.## SONAJ AUTOMOTIVES PVT. LTD. (2665), SHANKARRAO MOHITE PATIL, CO-OP INDUSTRIAL ESTATE, PLOT NO.36 P.O. BOX NO.-11, AKLUJ -413 101 (MAHARASHTRA), PH :413101-9657713360.

AKOLA

649.## AUTOLAND (5936), RAM NAGAR,TOSHNIWAL LAYOUT, AKOLA-444005, DISTRICT-AKOLA, MAHARASHTRA, PH :444005-9422164050.

AKOLE

650.## SMARTH CAR CARE (5555), MAHALAXMI COLONY, K.C. ROAD,AKOLE, DISTRICT - AHMEDNAGAR, PIN-422601, MAHARASHTRA, PH :422601-9881759099.

AMALNER

651.## LUCKY AUTO CARES (5853), R.K. COMPLEX,R.K. NAGAR,DHULE ROAD, AMALNER-425401, DISTRICT-JALGAON, MAHARASHTRA, PH :425401-9422789764.

AMBERNATH

652.* J.S. AUTOMOBILES (4567), B-31/3, MIDC, KALYAN AMBERNATH ROAD, AMBERNATH-421501, MAHARASHTRA, PH :421501-9370116436.

AURANGABAD

653.* CAR CARE (5173), #85.SERVICE INDUSTRIAL SECTOR, TOWN CENTRE,CIDCO, DISTRICT-AURANGABAD, MAHARASHTRA, PH :431006-9158000029.

654.* MARUTI AUTOMOBILES (3441), CHETAN TRADE CENTRE, JALNA ROAD,OPP. SFS SCHOOL, AURANGABAD - 431001, PH :431101-9767301999.

BADLAPUR

655.## OMKAR AUTO SERVICES (3376), PLOT NO-A/54/1, KARJAT -BADLAPUR ROAD, MIDC BADLAPUR, MAHARASHTRA 421503, PH :421503-9326080457.

BARSHI

656.## OM SERVICING CENTRE (5359), KURWEDI ROAD - BARSII, DISTRICT - SOLAPUR , PIN - 413401, (MAHARASHTRA), PH :413401-9850437003.

BEED

657.## NEW AGWAN SERVICES (2235), 850 SHYOG NAGAR, JALNA ROAD, BEED-431 122, PH :431122-9822217321.

BHUSAWAL

658.* SAIKRIPA AUTOMOBILES (2129), NATIONAL HIGHWAY NO.6, S.NO.54/5X6 NEAR KHADKA ROAD CROSSING, BHUSAWAL-425 201, DISTT. JALGAON (MAHARASHTRA), PH :425201-9823271027.

BOISAR

659.## SIFAR CAR CARE (4055), PLOT NO. 15 AT-KURGAON, P O KUNDAN, BOISAR TARAPUR ROAD, TAL PALGHAR, DISTT THANE, PH :401506-9765509990.

CHANDRAPUR (MAHARASHTRA)

660.## SHEIKH AUTOMOBILES (5379), APPOSITE GOVT. ITI,CIVIL LINES, CHANDRAPUR, DISTRICT - CHANDRAPUR, MAHARASHTRA, PH :442401-9422171896.

CHIPLUN

661.## MANORKAR AUTOMOBILES (270), NEAR RAILWAY STATION, BOMBAY-GO A HIGHWAY, WALOPE CHIPLUN-415 605, DISTT. RATNAGIRI, PH :415605-9421239999.

662.## MAYUR MOTORS (168), SITA APARTMENTS, NEAR BAHADUR SHEIKH NAKA, CHIPLUN DISTT. RATNAGIRI, MAHARASHTRA, PH :415605-9422431112.

DAPOLI

663.* ROYAL AUTO SERVICE STATION (3444), DAPOLI-MANDANGAD ROAD, MAUJE-DAPOLI, TAL- DAPOLI, DIST. RATNAGIRI-415 712 (MAHARASHTRA), PH :415712-8888101776.

DEOPUR

664.** AGRO ENGINEERING SERVICES (2244), DIVERSION ROAD, DEOPUR, DHULE-424 005, PH :424005-9823059471.

DOMBIVI

665.## MEGA SERVICES (2573), A-173,PHASE-1,, NEW KALYAN BYPASS ROAD , OPPOSITE ADARSH PARK,MIDC, DOMBIVI (E)-421203, PH :421203-8424070777.

GADACHIROLI

666.## VENUS AUTOMOTIVE (4170), PLOT # 2, NR GOVERNMENT ITI COLLEGE, ADJ TO CHANDRAPUR GADACHIROLI HIGHWAY, GADACHIROLI, MAHARASHTRA-442605, PH :442605-9689228222.

HINGANGHAT

667.## S.K MOTORS (5530), SANT KABIR WARD, NEAR SIVAJI MARKET, NH 07, HINGANGHAT,DISTRICT - WARDHA, PH :442301-9421726700.

ICHALKARANJI

668.## SAI AUTO LEADS (3821), 7/597 SANGLI VES, ICHALKARANJI-416 115, DIST. KOLHAPUR, PH :416115-.

ISLAMPUR

669.## VIJAY MOTORS (5134), PETH ISLAMPUR ROAD , NEAR PETH NAKA -ISLAMPUR, DISTRICT - SANGLI, MAHARASHTRA, PH :415409-9860446084.

JALGAON

670.* SHREE MOTORS (3040), 362 SHIVAJI NAGAR, JALGAON-425 001, . PH :425001-9823150704.

KALWA

671.** SHREE SIDDHI MOTORS (5668), NEXT TO LILAVATI CO-OP SOCIETY,DATTAWADA, KALWA KHAREGAON ROAD-KALWA(W) -400605, DISTRICT - THANE, (MAHARASHTRA), PH :400605-9769775444.

KALWAN

672.## KRISHNA AUTOMOTIVE (4037), GANESH NAGAR, AT POST & TALUKA, KALWAN, DIST NASHIK-423501, PH :423501-8087988735.

KALYAN

673.## SHIVAM AUTO CARE (571), C/O GRIHALAXMI VATSU NIRMAN, MURBAD ROAD, KALYAN, MUMBAI-421 304, PH :421304-.

KANKAVLI

674.** SAPALE AUTO SERVICE PRIVATE LIMITED (1975), MUMBAI GOA ROAD, N.H.17, KALMATH, KANKAVLI DISTT. SINDHUDURG-416 602, PH :416602-9422434701.

KATOL

675.## BALAJI SERVICE STATION (5962), PLOT NO. XI,MIDC,SAWARGAON ROAD,DONGARGAON-, KATOL,NAGPUR-441302, DISTRICT-NAGPUR, MAHARASHTRA, PH :441302-9763867144.

KHAMGAON

676.## JAIDEEP MOTORS (4779), NEAR RELIANCE PETROL PUMP, NANDURA ROAD, KHAMGAON-444303, DISTRICT-BULDHANA (MAHARASHTRA), PH :444303-9850352826.

KHED

677.## BHARAT AGENCIES (4548), NEAR KAMAKSHI PETROL PUMP, AT POST KALBANI, TALUKA KHED, DISTRICT RATNAGIRI, 415621, PH :415621-9049024781.

KOLHAPUR

678.## VAKRATUNDA MOTORS (3142), OPP MAHAVIR COLLEGE, NAGALA PARK, KOLHAPUR, PH :416003-9822611559.

KOPARGAON

679.* SAI MOTORS (4449), NAGAR MANMAD HIGHWAY, NEAR HOTEL ASHOKA, KOPARGAON DIST. AHMEDNAGAR (MAHARASHTRA), PH :423601-9850684384.

LONAVALA

680.## APPOLO MOTOR REPAIRING WORKS (2543), MUMBAI-PUNE ROAD, LONAVALA, MAHARASHTRA-410 401, PH :415409-9370721905.

MAHAD

681.## SHREE AUTO (2572), NAGALWADI PHATA BOMBAY-GO A HIGHWAY, AT & TALUKA - MAHAD, DISTT. RAIGAD, MAHARASHTRA-402 301, PH :402301-9422495799.

** A-Category Mass : Free & paid Service, Major repairs & Accidental repairs

C-Category Mass : Free & paid Service & Minor repairs

* B-Category Mass : Free & paid Service & Major repairs

D-Category Mass : Free Service & Minor repairs

Mass Network (AS ON 31.10.2023)

MALEGAON		694.##	HIND AUTOMOBILES (550), 29 SEWREE WADALA ROAD, KING'S CIRCLE, MUMBAI - 400 019 (MHRs), PH :400019-9833876440.	706.**	ZENITA AUTO WORKS (525), BEHIND H.P.PETROL PUMP, NAV PADA MAROL NAKA, ANDHERI E, MUMBAI-400 059 (MHRs). PH :400059-9833553598.	NASHIK	
682.##	MALEGAON AUTO CENTRE (3721), NEAR MOTI BAUG NAKA, MALEGAON-423 203, , PH :423203-9371376911.	695.##	LAXMI AUTO WORKS (2542), PLOT NO.1041, SAYANI ROAD, PRABHADEVI, MUMBAI-400 025, PH :400025-9820303646.	707.##	JAGMAN MOTORS (1556), NEXT TO HOTEL ROYAL SALUTE, ANDHERI KURLA ROAD, SAGBAUG, MUMBAI-400 059, PH :400059-9892752672.	718.##	HITECH AUTO SERVICES (4451), SURVEY NO 892, PLOT 1 & 2, OPP MOTIWALA MEDICAL COLLEGE, GANGAPUR SHIWAR,, NASHIK, PH :422007-9225142471.
MANGAON		696.**	ORIX AUTO INFRASTRUCTURE SERVICES LTD (1971), 94 MAROL INDUSTRIAL ESTATE, ANDHERI KURLA ROAD, ANDHERI (EAST), MUMBAI-400 059, PH :400059-9820409079.	MURBAD		719.##	RACCA SERVICES (3720), RACCA ESTATE, OLD GANGAPUR NAKA, HANUMAN WADI LINK ROAD, PANCHVATI, NASHIK - 422003, PH :422003-9096846468.
683.##	KRUPA SERVICES (574), KRUPA SERVICES, AT : NANORE, POST : MANGAON, DISTT-RAIGAD-402 104, PH :402104-9422375444.	697.**	POWAI AUTO WORKS (1680), OPP. PANCH KUTIR BUS STOP, 19 ADI SANKARACHARYA MARG, POWAI, MUMBAI-400 076, PH :400076-9820635317.	708.##	JAYDEEP AUTOMOBILES (5676), MURBAD KALYAN HIGHWAY(NH-222),NEAR NAVDJURGA HOTEL AT-PO-TAL-MURBAD-421401, DISTRICT-THANE, MAHARASHTRA, PH :415621-9423370219.	720.##	SAI AUTOMOBILES (3722), SAPAT COMPLEX, OPP. PRESS HOSPITAL, NASIK ROAD-422 101, PH :422101-9822027931.
MIRAJ		698.**	POWAI AUTO WORKS (4966), GALA NO 14/15/16, BUILDING NO1, C WING, KAILAS INDUSTRIAL COMPLEX, PARKSIDE VIDHROLI (W), PH :400079-9820635317.	NAGPUR		NAVI MUMBAI	
684.##	ASHOK AUTOMOBILES (5672), C.S. NO:70-C,CHH - SHIVAJI ROAD, MIRAJ, DISTRICT - SANGLI, MAHARASHTRA, PH :416410-.	699.##	PRINCE SERVICE CENTRE LLP (8931), 34 GAMDEVI ROAD, SANGHANI ESTATE, GHATKOPAR (WEST), MUMBAI-400 086, PH :400086-9869034445.	709.*	BALAJI MOTORS (3078), PLOT NO.18/27, NEAR NAKA NO.-1, KORADI ROAD, NAGPUR-20, PH :440020-9960634068.	721.*	BOSS (265), AT/P.O. - TURBHE, SECTOR-22, VASHI, NAVI MUMBAI-400 705, PH :400705-9167766474.
MUMBAI		700.**	RAVI AUTOMOBILE SERVICES (553), GHATKOPAR-MAHUL ROAD, TILAK NAGAR, CHAMBUR, MUMBAI-400 089, PH :400089-8657442190.	710.**	HASAN GARAGE (2021), MOHAN NAGAR, NAGPUR - 440 001 (MHRs), , PH :440001-.	722.##	C G MOTORS (4138), PLOT NO R-966, NEAR MK ENGINEERING, RABALE MIDC, RABALE, NAVI MUMBAI, PINCODE 400701, PH :400701-9920205756.
685.*	ALLIED AUTO AGENCIES (2666), 86/20 DR. AMBEDKAR ROAD, KHAR, MUMBAI-400 052, PH :400052-9768257450.	701.**	SHAH CAR CARE (5436), SADANWADI LAKE ROAD, OFF LBS MARG, NEAR KRISHNA TALKIES, DISTRICT - MUMBAI , (MAHARASHTRA), PH :400078-9820068380.	711.##	M S SERVICES (5339), 14 HILL ROAD , GANDHI NAGAR - NAGPUR , DISTRICT - NAGPUR , MAHARASHTRA, PH :440010-9373428222.	723.**	CHETAN MOTORS (3143), PLOT NO.-45, SECTOR-19A, OPP. DANA BAZAR EXIT GATE NO.3, BEHIND SHAMRAO VITHAL CO-OP BANK, VASHI, NAVI MUMBAI - 400705, PH :400705-9892067288.
686.*	ASHA AUTO SERVICE (570), I.O.C. DEALER, L.B.SHASTRI MARG, KURLA, MUMBAI-400 070, PH :400070-9833728833.	702.**	SHAMAL MOTORS (1154), VAITY WADI, BHANDUP-SONAPUR ROAD, BHANDUP (WEST), MUMBAI-400 078, PH :400078-9773911111.	712.##	R. K. MOTORS (3023), 69 A V A LAYOUT, LAKADGANJ, NAGPUR-440 008, PH :440008-9422113088.	NIGDI	
687.**	AUTO CRAFT (4759), PLOT NO. 1-B, NEXT TO DAMJI SHAMJI IND ESTATE, LBS MARG, VIKHROLI (W), MUMBAI-400083, PH :400083-9820022227.	703.*	ST.FRANCIS AUTOMOBILES (5154), MOUNT POINSUR BORIVALI (WEST), MUMBAI - 400103, DISTRICT - MUMBAI, MAHARASHTRA, PH :400103-989276396.	713.*	SAGAR AUTOMOBILES (2667), MARUTI AUTHORISED SERVICE STATION, PLOT NO.3 NEAR PETROL PUMP, WARDHA ROAD ,LUJJWAL NAGAR, NAGPUR-440 025, PH :440025-9960695823.	NIPHAD	
688.##	AMAR AUTOMOBILES (526), KING'S CIRCLE, MATUNGA, MUMBAI-400 019 (MHRs), , PH :400019-9869473310.	704.*	SUPER AUTO SERVICE PVT. LTD. (2430), DESAI WADI JAYWANT SAWANT ROAD, NEAR HAPPY HOME SOCIETY, DAHISAR (W), MUMBAI-400 068, PH :400068-9867253000.	714.**	SAGAR AUTO MOBILES (4971), WARDHA ROAD , CHINCHBHAWAN, NAGPUR - 441108, PH :441108-9422145365.	725.##	SHRI SAI SERVICE STATION (4452), NIPHAD AURANGABAD ROAD, NIPHAD, NASIK, MAHARASHTRA, PH :422303-9823679999.
689.##	BANAI AUTO CARE (6053), OPP. MAROL POLICE CAMP, NEXT TO AAREY CHECK POST, MAROL MAROSHI ROAD, MUMBAI-400 059, PH :400059-9819844333.	705.##	SURAJ SANGHI SERVICE STATION (438), DR. ANNIE BESANT ROAD, WORLI, MUMBAI-400 018, PH :400018-9821115492.	NANDED		OMERGA	
690.**	CARKRAFT AUTOMOBILES AND INFRASTRUCTURE PVT. LTD. (4654), ABC GODOWN, MINERVA INDUSTRIAL ESTATE, OFF P.K. ROAD, NEAR SAI DHAM MANDHIR, MULUND (W), MUMBAI, PH :400080-9820296924.			716.##	MARUTI CARES AND COLOURS (5778), LABH NAGAR,BACK SIDE OF SURABH HOTEL, NANDED-431605, DISTRICT-NANDED, MAHARASHTRA, PH :431605-9225751444.	726.##	SHRI SWAMI SAMARTH SERVICES (5874), 311/1,OPP. H.P. PETROL PUMP,NH-9, OMERGA-413606, DISTRICT-OSMANABAD, MAHARASHTRA, PH :413606-7666018372.
691.**	CHAMLUNDA MOTORS (P) LTD. (520), RAMBAUG NEAR SUNDAR DHAM, OFF S.V.ROAD, BORIVILI (W), MUMBAI-400 092, PH :400092-9820063626.			NANDURBAR		PACHORA	
692.##	CHEMBUR MOTORS (2526), 31/A ANAND NAGAR, OFF SION TROMBAY ROAD, SINDHI SOCIETY ,CHEMBUR, MUMBAI-400 071, PH :400071-9820475704.			717.*	MAULLEE MOTORS (4736), SURVEY NO. 130/2, PLOT NO. 43, ADARSHA NAGAR, NIZAR ROAD, NANDURBAR-425412, MAHARASHTRA, PH :425412-9822377931.	727.##	POOJA MARUTI SERVICE CENTRE (5564), PLOT NO 75,PREM NAGAR ,KRISHNA PURI SHEVAR, PACHORA, DISTRICT - JALGAON , MAHARASHTRA, PH :424201-9890320803.
693.##	CHHAGAN MITHA (8945), CORNER OF WARDEN ROAD & PEDDAR ROAD, POST BOX NO. 6521, MUMBAI -400026, MAHARASHTRA, PH :400026-9820861441.					PALGHAR	
						728.##	SIDDHI MOTORS (5553), THEMBHEDE ROAD,GANESH KUND,, PALGHAR,DISTRICT - THANE, MAHARASHTRA, PH :401404-9890609107.

** A-Category Mass : Free & paid Service, Major repairs & Accidental repairs

* B-Category Mass : Free & paid Service & Major repairs

C-Category Mass : Free & paid Service & Minor repairs

D-Category Mass : Free Service & Minor repairs

Mass Network (AS ON 31.10.2023)

PANVEL	739.*	ATHARVA CAR SERVICES (5161), 5, BHUSARI COLONY, PAUD ROAD, KOTHRUD,PUNE-411038, MAHARASHTRA, PH :411038-9665024803.	749.**	ASHOK AUTOMOBILES (3723), 595/B, M.G.ROAD, SANGLI-416 416, PH :416416-.	759.*	PATRICIA AUTOMOBILES (529), ALIGHT CHAMBER, ADJACENT GOLDEN DYES, OLD AGRA ROAD, HARDS NAGAR., GOKUL NAGAR, THANE, WEST - 400601, PH :400601-9987175866.	
729.**		GANGAL MOTORS (2934), PLOT NO.:132,133 &117, SECTOR 1-S, ROAD NO-5, BEHIND CIDCO GODOWN, NEW PANVEL, DISTRICT - RAIGAD, (MAHARASHTRA), PH :410206-9320226072.	740.*	MANAS AUTOMOTIVE (5443), SURVEY NO 2/4 PARRANKUTI,LANE NO.1., KARVE NAGAR - PUNE, DISTRICT - PUNE, MAHARASHTRA, PH :411052-9822043007.	750.*	AWATI MOTORS (4772), PADMAVATI COLONY, NEMINATH NAGAR VISHRAMBHAG, SANGLI-416415, MAHARASTRA, PH :416415-9422407284.	
730.**		IDEAL AUTOMOBILES (2279), IDEAL HOUSE,PLOT NO-83., PANVEL INDUSTRIAL CO OP ESTATE LTD., PANVEL, DISTRICT - RAIGAD, (MAHARASHTRA), PH :410206-9969602650.	741.*	MARUTI CARE POINT (3337), S. NO 273/5,BANER ROAD,OPP. VARSHA PARK, BANER,PUNE-411045, MAHARASHTRA, PH :411045-9689901475.	751.###	BALAJI AUTO SERVICE (1564), PLOT NO.43,GOLDEN PARK , BYPASS ROAD,SANGLI-416416, DISTRICT-SANGLI , MAHARASHTRA, PH :416416-9822106126.	
PARBHANI			742.**	SAINATH AUTOMOBILES INDUSTRIES (1569), SURVEY NO.36 PLOT NO.1, VADGAON KHURD SINHAGAD ROAD, NEAR GREEN FIELD HOTEL, PUNE-411 041, PH :411041-982214282.	SATANA		
731.##		SAI SERVICING CENTRE (5252), P7/5 MIDC, PARBHANI-431 401, MAHARASHTRA, PH :431401-9404504111.	743.*	SANTOOR CAR CARE (2053), ASHOK PLAZA, 32/2 WADGAON SHERI NEAR WEIKFIELD, PUNE NAGAR ROAD, PUNE-411 014, PH :411014-.	752.###	PATHAK MOTORS (5037), YASHWANT NAGAR,TAHARABAD ROAD., SATANA - 423301, DISTRICT - NASIK, (MAHARASTRA), PH :423301-9890216257.	
PASHAN					SATARA		
732.*		MARUTI CAR SANJIVANI (5278), SURVEY NO 5/2,SUTARWADI, SUSROAD,PASHAN, DISTRICT - PUNE, PUNE - 411021, MAHARASHTRA, PH :411021-9960733360.	744.*	ANAND MOTORS (4152), IN FRONT OF ASHWINI HOTEL, NAGAR MANMA ROAD, A/P RAHURI DIST- AHMADNAGAR, MAHARASHTRA, PH :413705-7350008501.	753.###	SIDDHI AUTOMOBILES (5464), 294/A.DEGAON PATA - SATARA, RAHAMTPUR ROAD,MIDC SATARA, DISTRICT - SATARA ,(MAHARASTRA), PH :415002-9422403178.	
PATHARDI			RAHURI				
733.##		SAGAR MOTORS (5979), MALIBABHULGAON, NAGAR ROAD PATHARDI, MAHARASHTRA 414102, PH :414102-9822197969.	745.##	RUCHI MOTORS (2631), MARUTI AUTHORISED SERVICE STATION, RAVER-425 508, DISTT. JALGAON, (MAHARASHTRA), PH :425508-8805373406.	SAWANTWADI		
PEN			RAVER		754.*	VENKATESHA AUTO CARE (8954), PLOT NO.21 MUMBAI GOA HIGHWAY, KOLGAON-BHOM, SAWANTWADI-416 510, DIST. SINDHUGARH, MAHARASHTRA, PH :416510-9423304639.	
734.##		NAVNATH AUTO (5677), OPPOSITE RAMWADI,S.T. STAND, NATIONAL HIGHWAY-17,TAL PEN-402107, DISTRICT-RAIGAD, MAHARASHTRA, PH :402107-9834279228.	746.*	AMIT MOTORS (4972), NANA SHANKAR SHETH ROAD , NEAR GOVT REST HOUSE, DISTRICT - RAIGAD , ROHA - 402109, MAHARASHTRA, PH :402109-9028376141.	SHAHADA		
PHALTAN			ROHA		755.###	MATOSHREE AUTOMOBILES (2870), NO.558 SHAHADA DHONDAICHA ROAD, TAL. SHAHADA, NANDURBAR DISTT., (MAHARASHTRA), PH :425409-9421726230.	
735.##		VORA AUTOMOTIVE (2436), SHINGNAPUR ROAD, KOLKI, PHALTAN-415523, PH :415523-7709436262.	747.##	SHREE SAI SERVICE CENTRE (5344), NAGAR-MANMAD ROAD, GODAVARI, HOTEL JEWEL, PO:SAKURI, TAL:RAHATA, DISTRICT - AHMEDNAGAR, MAHARASHTRA, PH :423107-9970741777.	SHIRDI		
PIMPALGAON			SAKURI		756.##	SHREE GANESH AUTO CARE (4268), POST SAKURI, TALLUKA RAHATA, AHMEDNAGAR-423107, PH :423107-.	
736.##		ASHWAMEDHA AUTO (2435), *ASHWAMEDH*, MUMBAI-AGRA HIGHWAY, PIMPLEGAON (B), DISTT. NASHIK, PH :422209-9766600064.	SANGAMNER		SHRIRAMPUR		
PUNE			748.*	SAI MOTORS (2840), NEAR GULEWADI PHATA, PUNE NASIK ROAD, SANGAMNER DIST. AHMEDNAGAR, PIN-422 608 (MHRS.), PH :422608-9860027513.	757.*	G.K. MOTORS (2871), K.V. ROAD, SHRIRAMPUR, DISTT. AHMEDNAGAR, PIN-413 709., PH :413709-9822094098.	
737.##		APPU AUTOMOBILES (5029), MARUTI AUTHORISED REPAIR STATION , #81.SR NO 164.TALAWAD ROAD , KANBAY ROAD,TRIVENI NAGAR , AHARASHTRA, PH :411062-9371017595.	SANGLI		SOLAPUR		
738.*		APPU SERVICE STATION (8966), T BLOCK, S-32, NEAR PAWANA COMPLEX, MIDC, PUNE-411026 (MAHARASHTRA), PH :411026-.			758.**	BALAJI MOTORS (1930), 8536 B/1 MURARJI PETH, OPP. OLD PUNE NAKA OFFICE, SOLAPUR-413 002, PH :413008-9765111110.	
					THANE		
						760.*	SEAN MOTORS (5377), SATPALA NAKA, ARNALA-VASAI ROAD, NEXT TO ZEAL RESTAURANT ,VIRAR (W) PIN 401301, PH :401301-9324003123.
						761.**	STERLING MOTOR GARAGE (555), B1/B2, KOTHARI COMPOUND NO.3, 27 ACRES, NEXT TO D'MART, OFF GHODBUNDER ROAD, MANPADA, THANE (WEST), MAHARASHTRA - 400610, PH :400601-9820252926.
						762.**	THANAWALA MOTOR AGENCY (3724), DHIRAJ BAUG, L.B.S. MARG, NAUPAD, NEAR HARINIWAS CIRCLE, THANE-400 602, PH :400602-9820106904.
						763.*	TOP GEAR AUTOMOBILES (4840), SAI NAGAR, GHODBUNDER ROAD, KASARVADAWALI, THANE (W), PH :400615-9833795855.
						ULHASNAGAR	
						764.*	CHIMAN AUTOMOBILES (3845), NEAR KAJAL PETROL PUMP, BALANI COMPOUND, VITHALWADI STATION ROAD, ULHASNAGAR 421003, PH :421003-9850223422.
						765.*	MODERN CAR CARE (3260), 171/2.RRV INDUSTRIAL AREA, BEHIND SAI BABA MANDIR,SHANTINAGAR, ULHASNAGAR-421 003, MAHARASHTRA, PH :421003-9819774588.
						URAN	
						766.##	SAI AUTOMOBILES (5665), STATE HIGHWAY NO.56,NEAR JASAI NAKA, JASAI VILLAGE,URAN-410206, DISTRICT - RAIGAD, MAHARASHTRA, PH :410206-9821808806.
						VADA	
						767.##	SAI MOTORS & SERVICE CENTRE (5675), VARALA, OPP. LAKE CITY, MANOR ROAD, WADA., PH :421303-9226338578.
						VITA	
						768.##	SONA AUTOMOTIVE (5671), MAYANI ROAD, NEAR PRUTHIVIRAJ HOTEL, OPP. LAKADE PETROL PUMP, DISTT VITA- 415311, PH :415311-9890223938.
						WAI	
						769.##	ADITYA AUTO SERVICE (4271), WAI SATARA ROAD, WAI-412803, SATARA DIST., PH :412803-9423862119.

** A-Category Mass : Free & paid Service, Major repairs & Accidental repairs

C-Category Mass : Free & paid Service & Minor repairs

* B-Category Mass : Free & paid Service & Major repairs

D-Category Mass : Free Service & Minor repairs

Mass Network (AS ON 31.10.2023)

WANI

770.## SHEIKH AUTOMOBILES (8950), PLOT NO 101, WANI GHUGUS ROAD, OM NAGRI, LAL GUDA TALAO, WANI, DIST. YAVATMAL, MAHARASHTRA 445304, PH :445304-9422171896.

WARDHA

771.## BHARAT MOTOR (1631), NAGPUR ROAD, NALWADI, WARDHA, MAHARASHTRA, PH :442001-9881588388.

WARORA

772.## ROHIT AUTOMOTIVE (5873), NAGPUR, CHANDRAPUR ROAD, VINAYAK, LAYOUT, TILAK WARD, WARORA-442907, DISTRICT-CHANDRAPUR, MAHARASHTRA, PH :442907-9172060099.

YAVATMAL

773.## M. S. MOTORS (460), AMRAVATI ROAD HIGHWAY, LOHARA, YAVATMAL-445 001, PH :445001-982222579.

774.## RAMESH MOTORS (2024), GARDEN ROAD, YAVATMAL, MAHARASHTRA-445 001, PH :445001-9422862522.

YEOLA

775.## BIJASANI AUTOMOTIVE (3041), PLOT NO 46, SURVEY NO 35/3, VINCHUR ROAD, YEOLA, DIST. NASIK, MAHARASHTRA, PH :423401-9423185025.

MANIPUR

IMPHAL

776.## BORDIN MARUTI GARAGE (4879), SANGAIPROU AIRPORT ROAD,, IMPHAL WEST, MANIPUR - 795001, , PH :795001,-.

SENAPATI

777.## KOMUO MARUTI WORKS (4644), NH-2, MAO TAPHOU, SENAPATI HQ, SENAPATI DISTRICT, MANIPUR - 795106, PH :795106-8794109474.

MEGHALAYA

TURA

778.## MULTI MOBILE PRECISION (3222), AGLANGGRE, PO ARAIMILE, NEW TURA, MEGHALAYA, 794101, PH :794101-8974057627.

MIZORAM

CHAMPAI

779.## IRDIV- TC AUTO WORKS (5744), SVENTH DAY TLANG,ZOTLANG ROAD, NEW CHAMPHAI-CHAMPHAI, DISTRICT-CHAMPHAI, MIZORAM, PH :796321-9862405715.

LUNGLEI

780.## LAWMA ENGINEERING WORKS (3125), A O C SQUARE, LUNGLEI, MIZORAM-796 701, PH :796701-9436147141.

NAGALAND

DIMAPUR

781.** ERJO MOTORS (4871), EAST BLOCK, BURMA CAMP, NEAR BIBLE HOUSE, DIMAPUR, NAGALAND - 797112., PH :797112-9436004350.

ODISHA

ANGUL

782.## ZEET AUTOMOBILES (1573), NALCO NAGAR, KANDASAR, ANGUL - 759 145, ORISSA, PH :759145-9437021285.

BALANGIR

783.## ASHIRWAD AUTOMOBILE WORKS (3177), DAMJI GARAGE, THIKADARPARA, , , BALANGIR-767 001, PH :767001-9437223452.

BALASORE

784.## AUTO CARE (432), AT-BAMPADA, PO-CHHANPUR, CITY - BALESHWAR (BALASORE), ODISHA - 756056, PH :756056-9437051944.

785.* TEKNO INDIA (3666), D-2/9 INDUSTRIAL AREA, O.T. ROAD, BALASORE-758 003, (ORISSA), PH :756001-9861034990.

BARBIL

786.## INDU MOTORS (3241), IN FRONT OF UTKAL AUTOMOBILES, JODA-BARBIL HIGHWAY, BARBIL-758 035, (ORISSA), PH :758035-9437718008.

BARGARH

787.## CARSCAN (1164), PLOT - 1/1 INDUSTRIAL ESTATE, RAILWAY STATION ROAD, BARGARH-768 028, PH :768028-9658010355.

BHUBANESWAR

788.## INDO JAPAN SERVICE (4936), PLOT NO. 18, 19, 30 & 31, BHAGABANPUR INDUSTRIAL ESTATE, PO, PATRAPADA, BHUBANESHWAR-752019, ORISSA, PH :752019-9861095444.

CUTTACK

789.* AUTO MATES (426), BIJU PATNAIK CHHAK, TULASIPUR, CUTTACK, ODISHA-753008, PH :753008-9437020646.

790.* DURGA SERVICE CENTRE (427), NEAR PALAMANDAP, BADAMBADI, PO - ARUNODAY MARKET, DISTT - CUTTACK, PIN-753012, PH :753012-9437025762.

DHENKANAL

791.## ANAND AUTOMOBILES (5449), ANAND NAGAR, IN FRONT OF TARINI MANDIR , DISTRICT - DHENKANAL , PIN - 759001 , (ORISSA), PH :759001-9437414972.

JHARSUGUDA

792.## AUTO MECHANIKA (2638), S.H.-10 BEHERAMAL, JHARSUGUDA-768 203, ORISSA, PH :768203-9040380001.

PARALAKHEMUNDI

793.## GANAPATI AUTOMOBILES (3178), B. SITAPUR, PARALAKHEMUNDI, DIST. GAJAPATI-761 200, (ORISSA), PH :761200-9827176849.

PURI

794.## URMILA MOTORS (5040), HERA GOHRI SAHI CHOWK ,PURI -1, DISTRICT - PURI, (ORISSA), PH :752001-7008651960.

SAMBALPUR

795.# ANITA AUTO CARE (4834), SALIA BAGICHA, LIONS CLUB ROAD, KUMBHARPARA, SAMBALPUR-768001 (ORISSA), PH :768001-9861248403.

SEMILIGUDA

796.## ASHUTOSH MOTORS (5035), MAIN ROAD, NH-43, SEMILIGUDA, DISTRICT-KORAPUT, (ORISSA), PH :764036-9437405417.

PONDICHERRY

KARAIKAL

797.## MARUTI TECH (2669), NO.1 AKKARAIVATTAM,NAGAORE MAIN ROAD -OPP TO ONGC KARAIKAL-609604, DISTRICT-KARAIKAL, PONDICHERRY, PH :609604-7373788705.

PUDUCHERRY

798.* A.P.P. MARUTI MOTORS (2670), PLOT NO.6 GUNDU SALAI ROAD, NATESAN NAGAR, NEAR 100 FEET ROAD, PONDICHERRY-605 005, PH :605009-7094449900.

799.##

MARUTI MISSION (5067), 60 RAGAVENDIRA NAGAR,KAMARAJ SALAI, THATTANCHAVADY PONDICHERRY, TINDIVANAM ROAD PONDICHERRY-9, PONDICHERRY, PH :605009-9786589000.

800.**

S D K MOTORS (471), PLOT NO.12, 100 FEET ROAD, OZHANDAI KEERAPALAYAM MUDALIARPET, PONDICHERRY-605 004, PH :605004-9843045889.

PUNJAB

AHMEDGARH

801.## GAHRI AUTOMOBILES (2877), LUDHIANA NAGER KOTLA ROAD, VILL. GOPALPUR CITY, AHMEDGARH, (PUNJAB), PH :148021-9417553627.

AJNALI

802.# VISHWAKARMA MOTORS (5666), NEAR VIMAL DHARAMKANTA - AJNALI, DISTRICT - FATEHGARH SAHIB, PUNJAB, PH :147301-9814528084.

AMLOH

803.## BINDRA MOTORS (5844), NEAR DESH BHAGAT COLLEGE SONTI, AMLOH, DISTRICT-FATEH GARH SAHIB, PUNJAB, PH :147203-.

AMRITSAR

804.** HANSON AUTOMOBILES (1722), MAQBOL PURA, G.T. ROAD, AMRITSAR, PH :143001-9815167669.

805.** JACKSON LUBRICANTS (364), 16 COURT ROAD, NEAR RAVI GAS AGENCY, AMRITSAR-143 001, PH :143001-9814299944.

806.**

KAPOOR'S KAR KARE (737), I/S MAHA LAKSHMI, CALICO PRINTING MILLS, OLD JAIL ROAD, AMRITSAR(PUNJAB),, PH :143001-9814213113.

807.*

SAGGU SERVICE STATION (733), HIDE MARKET, AMRITSAR-143 001 (PUNJAB),, PH :143001-8968497779.

BANUR

808.## AMRIK SERVICE STATION (2433), PATIALA ROAD, BANUR, DISTT. MOHALI(PUNJAB), PH :140601-9815591325.

BARNALA

** A-Category Mass : Free & paid Service, Major repairs & Accidental repairs

C-Category Mass : Free & paid Service & Minor repairs

* B-Category Mass : Free & paid Service & Major repairs

D-Category Mass : Free Service & Minor repairs

Mass Network (AS ON 31.10.2023)

809.## GAURAV MOTORS (4962), DHANAULA ROAD, BARNALA - 148101, DISTRICT SANGRUR, PUNJAB, PH :148101-9317512916.
810.* PUNJAB MOTOR GARAGE (6222), DHANAULA ROAD, BARNALA (PUNJAB), . PH :148101-9317512360.

BHADSON

811.## FRIENDS MOTORS (2233), NABHA ROAD, BHADSON-147 202, DISTT. PATIALA, (PUNJAB), PH :147202-9815700778.

BHATINDA

812.## KRISHNA AUTOS (4571), 40FT ROAD NAMDEV MARG NEAR INDRANI HOSPITAL ,BATHINDA (PUNJAB) 151001, PH :151001-9888671810.
813.** MODERN MOTORS (6234), OPP. T.V. TOWER, MANSA ROAD, BHATINDA, PH :151001-9814177075.
814.## SUPER AUTOMOBILES (6232), TINKONI, GONIANA ROAD, BHATINDA, PH :151001-9814036163.

BUDHLADHA

815.## JINDAL AUTOMOBILES (2147), NEAR P.S.E.B. ,BHIKHI ROAD, BUDHLADA-151 502, DISTT. MANSA, PH :151502-9815516964.

DERABASSI

816.## BINDAL AUTOMOBILES (1248), CHANDIGARH AMBALA ROAD, PARAS RAM MARKET, DERA BASSI-140 507, PH :140507-9914449711.

DHURI

817.## SHIV MOTORS (1962), NEAR SDM OFFICE, SANGRUR ROAD, DHURI-148 024, PH :148024-9872851068.

DINANAGAR

818.## D.S. MARUTI SERVICE STATION (3333), G.T. ROAD, DINA NAGAR, DIST. GURDASPUR-143 531, (PUNJAB), PH :143531-9814873101.

DIRBA

819.## PENTAGON MECHANICAL WORKS (2564), JIND-SANGRUR ROAD, DIRBA, DISTT. SANGRUR, (PUNJAB), PH :148035-9876543400.

DORAHA

820.* FATEH MOTORS (2048), G.T. ROAD, DORAHA, (LUDHIANA), PH :141421-9814031784.

FAZILKA

821.## BAHL MOTORS (6229), ABOHAR ROAD, FAZILKA-152 123, . PH :152123-9815700550.

FIROZPUR

822.## SUTLEJ AUTOMOBILES (3568), G.T. ROAD, FEROZEPUR CANTT., PIN-152 001 (PUNJAB), PH :152001-9417009985.
823.## BOBB MOTORS (4378), NEAR BSF COLONY, MOGA ROAD, FEROZEPUR CANTT, PH :152001-9781187142.

GIDDARBAHA

824.* JIWAN CAR CENTRE (3442), BHATINDA ABOHAR, NATIONAL HIGHWAY, GIDDERBAHA-152 101, DIST. MUKETSAR (PUNJAB), PH :152101-9779600086.

GOINDWAL SAHIB

825.## DASS MOTORS (8941), KAPURTHALA CHOWK, GOINDWAL SAHIB, DISTT. AMRITSAR-143 429, (PUNJAB), PH :143429-9914699121.

GURDASPUR

826.* VIJAY SERVICE STATION (749), NEAR RAILWAY CROSSING, PATHANKOT ROAD, GURDASPUR, (PUNJAB), PH :143521-9814437637.

HOSHIARPUR

827.## JOGINDER MOTORS (2268), BYE PASS TANDA ROAD, HOSHIARPUR-146 001, . PH :146001-9803227000.

JAGRAON

828.## DHALIWAL AUTOMOBILES (2035), NEAR AJANTA PETROL PUMP, G.T. ROAD, JAGRAON DISTT. LUDHIANA, (PUNJAB), PH :142026-9814318600.

JALANDHAR

829.## CITY POINT SERVICE STATION (4528), AVTAR NAGAR ROAD, BEHIND T.V. CENTRE, OPP HOTEL REGENT PARK, JALANDHR, PH :144003-9779613576.
830.** KAAR KARES (725), G.T.ROAD, JALANDHAR, 144 001 (PUNJAB), . PH :144001-9569295585.

831.* KAPOOR MOTOR GARAGE (1649), OPP. SPORTS COLLEGE, KAPURTHALA ROAD, JALANDHAR CITY, PH :144623-9815040411.
832.* PUNJAB MOTOR GARAGE (8959), HMV CHOWK, NEW GRAIN MARKET ROAD, JALANDHAR CITY-144 008, PH :144008-9814675433.

KAPURTHALA

833.## T.S. WALIA MOTORS (267), MANSOORWAL, JALLANDHAR ROAD, KAPURTHALA, PH :144601-9357211525.

834.## AVTAR AUTO TECH (5329), KANJLI ROAD,NEAR OCTROI, KAPURTHALA, PUNJAB, PH :144601-9888262026.

KURALI

835.## V K MOTORS (8943), CHANDIGARH ROPAR ROAD, KURALI, DISTRICT SAS NAGAR (MOHALI), PUNJAB -140103, PH :140103-9814273873.

LALRU

836.## VIKAS MOTORS (2777), IOC PETROL PUMP, AMBALA CHANDIGARH ROAD, LALRU DISTT. PATIALA, PUNJAB, PH :140501-9888191444.

LUDHIANA

837.** PUNJAB AUTO CENTRE (6221), OPP TELEPHONE EXCHANGE, BHARAT NAGAR CHOWK, LUDHIANA-141 001, PH :141001-9855117003.

838.* REEHAL AUTOMOBILE SERVICES (1176), OPP. JAMALPUR POWER HOUSE, CHANDIGARH ROAD, LUDHIANA-141 010, PH :141015-9357110000.

839.## SATNAM MOTOR WORKSHOP (4533), OPP MILK PLANT, FIROZPUR ROAD, LUDHIANA, PH :141003-9855228591.
840.## STAR AUTOS (4650), JALANDHAR BY PASS, G.T. ROAD, LUDHIANA, PH :141012-9216844220.

841.## VISHAL AUTOMOBILES (1262), G.T. ROAD, DHOLEWAL, LUDHIANA-141 003, PH :141003-9815206060.

MALOUT

842.## DELHI MOTORS (6225), TINKONI CHOWK, BHATINDA ROAD, MALOUT-152107, PH :152107-9876074061.

MANDI GOBINDGARH

843.## NATIONAL MOTORS (1070), G.T. ROAD, NEAR P & S BANK, MANDI GOBINDGARH-147 301, PH :147301-9317862000.

MANSA (PUNJAB)

844.## LOVEKESH ENTERPRISES (2162), NEAR N.M. COLLEGE, MANSA-151 505, (PUNJAB), PH :151505-9216524143.

MOGA

845.* GURU NANAK MOTOR REPAIRING WORKS (732), G.T.ROAD, MOGA-142 001 (PUNJAB), . PH :142001-9914121387.

MOHALI

846.** BENZ AUTO SCAN (5734), E-153,PHASE 7, INDUSTRIAL AREA -MOHALI, DISTRICT-MOHALI, PUNJAB, PH :160055-9876101806.

847.** MOHALI MOTORS (756), C-55 INDUSTRIAL AREA, PHASE-VI, S.A.S. NAGAR, MOHALI-160 055, PH :160055-9781815959.

848.** SETHI MOTORS (4742), PLOT NO. E-159, INDUSTRIAL AREA, PHASE-7, MOHALI, PUNJAB, PH :160055-9814307002.

849.## UNIPONT (5043), PLOT NO.593., INDUSTRIAL AREA PHASE-IX MOHALI., DISTRICT - MOHALI, (PUNJAB), PH :160062-7814402838.

MORINDA

850.## SONY MOTOR PALACE (1077), SIRHIND ROAD, MORINDA-140 101, . PH :140101-9815612477.

MUKERIAN

851.* MARSHAL SALES CORPORATION (5251), NEAR RADHA SOAMI SATSANG, PATHANKOT ROAD, MUKERIAN - 144211, DISTRICT HOSHIARPUR,PUNJAB, PH :144211-8283835926.

852.## NEW MODERN AUTOMOBILES (4437), G.T. ROAD, MUKERIAN, PUNJAB, PH :144211-9463292013.

MUKTSAR

853.## MALWA MARUTI CENTRE (4764), OPP GOVT COLLEGE KOTKAPURA ROAD, MUKTSAR, PUNJAB, PH :152026-9814622081.

NAKODAR

854.## MEHTA MOTORS (3531), KHADDAR BHANDAR ROAD, NAKODAR-144040, PH :144040-9815600082.

PATIALA

855.** PARAS MOTORS (4778), PLOT NO. 25-A, NEAR HOTEL FLYOVER FACTORY AREA, PATIALA-147001, PUNJAB, PH :147001-9814089861.

856.## RAJINDRA MOTORS (8924), C-177, INDUSTRIAL FOCAL POINT, PATIALA, PUNJAB, PH :147003-9316200335.

PATTI

** A-Category Mass : Free & paid Service, Major repairs & Accidental repairs

C-Category Mass : Free & paid Service & Minor repairs

* B-Category Mass : Free & paid Service & Major repairs

D-Category Mass : Free Service & Minor repairs

Mass Network (AS ON 31.10.2023)

857.## ANU AUTOMOBILE (2747), AMRITSAR ROAD, NEAR RADHA SWAMI SATSANG, PATTI DISTT. AMRITSAR, (PUNJAB), PH :143416-8575210003.

PHAGWARA

858.## SWAMI MOTORS (3774), (PAMMI W/SHOP), OPP. B.N. DUGGAL PETROL PUMP, G.T. ROAD, PHAGWARA DIST. KAPURTHALA, PH :144401-9815107989.

859.## VIVA MOTORS (4740), G.T. ROAD, PHAGWARA-14463, DISTRICT-KAPURTHALA, PUNJAB, PH :144463-9814310021.

QADIAN

860.## HI-TECH AUTOMOBILES (4945), NEAR VILLAGE NATHPURA, BATALA ROAD, QADIAN, DISTT. - GURDASPUR, PIN - 143516, PUNJAB, PH :143516-9877510294.

RAIKOT

861.## RANA SUPREME MOTOR GARAGE (3732), NEAR GURDWARA TAHLIANA SAHIB, BARNALA BYE PASS ROAD, RAIKOT, DISTT. LUDHIANA (PUNJAB), PH :141109-9814265791.

RAJPURA

862.## NOOR MOTORS (3045), PATIALA ROAD, RAJPURA-140 401, (PUNJAB), PH :140401-9814507867.

RAMPURAPHUL

863.## BALAJI AUTOMOBILES (4443), BARNALA ROAD, RAMPURA PHUL-151103, DISTT BHATINDA, PUNJAB, PH :151103-9417172671.

864.## VIRDI MOTOR GARAGE (3046), BARNALA ROAD, RAMPURAPHUL-151 103, DISTT. BATHINDA, (PUNJAB), PH :151103-9872874175.

SAMANA

865.* CITY MOTORS (1867), P.B.NO.11, MAIN ROAD, SAMANA-147 101, DISTT. PATIALA (PUNJAB), PH :147101-9814221981.

SANGRUR

866.** RAKESH MARUTI SERVICE (6325), JIND - DELHI ROAD, NEAR E.S.I. DISPENSARY, SANGRUR-148 001, PH :148001-9815103944.

867.## SANGRUR MARUTI CENTRE (1632), PATIALA ROAD, OPP. MILITARY CAMPUS, SANGRUR-148 001, (PUNJAB), PH :148001-9417510111.

SIRHIND

868.## BADRI DHAM CAR SERVICE (1062), G.T. ROAD, SIRHIND-140 406, , PH :140406-.

869.## MALHOTRA MOTORS (4657), OPP. INCOME TAX OFFICE, SIRHIND, DISTT FATEHGARH SAHIB, PUNJAB, PH :140406-9815844008.

SULTANPUR LODHI

870.## HANDA MOTORS (2776), TALWANDI ROAD, SULTANPUR LODHI, DISTT. KAPURTHALA, (PUNJAB), PH :144626-9815623392.

SUNAM

871.## SUNAM AUTOMOBILES (3924), PATIALA ROAD, NEAR OCTROI POST, SUNAM, DISTT. SANGRUR, PH :148028-9417076315.

TANDA

872.## MALWA AUTO CARE CENTRE (2073), G.T. ROAD BY-PASS, TANDA, DISTT. HOSHIARPUR, (PUNJAB), PH :144204-9814392103.

TARN TARAN

873.## GURMEET MOTORS (4757), CHABHAL KHURD, TARN TARAN, DISTRICT-AMRITSAR, PUNJAB, PH :143301-8360197519.

ZIRA

874.## NEW AUTOMOBILES (5477), NEAR BYE PASS, FEROPUR ROAD, ZIRA, TEHSIL ZIRA, DIST. FEROPUR, PUNJAB - 142047., PH :142047-9463240231.

RAJASTHAN

ABU ROAD

875.## UNIQUE MOTORS (4923), MOUNT ROAD, AKRABHATTA, ABU ROAD-307 510, (RAJASTHAN), PH :307510-9929177781.

AJMER

876.## ASHOK AUTOMOBILES (1121), BYEPASS ROAD, PARVATPURA, IND.AREA, AJMER (RAJASTHAN), PH :305002-.

ALWAR

877.## POOJA MOTORS (5439), POOJA MOTORS,NEAR AMARNATH PETROL PUMP,DELHI ROAD ,MUNGSKA - ALWAR , DISTRICT - ALWAR , RAJASTHAN , PH :301001-.

878.## VERTEX AUTOMOBILES PVT. LTD. (1944), CHANDUKA BHAWAN, SWARG ROAD, ALWAR-301 001, PH :301001-.

BARMER

879.* VEW SERVICE (1238), S-181 & 182, RIICO, BARMER-344 001, (RAJASTHAN), PH :344001-.

BASSI

880.## YARDHANI MOTORS (5358), NEAR NALAYA BASSI, DISTRICT - JAIPUR, RAJASTHAN, PH :303301-9950107203.

BEHROR

881.## K.L. INTERNATIONAL AUTOMOBILES (1763), DELHI JAIPUR HIGHWAY, VILLAGE DHAMI, P.O. KANKARDOPA, TEHSIL BEHROR DIST. ALWAR (RAJASTHAN), PH :301701-.

BHARATPUR

882.** CLASSIC MOTORS (2348), DEEG ROAD, KUMHER GATE, BHARATPUR-321 001, (RAJASTHAN), PH :321001-9414026545.

BHILWARA

883.## NATIONAL SERVICE CENTER (4761), SANGANER COLONY, KOTA ROAD, BHILWARA-311001, RAJASTHAN, PH :311001-9829120285.
884.* QUICK SERVICES (3473), SABUN MARG, PURAN DAS JI KI BAGICHEE, BHILWARA-311 001, PH :311001-.

BHINIMAL

885.## GURJAR MOTORS (5567), RAMSIN ROAD,OPP PRADEEP PETROL PUMP, BHINIMAL, DISTRICT - JALOR, RAJASTHAN, PH :343029-9414374962.

BHIWADI

886.** WHEEL-O-CITY (4246), E-7D (A) PHASE-1, NEAR RIICO CHOWK, BHIWADI, RAJASTHAN, PH :301019-.

BIKANER

887.## GENERAL AUTOMOBILES (1123), RANI BAZAR, RAIWAY CROSSING, BIKANER (RAJASTHAN), PH :334001-.

888.## VISHI MOTORS (5559), PLOT NO 55(A) ,J.A. RANI BAZAR-BIKANER, DISTRICT - BIKANER, RAJASTHAN, PH :334001-.

BUNDI

889.## SHRI JI MOTORS (2174), OPP. KUMBHA STADIUM, KHOJA GATE, BUNDI, (RAJASTHAN), PH :323001-9990270676.

CHITTORGARH

890.## SISODIA MOTORS (5673), 31.OLD INDUSTRIAL AREA,BYE PASS ROAD, CHITTORGARH, DISTRICT - CHITTORGARH, RAJASTHAN, PH :312001-9414110657.

CHOMU

891.## SHREE LAXMI MOTORS (3072), MORIJA ROAD, CHOMU, JAIPUR-303702, (RAJASTHAN), PH :303702-9828160281.

CHURU

892.* ABS MOTORS (2978), JAIPUR ROAD, CHURU-331 001, (RAJASTHAN), PH :331001-.

DAUSA

893.## BALAJI MOTORS (4564), NEW MANDI ROAD, NEAR TRANSFORMER, DAUSA-303303, PH :303303-.

DHAULPUR

894.** NARAYAN MOTORS (3345), G.T. ROAD, DHOLPUR, (RAJASTHAN), PH :328001-9116013413.
895.## NARSING SERVICE CENTRE (3074), NEAR JAGDISH TALKIES, BARI ROAD, DHOLPUR-328 001, (RAJASTHAN), PH :328001-9414026820.

DIDWANA

896.## SANTOSH AUTOMOBILES (5450), SANTOSH ATUOMOBILES,KUCHAMAN ROAD , DIDWANA , DISTRICT - NAGAUAR , (RAJASTHAN), PH :341303-9828833363.

DUDU

897.## NEETA AUTOMOBILES (4855), C/O NEW JAIN GUEST HOUSE, NH-8, JAIPUR AJMER ROAD, DUDU, RAJASTHAN, PH :303008-9667031098.

JAIPUR

898.## A-1 MOTORS (4856), D-28 MALVIYA NAGAR., INDUSTRIAL AREA JAIPUR., DISTRICT - JAIPUR , RAJASTHAN , PH :302017-9414047628.
899.* AMGI AUTOMOBILES (1938), AIRPORT CIRCLE, KOTA ROAD, JAIPUR-302 011, PH :302011-9828012009.

** A-Category Mass : Free & paid Service, Major repairs & Accidental repairs

C-Category Mass : Free & paid Service & Minor repairs

* B-Category Mass : Free & paid Service & Major repairs

D-Category Mass : Free Service & Minor repairs

900.## AUTONITY JAIPUR (4852), GOPALPURA BYPASS, DELHI KISHANGARH, HIGHWAY JAIPUR, DISTRICT - JAIPUR - 302019, RAJASTHAN, PH :302019-9784377503.
 901.** AUTONITY VKIA (8927), PLOT NO.6, GIRDHAR COLONY, SIKAR ROAD, JAIPUR-302 013, PH :302039-.
 902.## J.K. AUTOMOBILES (2058), 38 SUSHILPURA, AJMER ROAD, JAIPUR-302 007, PH :302007-.
 903.** JAI SHRI RAM AUTO SERVICE CENTRE (1140), OPP. SHYAM NAGAR TURN, MAIN AJMER ROAD, SODALA JAIPUR, RAJASTHAN, PH :302019-.
 904.## KATARIA MOTORS (2577), 9-A NEMINAGAR VISTAR , AMRAPALI MARG, VAISHALI NAGAR, JAIPUR -302021, PH :302021-.
 905.## KRISHNA AUTOMOBILES (5363), B-27 SUNDAR NAGAR ,MANSAROVAR , JAIPUR, DISTRICT - JAIPUR, RAJASTHAN, PH :302020-9829958075.
 906.## LAXMI MOTORS (2576), OPP METRO PILLAR NO 34, GANGA JAMUNA CROSSING, NIRMAM NAGAR, JAIPUR, RAJASTHAN - 302019, PH :302019-9351551181.
 907.* M. R. MOTORS (8933), PLOT NO. 120-121 & 125-126, VANE VIHAR, 200FT BYE PASS, JHOTWARA, JAIPUR (RAJASTHAN), PH :302012-.
 908.* RIGHTWAYS CO. (1131), KISHANPOLE BAZAR, JAIPUR, , PH :302002-.
 909.** SAISHA MOTORS (1764), MAIN SHIPRA PATH, OPP. SECTOR 93, AGARWAL FARM, MANSAROVAR, JAIPUR-302 020, PH :302020-.
 910.* SERVICE CENTRE (1139), OPP. TOURIST HOTEL, M.I. ROAD, JAIPUR-1, PH :302001-9351551181.
 911.* SHARP MOTORS (2032), J-3 HIMMAT NAGAR, MAIN TONK ROAD, GOPAL PURA CIRCLE, JAIPUR-302 004, PH :302004-9694420002.
 912.## SUPREME MOTORS (8952), A-25 ASSAM MANSION, TRANSPORT NAGAR, JAIPUR-302 003, PH :302003-773279332.
 913.## TOSHNIWAL AUTOMOBILES (3475), 131 SHRI GOPAL NGAR, GOPALPURA BYEPASS, JAIPUR, (RAJASTHAN), PH :302015-9887553836.

JAISALMER

** A-Category Mass : Free & paid Service, Major repairs & Accidental repairs
 ## C-Category Mass : Free & paid Service & Minor repairs

914.## R.R. AUTOMOBILES (1473), OPP. GEETA ASHRAM, JAISALMER-345 001, (RAJASTHAN), PH :345001-8619638276.
JHUNJHUNU
 915.## VISHWAKARMA AUTOMOBILES (3071), HPC DEALER, RANI SATHI ROAD, JHUNJHUNU-333 001, (RAJASTHAN), PH :333001-9461058639.
JHUNJHUNUN
 916.## DADHIMATI MOTORS (1648), OPPOSITE RSEB OFFICE, BAGAR ROAD, JHUNJHUNU, (RAJASTHAN), PH :333001-9587007122.
JODHPUR
 917.## DEORA MOTORS (5353), UPPER UNDER BRIDGE ,PAOTA 'C' ROAD, JODHPUR, DISTRICT - JODHPUR, RAJASTHAN, PH :342006-9829026069.
 918.* P.D. MOTORS (3340), NATIONAL HIGHWAY NO. 62, NEW PALI ROAD, NEAR JHALAMAND CIRCLE, JODHPUR, RAJASTHAN - 342005-, PH :342005-.
KALWAR
 919.## ROLANIYA MOTORS (5554), KALWAR MAIN TIRHIA ,NEAR KHARBAS, NEAR PETROL PUMP,,JHOTWARA ROAD, DISTRICT - KALWAR, RAJASTHAN, PH :303706-9983111634.
KISHANGARH
 920.## RADHA SWAMI AUTOMOBILES (440), NEAR AJMER ROAD - BUS STAND, , KISHANGARH., DISTRICT AJMER, RAJASTHAN, PH :305801-9252059798.
KOTA
 921.## FRIENDS AUTOMOBILES (), KOTA BUNDI ROAD, NH 12, OPP. HOTEL MENAL RESIDENCY, KOTA, PH :323021-9829529479.
KOTPUTLI
 922.## VIKAS MARUTI SERVICE CENTRE (4970), NH-8, NEAR MEENA GAS AGENCY GODOWN, KOTPUTLI - 303108, RAJASTHAN, PH :303108-9929383045.
KUCHAMAN
 923.## DALUKA AUTO SALES (4565), NEARBY SHARDA PALACE HOTEL., KUCHAMAN BYE PASS., KUCHAMAN CITY, 341508, PH :341508-9414433240.

MAKRANA

924.## GEHLOT MOTORS (454), OPPOSITE TO G.S.S. MANGLANA ROAD, MAKRANA, RAJASTHAN, PH :341505-9829024687.

MERTA

925.## DELUX CAR SERVICE CENTRE (3856), KUCHERY ROAD, MERTA CITY, DISTT. NAGAUER, PH :341510-9414004543.

NAGAUR

926.* CLASSIC AUTOMOBILES (1179), DIDWANA ROAD, (DELHI GATE), NAGAUR-341 001, (RAJASTHAN), PH :341001-9672501234.

NEWAI

927.## HEENA MOTORS (5568), NEWAI BYEPASS ,NEAR JHILAY MOAD, NEWAI, DISTRICT - TONK, RAJASTHAN, PH :304021-9414228066.

PILANI

928.## MARUTI CARE CENTRE (3073), RAJGARH ROAD, SHANTI NAGAR, PILANI DISTT. JHUNJHUNU, RAJASTHAN-333 031, PH :333031-.

929.# MARUTI CARE CENTRE (), RAJGARH ROAD, SHANTI NAGAR, PILANI DISTT. JHUNJHUNU, RAJASTHAN-333 031, PH :333031-.

PINDWARA

930.## RUNEJA MOTORS (5758), NH-14,OPP PATHIK MIDWAY , PINDWARA-307022, DISTRICT-SIROHI, RAJASTHAN, PH :307022-9610451492.

RAINWAL

931.## MAHALAXMI AUTO CARS (5566), OPP ROHINI NAGAR IST, PHAGU ROAD - RAINWAL, DISTRICT - JAIPUR, RAJASTHAN, PH :303904-.

RAJSAMAND

932.## VIPUL AUTOMOBILES (2170), NH -8, BHAGWANDA, , BEHIND GOVT. PRIMARY SCHOOL , RAJSAMAND, RAJASTHAN, PH :313333-.

RAWATBHATA

933.## APNA MARUTI GARAGE (5940), OPP. RAM TEKRI MANDIR, PRATAP MARKET, MAIN ROAD,RAWATBHATA-323305, DISTRICT-CHITTORGARH, RAJASTHAN, PH :323305-.

SIKAR

934.** RAJ AUTOMOBILES (8949), NEAR RTO PASS ROAD , SRI MADHOPUR-BYEPASS, SIKAR, DISTRICT - SIKAR, RAJASTHAN, PH :332001-.

SRI MADHOPUR

935.## BHARAT MOTORS (5757), WARD NO 4,BYE PASS ROAD , SRI MADHOPUR-332715, DISTRICT- TONK, (RAJASTHAN), PH :332715-9251377020.

SRIGANGANAGAR

936.## ROHIT UDYOG (1132), 75 K-BLOCK, SRIGANGANAGAR, , PH :335001-.

937.* NAGPAL MOTORS (3341), NAGPAL COMPLEX, SUKHARIA CIRCLE, SRIGANGANAGAR-335 001, PH :335001-9214094222.

SUJANGARH

938.## SHRI CHARBHUJA MARUTI (4924), LANDU ROAD, SUJANGARH, DISTRICT-CHURU, RAJASTHAN, PH :331507-9828118827.

SURATGARH

939.## ROHIN SERVICE STATION (2646), N.H.15 BIKANER ROAD, OPP. G.S.S. POWER HOUSE, SURATGARH-335 804, (RAJASTHAN), PH :335804-.

TIJARA

940.## M D MOTORS (5875), ALWAR ROAD,NEAR BOLLYWOOD FARM, TIJARA-, DISTRICT-ALWAR, RAJASTHAN, PH :301411-9351607080.

TONK

941.## SUMIT MARUTI (4566), G 1 – 103, RIICO INDUSTRIAL AREA, JAIPUR ROAD, TONK-304001, RAJASTHAN, PH :304001-9214494900.

UDAIPUR (RAJASTHAN)

942.** ALOK AUTOMOBILES PVT. LTD. (1977), B.N. COLLEGE PREMISES, OPP. DALAL PETROL PUMP, SEVASHRAM ROAD, UDAIPUR, PH :313001-9414166305.
 943.** SHREE SAI CAR CARE (2376), PUNJAWATI, PULLA, UDAIPUR-313 001, PH :313001-9414167605.

TAMIL NADU

AMBUR

944.## MARUTHI MOTORS (2864), 10-C M.C. ROAD, AMBUR-635 802, (TAMIL NADU), PH :635802-.

* B-Category Mass : Free & paid Service & Major repairs
 # D-Category Mass : Free Service & Minor repairs

Mass Network (AS ON 31.10.2023)

ARAVAKURICHI	957.*	P.A. SERVICE STATION (2346), NO. 1 GOVINDARAJ ALUMEL AMMAL NAGAR, NEAR 100 FEET ROAD, AGRAHARAM, KORATTUR, CHENNAI-600 076, PH :600076-9840378025.	COONOOR	978.**	BALAJI MOTORS (5136), PLOT NO. 11 & 18, MARUTHI NAGAR, KRISHNAGIRI MAIN ROAD, HOSUR, TAMILNADU - 635109, PH :635109-9842755402.
945.#	GOWRI MARUTI (5570), OPPOSITE IOCL PETROL PUMP,NH-7, ARAVAKURICHI, DISTRICT - KARUR, TAMILNADU, PH :639201-9994818043.	958.**	SWAMY AUTOMOBILES (456), 23 CASA MAJOR ROAD, EGMORE, CHENNAI-600 008, PH :600008-9840891916.	979.###	SRI VINAYAKA MOTORS (3848), 5/2C/1 (OPP TAMIL NADU HOTEL), BYE PASS ROAD, HOSUR, PH :635109-9443245096.
ARCOT		959.*	VAISHALI MOTORS (4529), 4/577 RAJIV STREET, OLD MAHABALIPURAM ROAD, KOTTIVAKAM, CHENNAI-600041, PH :600041-9840138888.	KALPAKKAM	
946.##	HARI AGENCIES (468), #27, ANNA SALAI, ARCOT, TAMIL NADU -632503, PH :632503-.	960.*	WHEELS AUTO (469), 40 KASTURIBA NAGAR, 1ST CROSS ROAD, ADYAR, CHENNAI-600 020, PH :600020-9840138888.	980.#	MARUTI MOTORS (4253), SURVEY 309/5-A, PUDUPATTINAM VILLAGE PANCHAYAT, THIRUKALUKUNDRAM TALUKA, KANCHEEPURAM, KALPAKKAM-603102, PH :603102-9443366535.
ATTUR		961.###	EASVARI MOTORS PRIVATE LIMITED (2236), AC-123.4TH AVENUE SHANTHY COLONY, ANNA NAGAR-CHENNAI, CHENNAI-600040, MAHARASHTRA, PH :9840820212.	KANCHEEPURAM	
947.##	GANESAA MOTORS (4538), 1/1-D ARANGA BALA NAGAR, SALEM CUDDLORE MAIN ROAD, NARASINGARAM, ATTUR-636108 (TAMIL NADU), PH :636108-9443273866.	962.*	PERFECT MARUTI CARE (4632), NO. 51/26, 4TH MAIN ROAD, RAJA ANNAMALLI PURAM, CHENNAI-600028, PH :600028-9769974300.	981.*	SVS MARUTI SERVICE CENTRE (5466), NO.1 MILITARY ROAD, SEVILIMEDU, OPP BRINDAVANAM NAGAR, KANCHIPURAM, TAMILNADU 631501, PH :631501-.
AVINASHI		963.**	O.M.S. MOTORS (P) LTD. (2140), NO.27 VELACHERRY MAIN ROAD, RAM NAGAR NORTH, MADIPAKKAM, CHENNAI-600 091 (TAMIL NADU), PH :600091-9444081390.	KANGAYAM	
948.##	K.P.K AUTOMOTIVE (5547), SF NO.460/2,TIRUPPUR MAIN ROAD, AVINASHILINGAMALAYAM,AVINASHI-641654, DISTRICT-COIMBATORE, TAMILNADU, PH :641654-9443301732.	CHIDAMBARAM		982.##	SRI ARUN CAR CARE (3949), COIMBATORE ROAD, NEAR IBP PETROL BUNK, KANGAYAM - 638701, PH :638701-9443329526.
BHAVANI		964.##	HI-TECH MARUTI (3231), NO.45,SITHIVEL NAGAR,SALIYANTHOPPU, BYE PASS ROAD,CHIDAMBARAM-608001, DISTRICT-CUDDLALORE, TAMILNADU, PH :608001-9585538671.	KARAIKUDI	
949.##	CAR ZONE AUTO SERVICE (5332), METTUR MAIN ROAD, NATARAJAPURAM BHAVANI, DISTRICT - ERODE, TAMILNADU, PH :638301-9842085670.	COIMBATORE		983.##	SURABI MOTORS (2340), NO.11 TRICHY MAIN ROAD, (NEAR RAILWAY CROSS), SRIRAM NAGAR, KOTAIYUR, KARAIKUDI-630 001, PH :630106-9443351484.
CHENGELPUT		965.##	GURU AUTO GARAGE (4965), 2/98, IRUGUR ROAD, NEAR BSNL OFFICE, CHINNAMPALAYAM, COIMBATORE, TAMIL NADU, PH :641062-9843256247.	KARUMATHAMPATTY	
950.##	AMMA AUTOMOBILES (2941), 57-A/1 THIRUKAZHUKUNDRAM ROAD, CHENGALPATTU-603 002, (T.N.), PH :603002-.	966.##	LOTUS AUTOMOBILES (4758), 1647-A AVINASHI ROAD, HOPE COLLEGE, PEELAMEDU, COIMBATORE-641004 (TAMILNADU), PH :641004-9842265133.	984.##	SIVAN MOTORS (3832), OPP IBP NH47, NEAR KONGU VELLALAR SCHOOL, KARUMATHAMATTY, PH :641659-9842231819.
CHENNAI		967.*	SOUTH INDIA MOTORS (MARUTI) (4752), 9A/3 AVINASHI ROAD, NEAR KMCH POLICE CHECK POST, CIVIL AERODROME POST, SITRA, COIMBATORE-641014 (TAMIL NADU), PH :641014-9843027601.	KARUR	
951.##	ABIRAMI MOTORS (5131), 6 ANNA NEDUMATHAI, CHOO LABEDU, CHENNAI-600094, TAMILNADU, PH -600094-9840017558.	968.##	TDK AUTOMOBILES PVT. LTD. (160), 9A NEHRU STREET, B.R. PURAM AVINASI ROAD, PEELAMEDU, COIMBATORE-641 004, PH :641004-9952300666.	985.**	SRI SAKTHI AUTO CARE (2532), 3/291 COVAI ROAD, VADIVEL NAGAR L.N.S. POST, KARUR-639 002, (TAMIL NADU), PH :638009-9842426585.
952.##	AUTO TECH (3445), NO.6 G.S.T. ROAD, KAMATCHI COLONY, SANATORIM, CHENNAI-600 040, PH :600047-9941019455.			KOVLIPATTI	
953.*	EASVARI MOTORS PRIVATE LIMITED (1431), W-110 ANNA NAGAR, CHENNAI-600 040, , PH :600101-9840855655.			986.##	CLASSIC AUTOMOBILES (6037), 3/531 - B, TIRUNELVELI TO MADURAI BYPASS ROAD, NH-7, INAM MANIYACHI, KOVLIPATTI, TAMIL NADU - 628502, PH :628502-9442520000.
954.##	KARS KARE SERVICE CENTRE (2579), 648 T.H. ROAD, TONDIARPET, CHENNAI-600 081, PH :600081-9841097259.			KRISHNAGIRI	
955.**	MARUTI NEEDS (2531), NO.2 PARK ROAD, PADI, CHENNAI-600 050, PH :600050-9940099500.			987.##	THIRUTHANIGAI MOTORS (2427), SALEM-CHENNAI BYE PASS ROAD, KRISHNAGIRI-635 001, (TAMILNADU), PH :635001-9842129890.
956.**	NSK MARUTI (4975), 2/547, EAST COAST ROAD, NEELANKARAI, CHENNAI, TAMIL NADU, PH :600115-9841047232.				

** A-Category Mass : Free & paid Service, Major repairs & Accidental repairs

C-Category Mass : Free & paid Service & Minor repairs

* B-Category Mass : Free & paid Service & Major repairs

D-Category Mass : Free Service & Minor repairs

KUMBAKONAM

988.## SRI SAKTHI MOTORS (4330), #7/228, PULIYAMPETTTAI, MAYILADUTHURAI MAIN ROAD, KUMBAKONAM, TAMILNADU -612103, PH :612103-9443131513.

MADURAI

989.## FRIENDLY MOTORS (3141), 32 PALAM STATION ROAD, NEAR LIC BUS STOP, SELLUR, MADURAI-625 002, PH :625002-9842714047.

990.## SHALOM MOTORS (4629), THENI MAIN ROAD, ACHAMPATHU, NEAR BHARAT PETROLEUM, MADURAI-625019, PH :625019-8754033244.

MADURANTHAKAM

991.## MARUTHI MOTORS (6036), NO.33,G.S.T. ROAD,KARUNGUZH, MADURANTHAKAM-603303, DISTRICT-KANCHIPURAM, TAMILNADU, PH :603303-9443354073.

MAYILADUTHURAI

992.## R.M.S. MARUTI AUTO (2237), 53/54 MAHADHANA STREET, MAYILADUTHURAI-609 001, (TAMIL NADU), PH :609001-9842922685.

NAGAPATTINAM

993.* MARUTI-TECH (1671), PUTHUR ROUNDANA E C R ROAD, NAGAPATTINAM, , PH :611001-9842653718.

NAGERCOIL

994.* SREE GANAPATHY MOTORS (1629), NO.12 JAWAHAR STREET, R.V. PURAM, NAGERCOIL-629 001, PH :629001-9345322333.

NAMAKKAL

995.## ARUNA MOTORS (1461), MARUTI SERVICE CENTRE, OPP N.S.R. BUILDING, SALEM MAIN ROAD, NAMAKKAL-637 001, PH :637001-9842775761.

NEYVELI

996.## SRI MARUTHI MOTOR SERVICE (1458), 8-A DAILY BAZAR, BLOCK-19, NEYVELI-607 803, PH :607803-9443203191.

PALLADAM

997.## CHENDU MOTORS (4333), KALIVELAMPATTI PIRUVI, TRICHY ROAD, PALLADAM-641662, COIMBATORE DIST, PH :641662-9842225058.

PALLAVARAM

998.* VBK MOTORS (4463), OLD NO. 99, NEW NO. 91, G.S.T ROAD, ALVITONE ESTATE, (BEHIND LAKSHMI THEATRE), PALLAVARAM, CHENNAI-600043, PH :600043-9841425030.

PARAMAKUDI

999.## SIVA AUTOMOBILES (4542), NEAR SRIKUMARA SUBRAMANIYA SWAMY TEMPLE, OPP FIRE STATION, MADURAI RAMESWARAM ROAD, PARAMAKUDI-623707 RAMNAD DIST, PH :623707-9388405305.

PARAMATHIVELUR

1000.## RADHA CAR CARE (5828), NO 96/1,BYE PASS ROAD,VETTUKATTU PUDAR, PIRIVUR ROAD,PARAMATHIVELUR-638182, DISTRICT-NAMAKKAL, TAMILNADU, PH :638182-8608090140.

PERUNDURAI

1001.## PRIYAM AUTOMOBILES (3036), 139 KOVAI MAIN ROAD, PERUNDURAI-638 052, (TAMIL NADU), PH :638052-.

POLACHI

1002.* J D & COMPANY (6055), COIMBATORE ROAD, POLLACHI-642 002, , PH :642002-9443565785.

RAJAPALYAM

1003.## RAJA MOTORS (4128), 52/ A, SRI JANAKIRAM MILLS ROAD, SRIVILLIPUTTUR MAIN ROAD, RAJAPALAYAM, VIRUDHUNAGAR. 620117, PH :626117-7094597178.

RASIPURAM

1004.## ROYAL AUTO CARS (4052), 5/120 NH-7, SALEM MAIN ROAD, NEAR TSTC DEPOT, MUTHUKALIPATTI POST, RASIPURAM TALUK, NAMAKKAL DISTRICT-637408, PH :637401-9443203339.

RED HILLS

1005.## UNIQUE CAR CARE (5868), NO.54, FIRST STREET, MANIKANDAPURAM, MTH HIGH ROAD, THIRUMULLAIVOYAL, CHENNAI, TAMILNADU - 600062, PH :600062-.

SALEM

1006.## MEENATCHI AUTO (2940), 57 KALARAMPATTY MAIN ROAD, (NEAR DEVI THEATRE), SALEM-636 015, (T.N.), PH :636015-.

1007.** NATSUN MOTORS (6029), NO.220.BANGALORE BYE PASS ROAD (NH-7), KODALAMPATTY,SALEM-636010, DISTRICT-SALEM, TAMILNADU, PH :636005-9842704499.

SANKAGIRI

1008.## TECH ZONE AUTO SERVICE (2640), 10/78 BHAVANI MAIN ROAD, (NEAR ERODE PIRUVI), SANKAGIRI SALEM DISTT., PIN-637 303, PH :637303-.

SANKARANKOIL

1009.## RAJA MOTORS (4555), RALAPALAYAM ROAD, OPPOSITE TO LIC BUILDING, SANKARANKOIL-627756, PH :627756-9994409363.

TENKASI

1010.## CARE ZONE (3766), 5/165, MADURAI ROAD, KUTHUKKAL VALASAI, TENKASI, TAMILNADU - 627803, PH :627811-9842133134.

THANJAVUR

1011.## R K P MOTORS (5238), 121/7,THANJAVUR KUMBAKONAM, HIGHWAY PALLIAGRAHARAM, THANJAVUR, TAMILNADU, PH :613003-.

THENI

1012.## SATHURAGIRI MOTOR WORKS (1650), 3-1-31 TO 36, CUMBUM ROAD, THENI-625 531, (TAMIL NADU), PH :625531-9047033678.

TIRUCHENDUR

1013.* CLASSIC AUTOMOBILES (4355), 269/2, V.K.N NAGAR, PALAYAMKOTTAI ROAD, TIRUCHENDUR-628215, PH :628215-8807755140.

TIRUNELVELI

1014.## FRIENDS INDIA AUTO CLINIC (5030), NO.16 D.BYE PASS ROAD, VANNARAPETA, TIRUNELVELI 627003, TAMILNADU, PH :627003-9786606111.

TIRUPUR

1015.** LAKSHMI MOTORZ (2461), 4/146 PALLADAM ROAD, OPP. LAKSHMI KALYANA MANDAPAM, TIRUPUR-641 604, (T.N.), PH :641605-9842377959.

TRICHY

1016.* VYTHES MOBILE PARK (443), 8/6 TANJORE ROAD, THIRUCHIRAPPALLI-620 008, , PH :620008-6383353727.

UDAMALAPET

1017.* S.R.K. MOTORS (1456), C-109 GANDHI NAGAR, UDAMALAPET-642 154, COIMBATORE (DT.), (TAMIL NADU), PH :642126-9843011529.

VELLORE

1018.* MARUTI AUTO SERVICE (2844), 106 (OLD NO.: 78), KATPADI ROAD, GANDHI NAGAR, VELLORE-632 006 (T.N.), PH :632006-9843093422.

VILLUPURAM

1019.## RAGAVENDRA MOTORS (2361), 2/3 MADRAS TRUNK ROAD, VILLUPURAM-605 602, (TAMIL NADU), PH :605602-9244555860.

VRIDDHACHALAM

1020.# VISHWA MARUTI CARE CENTER (8934), NO412,PERIYAR NAGAR (NEAR FIRE SERVICE S, STATION)VRIDDHACHALAM - 606001 , DISTRICT - CUDDALORE , (TAMILNADU), PH :606001-9842246092.

TELANGANA

ADILABAD

1021.## MAHA LAXMI AUTOMOTIVES (2240), NH# 7 OPP. H.P. PETROL BUNK, TIRUPALLY, ADILABAD-504 001, (A.P.), PH :9000345313.

BHADRACHALAM

1022.## SRI VENKATARAMANA AUTO CARE (2831), MARUTI SERVICE STATION, OPP. COLLEGE GROUNDS, GOLLAGATTA ROAD, BHADRACHALAM-507 111 (A.P.), PH :507111-9290792269.

GAJWEL

1023.# VIJAY MOTORS (4864), HYDERAAD ROAD, STATE HIGH WAY FROM HYDERABAD, TO KARIMNAGAR, PREGHAPUR - GAJWL, TELANGANA, PH :502278-9849883665.

HYDERABAD

1024.## ARYAN MOTORS (3264), D.NO.17-1-382/K/5 & 6, CHAMPAPET SAIDABAD, SAGAR ROAD, HYDERABAD, PH :500059-9246155464.
1025.## COSMO AUTO CLINIC PVT. LTD. (1045), PLOT NO 1, RD NO 5., CHANDRAPURI COLONY , LB NAGAR, HYDERABAD - 500074, PH :500074-.

** A-Category Mass : Free & paid Service, Major repairs & Accidental repairs

C-Category Mass : Free & paid Service & Minor repairs

* B-Category Mass : Free & paid Service & Major repairs

D-Category Mass : Free Service & Minor repairs

Mass Network (AS ON 31.10.2023)

1026.##	PISTONS & SPANNERS (2766), 2-3-37 MAHARANA PRATAP FUNCTION HALL, AMBERPET, HYDERABAD-500 013, PH :-990649504.	1036.#	SRIRAM AUTHORISED SERVICE STATION (4627), HYDERABAD ROAD, OPP. SUB STATION, NALGONDA, TELANGANA, PH :508001-9848378133.	1045.##	JOY UDYOG (3977), KALINAGAR, BELONIA, SOUTH TRIPURA 799155, PH :799155-9446799415.	AURAIYA	1057.**	SINGH AUTOMOBILES (5248), KANPUR ROAD,AURAIYA , DISTRICT - AURAIYA , PIN - 206122, UTTAR PRADESH, PH :206122-9808403258.				
1027.##	SERWELL AUTOMOBILES (5234), PLOT NO 202.203.ADITYA NAGAR ,OPP. JNTU ,KUKA TPLALLY,HYDERABAD , TELANGANA, PH :500085-9490105147.	NIZAMABAD	1037.##	PRIYA SERVICING (1771), C/O TRIMULA CHITRA MANDIR, HOUSE NO.1-9-833, PHULANG ROAD, NIZAMABAD-503 003 (A.P.), PH :-9948034523.	DHARMANAGAR	1058.##	VINAYAK AUTOMOBILES (2842), OPP. NTPC COLONY IIND GATE, PHAPHUND ROAD, DIBIYAPUR, AURAIYA (U.P.), PH :-9412182060.					
JAGTIAL	1028.##	PARAMESHWARA MOTORS (3851), OPP P R OFFICE, DHAROOR CAMP, JAGTIAL 505327, DT. KARIMNAGAR (A.P.), PH :505455-9912664659.	RAMAGUNDAM	1038.##	ALI AUTOMOBILES (2849), NEAR TV RELAY STATION, NTPC JYOTHINAGAR, RAMAGUNDAM-505 215, DISTT. KARIMNAGAR (TELANGANA), PH :505208-9848219102.	BABUGARH	1059.*	GURUNANAK AUTOMOBILES (5977), NH- 9, VILL SIMROLI , BABUGARH CANTT. , DISTRICT- HAPUR, UTTAR PRADESH, PH :245102-.				
KARIMNAGAR	1029.##	MYTRI MOTORS (5152), 8-6 188.KOTHI RAMPUR, KARIMNAGAR, DISTRICT - KARIMNAGAR , TELANGANA, PH :505001-9441475357.	SECUNDERABAD	1039.##	ANNAPURNA MOTORS (2947), # 6-3-23/5 JAYANAGAR COLONY, NEAR MEKALMANDI, NEW BHOIGUDA, SECUNDERABAD-500 080, PH :-9849061136.	BAGHPAT	1060.#	KAUSHIK MOTORS (4473), PLOT NO 525, DELHI SAHARANPUR ROAD,PALI, BAGHPAT, UTTAR PRADESH 250609, PH :250609-9837800582.				
1030.**	PUSHPAK MOTORS (1032), KOTHI RAMPUR, HYDERABAD ROAD, KARIMNAGAR - 505 001 (A.P.), PH :505001-9849489431.	SIRSILLA	1040.#	SATHVIKA MOTORS (5649), KARIMNAGAR ROAD,OPP HP PETROL PUMP, SIRSILLA-505301, DISTRICT - KARIMNAGAR , TELANGANA, PH :505301-9490284726.	AGRA	UTTAR PRADESH	BALRAMPUR	1061.##	D M AUTOMOBILES (3933), NEAR S.P.AWAS, GONDA ROAD, BAHADURAPUR, DISTT: BALRAMPUR, UTTAR PRADESH - 271201, PH :271201-9415071840.			
KHAMMAM	1031.##	EXCEL AUTO CARE (1043), RAPARTHI NAGAR, BYPASS ROAD, KHAMMAM - 507001 , PH :507001-9848156363.	SURYAPET	1041.##	SAI GLOBAL AUTO SERVICES (4550), OPP. AYYAPPA SWAMY TEMPLE, BY PASS ROAD, NH-9, SURYAPET-508213, TELANGANA, PH :508213-9848076108.	1049.##	GAYATRI MOTORS (4730), 101-102,SHASHI NAGAR,CHANDRAKALA-, COMPLEX.SIKANDRA BODLA ROAD, AGRA - 282008, (UTTAR PRADESH), PH :282007-8077786331.	BANDA	1062.##	CHAUDHARY TRACTORS (2249), STATION ROAD, BANDA-210 001, (U.P.), PH :210001-9415143033.		
KODAD	1032.#	SAI KAKATIYA SERVICE STATION (4664), SURYAPETA ROAD, OPPOSITE LORRY ASSOCIATION BUILDING, KODAD-508206, DISTRICT-NALGONDA (TELANGANA), PH :508206-9848057813.	WANAPARTHY	1042.#	SMC MOTORS (5658), K.K.T. ROAD,BASAVANNA GADDA, WANAPARTHY, DISTRICT -MAHABUBNAGAR, TELANGANA, PH :509103-9440142927.	ALIGARH	1050.##	KAPIL AUTOMOBILES (1344), OLD KHURJA BUS STAND, G.T.ROAD, ALIGARH(U.P.), PH :202002-9837007636.	BARAUT	1063.##	HIGH TECH ENGINEERS (4821), 216/5 SAHARANPUR ROAD, BARAUT , PH :250611-7302352660.	
MAHABUB NAGAR	1033.##	SRI AYYAPPA MARUTI CLINIC (3941), OPP HOSPITAL, HYDERABAD ROAD, YEMUGONDA, MAHABUB NAGAR (TELANGANA), PH :509002-9440569259.	WARANGAL	1043.##	VAISHNAVI AUTOMOBILES (470), OPP. NEW SCIENCE DEGREE COLLEGE, HUNTER ROAD, HANAMKONDA, WARANGAL-506 001, PH :-9849002528.	1051.##	KAR SCAN CENTRE (449), RAMGHAT ROAD, KWARS, ALIGARH-202 002, PH :202002-8937000111.	1064.##	SIGNET AUTOMOBILES (4441), NEAR INDUSTRIAL POLICE CHOWKI, DELHI ROAD, BARAUT-250611, DISTT BAGHPAT (U.P.), PH :250611-8218779429.			
MANCHERIAL	1034.##	PARVATHI MOTORS (4129), 4-53 BPL ROAD, MANCHERIAL, DISTRICT ADILABAD, TELANGANA., PH :504208-9885554888.	TRIPURA	AMBASSA	1044.##	CHAKRABORTY MECHANICAL WORKSHOP (5351), NH-44, NEAR ZILLA PARISWAD OFFICE, AMBASSA, DISTRICT - DHALAI, TRIPURA, PH :799289-9436136054.	ALMORA	1055.##	AROMA AUTOMOBILES (3149), THE MALL, ALMORA, (UTTRAKHAND), PH :263601-9412093410.	BIJNOR	1067.##	SARDAR MOTORS (4671), DELHI HIGHWAY ROAD , 4TH KM MILE STONE , BIJNOR - 246701, UTTAR PRADESH, PH :246701-9837265076.
MIRYALGUDA	1035.##	GANESH MOTORS (4536), D.NO. 6-366, P.V. COMPLEX, NALGONDA ROAD, MIRYALGUDA, NALGONDA DISTT (TELANGANA), PH :508207-9393900666.	TRIPURA	BELONIA	1045.##	SUNNY MOTORS (2165), BIJNORE ROAD, J.P. NAGAR, AMROHA-244 221, (U.P.), PH :244221-9412248884.	AMROHA	1056.##	SUNNY MOTORS (2165), BIJNORE ROAD, J.P. NAGAR, AMROHA-244 221, (U.P.), PH :244221-9412248884.	BULANDSHAHR		
NALGONDA												

** A-Category Mass : Free & paid Service, Major repairs & Accidental repairs

C-Category Mass : Free & paid Service & Minor repairs

* B-Category Mass : Free & paid Service & Major repairs

D-Category Mass : Free Service & Minor repairs

1068.## DELHI AUTO ENGRS (1351), PLOT NO-106, NEAR TAFE TRACTOR AGENCY, NEAR CHANDPUR VILLAGE, DELHI ALIGARH BYPASS ROAD, BULANDSHAHR (UP) 203001., PH :203001-.

CHANDPUR

1069.## BHARTI AUTOMOBILES (1777), DHANORA ROAD, CHANDPUR, DISTT. BIJNOR, (U.P.), PH :246725-9837380551.

CHITRAKOOT

1070.* SHYAM MOTORS (4367), BUS STAND, KARWI, CHITRAKOOT-210205, PH :210205-9415143900.

DADRI

1071.## NATIONAL MOTOR AGENCY (5143), NOIDA ROAD , DADRI -203207, DISTRICT - GAUTAMBUDH NAGAR , UTTAR PRADESH, PH :203207-.

DANKAUR

1072.## MARUTI CARS CARE (5934), SIKANDRABAD ROAD, NEAR KISAN INTER COLLEGE, DANKAUR-203201, DISTRICT- GAUTAM BUDH NAGAR, UTTAR PRADESH, PH :203201-7599195174.

DEOBAND

1073.## PRACHI MOTORS (3361), ADJACENT TO CIVIL COURTS, G.T. ROAD, DEOBAND, DISTT. SAHARANPUR (U.P.), PH :247554-7017803402.

DEORIA

1074.** CLASSIC MOTORS (2971), D-13/14 INDUSTRIAL ESTATE, OPPOSITE RTO OFFICE, GORAKHPUR ROAD, DEORIA-274 001 (U.P.), PH :274001-9415313939.

DHAMPUR

1075.## AUTAR AUTOMOBILES (4846), NOORPUR ROAD, DHAMPUR-246761, DISTRICT-BIJNOR, UTTAR PRADESH, PH :246761-7017211986.

FAIZABAD

1076.* S K MOTORS (4672), CHANDPUR HARBANS ALLAHABAD ROAD, NH-96, FAIZABAD-224001, UTTAR PRADESH, PH :224001-9307088750.

FARUKHABAD

1077.## APOORVA MOTORS (4675), SATANPUR MANDI ROAD, FARRUKHABAD, DISTRICT FARRUKHABAD, UTTAR PRADESH, PH :209625-9044498958.

1078.## SANDEEP MOTORS (4161), THANDI SADAQ, OPP. JITENDRA GAS GODOWN, FARUKHABAD, UTTAR PRADESH, PH :209625-9838840322.

FATEHPUR SIKRI

1079.## LAXMI MOTORS (5943), FATEHPUR SIKRI ROAD, KHEDA KORAI , FATEHPUR SIKRI-283110, DISTRICT-AGRA, UTTAR PRADESH, PH :283110-9837749949.

FIROZABAD

1080.** AMAN MOTORS (4366), OPP CAR CARE (INDIA), BYE PASS ROAD, FIROZABAD, UTTAR PRADESH, PH :283203-9837500220.

1081.## GOVIND AUTOMOBILES (1739), NH-2, INFRONT OF SUB POWER STATION, MODHA, ASFABAD CHAURAHA, FIROZABAD, UTTAR PRADESH, 283203, PH :283203-9837169332.

GANGOH

1082.# SHRI KRISHNA MOTORS (5939), BYE PASS ROAD RAM GARH GANGOH-247341, DISTRICT-SAHARANPUR, UTTAR PRADESH, PH :247341-9997102785.

GHAZIABAD

1083.* CHAWLA AUTOMOBILES (2643), 67 AMBEDKAR ROAD, OPP. NEHRU YUVA KENDRA, GHAZIABAD, PH :201001-9811720929.

1084.* D.N. AUTOLAND (272), E-4 MEERUT ROAD, INDUSTRIAL AREA, (NEAR OLD MEERUT CHUNGI), GHAZIABAD., PH :201003-.

1085.** KRISHNA AUTOMOBILES (5356), 101.LAL KUAN ,SHIV MANDIR , BULANDSHAHR ROAD , DISTRICT - GHAZIABAD, UTTAR PRADESH, PH :201009-.

1086.## S P MOTORS (4973), HAPUR BYPASS ROAD, MEHRAULI, GHAZIABAD, PH :201001-.

1087.* SHIVA MOTORS (3343), 17TH KM STONE, 118-119 SHIVPURI, SECTOR-9 VIJAY NAGAR BYEPASS NH-24, GHAZIABAD-201 009 (U.P.), PH :201009-.

GONDA

1088.** AMAN MOTORS (3858), PORTER GANJ, LUCKNOW ROAD, GONDA, UTTAR PRADESH, PH :271001-9415120101.

1089.* PANKAJ AUTOMOBILES (1370), C/O NEW DELHI MOTOR WORKS, BARAICH ROAD, GONDA, PH :271801-9415664930.

GREATER NOIDA

1090.## JAISWAL MOTORS (5078), PLOT NO. 31, SECTOR MUP-II.GREATER NOIDA , DISTRICT - GAUTAM BUDH NAGAR, UTTARPRADESH, PH :201308-.

1091.## KUMAR MOTORS (8926), M-8, SITE-5, UPSIDC, KASNA INDUSTRIAL AREA, GREATER NOIDA, DISTRICT-GOUTAM BUDH NAGAR, UTTAR PRADESH, PH :201312-.

HAPUR

1092.* SRASTHI MOTORS (3076), NEAR HDFC BANK, DELHI ROAD, HAPUR, (U.P.) -245 101, PH :245101-.

HARDOI

1093.## M. MOTORS & SERVICE CENTRE (3371), CHAND BEHTA, LUCKNOW ROAD, HARDOI-241 001, (U.P.), PH :241001-9415175610.

1094.** TAYAL AUTOMOTIVES (4265), SOHRA KOTHI, BAWAN CHUNGI, HARDOI-241001, PH :241001-9415149951.

HATHRAS

1095.## RADHEY RADHEY AUTOMOBILES (4344), NEAR BUS STAND, AGRA ROAD, HATHRAS-204101, PH :204101-9897069159.

JAGDISHPUR

1096.## SUPER AUTOMOBILES (3564), JAFARGANJ P.O., INDUSTRIAL AREA, JAGDISHPUR, DISTT. SULTANPUR-227 817 (U.P.), PH :227817-9415177882.

JAUNPUR

1097.## SADGURU MOTORS (5071), FAIZBAGH (NEAR TOM OFFICE), UMARPUR,JAUNPUR, JAUNPUR-222142, UTTAR PRADESH, PH :222142-8318984440.

JHANSI

1098.* A.B. MOTORS (8938), 4 KHATTERYANA, JHANSI., PH :284001-9415059820.

1099.## JALIM PAINTER (5661), 1051.NEAR ADINATH HOTEL,STATION ROAD, JHANSI - 284001, DISTRICT - JHANSI, UTTAR PRADESH, PH :284001-9415113566.

KANNAJU

1100.## SARALA AUTO CARE (5854), G.T. ROAD,KANNAJU, DISTRICT-KANNAJU, UTTAR PRADESH, PH :209725-9918692324.

KANPUR

1101.* AJAY SALES (3134), 117/N/81 KAKADEVO, KANPUR, , PH :208025-9919828000.

1102.** AUTO GARAGE (4266), P-22-A, PRATAP GANJ, FACTORY AREA, OPP GANDA NALA, KANPUR-208012, PH :208012-9415128189.

1103.** CHANDRA MOTORS (4458), 621/3 W-2 JUHI, BEHIND SACHAN GUEST HOUSE, KANPUR, PH :208027-9839928280.

1104.** EXCELLENT MOTORS (2968), 123/793 FAZALGANJ, KANPUR-208 012 , PH :208012-9336119874.

1105.## KANPUR AUTO CENTRE (2823), 14/142, CHUNNIGANJ, KANPUR, PH :208001-9415045438.

1106.** SUIJPA MOTORS (4337), 127/465, U-BLOCK, NIRALA NAGAR, KANPUR, PH :208014-9415050146.

KHALILABAD

1107.## RATAN MOTORS (5645), RAILWAY STATION ROAD - KHALILABAD, DISTRICT- SANT KABIR NAGAR, PIN-272175, UTTAR PRADESH, PH :272175-9621294899.

KHATAULI

1108.## EAGLE MOTORS (5142), OPPOSITE EW ROADWAYS , G.T. ROAD, NH -58.KHATAULI, DISTRICT - MUZAFFARNAGAR, UTTAR PRADESH, PH :251201-9997039786.

KHEKRA

1109.** KAILASAH MOTORS (5767), OPP TEHSIL DELHI BAGHPAT ROAD, KHEKRA-201101, DISTRICT-BAGHPAT, UTTAR PRADESH, PH :250101-9760027001.

KOSIKALAN

1110.** ADITYA MOTORS (1940), IOC PUMP, NATIONAL HIGHWAY, KOSIKALAN, (U.P.), PH :281403-9837050778.

LAKHIMPUR KHERI

1111.** AJMANI TRACTORS (4143), NIGHASAN ROAD, LAKHIMPUR KHERI, UTTAR PRADESH, PH :262701-9918802167.

LALITPUR

** A-Category Mass : Free & paid Service, Major repairs & Accidental repairs

C-Category Mass : Free & paid Service & Minor repairs

* B-Category Mass : Free & paid Service & Major repairs

D-Category Mass : Free Service & Minor repairs

Mass Network (AS ON 31.10.2023)

1112.### VARDHMAN MOTORS (1073), SAGAR ROAD, LALITPUR-284 403, (U.P.), PH :284403-9453909196.

LAMBHUA BAZAR

1113.### VIKRAM MOTORS (3729), LAMBHUA BAZAR, SULTANPUR (DIST.), UTTAR PRADESH-222 302, PH :222302-9450215996.

LONI

1114.### SAMBHAV AUTOMOBILES (5168), 31.RURAL INDUSTRIAL ESTATE , ARYA NAGAR INDUSTRIAL AREA, MAIN DELHI SHAHRANPUR HIGHWAY, UTTAR PRADESH, PH :201102-.

LUCKNOW

1115.** B.K. MOTORS (2537), KALYANPUR, RING ROAD, OPP. CARRIER CONVENT BOARD, LUCKNOW-226 015, PH :226015-9335908130.

1116.### BALAJI MOTORS (1336), 1 NEWAL KISHORE ROAD, LUCKNOW-228 001.(U.P.), PH :228001-9336253838.

1117.### GALAXY MOTORS (5274), KASHANA SITAPUR ROAD,NEAR SHIA, P G COLLGEG - LUCKNOW, DISTRICT - LUCKNOW, UTTAR PRADESH, PH :226021-9305567878.

1118.** GUD'S CAR CARE (2538), MAIN ROAD, NISHATGANJ, LUCKNOW-226 006, PH :226006-9415024495.

1119.** KALYAN MOTORS (1161), GOVT. POLYTECHNIC CROSSING, FAIZABAD ROAD, GOMTI NAGAR, LUCKNOW, PH :226010-9936942527.

1120.** KAPOOR MOTORS (1751), PLOT NO.380, NEAR GUNGA BAHARA SCHOOL, TILAK NAGAR , UTTAR PRADESH, PH :206122-9795457050.

1121.** KAPOOR MOTORS (5044), 555/GA/50,BARA BIRWA, KANPUR ROAD-, ALAMBAGH LUCKNOW., DISTRICT - LUCKNOW, (UTTAR PRADESH), PH :226005-9795457050.

1122.* KRISHNA MOTORS (5026), BALAGANJ HARDOI ROAD, CHOWK LUCKNOW, DISTRICT LUCKNOW, UTTAR PRADESH, PH :226020-9839177777.

1123.** MVV MOTORS (5531), A1/14,VIJAY KHAND,GOMTI NAGAR, LUCKNOW-226010, DISTRICT - LUCKNOW, UTTAR PRADESH, PH :226010-9792877779.

1124.** RELIANCE MOTORS CARE (1236), 7-B/1 PRIME PALACE, FAIZABAD ROAD, INDIRA NAGAR, LUCKNOW-226 016, PH :226016-9918100051.

1125.* S.K. MOTORS (2449), 8/881 VIKAS NAGAR, PICNIC SPOT ROAD, KHURAM NAGAR, LUCKNOW-226 013, PH :226013-9415005564.

1126.* THE GARAGE (5479), BEHIND NEW HANUMAN MANDIR,MADIR PARK , MAHANAGAR - LUCKNOW , DISTRICT - LUCKNOW, UTTAR PRADESH, PH :226006-9236711634.

1127.* V.S. MOTORS (4745), RAMADHIN SINGH INTER COLLEGE CAMPUS, BABU GANJ, LUCKNOW-226007, UTTAR PRADESH, PH :226007-9984749000.

MAHOBA

1128.### ROYAL SERVICE STATION (2238), HAMIRPUR CHUNGHI, KANPUR ROAD, MAHOBA, (U.P.), PH :210427-9450269053.

MAINPURI

1129.# JATIN MOTORS (5540), GANESH MILL COLONY,RADHA RAMAN ROAD, MAINPURI-205001 ,DISTRICT-MAINPURI, UTTAR PRADESH, PH :205001-8193825000.

MARIAHU

1130.### BABU MOTORS (5740), MACHALISHAHAR ROAD,NEAR POST OFFICE, MARIAHU-222161, DISTRICT - JAUNPUR, UTTAR PRADESH, PH :222161-9919263663.

MATHURA

1131.### GIRIRAJ CAR CARE (5624), BIMAL ENGG COMPLEX, BAD, MATHURA-281 006, PH :281006-9837071321.

1132.** NAND SERVICE STATION (3578), GOPAL PURA VILLAGE, REFINDERY TOWNSHIP, NH-2, MATHURA, PH :281001-9997982828.

1133.### SHREE GOPAL AUTOMOBILES (5664), DELHI BYE PASS ROAD,NEAR GOKUL RESTAURANT, MATHURA - 281001, DISTRICT - MATHURA, UTTAR PRADESH, PH :281001-9412726760.

1134.* SIYA RAM MOTORS (1666), JAYSINGHPURA, NEAR BIRLA MANDIR, MATHURA-281 003, (U.P.), PH :281003-9897053962.

MEERUT

1135.** EXPERT CAR SCANNER (1174), 83 HILL STREET (KATH-KA-PUL), BEHIND ABU LANE, MEERUT CANTT., (U.P.), PH :250001-9412201195.

1136.### KRISHNA AUTOMOBILES (5573), PLOT NO D-10,SHRADHA PURI, KANKARKHERA - MEERUT, DISTRICT - MEERUT, UTTAR PRADESH, PH :250001-9927241738.

1137.### SARAN AUTOMOBILES LTD. (1078), DELHI ROAD, RITHANI, MEERUT, PH :250001-93594506555.

MIRZAPUR

1138.### PRABHAT MOTORS (4131), NH-7 REWA ROAD, CHANDAIPUR LAKHAMPUR, MIRZAPUR, U P, PH :231309-9838940382.

MOHANLAL GANJ

1139.** GURU TEG BAHADUR AUTO ENTERPRISES (4072), 4 SENANI VIHAR, RAI BAREILLY ROAD, MOHANLAL GANJ, LUCKNOW U P, PH :226027-9415229172.

MORADABAD

1140.### ASHISH AUTOMOBILES (1477), KANTH ROAD, MORADABAD-244 001 , PH :244001-9837055258.

NAJIBABAD

1141.### SETHI MOTORS (4557), C/O SETHI BOARD INDUSTRIES LIMITED, OPP. HINDUSTAN COCO-COLA BOTTLING PLANT, NAGINA ROAD, NAJIBABAD-246763, DISTT. BIJNOR (UTTAR PRADESH), PH :246732-9837590800.

NOIDA

1142.### AUTOPOINT (2263), G-6,SECTOR 11,NOIDA, PH :201301-9870555981.

1143.** RAHUL MOTORS (4862), A-59 SECTOR-80, PHASE-II, NOIDA-201303, UTTAR PRADESH, PH :201305-.

1144.** RAJESH & ANIL MOTOR CO (5330), B-110, SECTOR 2, NOIDA, DISTRICT - GAUTAM BUDDH NAGAR , UTTAR PRADESH, PH :201301-.

1145.* SKUNIVERSE AUTOMOBILE PRIVATE LIMITED (8922), C-2 SECTOR 63, NOIDA - 201301, PH :201301-.

OBRA

1147.### APPRECIATE SERVICES (4678), BILLI RAILWAY STATION ROAD, OBRA, SONEBHADRA, UTTAR PRADESH - 231219, PH :231219-8765833557.

PILIBHIT

1148.* UNIVERSAL MARUTI SERVICE STATION (4365), BYE PASS ROAD, PILIBHIT, UTTAR PRADESH, PH :243006-9412313499.

PILKHUWA

1149.* SHREE BANKEY BIHARI MOTORS (6025), NH-24,DELHI-GARH ROAD,PILKHUWA-245307, DISTRICT-GHAZIABAD, UTTAR PRADESH, PH :245304-9045548101.

PRATAPGARH (U.P)

1150.** SHREE MOTORS (4146), 10, CHIBILA RANJEETPUR, PRAYAGRAJ AYODHYA HIGHWAY, NH-330, PRATAPGARH, UTTAR PRADESH, PIN-230001, PH :230001-9415229257.

RAI-BARELI

1151.** STANDARD GARAGE (4429), MANIKA CAENEA ROAD, NEAR INSPECTION HOUSE, RAE BAREILLY, PH :229206-9415190703.

RAMPUR

1152.### FIZZA MOTORS (2241), NEAR AMBEDKAR PARK, CIVIL LINES, RAMPUR (U.P.), PIN-244 901, PH :244901-9897879711.

RATH

1153.### MARUTI POINT (4228), ROOP NAGAR, BUDHOLIYANA, NEAR BUS STAND, ORAI ROAD, RATH, DIST. HAMIRPUR (U.P), PH :210431-9415331735.

RENUKUT

1154.### AMBIKA MOTORS (1050), PATEL NAGAR, MURDHAWA, RENUKUT-231 217, SONBHADRA (U.P.), PH :231217-9415251724.

RIHAND NAGAR

1155.### OUDH MOTORS (4421), RIHAND NAGAR, SONEBHADRA, U.P. PH :231207-9415230855.

ROBERTSGANJ

1156.* KAMAKHYA AUTOMOBILES (4163), PIPRI ROAD, ROBERTSGANJ, SONEBHADRA (U.P), PH :231206-9918301052.

SADABAD

1157.### ASHU SERVICE CENTRE (5849), AGRA BYE PASS ROAD, SADAABAD-281306, DISTRICT-HATHRAS, UTTAR PRADESH, PH :281306-9058832658.

SAHARANPUR

** A-Category Mass : Free & paid Service, Major repairs & Accidental repairs

C-Category Mass : Free & paid Service & Minor repairs

* B-Category Mass : Free & paid Service & Major repairs

D-Category Mass : Free Service & Minor repairs

1158.## GANESH CAR SERVICES (1871), OPP. REMOUNT DEPOT GATE, DEHRADUN ROAD, SAHARANPUR-247 001, PH :247001-9358306804.

SAHIBABAD

1159.## HINDON MOTORS (3576), S-69, SITE 2, INDUSTRIAL AREA, MOHAN NAGAR, NEAR HINDON AIRFORCE ROUND ABOUT, SAHIBABAD, UTTAR PRADESH, PH :201007.

1160.** MOTOR MAGIC AUTO ZONE (4462), 4/29-A SITE-IV, INDUSTRIAL AREA, SAHIBABAD, DISTT. GHAZIABAD, PH :201005.

1161.** PANDIT AUTOMOBILES (4647), 3/11, SITE-IV, INDUSTRIAL AREA, SAHIBABAD, OPP. KAUSHAMBI, GHAZIABAD (UTTAR PRADESH, PH :201010).

1162.## POOJA MOTORS (3582), TEELA MORE, SHAHBAJIPUR, LONI, DISTT. GHAZIABAD (U.P.), PH :201102.

1163.** SANSAR MOTORS PVT. LTD. (2061), 11/27 SECTOR-3, RAJINDER NAGAR, SAHIBABAD, DISTT. GHAZIABAD, PH :201005-9811004475.

SANDILA

1164.## SUBHAM SERVICE CENTRE (4042), NEAR NEHA KOTHI ROAD, SANDILA, HARDOI, PH :241204-9506181818.

SHAHJAHANPUR

1165.## SUPER AUTO (3135), OLD DIST. HOSPITAL ROAD, SHAHJAHANPUR (U.P.), PIN-242 001, PH :242001-9415035644.

SHAMLI

1166.## ROYAL MOTORS (5277), PANIPAT KARANA ROAD, SHAMLI, SHAMLI-247776, UTTAR PRADESH, PH :247776-9927272766.

SHIKOHABAD

1167.## KUMAR MOTORS (5575), SUBHASH TIRAHAA ,AGRA GATE - SIKOHABAD, DISTRICT - FEROZABAD, UTTAR PRADESH, PH :283203-9411937033.

SIDDHARTH NAGAR

1168.## MARUTI CARE CENTRE (2736), OPP. SIDDHARTH SCHOOL, AZAD NAGAR, SIDDHARTH NAGAR-272 207, (U.P.), PH :272207-9935642651.

SIKANDRABAD

1169.## NALIN AUTO (8921), G.T. ROAD, SIKANDRABAD, DISTT. BULANDSHAHAR, (U.P.), PH :203205-.

SIRSAGANJ

1170.## SATGURU MOTORS (3739), BYE PASS KAURARA ROAD, SIRSAGANJ DISTT. FIROZABAD, ETAWAH-AGRA ROAD, SIRSAGANJ (U.P.), PH :281431-9412316660.

SONEBHADRA

1171.## OUDH SERVICE STATION (8956), SHAKTI NAGAR, SONEBHADRA-231 222, , PH :231222-7408434860.

SULTANPUR

1172.## HINDUSTAN AUTO GARAGE (1360), BARHAIYA BEER RD., (ADJ.BUS STAND), SULTANPUR-228 001 (U.P.), PH :228001-9984154002.

VARANASI

1173.** MISHRA ENGINEERS (4957), S-4/68, NAI BASTI, PAHARIA, VARANASI-221002, UTTAR PRADESH, PH :221002-9415301483.

UTTARAKHAND

BAZPUR

1174.## TARAI AUTOMOBILE ENGG WORKS (4459), GURUTEG BAHADUR ROAD, U.S. NAGAR, BAZPUR-262401, UTTARAKHAND, PH :263401-9837506765.

BHAGESWAR

1175.## SHREE ISHT DEV AUTOMOBILES (4570), GARUR ROAD, MOTA SIMAL, DIST. BAGESHWAR, UTTARAKHAND, PH :262642-9997895347.

DEHRADUN

1176.## ASHIRWAD MOTORS (5144), CANAL ROAD, NEAR BALLUPUR CHOWK, DEHRADUN-248001, UTTARAKHAND, PH :248001-9219594748.

1177.## HANS LAKHERA MOTORS (5032), JOGI WALA RING ROAD, NATHAPUR APPARTMNT., NAR NEHRU GRAM POST OFFC, MASSOORI BYEPASS, DEHRADUN, PH :248001-9897456677.

1178.## KRIPALAIASHWARI MOTORS (8947), HARIDWAR ROAD, NEAR LIC BUILDING, DEHRADUN-248001, UTTARAKHAND, PH :248001-9412963384.

HALDWANI

1179.## EXCEL MOTORS & ENGG. WORKS (3827), RAMPUR ROAD, NEAR STM FOREST HOSPITAL, HALDWANI, NAINITAL, PH :263139-9837191688.

1180.* HARYAL SERVICE CENTRE (5340), BAREILY ROAD GUAJALI - TALLI, HALDWANI, DISTRICT - NAINITAL, UTTARAKHAND, PH :263139-9997200227.

HARIDWAR

1181.## PREET MOTORS (5561), SHRI NATH NAGAR, RAILWAY ROAD, JAWALPUR - HARDWAR, DISTRICT - HARDWAR, UTTARAKHAND, PH :249408-9012010497.

KANKHAL

1182.## HIGHWAY MOTORS (4261), NEAR SINGH DWAR CHOWK, ROORKEE-HARDWAR BY PASS ROAD, POST OFFICE, GURUKUL KANGRI, KANKHAL, DISTT HARDWAR, PH :249408-9412072889.

KASHIPUR

1183.## OM MOTORS (4329), OPPOSITE SWAGAT MANDAP, BAZPUR ROAD, KASHIPUR DIST., U.S. NAGAR (UTTARAKHAND), PH :244713-9927500007.

1184.## KRISHNA AUTOMOBILES (4824), MORADABAD ROAD, KASHIPUR, , PH :244713-9870998368.

KICHHA

1185.## SHRI SHYAMJI AUTO SERVICE CENTER (5648), BAREILY ROAD, KICHHA, PIN-263148, DISTRICT-UDHAM SINGH NAGAR, UTTARAKHAND, PH :263148-9837033377.

KOTDWAR

1186.## BHATTI MOTORS (1775), NAJIBABAD ROAD, KOTDWARA, (GARHWAL), UTTARAKHAND, PH :246149-9917005404.

LAKSAR

1187.# SHIV AUTOMOBILES (5560), 110/1/3 BALAWALI ROAD - LAKSAR, DISTRICT - HARIDWAR, PIN - 247663, UTTARAKHAND, PH :247663-9690111444.

LOHRIASAL MALLA

1188.## ANJINI SERVICE CENTRE (5552), NEAR BLOCK OFFICE, KALADHUNGI ROAD, LOHRIASAL MALLA, CITY - HALDWANI, UTTARAKHAND - 263139., PH :263139-9837098699.

NEW TEHRI

1189.## BHAGWATI SERVICE CENTRE (4472), SECTOR-8E/537, NEAR STADIUM, BARURI, NEW TEHRI, GARWAL (UTTARAKHAND), PH :249001-7895219517.

PAURI

1190.## KRISHNA MOTORS (5957), SHRINAGAR ROAD, NEAR KARGIL SHAHEED PETROL, PUMP, PAURI-246001, DISTRICT-PAURI GARHWAL, UTTARAKHAND, PH :246001-9719723484.

PITHORAGARH

1191.## CAR CARE CENTER (4371), CANTT ROAD, PITHORAGARH, UTTARAKHAND, PH :262501-9756284676.

1192.## MAA MAHAKALI MOTORS (4142), DHARCHULA ROAD, RAI BRIDGE, PITHORAGARH, UTTARAKHAND, PH :262501-.

RANKHET

1193.## LATIF MOTOR WORKS (3269), SADAR BAZAR, GANNDHI CHOWK, RANKHET, (UTTARAKHAND), PH :263645-9761250801.

RISHIKESH

1194.## GARHWAL GASOLINE STATION (3639), , H.P. PETROL PUMP, LAXMAN JHULA ROAD, RISHIKESH-249 201, PH :249137-9837377767.

1195.* RAKESH AUTOMOBILE ENGINEERS (1464), OPP. BHARAT MANDIR INTER COLLEGE, HARDWAR ROAD, RISHIKESH-249 201, PH :249137-9412051655.

ROORKEE

1196.## DUM DUM ENGG. WORKS (1343), GROUND FLOOR, A TO Z TOWER, NEAR SOLANI BRIDGE, HARIDWAR ROAD, ROORKEE, PH :247664-8449155002.

1197.## ROORKEE AUTO SCANNERS (2675), 786 WEST AMBER TALAB, RAM NAGAR CHOWK, ROORKEE-247 667, PH :247664-9837032367.

RUDRAPRAYAG

1198.# RAJESHWARI AUTOMOBILES (5669), BADRINATH ROAD, GHOLTHR, RUDRAPRAYAG, DISTRICT - RUDRAPRAYAG, UTTARAKHAND, PH :246171-9997217788.

RUDRAPUR

1199.** BALAJI SERVICE CENTRE (1335), HALDWANI ROAD, RUDRAPUR(NAINITAL), (UTTARAKHAND), PH :263153-9897057385.

** A-Category Mass : Free & paid Service, Major repairs & Accidental repairs
C-Category Mass : Free & paid Service & Minor repairs

* B-Category Mass : Free & paid Service & Major repairs
D-Category Mass : Free Service & Minor repairs

Mass Network (AS ON 31.10.2023)

1200.** CORUS MOTORS (5059), D1 D2.20/1.NAINITAL ROAD, DISTRICT - U.S. NAGAR, UTTARAKHAND, PH :263153-9927500007.

SIMLI

1201.## PINDER AUTOMOBILES (5527), PLOT # C6-C9, INDUSTRIAL AREA, NEAR KARNAPRAYAG - SIMLI, UTTARAKHAND, PH :246449-9627687196.

SITARGANJ

1202.## SHRI RAM MOTORS (5833), AGARWAL BHAWAN,BYE PASS ROAD, SITARGANJ-242605, DISTRICT-UDHAM SINGH NAGAR, UTTARAKHAND, PH :262405-8859485786.

VIKASNAGAR

1203.* SHREE RAM AUTOMOBILES (5066), NEAR TEHSIL, CHAKROTA ROAD, VIKAS NAGAR-DEHRADUN, UTTARAKHAND, PH :248198-9897731200.

1204.## SOUMYA MOTORS (4272), CHAKRATA ROAD, BEHIND STATE BANK OF INDIA, VIKASNAGAR, DISTT. DEHRADUN (U.A), PH :248198-9412382990.

UTTRAKHAND

RAMNAGAR

1205.## MAHI AUTOMOBILES (5532), SHANKARPUR RAMNAGAR, DISTRICT - NAINITAL, UTTARAKHAND, PH :244715-9837920845.

WEST BENGAL

ALIPURDUAR

1206.## PRADDYOUT AUTOMOBILE WORK (653), PUJAN BAZAR, P.O.ALIPURDUAR, JALPAIGURI, WEST BENGAL, PH :736121-9832487473.

ARAMBAGH

1207.## MARUTI ZONE (3748), VILLAGE GARBARI, PO DIHIBAIRA, P.S. ARAMBAGH, DISTRICT HOOGHLY, WEST BENGAL, PH :712413-9434345047.

ASANSOL

1208.## AGARWALLA AUTO SERVICE (3122), 181 BURNPUR ROAD, P.O. BURNPUR, DT. BURDWAN-713 325, (WEST BENGAL), PH :713325-9832179346.

1209.** WEST END MOTORS (1665), KALYANPUR SATELITE TOWNSHIP PROJECT, KANYAPUR LINK ROAD, PALASHDIAH MORE, PO-KANYAPUR, PIN-713341, ASANSOL, WESTBENGAL, PH :713341-8798107541.

BAHRAMPUR

1210.* MARUTI CARE (3674), NH-34 UTTARPARA MORE, P.O. RADHARGHAT, BERHAMPORE, MURSHIDABAD -742 187 (WEST BENGAL), PH :742187-9434394040.

1211.## NARAYAN BUS SERVICE (656), 17 RABINDRA THAKUR ROAD, P.O.BAHARAMPUR (WEST BENGAL), . PH :742101-9732628065.

BALURGHAT

1212.## GHOSH AUTOMOBILES (2644), NARAYANPUR, BALURGHAT, DAKSHIN DINAJPUR-733 101, PH :733101-9434963493.

BANDEL

1213.## CAR HOSPITAL (3675), 2 NO. NETAJI PARK, G.T. ROAD, (OPP. MILITARY COLONY), BANDEL (WEST BENGAL), PH :712102-9038021085.

BARRACKPORE

1214.## SAMANTA AUTOMOBILES PVT LTD (268), CHIRIMORE, BARRACKPORE-743 101, NORTH -24 PARGANAS, WEST BENGAL, PH :743101-9831054432.

BIRPARA

1215.## PARTAP ENGINEERING WORKS (8942), VILLAGE DEMDIMA, PO-BIRPARA, DISTRICT ALIPURDUAR, WEST BENGAL, PIN -735204, PH :735204-9832429319.

BOLPUR

1216.## BASUNDHARA AUTOMOBILES (4241), GOAL PARA, BOLPUR SURI ROAD, BOLPUR, PH :731235-9832132851.

CHINSURAH

1217.## UNIVERSAL AUTO REMEDY (648), C/O MR.BN CHATTERJEE, BHAGABOTI DANGA KHADINA MORE, PO CHINSURAH, HOOGHLY-712102, PH :712102-9830056592.

COOCH BEHAR

1218.## PROVA AUTOMOBILES (8936), NH-17 (FORMERLY NH-31), CHAKCHAKA CHECK POST, P.O. -NILKUTHI BABURHAT, DIST. - COOCH BEHAR, PIN-736156, WEST BENGAL, PH :736101-9434174309.

DINHATA

1219.## DINHATA AUTOMOBILES (5739), NEAR J K DHABA, NEAR CHECK POST, DINHATA COOCH BEHAR MAIN ROAD, PO: PUTIMARI, DINHATA, WEST BENGAL-736135, PH :736135-9434256518.

DURGAPUR

1220.## THE QUICKEST (2879), BANS KOPA, (NEAR PARADISE INN), G.T. ROAD, DURGAPUR-713 212, PH :713212-9832165126.

FARAKKA

1221.** SPEED WHEEL SERVICE CENTRE (1056), TTS HCC COLONY, FARAKKA, P.O NABARUN, DISTT. MURSHIDABAD (W.B.), PH :742236-9434101917.

HALDIA

1222.** S.D. REPAIRING CENTRE (2168), I.O.C. GATE NO.1, P.O. HALDIA OIL REFINERY, HALDIA-721 606, DISTT. MIDNAPORE (W.B.), PH :721606-9434021405.

HOWRAH

1223.## GREWAL AUTO SERVICE (1570), 97/1 FORESHORE ROAD, SHIBPUR, HOWRAH-711 102, PH :711102-9831017806.

1224.## WHEEL WORKS (5063), GIP COLONY.JAGACHA, KONA EXPRESS WAY.HOWRAH, DISTRICT - HOWRAH, WEST BENGAL, PH :700006-9903441038.

JAIGAON

1225.** SHAKTI TRADING CO. (770), M.G. ROAD, JAIGAON-736 182, . PH :736182-7768089990.

JALPAIGURI

1226.## AUTOSTEL (646), SAKOAJHORA, P.O. GAIRKATA-735 212, DIST.JALPAIGURI, (W.B.), PH :735212-9934118668.

1227.** S.S. AUTOMOBILES (3664), ASSAM MORE, JALPAIGURI, WEST BENGAL-735 101, PH :735101-9434340252.

KALYANI

1228.## GOPAL AUTO SERVICE CENTRE (3373), B.K EXPRESSWAY, BUDHHA PARK, KALYANI-741 235, NADIA (WEST BENGAL), PH :741235-9831319161.

1229.## KRISHNA ENGINEERING WORKS (5270), PLOT NO.199.KANTABELE.O.N.G.C ROAD, KALYANI EXPRESS ROAD,PO.GHORAGACHHA, PS - KALYANI, WEST BENGAL, PH :741245-7439007218.

KOLKATA

1230.** ADAMS MOTOR WORKS (465), 61 A SHAKESPEARE SARANI, CALCUTTA-700 017, . PH :700017-9830703287.

1231.## AUTO SCAN (2272), 100/1, B.T.ROAD, BARANAGAR, DISTRICT - NORTH 24 PARGANAS, WEST BENGAL - 700090, PH :700090-9231622309.

1232.** AUTOKRAFT (620), F 1/G-3, RIC IND.ESTATE UPEN BANERJEE ROAD, PARNASREE, CALCUTTA - 700060 (W.B), PH :700060-9830053331.

1233.* BHAVANIPUR AUTO CENTRE (628), 49 S.P.MUKHERJEE ROAD, CALCUTTA - 700 026 (W.B), . PH :700026-9831783130.

1234.## CAMAC (621), 2/E CAMAC STREET, CALCUTTA-700016(W.B), . PH :700016-9831493716.

1235.## CLASSIC ENGINEERING WORKS (3171), C/O CLASSIC ENGINEERING WORKS, 620 D H ROAD BEHALA INDUSTRIAL ESTATE, PLOT NO.G-1, KOLKATA-700 034, PH :700034-9903390559.

1236.* DELUXE SERVICE STATION (672), P-256 257 CIT ROAD, CALCUTTA-700 010, . PH :700010-9836490083.

1237.** DIAL AUTOMOBILES PVT.LTD. (643), 162 A PARY MOHAN RAY ROAD, CALCUTTA-700027(W.B), . PH :700027-9830552191.

1238.## FORTUNE AUTO CARE (3167), 16 G/6 KHANPUR ROAD, KOLKATA-700 047, (W.B.), PH :700047-9831754527.

1239.## INTERNATIONAL AUTO WORKS (2648), 48-C SOUTH TANGRA ROAD, KOLKATA-700 046, . PH :700046-9163703015.

1240.* MARUTI LINK (1633), CK-12 SECTOR 2, SALT LAKE, CALCUTTA-700 091, PH :700091-9831180421.

1241.** MOTORKRAFT (635), P-149 REMOUNT ROAD, CALCUTTA-700 027.(W.B), . PH :700027-.

1242.** NORTH POINT MOTORS PVT. LTD. (344), DUTTO BAGAN - 3D/1 BUS TERMINUS, 64/2B BELGACHIA ROAD, CALCUTTA-700 037, PH :700037-9830220069.

1243.* PRINCE MOTOR WORKSHOP (2845), TM - 2/8 TEGHARIA, P.O. HATIARA, CALCUTTA-700 059, PH :700059-9875625959.

1244.** R.S. SERVICE CENTRE (1948), 1/2 MAHENDRE ROY LANE, CALCUTTA-700 046, PH :700046-9831170273.

** A-Category Mass : Free & paid Service, Major repairs & Accidental repairs

C-Category Mass : Free & paid Service & Minor repairs

* B-Category Mass : Free & paid Service & Major repairs

D-Category Mass : Free Service & Minor repairs

1245.* RAJ AUTO SERVICE (5338), 35.CANAL EAST ROAD, KOLKATA , PIN - 700011, WEST BENGAL,
PH :700011-9831103901.

1246.## ROYAL CALCUTTA AUTOMOBILES (4651), 68 BROAD STREET, KOLKATA-700019, .
PH :700019-877762005.

1247.## RUSSA ROAD SERVICE STATION (622), 30 SP MUKERJEE RROAD, CALCUTTA - 700025 (W.B), .
PH :700025-9748757842.

1248.## SONA AUTO UDYOG (3144), 1404 PURBACHAL MAIN ROAD, OPP. KALIKAPUR MARKET, KOLKATA-700 099, .
PH :700099-9804608684.

1249.## TECHNO AUTO WORKS (4669), 619, RAJA RAM MOHAN ROY ROAD, BIREN ROY ROAD EAST, BEHALA, KOLKATA-700008, .
PH :700008-9830111258.

1250.## ULTRA CRAFT (4643), 103/1B, RAJA DINENDRA STREET, KOLKATA-700006, WEST BENGAL,
PH :700006-9831313321.

1251.## YOUNG AUTOMOBILES (637), 50/2 HAZARA ROAD, CALCUTTA-700 019 (W.B), .
PH :700019-9830778011

1252.## ZENITH AUTO (5529), BOHLA NATH SARANI,CHINAR PARK, RAJARHAT , KOLKATA-700157, DISTRICT - KOLKATA, WEST BENGAL,
PH :700157-9830643781.

1253.## ZOVAN AUTOMOBILES PVT. LTD (5578), 42/A1B,RAJA SANTOSH ROAD, KOLKATA, DISTRICT - KOLKATA, WEST BENGAL,
PH :700027-9831082193.

1254.## SUNNY AUTOMOBILE (3166), 105/H/18 BIDHAN NAGAR ROAD, KOLKATA-700 067, .
PH :700067-.

KRISHNANAGAR

1255.## HIGHWAY SERVICE CENTRE (4455), ASHA DEEP, N.H-34, KRISHNANAGAR, NADIA-741101, WEST BENGAL,
PH :741101-9434165494.

1256.## TARA MA AUTOMOBILES (1947), AJROBINDRA SARANI (NEAR KRISHNANAGAR WOMEN'S COLLEGE), KRISHNANAGAR,NADIA, , WEST BENGAL 741101,
PH :741101-8001100930.

MADHYAMGRAM

1257.# J G BEHAL AUTO (4653), DOLTALA, GANGANAGAR, MADHYAMGRAM, KOLKATA-700129 (WEST BENGAL),
PH :700129-9831094430.

1258.* PAUL AUTOMOBILE (671), JESSORE ROAD, MADHYAMGRAM, DOHARIYA PO GANGANAGAR, DISTT 24 PGNS NORTH, PH :700132-9830239001.

MALDA

1259.## ABHISEK AUTO CENTRE (1976), N.H.34, NEAR ST. XAVIER SCHOOL, P.O. MOKDUMPUR, DISTT. MALDA-732 101 (W.B.), .
PH :732101-9434065360.

MIDNAPORE

1260.# CHATTERJEE AUTOMOBILE (4960), INDUSTRIAL GROWTH AREA, KHASJANGAL (NEAR KERANICHOTI), MIDNAPORE-721101, DISTRICT-PACHIM MIDNAPORE, PH :721101-9434043558.

NARENDRAPUR

1261.## A.M. AUTOMOBILES (3175), KAMALGAZI, NARENDURPUR, KOLKATA-700 103, (WEST BENGAL),
PH :700103-8335860051.

PURULIA

1262.## BANERJEE AUTO SERVICE (640), ANABILA VILLA, RANCHI ROAD, PURULIA (W.B),
PH :723101-9434656942.

RAGHUNATHGANJ

1263.## AUTO WHEEL (4427), NH 34, UMARPUR, PO GHORSALA, DO MURSHIDABAD, WEST BENGAL, PH 742235,
PH :742235-9434101917.

RUPNARAYANPUR

1264.## L K MOTORS (3477), NH 2 BYPASS, POINT (CHOWRANGI), RUPNARAYANPUR (CHALBALPUR), BURDWAN-713 343,
PH :713343-9091392314.

SILIGURI

1265.# BHAWANI MOTOR GARAGE (4844), BIDYASAGAR PALLY, NEAR RISHI BHAWAN, BURDWAN ROAD, SILIGURI-734405, WEST BENGAL,
PH :734405-9641162127.

1266.# MUM AUTO WORKS (4835), NEAR DELHI PUBLIC SCHOOL, PANCHANAI (DAGAPUR), SILIGURI, WEST BENGAL-734003,
PH :734003-9832068537.

SODEPUR

1267.** CAR CARE (8929), B.T. ROAD, SODEPUR, P.O.: SUKCHAR, 24 PARGANAS (NORTH), PH :700115-9674907411.

SRIRAMPUR

1268.* MARUTI AUTO CENTRE (2167), 85/18 G.T. ROAD (WEST), PO : MULLIKPARA, SRIRAMPUR, HOOGLY-712 203 (W.B.),
PH :712203-8777417901.

SURI

1269.## PANCHANATH AUTOMOBILES (4456), BROJARGRAM BARABAGAN, BAKRESWAR PATHARCHAPURI HIGHWAY MORE, SURI, (W.B.),
PH :731101-9732026250.

ULUBERIA

1270.## APSARA SERVICE STATION (3374), NEAR BANITABLA CHECKPOST, ON NH-6, ULUBERIA-711 316, (W.B.),
PH :711316-7797484735.

** A-Category Mass : Free & paid Service, Major repairs & Accidental repairs

C-Category Mass : Free & paid Service & Minor repairs

* B-Category Mass : Free & paid Service & Major repairs

D-Category Mass : Free Service & Minor repairs

Maruti Service Zone (AS ON 30.10.2023)

ARUNACHAL PRADESH

ITANAGAR

1. HIBRO AUTOMOBILES (7581-75-01), D-SECTOR, DISTT: PAPUMPARE, ITANAGAR - 791111 PH :7005337938.

ASSAM

BARPETA

2. ROY AUTO ENGINEERING WORKS (7Z81-7Z-01), POST OFFICE, BARPETA ROAD, MAIN ROAD , WARD NO.-4, ASSAM - 781315 PH :9954069396.

DULIAJAN

3. B.S. MOTORS (X881-X8-01), NO. 01, BORPOTHAR TINALI, DULIAJAN. - 786602 PH :9435719753.

BIHAR

PATNA

4. CITY AUTO SERVICES (1582-15-01), 9/1, PATLIPUTRA INDUSTRIAL ESTATE, PATLIPUTRA, PATNA - 800013 PH :9334117070/8210810240.

DELHI

DELHI

5. GALAXY AUTOMOBILES (0881-08-01), 8 INDUSTRIAL AREA, TILAK NAGAR, NEW DELHI, - 110018 PH :43276666.
6. A M AUTOMOBILES (A UNIT OF BLUE BIRD ENTERPRISES) (0891-08-01), 189-91, LAWRENCE ROAD, DELHI - 110035 PH :48280000.

HARYANA

BALLABGARH

7. ROYAL MOTORS (9R82-9R-01), 21/5, G.T. ROAD, BALLABHGARD, DISTT-FARIDABAD - 121004 PH :42718000; 9899232536; 9212142536.

MURTHAL

8. MURTHAL AUTO PVT. LTD. (BV81-BV-01), 44 HSIDD, MURTHAL - 131027 PH :9215182230.

PANCHKULA

9. CARE TAKER (K381-K3-01), PLOT NO. 36, INDUSTRIAL AREA, PHASE-2, PANCHKULA - 134113 PH :9914115427.

PANIPAT

10. VIJAY MOTORS (D381-D3-01), PLOT# 136, INDUSTRIAL AREA, PHASE-1 - 132103 PH :9896118618.

SAHA

11. PUNJAB MOTOR & ENGP WORKS (1881-18-01), NH-73, SHAHZADPUR ROAD, SAHA, DISTT.- AMBALA - 133104 PH :9896666402.

YAMUNANAGAR

12. HIRA MOTOR GARAGE (D281-D2-01), PLOT NO 48, SHIVAJI PARK, OPPOSITE MADHU PALACE, YAMUNANAGAR, HARYANA - 135001 PH :8950000069.

HIMACHAL PRADESH

JASSUR

13. CLASSIC MOTOR GARAGE (8H81-8H-01), TEHSEEL NOOPUR, KANGRA, JASSUR, HIMACHAL PRADESH - 176201 PH :9882217575 , 9459500613.

JAMMU AND KASHMIR

SRINAGAR

14. RAHIM MOTORS (1281-12-01), SIDGO INDUSTRIAL AREA, RANGRETH, SRINAGAR - 2441384 PH :9906631702.

JHARKHAND

RANCHI

15. PODDAR MOTOR (P) LTD. (5181-51-01), 47, 48, KOKAR INDUSTRIAL AREA, RANCHI. - 834001 PH :2544661, 2542650.

KERALA

COCHIN

16. AUTOTEAM SALES & SERVICES PVT.LTD (2781-27-01), PIPELINE ROAD, PADIVATTOM, COCHIN, ERNAKULAM, COCHIN - 682024 PH :9025730007.

PATHANAMTHITTA

17. AGT MOTORS (W881-W8-01), AGT TOWERS, PUTHENPEEDI, OMALLUR, PATHANAMTHITTA - 689640 PH :9288117477.

MADHYA PRADESH

NEEMUCH

18. AUTO SCAN (3T81-3T-01), MHOW ROAD, NEEMUCH, MADHYAPRADESH, - 458441 PH :9425106588.

PUNE

19. MARUTI CARE POINT (1981-19-02), 17/1, RAHATANI, AUNDH-CHINCHWAD ROAD, OPP PCMC 'D' PRABHAG KARYALAY, NEXT TO HP SUBHIKA PETROL PUMP, RAHATNI, PUNE, MAHARASHTRA - 411017 PH :9689901459.

THANE

20. THANAWALA MOTOR AGENCY (P) LTD (3981-39-01), B-31, OPPOSITE ITL,WAGLE ESTATE MAIN ROAD,WAGLE ESTATE,THANE - 400007 PH :9833947772, 9833947778.

ODISHA

KEONJHAR

21. KUMAR AUTOMOBILES (7U81-7U-01), DHRUPADA, KEONJHAR, ORISSA - 758001 PH :9437075366.

PUNJAB

BATALA

22. CITI AUTOMOBILES (V581-V5-01), NEAR GURUDWARA ACHAL SAHIB, PATHANKOT JALANDHAR ROAD, BATALA, - 143505 PH :9876024243 , 9876024254.

MOGA

23. SM AUTO CARE CENTRE (H681-H6-01), OOP. ITI , G.T. ROAD, MOGA - 142001 PH :06136-226807.

RAJASTHAN

JAIPUR

24. KATARIA AUTOZONE PVT.LTD (1181-11-01), 1-A ; NARAYANPURI,KATARIA KRISHI FARM,SIRSI ROAD,JAIPUR - 302034 PH :7427059388.

TELANGANA

HYDERABAD

25. RETOUCH (1082-10-01), H.NO. 3-67/A, B, C, D,NEW NAGOLE COLONY,NAGOLE VILLAGE, HYDERABAD NAGOLE, HYDERABAD - 500068 PH :9848062263.

UTTAR PRADESH

ALIGARH

26. VINHEET MOTORS (B881-B8-02), PLOT NO.D-138 &139, SECTOR-1, TALA NAGARI, RAMGHAT ROAD, ALIGARH - 202001 PH :9917473052, 9582123586.

GHAZIABAD

27. KAP AUTOMOBILES PVT. LTD. (5981-59-01), D-BLOCK SHASHTRI NAGAR,HAPUR ROAD,GHAZIABAD - 201002 PH :0120-4538200 , 9717629599, 9810523345.
28. CHIRAG AUTOMOBILES (5883-59-01), PLOT NO. B1, SECTOR-B3, TRONICA CITY, GHAZIABAD - 201102 PH :9582945510, 9999107841.

LUCKNOW

29. K M AUTOCRAFT (1381-13-01), 76/3, BARAURA, HUSSAIN BARI, HARDOI ROAD, LUCKNOW - 226003 PH :2473369.

MEERUT

30. UNIQUE CAR SCANNERS (4881-48-01), PLOT NO:514/4, SURAJ KUND ROAD, MEERUT, - 250001 PH :9837072642.

NOIDA

31. MOTORCRAFT INDIA PVT LTD (A181-A1-01), F-8 & 9,SECTOR-8,NOIDA - 201301 PH :08826172222 & 09971689689.
32. MOTORCRAFT INDIA PVT LTD (A181-A1-02), C-125,SECTOR-63,NOIDA, - 201301 PH :09958732222 & 09910282222.
33. JKM MOTORS (A184-A1-01), A-25,SECTOR 9,DISTT. GAUTAM BUDH NAGAR,NOIDA - 201301 PH :0120-4052400, 9899424000.
34. FAST TRACK AUTOCARE(INDIA) PVT. LTD. (A185-A1-01), A-13, SECTOR 63, NOIDA, G.B. NAGAR - 201301 PH :4581111; 4581131/9650631111.

SAHIBABAD

35. FAST TRACK SERVICES (M981-M9-01), PLOT NO.40/1B/2, 3 & 4, SITE 4, INDUSTRIAL AREA, SAHIBABAD, DISTT. GHAZIABAD (U.P.), - 201010 PH :9560868111.

UNNAO

36. VISHAL WHEELERS PVT. LTD. (1382-KL-01), PLOT NO. 1164, KANPUR-LUCKNOW BYPASS, UNNAO, UTTAR PRADESH, - 209801 PH :2830610,2831248.

VARANASI

37. PRATAP ENGINEERS (8481-84-01), S 2, 653/A-2, CLUB ROAD, VARANASI - 221002 PH :25100469, 9415203641.

WEST BENGAL

KOLKATA

38. MANOCO SALES (P) LTD. (0681-06-01), 25/1, CHETLA CENTRAL ROAD, OPPOSITE CHETLA PARK, KOLKATA - 700027 PH :24568326, 24486568, 24568325.

DELHI

DELHI







1. J J IMPEX (DELHI) LTD(MARUTI SERVICE MASTERS) (0883-08-01), F-39,OKHLA INDUSTRIAL AREA,PHASE-II,NEW DELHI - 110020
PH :41612194, 40685500.

TAMIL NADU

CHENNAI

2. J J IMPEX (DELHI) LTD(MARUTI SERVICE MASTERS) (1485-14-01), # 9, (SP),THIRU-VI-KA INDUSTRIAL ESTATE, GUINDY, CHENNAI - 600032
PH :044-43563366, 43563367, 9176615000.

BATTERY LABEL SYMBOL MEANINGS

	No smoking, no naked flames, no sparks		Battery acid
	Shield eyes		Note operating instructions
	Keep away from children		Explosive gas

Prepared by

MARUTI SUZUKI INDIA LIMITED

Service Division

February, 2025

Part No.99011M66T09-74W

Printed in India

**For round-the-clock on-road assistance,
call Maruti On-road Service at 1800 102 1800[#] / 1800 1800 180[#]**

[#] No STD code to be prefixed.

 **MARUTI SUZUKI**
GENUINE ACCESSORIES

 **MARUTI SUZUKI**
GENUINE PARTS

MARUTI SUZUKI
COST PROTECT

 **MARUTI SUZUKI**
HELPLINE

 **MARUTI SUZUKI**
ROAD SERVICE

SERVICE DIVISION

MARUTI SUZUKI INDIA LIMITED

Palam-Gurgaon Road, Gurgaon – 122 015 (Haryana), India

Visit us at: www.marutisuzuki.com