

Now available in CNG
SUPER CARRY
A POWERFUL MINI TRUCK
GO GREEN, GO FURTHER WITH CNG




Specifications	
Engine	Multi point fuel injection G12B BS - IV
Maximum Power	48 kW @ 6000 rpm
Maximum Torque	85 Nm @ 3000 rpm
Displacement	1196 cc
Cylinder System	SOHC
Fuel Distribution	MPI
Transmission	
Type	5MT
Gearbox	5 Forward and 1 Reverse
Clutch	Single Plate Dry Friction
Brake	
Brake Control Valve	LSPV
Front	Ventilated Disk
Rear	Drum Brake
Suspension and Steering	
Front	Mc Pherson Strut with Coil Spring
Leaf Spring	Leaf Spring with Rigid Axle
Steering	Manual - Rack and Pinion Gear
Wheel and Tyre	
Tyre	155 R13 LT8PR
Measurements	
Length	3800 mm
Width	1562 mm
Height	1883 mm
Wheel Base	2110 mm
Front Track	1345 mm
Rear Track	1330 mm
Length of Deck	2183 mm
Width of Deck	1488 mm
Height of Deck	300 mm
Turning Radius	4.3 m
Performance	
Top Speed	80 km/h
Gradeability	21%
Weight	
GVW	1600 kg
Kerb	975 kg
Payload	625 kg
Capacity	
Seating Capacity	Driver+1
CNG Cylinder Capacity	70 Litre (Water Equivalent)


Equipment List	
Exterior	
Tailgate Opening Function with Handle	S
Tailgate Chain	S
Front Wiper (2- Speed)	S
ORVM (Driver and Co-Driver)	S
Spare Tyre	S
Rope Hooks	S
Mud Flap	S
Rear Fender	S
Front body graphics	S
Side door body graphics	S
Windshield Washer	S
Interior (Comfort, Convenience & Utility)	
Cabin Main Light (2 - Position)	S
Sun Visor (Driver)	S
Driver Side Pocket	S
Sliding Back Window	S
Assist Grip (Driver & Co-driver)	S
Bottle Holder	S
Instrument Panel Upper Tray (2 Nos.)	S
12V Accessory Socket	S
Floor Carpet	S
3-Spoke Steering Wheel	S
Sliding Driver Seat	S
Safety Features	
Seat Belts (Retractable)	S
Locking Glove Box (With Key)	S
Headlamp Levelling	S
Steering Lock	S
Reflective Tape (Front/Rear)	S
Reflector Front (White)	S
Reflector Rear (Red)	S
First-Aid Kit	S
Warning Triangle	S
Hazard Lamp	S
Front Disc Brake	S
Brake LSPV	S
Stepney Lock Provision	S
Battery Lock Provision	S
Fire Extinguisher	S

S:Standard


  Powerful Engine	  Excellent Mileage	  Large and Stable deck	  Easy Handling	  Insured safety with The Maruti Suzuki Assurance	  More Comfort
------------------------------------------------------------------------------------------------------------------------------------------------------------------------------------------------------	--------------------------------------------------------------------------------------------------------------------------------------------------------------------------------------------------------	------------------------------------------------------------------------------------------------------------------------------------------------------------------------------------------------------------	------------------------------------------------------------------------------------------------------------------------------------------------------------------------------------------------------	------------------------------------------------------------------------------------------------------------------------------------------------------------------------------------------------------------------------------------------	-------------------------------------------------------------------------------------------------------------------------------------------------------------------------------------------------------



Body Colour Options



Silky Silver



Superior White

For more details contact | Toll free No: 1800 102 1800, 1800 1800 180

Maruti Suzuki India Limited, reserves the right to change without notice, prices, colours, equipments, specifications, variants and also to discontinue models. Accessories and features shown in the pictures may not be part of standard equipment, and will differ according to the variant. For variant-specific features, refer to the equipment list. Colours shown may vary from actual body colours due to printing on paper. Images used are for illustration purposes only.

MARUTI SUZUKI INDIA LTD., Plot No. 1, Nelson Mandela Road, Vasant Kunj, New Delhi - 110070, Tel. 011-46781000.

*Fuel Efficiency as certified by test agency under rule 115 of the CMVR, 1989. Appearance of black shade on glass is due to lighting effect.